TOWN OF PROSPER

Prosper is a place where everyone matters.

Agenda

Prosper Town Council Meeting
Council Chambers
Prosper Town Hall
250 W. First Street, Prosper, Texas
Tuesday, October 12, 2021
5:45 PM

Notice Regarding Public Participation

Welcome to the Prosper Town Council. Individuals may attend the meeting in person, or access the meeting via videoconference, or telephone conference call.

Join the Zoom Meeting by clicking on the following link:https://us02web.zoom.us/j/87189889684

To join the meeting by phone, dial (346) 248-7799

Enter Meeting ID: 8718 988 9684

Addressing the Town Council:

Those wishing to address the Town Council must complete the Public Comment Request Form located on the Town website or in Council Chambers.

If you are attending in person, please submit this form to the Town Secretary prior to the meeting. When called upon, please come to the podium and state your name and address for the record.

If you are attending online/virtually, please submit this form to the Town Secretary prior to 5:00 p.m. on the day of the meeting. Please ensure your full name appears on the screen and you are unmuted so the meeting moderator can recognize you and allow you to speak. The Chat feature is not monitored during the meeting. The Town assumes no responsibility for technical issues that are beyond our control.

If you encounter any problems joining or participating in the meeting, please call our help line at 972-569-1191 for assistance.

Call to Order/ Roll Call.

Invocation, Pledge of Allegiance and Pledge to the Texas Flag.

Announcements of recent and upcoming events.

Presentations.

1. Recognize outgoing Board and Commission members. (RB)
2. Presentation of a Proclamation to members of the Prosper IT Department recognizing October 2021, as National Cybersecurity Month. (MLS)

CONSENT AGENDA:

Items placed on the Consent Agenda are considered routine in nature and non-controversial. The Consent Agenda can be acted upon in one motion. Items may be removed from the Consent Agenda by the request of Council Members or staff.

3. Consider and act upon the minutes from the September 28, 2021, Town Council meeting. (MLS)

4. Consider and act upon approving Amendment No. 1 to the Cityworks License and Maintenance Agreement between Azteca Systems, LLC., a sole source provider, and the Town of Prosper, Texas; and authorizing the Town Manager to execute documents for the same. (LJ)

5. Consider and act upon approving Change Order Number 02 for Bid No. 2021-30-B to Tiseo Paving Co., related to construction services for the Fishtrap Road Segment 4 Construction and Segment 1-4 Landscaping Architecture project; and authorizing the Town Manager to execute Change Order Number 02 for same. (HW)

6. Consider and act upon authorizing the Town Manager to execute a Professional Services Agreement between Sciens, LLC and the Town of Prosper, Texas, related to Phase III ERP System Selection Consultant for Finance, Utility Billing, Municipal Court, and Human Resources. (BP)

7. Consider and act upon authorizing the Town Manager to execute an Interlocal Agreement between Collin County and the Town of Prosper, Texas accepting a grant award from the 2018 Collin County Parks and Open Spaces Project Assistance Fund for the Pecan Grove Park Trail project. (PN)

8. Receive the August Financial Report. (BP)

9. Consider and act upon authorizing the Town Manager to execute a Professional Services Agreement between Lee Engineering, LLC, and the Town of Prosper, Texas, related to providing on-call traffic engineering services. (HW)

10. Consider and act upon an ordinance for a Specific Use Permit (SUP) for a Nursery, Major (Calloway's), in Gates of Prosper, on 3.2± acres, located on the north side of Richland Boulevard, west of Preston Road. The property is zoned Planned Development-67 (PD-67). (S21-0001) (AG)

11. Consider and act upon authorizing the Town Manager to execute a Development Agreement between 289 (Preston) & 380, L.P., and the Town of Prosper, Texas, related to the Calloway's Nursery in the Gates of Prosper development. (AG)

12. Consider and act upon an ordinance amending the Future Land Use Plan from Old Town Single Family to Old Town Office, generally located on the southeast corner of Coleman Street and Seventh Street. (CA21-0002). (AG)

13. Consider and act upon an ordinance rezoning 0.7± acres from Single Family-15 (SF-15) to Planned Development-Downtown Office (PD-DTO), to allow for the conversion of the existing structure into an office, located on the southeast corner of Coleman Street and Seventh Street. (Z21-0005). (AG)

14. Consider and act upon authorizing the Town Manager to execute a Development Agreement between Jeff and Cara Sorensen, and the Town of Prosper, Texas, related to 104 E. Seventh Street. (AG)

15. Consider and act upon whether to direct staff to submit a written notice of appeal on behalf of the Town Council to the Development Services Department, pursuant to Chapter 4, Section 1.5(C)(7) and 1.6(B)(7) of the Town's Zoning Ordinance, regarding action taken by the Planning & Zoning Commission on any Site Plan or Preliminary Site Plan, including Salad and Go and Whispering Farms Equestrian Center. (AG)

CITIZEN COMMENTS

The public is invited to address the Council on any topic. However, the Council is unable to discuss or take action on any topic not listed on this agenda. Please complete a "Public Comment Request Form" and present it to the Town Secretary prior to the meeting.

REGULAR AGENDA:

If you wish to address the Council, please fill out a "Public Comment Request Form" and present it to the Town Secretary, preferably before the meeting begins. Pursuant to Section 551.007 of the Texas Government Code, individuals wishing to address the Council for items listed as public hearings will be recognized when the public hearing is opened. For individuals wishing to speak on a non-public hearing item, they may either address the Council during the Citizen Comments portion of the meeting or when the item is considered by the Town Council.

Items for Individual Consideration:

16. Consider and act upon a resolution expressing official intent to reimburse costs of projects approved by town voters in the November 3, 2020, Bond Election. (BP)

17. Consider and act upon a resolution expressing official intent to reimburse costs of fiscal year 2021-2022 Capital Improvement Program (CIP) projects. (BP)

18. Consider and act upon an ordinance amending Ordinance No. 2021-55 (FY 2021-2022 Annual Budget and Capital Improvement Program) to provide funding increased expenditures in the General Fund, Park Improvement Fund, Water Impact Fee Fund, and Wastewater Impact Fee Fund. (BP)

19. Consider and act upon approving the purchase of one Quint fire engine from Siddons Martin Emergency Group, LLC, through the Texas Local Government Purchasing Cooperative; and authorizing the Town Manager to execute documents for the same. (SB)

20. Consider and act upon approving the purchase of one ambulance from Southern Emergency & Rescue Vehicle Sales, LLC, through the Texas Local Government Purchasing Cooperative; and authorizing the Town Manager to execute related documents for the same.(SB)

Possibly direct Town staff to schedule topic(s) for discussion at a future meeting.

21. Receive an update on COVID-19 operational changes. (RB)

EXECUTIVE SESSION:

Recess into Closed Session in compliance with Section 551.001 et seq. Texas Government Code, as authorized by the Texas Open Meetings Act, to deliberate regarding:

22. Section 551.087 – To discuss and consider economic development incentives.

Section 551.072 – To discuss and consider purchase, exchange, lease or value of real property for municipal purposes and all matters incident and related thereto.

Section 551.074 – To discuss and consider personnel matters and all matters incident and related thereto.

Section 551.074 - To discuss appointments to the Board of Adjustment/Construction Board of Appeals, Parks & Recreation Board, Library Board, Prosper Economic Development Corporation Board, and the Planning & Zoning Commission.

Reconvene in Regular Session and take any action necessary as a result of the Closed Session.

Adjourn.

CERTIFICATION

I, the undersigned authority, do hereby certify that this Notice of Meeting was posted at Prosper Town Hall, located at 250 W. First Street, Prosper, Texas 75078, a place convenient and readily accessible to the general public at all times, and said Notice was posted by 5:00 p.m., on Friday, October 8, 2021, and remained so posted at least 72 hours before said meeting was convened.

_____ _____

Michelle Lewis Sirianni, Town Secretary Date Notice Removed

Pursuant to Section 551.071 of the Texas Government Code, the Town Council reserves the right to consult in closed session with its attorney and to receive legal advice regarding any item listed on this agenda.

NOTICE

Pursuant to Town of Prosper Ordinance No. 13-63, all speakers other than Town of Prosper staff are limited to three (3) minutes per person, per item, which may be extended for an additional two (2) minutes with approval of a majority vote of the Town Council.

NOTICE OF ASSISTANCE AT PUBLIC MEETINGS: The Prosper Town Council meetings are wheelchair accessible. For special services or assistance, please contact the Town Secretary's Office at (972) 569-1011 at least 48 hours prior to the meeting time.

Prosper is a place where everyone matters.

MINUTES

Prosper Town Council Meeting
Council Chambers
Prosper Town Hall
250 W. First Street, Prosper, Texas
Tuesday, September 28, 2021
5:45 PM

DRAFT

Call to Order/ Roll Call.

The meeting was called to order at 5:45 p.m.

Council Members Present:
Mayor Ray Smith
Mayor Pro-Tem Meigs Miller
Deputy Mayor Pro-Tem Craig Andres
Councilmember Marcus E. Ray
Councilmember Jeff Hodges
Councilmember Charles Cotten
Councilmember Amy Bartley

Staff Members Present:
Harlan Jefferson, Town Manager
Terry Welch, Town Attorney
Robyn Battle, Executive Director of Community Services
Michelle Lewis Sirianni, Town Secretary
Leslie Scott, Director of Library Services
Todd Rice, Communications Manager
Rebecca Zook, Executive Director of Development and Infrastructure Services
Hulon Webb, Engineering Services Director
Khara Dodds, Development Services Director
Alex Glushko, Planning Manager
Leigh Johnson, IT Director
Jordan Carmona, Senior GIS Analyst
Stuart Blasingame, Fire Chief
Shaw Eft, Assistant Fire Chief
Bill Bonnie, Division Chief
Doug Kowalski, Police Chief

Invocation, Pledge of Allegiance and Pledge to the Texas Flag.

Pastor Scott Kay, First Baptist Church of Prosper, led the invocation. The Pledge of Allegiance and the Pledge to the Texas Flag were recited.

Announcements of recent and upcoming events.

Thanks to everyone who joined us for "Celebrate Prosper" in Frontier Park on Saturday, September 25. Families enjoyed an evening of free hot dogs, and live blues and jazz music. We look forward to holding an even bigger event next year.
In October, the Town will honor our public safety personnel by lighting Town Hall and the Gateway Monument in red, in honor of Fire Prevention Month. Residents are encouraged to add red light bulbs to their front porches and landscape lighting for the month of October.

National Night Out is on Tuesday, October 5. The Prosper Police Department, Prosper Fire Rescue, Prosper ISD Police and First Responder Volunteers will be participating "First Responder Parades" with sirens and lights. If you are interested in first responders driving through your neighborhood for National Night Out, please register your street on the Police Department page on the Town website.

Councilmember Ray thanked the Parks and Recreation team and Communications team for all the candy and making the homecoming parade successful. Councilmember Ray also expressed his appreciation to the Prosper Fire and Police Department and all those for attending and supporting the prayer gathering for Dudley Raymond.

Presentations.

1. **Presentation of a Proclamation to members of the Prosper Police and Fire Departments declaring October 5, 2021, as National Night Out. (MLS)**

   Mayor Smith read and presented a Proclamation to the Prosper Police and Fire Chiefs and staff.

2. **Presentation of a Proclamation to members of the Prosper Fire Rescue declaring the month of October 2021 as Fire Prevention month. (MLS)**

   Mayor Smith read and presented a Proclamation to Stuart Blasingame, Fire Chief, Shaw Eft, Assistant Fire Chief, and Bill Bonnie, Division Chief.

3. **Recognize the Prosper Fire Rescue Department for receiving the Heart Safe Community award. (SB)**

   Melissa Kristen, North Central Texas Trauma Regional Advisory Council (NCTTRAC) outlined the criteria and guidelines in the six specific areas in order to be considered to receive the Heart Safe Community award. Ms. Kristen recognized the level of and outstanding efforts of the Prosper Fire Rescue Department to be eligible to receive this award. On behalf of NCTTRAC, Ms. Kristen presented the Heart Safe Community award to the Prosper Fire Rescue Department.

4. **Presentation of the American Heart Association Mission Lifeline Gold Plus Award to the Prosper Fire Rescue. (SB)**

   Chief Blasingame stated this award is data driven and thanked Shaw Eft, Assistant Fire Chief and Bill Bonnie, Division Chief for their hard work on achieving this award, which is the highest level to achieve.

   Kristen Waller, Quality Improvement Manager expressed gratitude to all first responders for saving lives every day and for the continued dedication especially in time sensitive emergencies. Ms. Waller highlighted symptoms of heart attack and stroke and the importance of dialing 9-1-1 if any sudden symptoms occur. Ms. Waller presented the American Heart Association Mission Lifeline Gold Plus Award to the Prosper Fire Rescue and thanked them for their continued support.

5. **Receive an update from the Prosper Community Library. (LS)**

   Ms. Scott presented an update regarding the Prosper Community Library which included current statistics of members, visits, checkout, and total circulation. She

DRAFT

noted out of the 352 programs in the past year that they had 8,862 attendance in total, 88 in-person programs and 264 virtual programs, and noted the amount of money saved by using physical item checkout(s). Ms. Scott highlighted the 2021 Summer program which was titled '7 Continent Exploration'. They had 753 participants, hundreds of activities, and over 116,110 minutes read. She also noted their presence on social media through Facebook, Instagram, Twitter, and YouTube. The library also currently offers several online and electronic programs as well as provide printing/scanning services, public computers, tax forms, and voter registration cards. Ms. Scott expressed her appreciation for the hours devoted by all the volunteers, especially the teens. Over the past year, they have been flexible and able to adapt to the needs of the community through offering in-person and virtual events, increasing their database and remote access, to-go hold pick up, and take and make crafts. Other accomplishments have included working on revisions to the Library Policies and Long-Range Plan goals, served as a warming station during the winter storm, continuing to provide COVID safety measures, and designed a new logo and branding guide. In the upcoming year, the library is working on getting the book trailer out in the community, a global Book Bug game, story time on the road collaborations, doing a Singapore pen pal program, updating their long-range plan, and hiring a part time Social Media Content/Library Production Specialist.

Mayor Smith thanked Ms. Scott for the update.

6. Town of Prosper Strategic Planning Dashboard Demonstrations. (RB)

Mrs. Battle stated earlier this year, the Town Council worked on the short- and long-term goals of the Town through their Strategic Planning. She reviewed the Prosper Community Vision, the Proper Strategic Vision 2036, and the Prosper Town Government Mission. The five strategic goals 2026 are: Premier Residential Community, Invest in Prosper's Future, Financially Responsible Town Government Providing Exceptional Municipal Services, Successful Dallas North Tollway Development, and Successful Prosper Downtown Redevelopment. Mrs. Battle noted the Strategic Plan is divided into three tiers: Goals, Actions, and Milestones. Mrs. Battle presented the Town of Prosper Strategic Planning Dashboard that is linked on the Town website which allows the public to see the process of each priority item. The public can see as much detail as they want by drilling down into each item. She noted that they will be sharing this information through community channels and thanked all the staff for building and updating the site.

Councilmember Ray asked how often it would be updated and noted he loves the site. Mrs. Battle indicated it would be updated monthly.

CONSENT AGENDA:

Items placed on the Consent Agenda are considered routine in nature and non-controversial. The Consent Agenda can be acted upon in one motion. Items may be removed from the Consent Agenda by the request of Council Members or staff.

7. Consider and act upon the minutes from the September 14, 2021, Town Council meeting. (MLS)

8. Consider and act upon awarding CSP No. 2021-62-B to SRH Landscapes LLC, related to construction services for the Coleman Street Median Landscaping

DRAFT

(Talon-Victory) project; and authorizing the Town Manager to execute a construction agreement for same. (HW)

9. **Consider and act upon approving Change Order Number 04 for Bid 2020-75-B to Mario Sinacola & Sons Excavating, Inc., related to construction services for the Prosper Trail – Coit Rd to Custer Rd 2-Lanes (CIP No. 2008-ST) project; and authorizing the Town Manager to execute Change Order Number 04 for same. (HW)**

10. **Consider and act upon approving the purchase of one (1) skid steer loader from Holt Cat; and one (1) articulating telescopic aerial bucket truck from Altec Industries, Inc., through the Sourcewell Purchasing Cooperative. (FJ)**

11. **Consider and act upon approving the purchase of computer hardware, from CDWG, Inc., through the Sourcewell Purchasing Cooperative. (LJ)**

12. **Consider and act upon approving an Enterprise License Agreement for term license software between Environmental Systems Research Institute, Inc., a sole source provider, and the Town of Prosper, Texas; and authorizing the Town Manager to execute an agreement for the same. (LJ)**

13. **Consider and act upon approving a Facility Management Services Agreement between TDIndustries, Inc., and the Town of Prosper Texas, through the National Cooperative Purchasing Alliance (NCPA); and authorizing the Town Manager to execute the same. (RZ)**

14. **Consider and act upon approving Amendment Fifteen to the Interlocal Agreement between Collin County and the Town of Prosper for Animal Sheltering Services and Animal Control Services; and authorizing the Town Manager to execute the same. (MB)**

15. **Consider and act upon whether to direct staff to submit a written notice of appeal on behalf of the Town Council to the Development Services Department, pursuant to Chapter 4, Section 1.5(C)(7) and 1.6(B)(7) of the Town's Zoning Ordinance, regarding action taken by the Planning & Zoning Commission on any Site Plan or Preliminary Site Plan, including Alders Senior Living, Broadway Retail, Calloway's Nursery, Encompass Health, and Victory at Frontier. (AG)**

Councilmember Ray made a motion to approve consent agenda Items 7 thru 15. Deputy Mayor Pro-Tem Andres seconded that motion and the motion was unanimously approved.

CITIZEN COMMENTS:

No comments were made.

Items for Individual Consideration:

Mayor Smith stated the following two agenda items are being opened concurrently.

16. **Conduct a public hearing and consider and act upon a request to amend the Future Land Use Plan from Old Town Single Family to Old Town Office, generally located on the southeast corner of Coleman Street and Seventh Street. (This is a companion case to Z21-0005.) (CA21-0002). (AG)**

DRAFT

Mr. Glushko stated the following two items are companion requests. The subject property is located at the southeast corner of Coleman and Seventh Street, currently zoned Single Family Residential 15 (SF-15) and has an existing metal building on the property. The applicant is requesting to rezone to Downtown Office District. Since the request does not conform to the Future Land Use Plan (FLUP) currently marked Old Town Single Family or Residential, the request also includes an amendment to the FLUP to be changed to Old Town Core-Office. Mr. Glushko noted that if the Town Council feels it would be appropriate to change the classification, then it is appropriate to also classify the properties to the north and south along Colman Street as Old Town Core-Office as well, in order to create a consistent non-residential corridor into and out of the downtown. Mr. Glushko outlined the site improvements that are to be made in conjunction with the PD including the parking improvements and façade/elevation changes facing the west. The Planning and Zoning Commission unanimously recommended approval at their September 7 meeting on both items being presented. No public comments were made or received. Staff recommends that if the Town Council approves the amendment to the FLUP, then the approval be conditioned upon entering into a development agreement with the property owner. If the Town Council denies the amendment to the FLUP, staff recommends denial fo the rezoning request.

Mayor Smith opened the public hearing.

Matt Moore, ClayMoore Engineering, Inc. stated on behalf of Jeff and Kara Sorenson, upon which he is representing, are looking to repurpose the building to office space. They are currently planning on making parking, façade, and landscaping improvements. Mr. Moore respectfully requested approval.

Councilmember Ray asked if they would be addressing any coloring options to the building in order to match the brick better and suggested more of an earth tone on the north side, as well as painting the roof. Mr. Moore responded that he could address those options with staff within the development agreement.

Mayor Smith closed the public hearing.

Mayor Pro-Tem Miller asked if any letters were received in favor or in opposition to the request. Mr. Glushko replied no.

Councilmember Hodges asked if the parking would be able to accommodate multiple office spaces. Mr. Glushko stated the number of parking spots would be determined based on the square foot of the building. Therefore, would not be an issue.

Mayor Pro-Tem Miller made a motion to approve the request to amend the Future Land Use Plan (FLUP) form Old Town Single Family to Old Town Office, generally located on the southeast corner of Coleman Street and Seventh Street. Councilmember Hodges seconded that motion and the motion was unanimously approved.

17. Conduct a public hearing and consider and act upon a request to amend the Future Land Use Plan from Old Town Single Family to Old Town Office, generally located on the southeast corner of Coleman Street and Seventh Street. (This is a companion case to Z21-0005.) (CA21-0002). (AG)

Same comments apply as listed on item 16.

Councilmember Ray made a motion to approve the request to rezone 0.7+/- acres from Single Family-15 (SF-15) to Planned Development-Downtown Office (PD-DTO),

DRAFT

to allow for the conversion of the existing structure into an office, located on the southeast corner of Coleman Street and Seventh Street, subject to approval of a Development Agreement, including, but not limited to, right-of-way and/or easement dedication, and architectural building materials. Councilmember Hodges seconded that motion and the motion was unanimously approved.

18. Conduct a public hearing and consider and act upon a request to rezone 163.2± acres, from Planned Development-90 (PD-90) to Planned Development (PD), to facilitate the development of a single-family residential subdivision with private social club, located on the north side of First Street, east of Coit Road. (Z20-0021). (AG)

Mayor Smith stated the applicant has requested to table this item.

Mayor Pro-Tem Miller made a motion to table to the October 26, 2012 Town Council meeting a request to rezone 163.2± acres, from Planned Development-90 (PD-90) to Planned Development (PD), to facilitate the development of a single-family residential subdivision with private social club, located on the north side of First Street, east of Coit Road. Councilmember Hodges seconded that motion. The motion was approved with a 6-0 vote. Councilmember Bartley was absent for the vote.

Councilmember Bartley left and was absent for the duration of the meeting.

Possibly direct Town staff to schedule topic(s) for discussion at a future meeting.

19. Discussion regarding fire protection services for Denton County Fresh Water District 10 for the Artesia Subdivision. (SB)

Chief Blasingame stated that current fire protection services for Artesia are serviced by the Aubrey Fire Department. They currently have 1,659 homes and are estimated to have 1,682 by March 2022 and an estimated population of 5,214. Currently, the cost for fire protection per residential meter is $13.96. Based on that amount, the annual cost recovery is $281,768.64 and received an annual 184 fire/EMS calls. Chief Blasingame stated they are proposing to change the fire service from Aubrey to Prosper since the subdivision is located 0.7 miles from Prosper Fire Station No. 2. However, in order to change, voter approval is needed by the residents of Artesia. If voters approved the change, the Town of Prosper would change the cost of fire protection to $15.00 per residential meter for the first 18 months, with annual increases thereafter. Prosper Fire Rescue currently is unable to recoup any fees unless a medical transport occurs. Chief Blasingame stated based on the proposed $15.00 per residential meter and the anticipated new six building apartment complex, they would be able to collect over $355,000 in funds. Chief Blasingame noted that they would enter into an Interlocal Agreement with Denton County to provide additional funding based on call type. In order to have this item placed on the May 2022 ballot, steps need to start taking place in order to meet the deadlines. Staff is looking for Town Council direction and feedback on how to proceed.

The Town Council discussed any concerns with any fire apparatus/equipment making turns or having issues on their streets, the importance of providing safety to the residents, and fees that would be collected.

DRAFT

Chief Blasingame stated he will begin working with the attorneys to move forward on this item and bring back an Interlocal Agreement with Denton County for consideration along with a timeline to placing the item on the May Election.

20. Discussion on logo and rebranding. (RB)

Mrs. Battle stated in July, the Library rolled out a new logo similar to the EDC. The current logo and tag line along with other logo variations were displayed as well as the new Library and EDC logo. Mrs. Battle stated staff is looking to create a graphic identity policy, brand, and style guidelines that provides brand consistency, fonts, colors, and templates, and ADA compliance. Four options were presented that included either to keep the existing logo, refresh the logo with an updated font and color palate, redesign similar to the Library and EDC logo, and/or complete the redesign with public input. Mrs. Battle outlined cost estimates as well as options on a phased approached. Staff is looking for feedback and direction on which option the Town Council would like staff to pursue.

The Town Council discussed their concerns on the overall cost, current logo versus one similar to the Library or EDC, and the importance of having consistency, especially with fonts, etc.

Mrs. Battle stated that she will bring back a more detailed phased in plan with further cost breakdown, as well as logo ideas under option two, and timeline to roll the plan out.

EXECUTIVE SESSION:

Recess into Closed Session in compliance with Section 551.001 et seq. Texas Government Code, as authorized by the Texas Open Meetings Act, to deliberate regarding:

Section 551.087 – To discuss and consider economic development incentives.

Section 551.072 – To discuss and consider purchase, exchange, lease or value of real property for municipal purposes and all matters incident and related thereto.

Section 551.074 – To discuss and consider personnel matters and all matters incident and related thereto.

Section 551.074 - To discuss appointments to the Board of Adjustment/Construction Board of Appeals, Parks & Recreation Board, Library Board, Prosper Economic Development Corporation Board, and Planning & Zoning Commission.

The Town Council recessed into Executive Session at 7:14 p.m.

Reconvene in Regular Session and take any action necessary as a result of the Closed Session.

The Town Council reconvened the Regular Session at 7:52 p.m.

No action was taken on any Executive Session Items.

Adjourn.

The meeting was adjourned at 7:53 p.m.

DRAFT

These minutes approved on the 12th day of October 2021.

APPROVED:

Ray Smith, Mayor

ATTEST:

Michelle Lewis Sirianni, Town Secretary

DRAFT

TOWN OF PROSPER

Prosper is a place where everyone matters.

INFORMATION TECHNOLOGY

To: **Mayor and Town Council**

From: **Leigh Johnson, Director of Information Technology**

Through: **Harlan Jefferson, Town Manager**

Re: **Town Council Meeting – September 28, 2021**

Agenda Item:

Consider and act upon approving Amendment No. 1 to the Cityworks License and Maintenance Agreement between Azteca Systems, LLC., a sole source provider, and the Town of Prosper, Texas; and authorizing the Town Manager to execute documents for the same.

Description of Agenda Item:

In 2020, the Town began the process of creating an in-house GIS Department to manage the Town's spatial information and infrastructure. As part of this effort, current GIS staff have identified several limitations to our asset management systems as part of the current a la carte licensing model preventing effective utilization of current resources.

On or about February 13, 2020, the Town entered into a Cityworks License and Maintenance Agreement with Azteca Systems, LLC. The Cityworks software platform is currently used by the Town's Public Works department for geolocated asset management. The IT Division is proposing an enterprise licensing model for Cityworks with a three-year term to remedy current limitations with GIS integrations. This will enable significant technological capabilities, enhance services to citizens, and provision unlimited licensing for staff at all levels. Amendment No. 1 will add this Enterprise License for term license software.

This purchase falls within the definition of a procurement that is available from only one source (Chapter 252 of the Local Government Code) and is exempt from competitive bidding requirements. Azteca Systems, LLC is the sole source provider of Cityworks.

Budget Impact:

The annual fee for the three-year ELA is $40,000.00. The annual renewal date for Cityworks is in September, so in fiscal year 2021-22, two payments will be due: $17,000.00 in October 2021 (the delta between the $23,000.00 previously paid in September 2021 and the new annual fee), and the standard $40,000.00 renewal due in September 2022. The agreement will be funded from 100-5419-10-05 (IT Licenses), from budgeted and currently available funds. This agreement is

based on current population levels and may increase at the three-year renewal. Subsequent annual expenditures will be subject to budget appropriations granted in future fiscal years.

Legal Obligations and Review:

Terrence Welch of Brown & Hofmeister, L.L.P., has approved Amendment No. 1 and the license agreement terms and conditions as to form and legality.

Attached Documents:

1. Cityworks Enterprise License Agreement Quotation
2. Amendment No. 1
3. Sole Source Letter

Town Staff Recommendation:

Staff recommends approving Amendment No. 1 to the Cityworks License and Maintenance Agreement between Azteca Systems, LLC., a sole source provider, and the Town of Prosper, Texas; and authorizing the Town Manager to execute documents for the same.

Proposed Motion:

I move to approve Amendment No. 1 to the Cityworks License and Maintenance Agreement between Azteca Systems, LLC., a sole source provider, and the Town of Prosper, Texas; and authorize the Town Manager to execute documents for the same.

PROSPER, TX

QUOTE: Q-12760-3



Cityworks, A Trimble Company
11075 South State Street, Suite 24
Sandy, UT 84070
801-523-2751
cityworks.com

Cityworks® A TRIMBLE COMPANY

Cityworks is designed and created to be the leading GIS-centric system for public asset management, fully leveraging the power of geographic information systems (GIS) to help communities work smarter and become more sustainable, resilient, and safe.

TABLE OF CONTENTS

Company Information ..... Section 1

Quote ..... Section 2

Cityworks & ArcGIS ..... Section 3

Products & Optional Add-ons ..... Section 4

System Specifications ..... Section 5

Maintenance ..... Section 6

SECTION 1

COMPANY INFORMATION

CITYWORKS, A TRIMBLE COMPANY

Founded in 1986, Azteca Systems, LLC began as a consulting firm that provided cartographic mapping support to federal agencies. Over time, we earned a reputation for developing GIS-centric solutions for public asset management. In 1996, the Cityworks public asset management platform was born.

Cityworks is the original and leading GIS-centric public asset management system that leverages the power of Esri ArcGIS. Cityworks and ArcGIS together help organizations empower GIS to work smarter and use location intelligence to improve infrastructure management and decision-making.

In 2019, Cityworks was acquired by Trimble, further solidifying Cityworks' position as the market leader in GIS-centric public asset management. As part of the Trimble family of companies, we retain our entrepreneurial culture, domain-specific know-how, and local government focus while gaining access to Trimble's extensive resources.

We support more than 700 organizations through the United States and around the world, from single-user sites to enterprise installations. Our clients include public works agencies, transportation agencies, water and wastewater utility districts, airports, energy companies, community development agencies, and other organizations involved with the care and operation of public assets.

Cityworks is an Esri Platinum Partner. We have received numerous awards from Esri celebrating and recognizing the two companies' 20-year partnership, specifically acknowledging Cityworks' seamless alignment, corporate dedication, and dependability.

We recognize GIS as the authoritative system of record for local government and public service organizations.

CORE VALUES

1. BUILD THE RIGHT TEAM
2. CREATE LASTING PARTNERSHIPS
3. ENABLE THE POWER OF GIS
4. IMPROVE COMMUNITIES

BUILD THE RIGHT TEAM

Our employees are the lifeblood of Cityworks. We are passionate about creating a GIS-centric ecosystem to help you build a more resilient, sustainable, and safe community—a smart community. Our objective is simple: engage a culture of innovation and ongoing improvement for employees, customers, and strategic partners.

Our company is staffed by a comprehensive group of professionals capable of development, implementation, training, customer support, and marketing. As a Cityworks client, you will have access to the following teams:

- **Enterprise Solutions:** Manages implementation and project management, education services, and the business partner network.
- **Products and Development:** Responsible for software development, testing, research and development, and documentation.
- **Customer Success:** Provides support before, during, and after implementation and ensure long-term client success.

CREATE LASTING PARTNERSHIPS

The Cityworks community includes a network of business partners who embrace the value of superior customer service. From world-renowned civil engineering and technology integration firms to respected software companies and international distributors, our business partners all share a common belief in the value GIS.

Implementation partners help you put Cityworks to use—efficiently, effectively, and as quickly as possible. These partners are evaluated by the success of their implementations and ongoing investment in maintaining Cityworks expertise.

Several world-class software development companies help customers extend the reach of Cityworks with integrated solutions. These development partners support capabilities such as automated vehicle location (AVL) services, CCTV inspections, citizen engagement, utility location, pavement management, systems modeling, mobile solutions, utility billing, and so much more.

Expanding Globally

Cityworks continues to expand globally with customers and partners

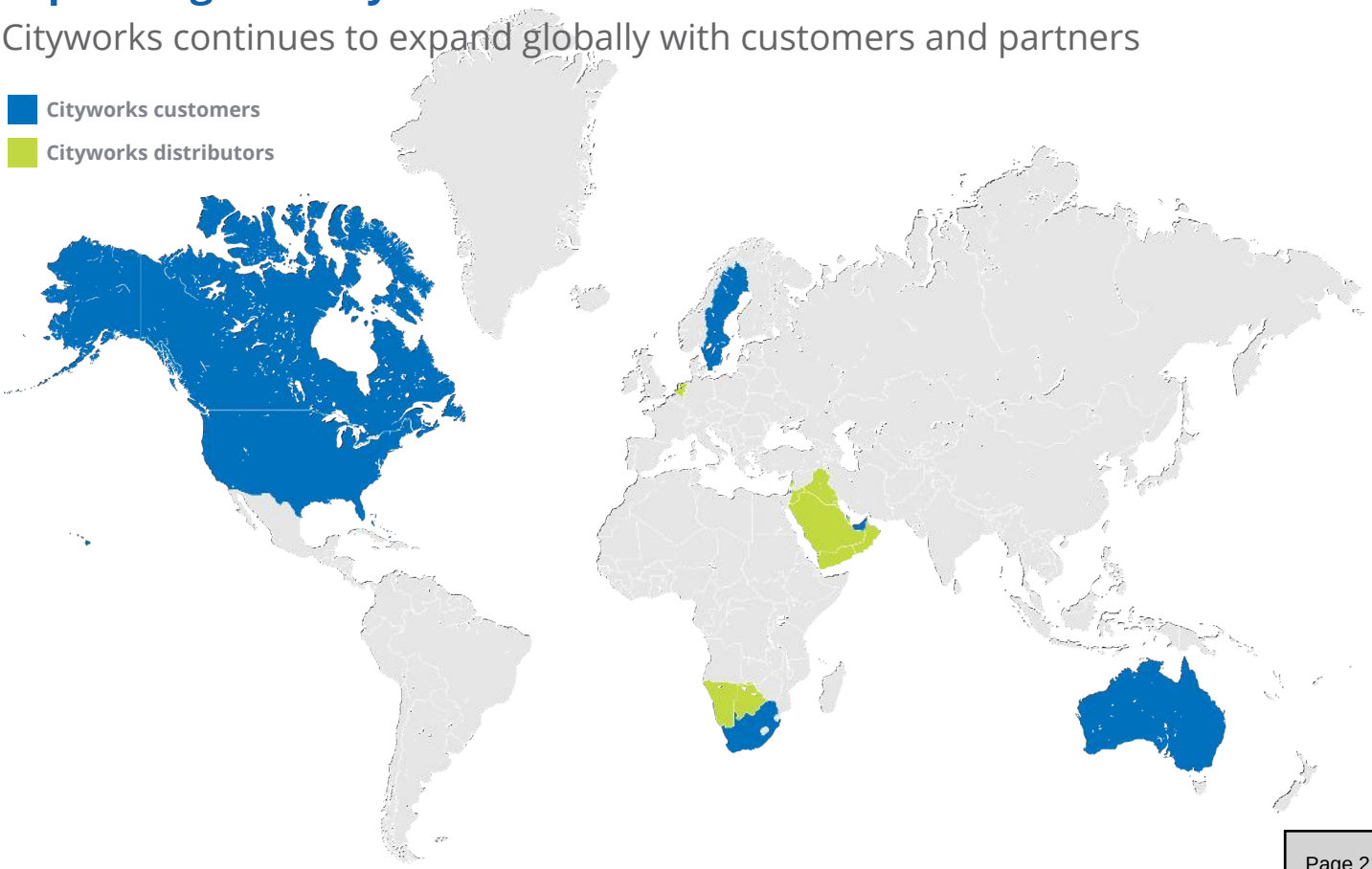

SECTION 2

QUOTE

Azteca Systems, LLC - Cityworks
11075 S State St, Suite 24 | Sandy, UT 84070
801-523-2751 | Fax # 801-523-3734

Quote Number	Q-12760-3
Created Date	9/7/2021
Expiration Date	10/4/2021

Contact Information

Contact Name:	Jordan Carmona	Prepared By Name:	Veronica Schindler
Customer:	Prosper (TX), Town of	Prepared By Phone:	(801) 523-2751
Contact Address:	601 W Fifth Prosper, TX 75078		

Quote Lines

Product Name	Quantity/ Population	Net Unit Price
ELA - SERVER AMS PREMIUM	1.00	USD 16,292.00
	TOTAL:	USD 16,292.00

Notes

Year 1 Dollar Value	USD 16,292.00	Year 1 Date Range	10/01/2021 - 09/14/2022*
Year 2 Dollar Value	USD 40,000.00	Year 2 Date Range	09/15/2022 - 09/14/2023
Year 3 Dollar Value	USD 40,000.00	Year 3 Date Range	09/15/2023 - 09/14/2024

Notes:

Quote upgrades current AMS licensing to Premium AMS ELA.

Updated License:
Server AMS Premium Enterprise License Agreement (ELA), Includes Unlimited Quantities of the Identified Products:
Office
Respond
Mobile Native Apps (for iOS/Android)

--Includes the following Add-ons:
Storeroom
Equipment Checkout
Contracts
Cityworks for Excel
Cityworks Analytics for AMS
eURL (Enterprise URL)
Operational Insights
Workload
Web Hooks
OpX
Local Government Templates (LGT)
Use of Cityworks AMS Application Programming Interfaces (APIs) with commercially available Cityworks-centric applications that are licensed and maintained by authorized Cityworks partners
Use of Cityworks AMS Application Programming Interfaces (APIs) with third party system integrations

Annual fee herein is based on 10,001 - 25,000 population range

*Fee for Year 1 reflects products added at $17,000.00/year and is pro-rated for a period of 10/01/2021 - 09/14/2022. Current Renewal Amount of $23,000.00 for period of 09/15/2021 - 09/14/2022 has previously been paid.

Terms and Conditions

Payment Terms
Payment due within 30 days

All quotations are valid for ninety-days (90) from the date above, unless otherwise stated in this quotation form. All prices quoted are in USD, unless specifically provided otherwise, above. These prices and terms are valid only for items purchased for use and delivery for the Customers listed above.

Unless otherwise referenced, this quotation is for the Cityworks software products referenced above only. Pricing for implementation services (installation, configuration, training, etc.), or other software applications is provided separately and upon request.

The procurement, installation and administration of the Esri software or any other third-party software utilized in conjunction with Cityworks will be the responsibility of the Customer.

The procurement, installation and administration of the RDBMS utilized in conjunction with Cityworks will be the responsibility of the Customer. Currently, Cityworks supports Oracle and SQL Server. The procurement, installation and administration of the infrastructure (hardware and networking) utilized in conjunction with Cityworks will be the responsibility of the Customer.

This quotation and the pricing information herein is confidential and proprietary and may not be copied or released other than for the express purpose of the current system Software and Product selection and purchase. This information may not be given to outside parties or used for any other purpose without written consent from Azteca Systems, LLC or unless otherwise specifically permitted by law. If a “public access” or similar request is made, Customer, shall notify Azteca Systems, prior to any disclosure.

Software Licensing
All Azteca Systems software offered in this quotation are commercial off-the-shelf (COTS) software developed at private expense, and is subject to the terms and conditions of the signed “Cityworks Software License and Maintenance Agreement” ("Agreement") and any and all addendums or amendments thereto. A fully executed copy of the Agreement and any addendum(s) is required before delivery and installation and usage of the software is subject to the terms of the current license agreement.

The terms and conditions of the executed Cityworks Software License Agreement apply to this Quote unless otherwise specifically stated herein. Any additional or conflicting terms set forth in any purchase orders, invoices, or other standard form documents exchanged during the ordering process, other than product descriptions, quantities, pricing, and dates are void and of no effect.

Delivery method is by way of download through Azteca Systems, LLC. customer support web portal.

Taxes
Prices quoted do not include any applicable state, sales, local, or use taxes unless so stated. In preparing your budget and/or Purchase Order, please allow for any applicable taxes, including, sales, state, local or use taxes as necessary. Azteca Systems reserves the right to collect any applicable sales, use or other taxes tax assessed by or as required by law. Azteca Systems reserves the right to add any applicable tax to the invoice, unless proof with the order is shown that your organization or entity is tax exempt or if it pays any applicable tax directly.

International Customers
These items are controlled by the U.S. government and authorized for export only to the country of ultimate destination for use by the ultimate consignee or end-user(s) herein identified. They may not be resold, transferred, or otherwise disposed of, to any other country or to any person other than the authorized ultimate consignee or end-user(s), either in their original form or after being incorporated into other items, without first obtaining approval from the U.S. government or as otherwise authorized by U.S. law and regulations.

Your signature indicates your acceptance of this Quote, and that you have read and accepted the Terms and Conditions set forth above.

_____
Accepted by:

_____

Title

_____/_____/_____

Date

SECTION 3

CITYWORKS & ARCGIS

CITYWORKS® AND ARCGIS®

ENABLE THE POWER OF WHERE™ FOR PUBLIC ASSET MANAGEMENT

WEB GIS-CENTRIC

We recognize GIS as the authoritative system of record for local government and public service organizations. Built exclusively on Esri's innovative ArcGIS® technology, Cityworks offers a robust system of record, engagement, and insight for public asset management.

The Azteca Systems partnership with Esri began in 1987. Over time, the tools we used grew and changed as Esri's technology grew and changed. Though other approaches may interface with a GIS—generally for map visualization—the Cityworks platform has always used ArcGIS as the authoritative data system of record.

Ultimately, this translates to a powerful user experience. End users can easily and seamlessly move between Cityworks to Esri applications to collect, view, and share data. Application developers can access ArcGIS and Cityworks to design and build applications that support unique end-user workflows. Together, Cityworks and Esri ArcGIS support a range of solutions to meet your needs.

SINGLE SIGN-ON

Single Sign-on allows users to log in to Cityworks using their ArcGIS Online or Portal for ArcGIS credentials. This is helpful for administrators who want to manage user passwords in ArcGIS Online or Portal for ArcGIS rather than Cityworks. Single Sign-on also eliminates the need for the Esri Resource Proxy to be configured for secured GIS services to be consumed by the map. This function also allows users to view ArcGIS Online web maps in Cityworks.

When logged in via Single Sign-on, users have two additional map tools: ArcGIS Online Web Map Manager and Roads and Highways.

The ArcGIS Online Web Maps map tool allows users to incorporate add web maps from ArcGIS Online to their Cityworks map.

Roads and Highways is licensed under Single Sign-on and requires Esri's Roads and Highways license and extension. This app contains map tools which allows users to create a feature event on roadway assets and create work orders, inspections, and permits attached to the new event. Route marker pins are used along the assets to define the end points of the feature events. Data from Cityworks Roads and Highways can be viewed in Esri's Roads and Highways, providing powerful mapping, reporting, and analyses.

WEB MAP MANAGER

Web Map Manager enables users to select and change their map in Cityworks to any shared web map found in Portal for ArcGIS and ArcGIS Online. In addition, an organization's saved Enterprise URLs can be dynamically added into a web map as a layer and ordered by the user interactively. This product requires licensing for EURL, and users must be logged in via Cityworks Single Sign-on.

ARCGIS HUB

ArcGIS Hub is an easy-to-configure community engagement platform that organizes people, data, and tools through information-driven initiatives. Organizations of any type and any size can maximize engagement, communication, collaboration, and data sharing using the ArcGIS Hub initiative-based approach. With ArcGIS Hub, organizations can leverage their existing Cityworks data and work together with internal and external stakeholders to track progress, improve outcomes, and create vibrant communities.

ARCGIS INDOORS

ArcGIS Indoors is a complete indoor mapping system for smart building management. Through an extended version of ArcGIS Pro, native web and mobile applications, and an indoor information model, ArcGIS Indoors provides a common operating picture for operations personnel, managers, and other employees and visitors to understand, manage, and use their workplace environment.

ARCGIS INSIGHTS

Part of the Esri Geospatial Cloud, ArcGIS Insights is analysis software that fuses location analytics with open data science and business intelligence workflows. Answer questions you didn't know to ask, analyze data completely, and unlock new insights. Empower analysts of all skill levels and across departments to explore Cityworks data, perform advanced analytics, and share results with key stakeholders.

COLLECTOR FOR ARCGIS

Collector for ArcGIS is an Esri app that allows users to create and update GIS features while working in the field. Using the Cityworks mobile native apps for Android or iOS, Cityworks users logging in with their AGOL or Portal logins can open service requests, work orders, inspections, and PLL cases and navigate directly to that work extent in Collector. Since Cityworks and Collector leverage the same web map, that means users can move seamlessly between the two apps. It also means that any new features created, or updated, in Collector is available immediately in the Cityworks app.

CROWDSOURCE REPORTER

Crowdsource Reporter is an Esri app that allows citizens to report concerns and issues. Those reports can be brought into Cityworks as service requests where they can be managed and follow up activities can be generated. As these are processed in Cityworks, updates can also be delivered back to Crowdsource Reporter for citizens to view.

NAVIGATOR FOR ARCGIS

Navigator for ArcGIS is an Esri app for routing and navigation. Cityworks mobile native app users can use Navigator to get turn-by-turn directions to any address or asset. Navigator will also provide an optimized route if users need to navigate to multiple locations. Like the Cityworks mobile native apps, Navigator works online or offline. Navigator can be opened from service requests, work orders, inspections, and PLL cases and initiated for routing to the work activity or associated asset.

OPERATIONS DASHBOARD FOR ARCGIS

Operations Dashboard for ArcGIS is a configurable web app that provides location-aware data visualization and analytics for a real-time operational view of people, services, assets, and events. From a dynamic dashboard, view the activities and key performance indicators most vital to meeting your organization's objectives. Operations dashboards consume Cityworks data and can be embedded in your Cityworks inbox for easy access.

SURVEY123 FOR ARCGIS

Survey123 for ArcGIS is a complete, form-centric solution for creating, sharing and analyzing surveys. Use it to create smart forms with skip logic, defaults, and support for multiple languages. Collect data via web or mobile devices, even when disconnected from the Internet. Analyze results quickly, and upload data securely for further analysis.

WORKFORCE FOR ARCGIS

Workforce for ArcGIS is an Esri app that allows office staff to create and assign work to field crews, who also use the app to view their assignment in the field. Cityworks users logging in with their AGOL or Portal logins can open Workforce and access activities and seamlessly launch the Cityworks mobile native apps for Android and iOS to process the work order. This allows Cityworks users to record additional information in the Cityworks Native Apps, complete the work and update Workforce.

ENABLE THE POWER OF GIS

As a global leader for public asset management, Cityworks designs, creates, promotes and Advocates GIS-centric software as a best practice to strengthen smart communities. We recognize GIS as the authoritative system of record for local government and public service organizations. Built exclusively on Esri's innovative ArcGIS® technology, Cityworks offers a robust system of record, engagement, automation, and insight for public asset management.

The Cityworks platform has always used ArcGIS as the authoritative data system of record. Ultimately, this translates to a powerful user experience. End users can easily and seamlessly move between Cityworks to Esri applications to collect, view, and share data. Application developers can access ArcGIS and Cityworks to design and build applications that support unique end-user workflows.

Together, Cityworks, Esri ArcGIS, and our partners support a range of solutions to meet your public asset management and community development needs.

Cityworks and ArcGIS

together provide powerful systems of engagement, record, and insight for public asset management.

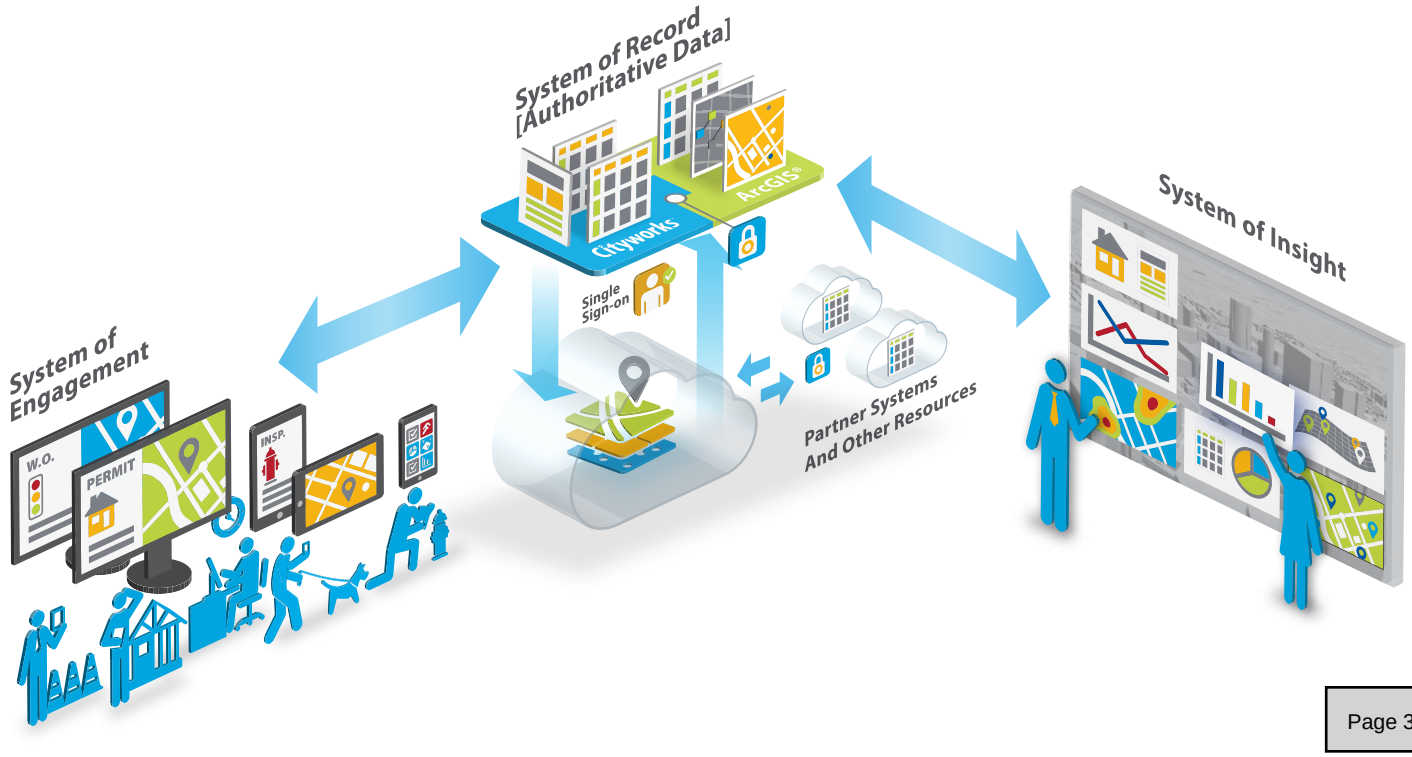

Esri's ArcGIS®
COMMON PATTERNS OF USE



Mapping & Visualization

Understand locations and relationships with maps and visual representations



Data Management

Collect, organize, and maintain accurate locations and details about assets and resources



Field Mobility

Manage and enable a mobile workforce to collect and access information in the field



Monitoring

Track, manage, and monitor assets and resources in real-time



Analytics

Discover, quantify, and predict trends and patterns to improve outcomes



Design & Planning

Evaluate alternative solutions and create optimal designs



Decision Support

Gain situational awareness, and enable information-driven decision making



Constituent Engagement

Communicate and collaborate with citizens and external communities of interest



Sharing & Collaboration

Empower everyone to easily discover, use, make, and share geographic information

Copyright © 2018 Esri. All rights reserved.

IMPROVE COMMUNITIES

Local governments and public service organizations across the world use Cityworks and ArcGIS to make their communities more resilient, sustainable, and safe. Esri recently identified nine ways organizations typically use GIS. In public asset management, this translates to four key activities that help organizations realize a greater return on investment:

- **Constituent Engagement:** Encourage residents, business owners, and policy makers to provide input, remain informed, and monitor progress with the help of Cityworks data and Esri web maps.
- **Organization Empowerment:** Empower management and staff to collaborate, communicate, and interact with asset data.
- **Organization Decision Support**: Use asset data to better understand cost, risk, labor, and capital investment priorities. Help management and staff make better real-time, data-driven decisions.
- **Organization Design and Planning:** Evaluate alternatives and develop initiatives that improve management, budgeting, planning, and design.

GIS-CENTRIC CHARACTERISTICS OF PUBLIC ASSET MANAGEMENT

NO REDUNDANCY
ArcGIS is the authoritative system of record with no writing or syncing to other asset data tables.

FULLY CONFIGURABLE
Cityworks can support any geodatabase design for your assets—including linear, dispersed, or condensed.

NON-PROPRIETARY
We build on the geodatabase with well-known and understood data structure elements. Your organization owns and fully controls its data.

ARCGIS UPDATES
Cityworks relies solely on ArcGIS feature services to update the authoritative asset data to ensure data integrity.

ARCGIS WEB MAP
Any application can access an ArcGIS web map without constraints, allowing you to find and view asset data at a glance.

SINGLE SIGN-ON
Our software supports a single-sign on identity. All associated apps will support the preferred identity storehouse—ArcGIS Online or Portal for ArcGIS.

ANALYTICS & REPORTING
Cityworks uses ArcGIS tools for data analytics and powerful visualizations to support decision-making.

SECTION 4

PRODUCTS & OPTIONAL ADD-ONS

PRODUCTS

The Cityworks platform is designed to utilize Esri ArcGIS and contains Cityworks AMS and PLL core products which are available through their respective Office and Tablet apps. These apps provide the end user with an optimized office or mobile experience. Each contains full AMS or PLL functionality, along with integrated map tools. Products listed are for informational purposes only. Please refer to Section 2 for actual products to be licensed.

Core products include the following:

- Office for AMS
- Tablet for AMS
- Office for PLL
- Tablet for PLL

Add-on software applications have been designed to extend the Cityworks platform by providing additional specialized capabilities. These are licensed separately, and include the following:

- Respond
- Mobile native apps (for iOS/Android)
- Storeroom
- Equipment Checkout
- Contracts
- Cityworks for Excel®
- Cityworks Analytics
- eURL
- Public Access
- Operational Insights
- Workload
- Webhooks
- Performance Budgeting
- CCTV Interface
- Pavement Management
- JSON web services APIs

CITYWORKS AMS

Cityworks AMS (Asset Management Solution) provides powerful tools for asset management, customer care, work management, and data analysis. Cityworks is designed with built-in applications that provide end users with optimized office or mobile experiences for their specific tasks. Office contains full functionality and is designed for a desktop environment while Tablet enables full asset management on mobile laptops and tablets. Both utilize a JavaScript map.

Cityworks is designed with built-in applications that provide end users with optimized office or mobile experiences for their specific tasks. Office contains full functionality and is designed for a desktop environment while Tablet enables full asset management on mobile laptops and tablets. Both utilize a JavaScript map.

Optional mobile apps are available, including Respond and native apps for iOS and Android. Respond is an app which enables mobile service requests, work orders, inspections, and PLL case management on an interface optimized for tablets and other mobile devices. Mobile native apps for iOS and Android are available for task-based usage when completing service requests, work orders, inspections, and PLL cases. While Respond requires a constant network connection, the mobile native apps can be used when a network connection is not available.

Cityworks can be set up on-premises or as a managed deployment of Software as a Service (SaaS) with Cityworks Online (CWOL) hosted in a cloud environment. Cityworks utilizes cloud computing to access resources on the Cityworks platform, either on-premises or from Cityworks Online coupled with ArcGIS Online.

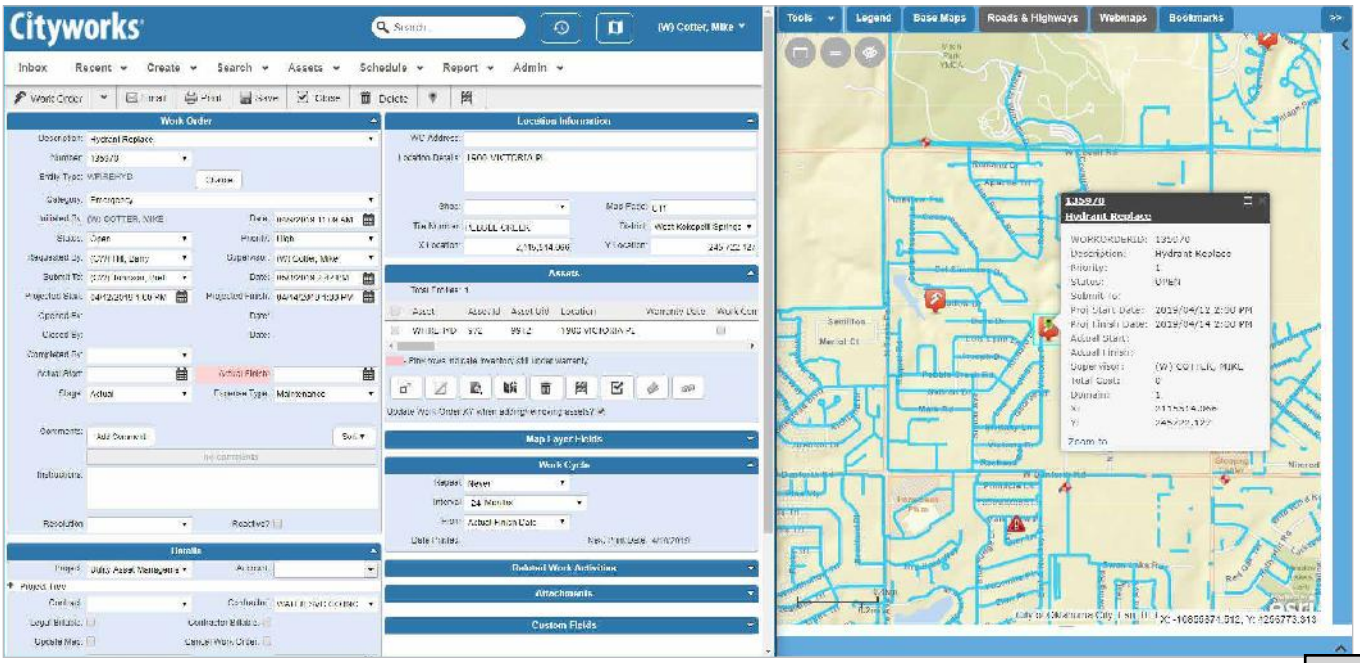

Office for AMS—Work

CITYWORKS PLL

Cityworks PLL is a web GIS-centric permits, licensing, and land platform designed to manage development projects, code enforcement cases, and other similar projects from inception to completion. It facilitates the use of ArcGIS mapping functions at all relevant levels. It is not only functional for private land development, but it can be used for utilities, highways, parades, festivals, and other public projects.

Cityworks PLL is designed with built-in applications, which provide the end user with an optimized office or mobile experience. These apps contain full permits, license, and case management functionality and are designed for office computers, mobile laptops, and tablets.

Cityworks PLL gives jurisdictions direct control over their business processes. Basic functional forms are highly adaptable and can be tailored to each organization's unique structure and needs. Customized templates help manage the required data for specific processes. As many or as few templates as necessary can be designed to streamline the development process. PLL can be configured to allow access by multiple departments within an organization, such as land management, legal department, public utilities, and others.

Workflows efficiently track applicable tasks from application or request, through reviews, fee collection, inspections, commission meetings, hearings and abatement, license renewal, and more. GIS features can be associated to records and may include parcels, street segments, intersections, addresses, or any other defined GIS features.

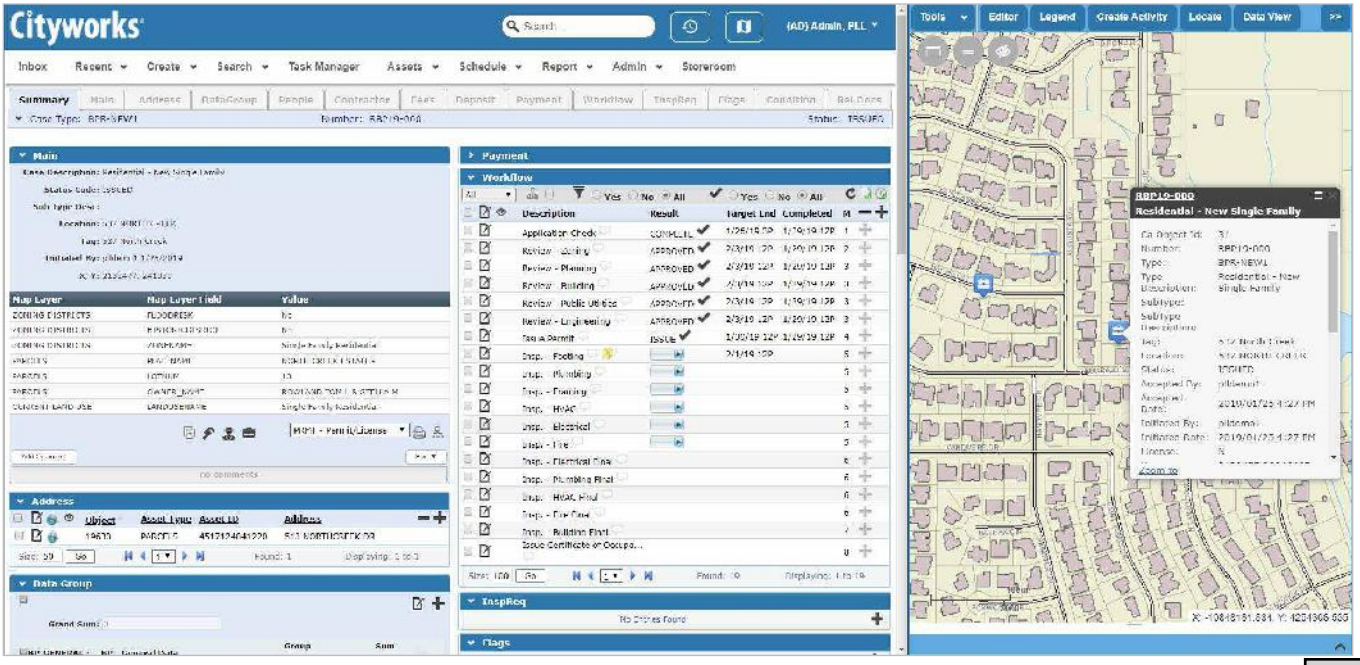

RESPOND

Respond is an optional product that focuses on Office-based functionality in a mobile setting. Respond requires a constant network connection to enable real-time updates to manage aspects of Cityworks from a remote location. Respond can also capture digital signatures on AMS inspections and PLL tasks. Respond also includes tools to update work order costs and has tools for dashboard configuration which includes a query builder.

The map interface is designed with the following tools: base maps, bookmarks, create activity, data view, editor, heat maps, layer search, legend, locate, measure, navigation, printing, redline, routing, and selection. Respond requires a constant connection and uses a responsive design that is not supported in Internet Explorer.

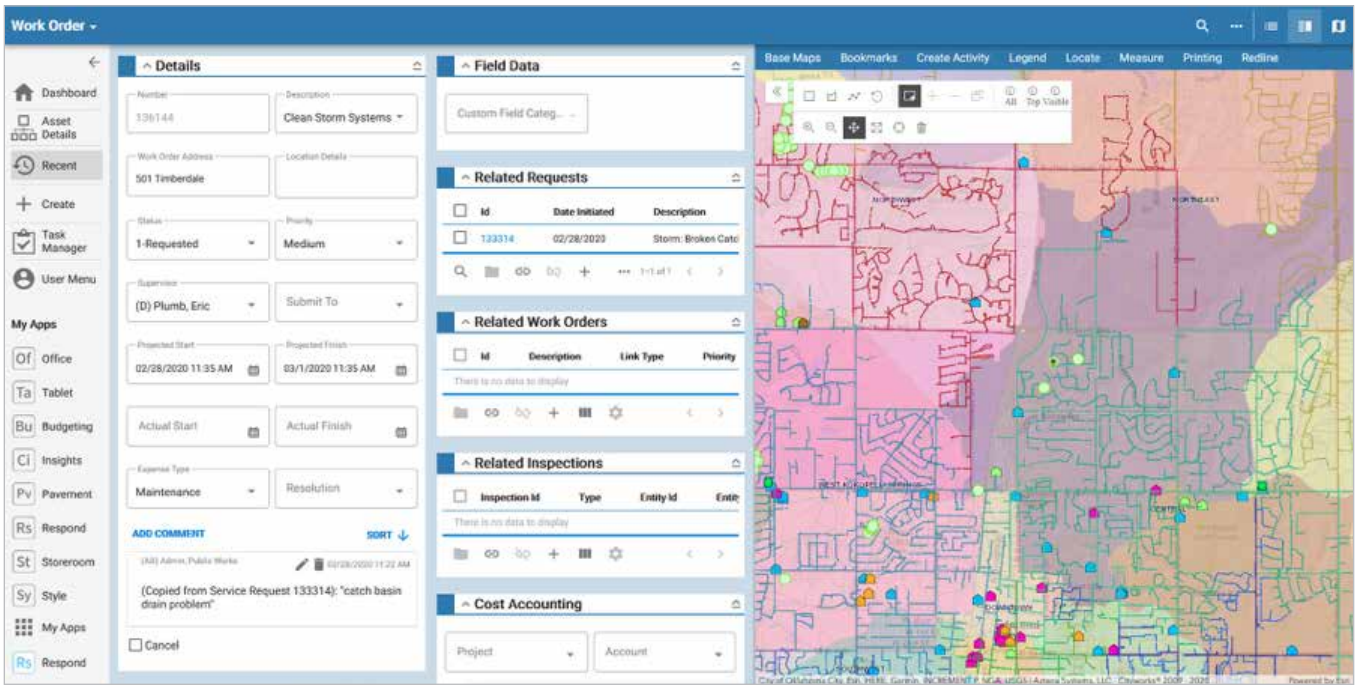

Respond—Work Order

MOBILE NATIVE APPS
FOR IOS AND ANDROID

These apps are optional products which enable Cityworks to be used in an offline environment. Users can create and edit work orders, service requests, inspections, and cases. While working, all the work is saved locally on the device. Upon syncing to the system once a network connection is established, the work is synced with the main database. Any new work activities are loaded onto the device at this time.

Work orders and inspections can be created from the map or from other work orders, service requests, or inspections. Service requests can be created from the map. Users are also able view and edit PLL tasks. Work orders, service requests, inspections, and cases can be opened in Respond, Tablet, Esri's Collector for ArcGIS, and Esri's Navigator for ArcGIS. Collector allows users to create and edit GIS features in the field. Navigator uses GIS to create routes for navigating to job sites. More functions enable viewing activities in Apple Maps or Google Maps.

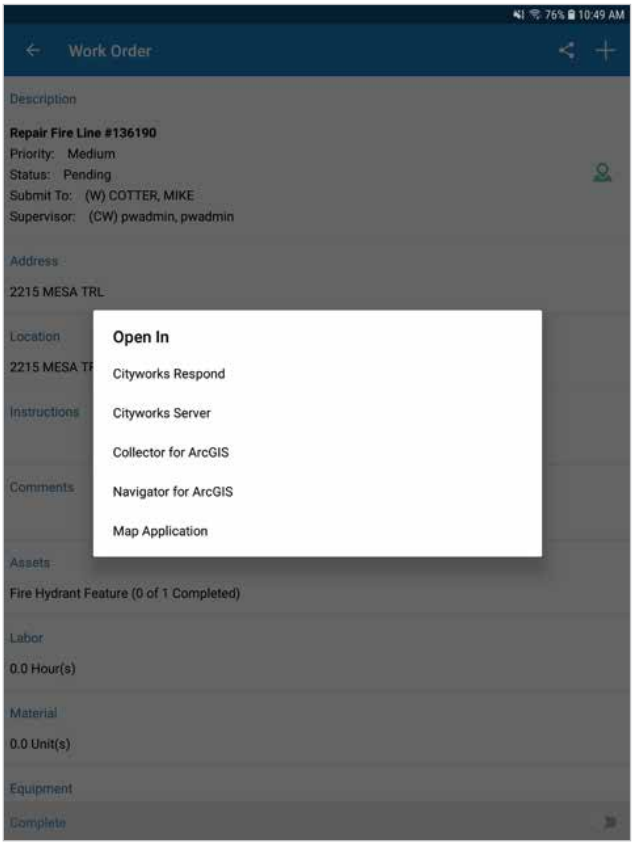

Android app—Accessible apps

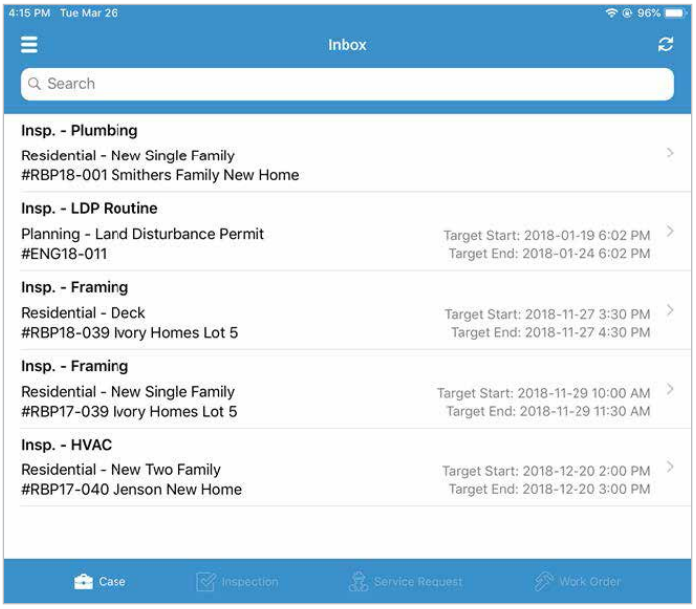

iOS app—Inbox case example

St STOREROOM

Cityworks Storeroom is a product designed to track incoming and outgoing materials from multiple storage areas, including work vehicles, as well as manage stock, material cost, suppliers, and requisitions.

Stock on hand is adjusted as materials are issued to a work order. A Bill of Materials (BOM) can be defined to manually build an assembly and then easily add it to a work order when that group of materials is used.

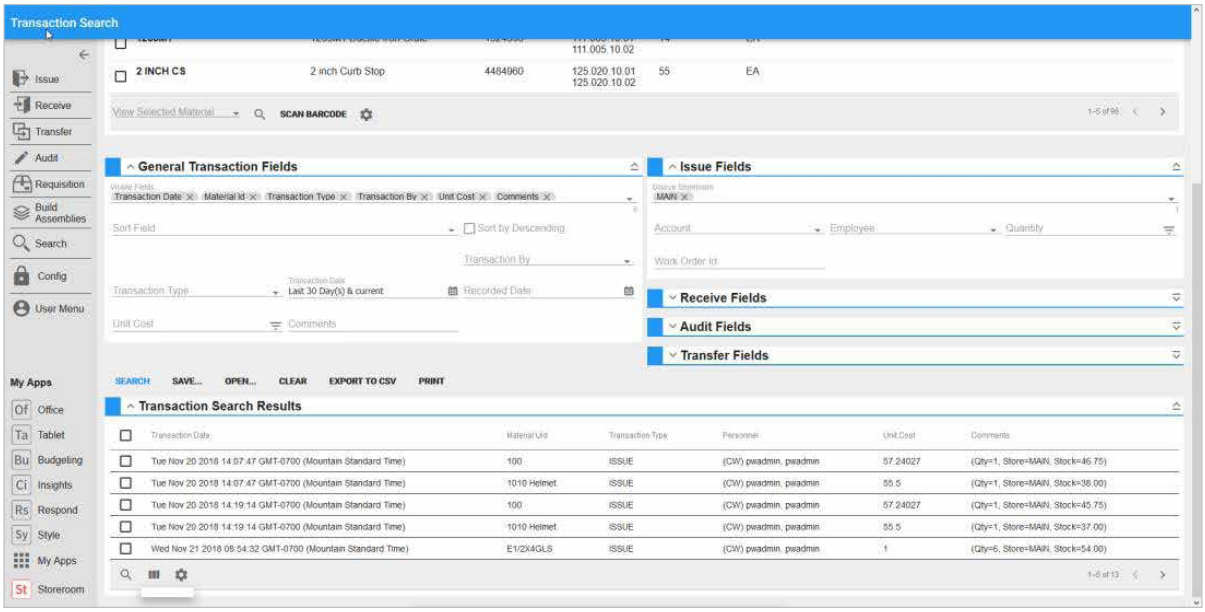

Storeroom functions are integrated with work orders created in Cityworks AMS. When materials are added to a work order, issue transactions are written to Storeroom to adjust the available stock. If materials are removed from the work order, receive transactions are recorded in Storeroom to track the return of unused materials.

Storeroom functions include the following:

- Materials can be defined with a description, location, part number, supplier, manufacturer, stock quantity, unit cost, reorder quantity, user-defined fields, etc.
- Requisitions can be created for individual materials or from a search on the reorder quantity threshold.
- Material transfers from storeroom to storeroom can be tracked. For example, materials can be transferred from a main storeroom to another storeroom, a main storeroom to a vehicle storeroom, and so on.
- Receive transactions can track the materials coming into the storeroom from a supplier or from a work order return.

- Issue transactions track materials issued to an account, employee, or work order.
- Audit transactions can be used to record adjustments made to material quantities and costs. All materials tracked in Storeroom can be accounted for with an audit.
- Cycle counts can be used to schedule audit intervals.
- Supplier information is tracked with materials.
- Material cost types include LIFO, FIFO, Weighted Average, or Current, which are used to accurately track costs and prepare estimates.
- All materials transactions are recorded, whether entered from Storeroom or from a work order, to account for all materials and their costs.
- ABC valuation defines which materials are associated with the highest costs.
- Material assemblies comprised of several materials is supported.
- Barcode technology is supported using the tablet's camera or scanners configured for the device.
- Cityworks Analytics reporting is supported.
- Searches based on receives, issues, requisitions, transfers, audits, materials, and suppliers.

EQUIPMENT CHECK OUT

Equipment Check Out is used for checking out, returning, reserving, and tracking work order equipment, as well as keeping a history of equipment and employee usage.

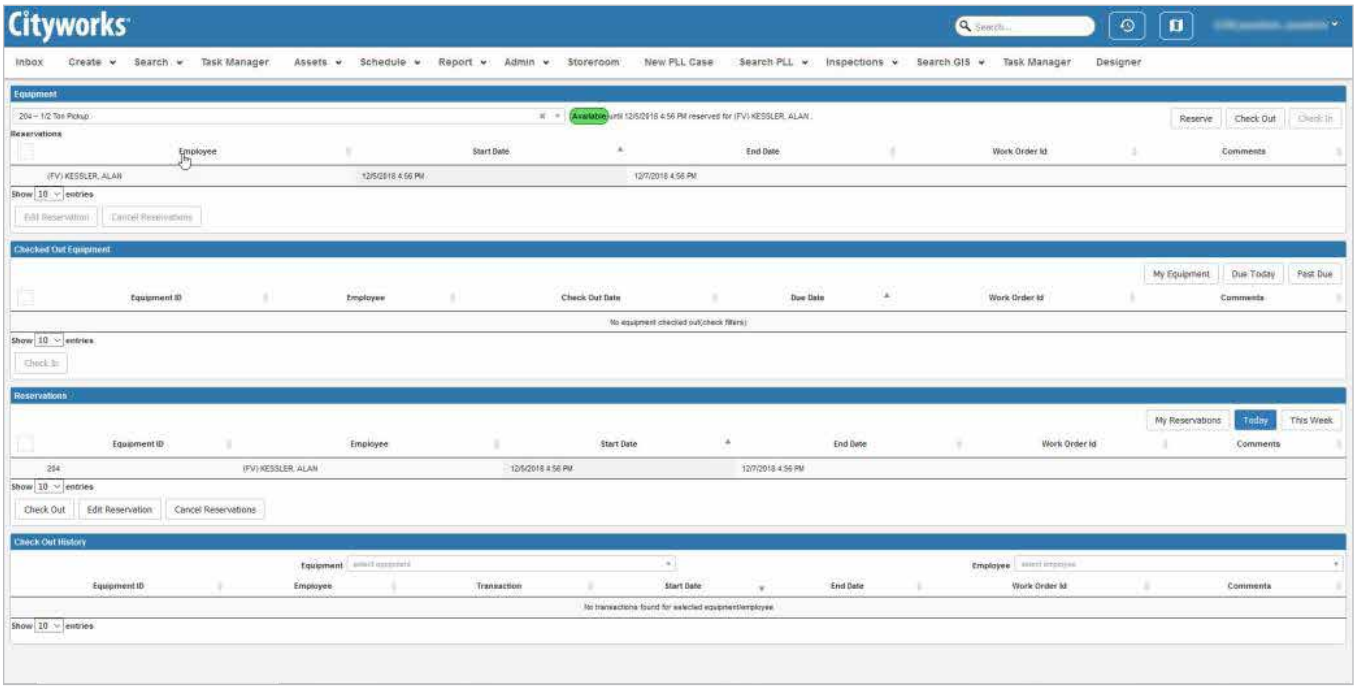

Tablet for AMS—Equipment Check Out

CONTRACTS

Contracts is used to track asset maintenance activities contracted to entities outside of your organization. These activities can include design, estimated costs, bid process, and more. Contracts can have a set budget; track a set of tasks, materials, or equipment; track estimated costs; record reported costs by line item; and track work completion and cost approval. Contracts can also spread materials and costs across multiple activities.

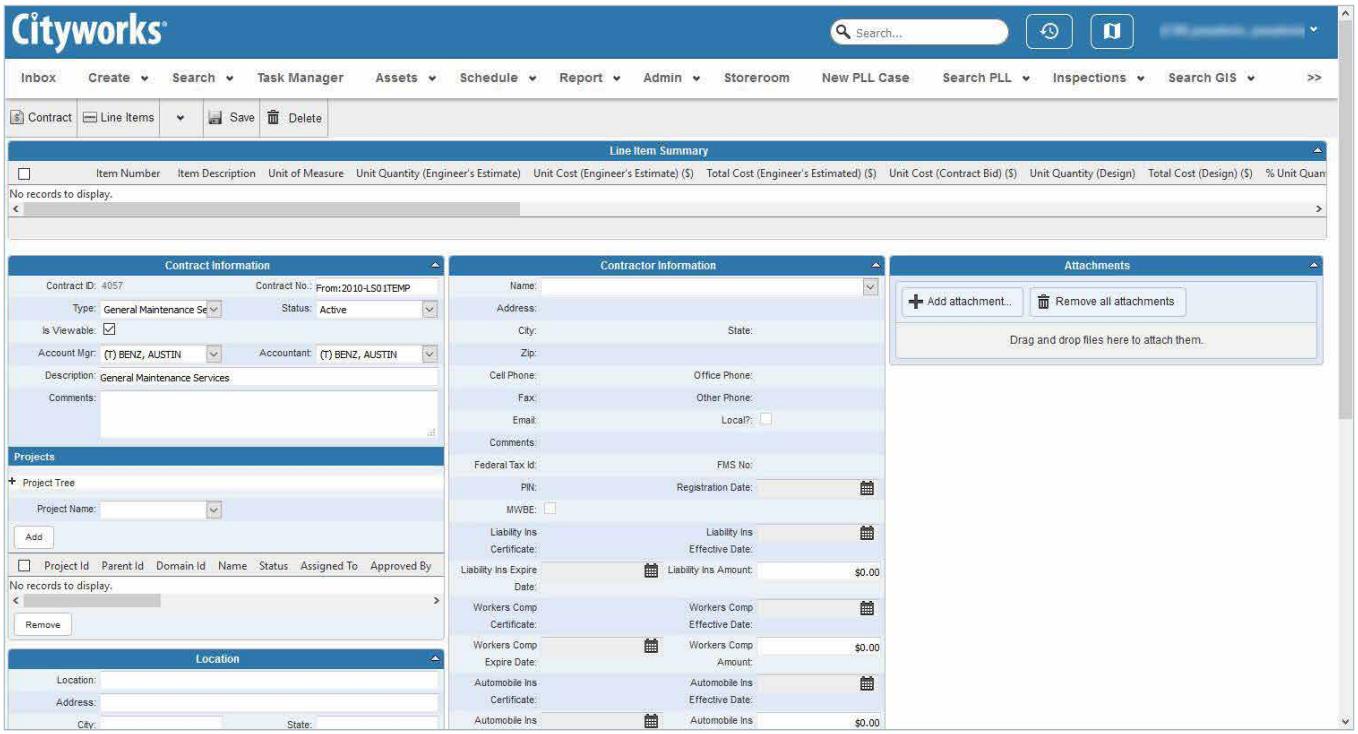

Tablet for AMS—Contract sample

CITYWORKS FOR EXCEL

Cityworks for Excel allows users to make changes to the Cityworks database and geodatabase tables from one place with an easy-to-use interface.

Work orders and inspections can also be created using this application. Cityworks for Excel supports Excel 2013, 2016, and Excel 365 (desktop version) on Windows. This software requires an AMS Edit+ license.

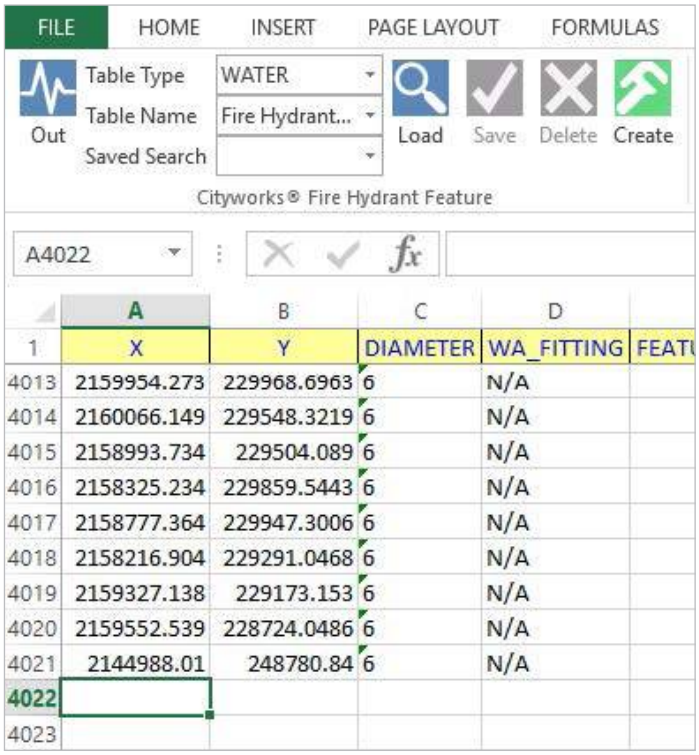

	A	B	C	D
1	X	Y	DIAMETER	WA_FITTING
4013	2159954.273	229968.6963	6	N/A
4014	2160066.149	229548.3219	6	N/A
4015	2158993.734	229504.089	6	N/A
4016	2158325.234	229859.5443	6	N/A
4017	2158777.364	229947.3006	6	N/A
4018	2158216.904	229291.0468	6	N/A
4019	2159327.138	229173.153	6	N/A
4020	2159552.539	228724.0486	6	N/A
4021	2144988.01	248780.84	6	N/A
4022				
4023				

Cityworks for Excel—Table data example

ANALYTICS

Cityworks Analytics is an app which enables organizations to quickly create detailed reports using the information in their database. These powerful reports are used to graphically analyze the organization's performance.

Analytics is delivered as a web service with a series of predefined, yet customizable templates, reports, and KPIs. Users can simply configure the data connection and use existing out-of-the-box tools or attend a comprehensive training program to learn more about modifying and creating analytical tools. This app is integrated with ArcGIS Insights, Esri's data analytics software made for advanced location intelligence.

Using Cityworks Analytics with ArcGIS Insights allows users to visualize asset data in maps, charts, graphs, and tables. Together, these tools provide valuable information about the operational performance of your organization.

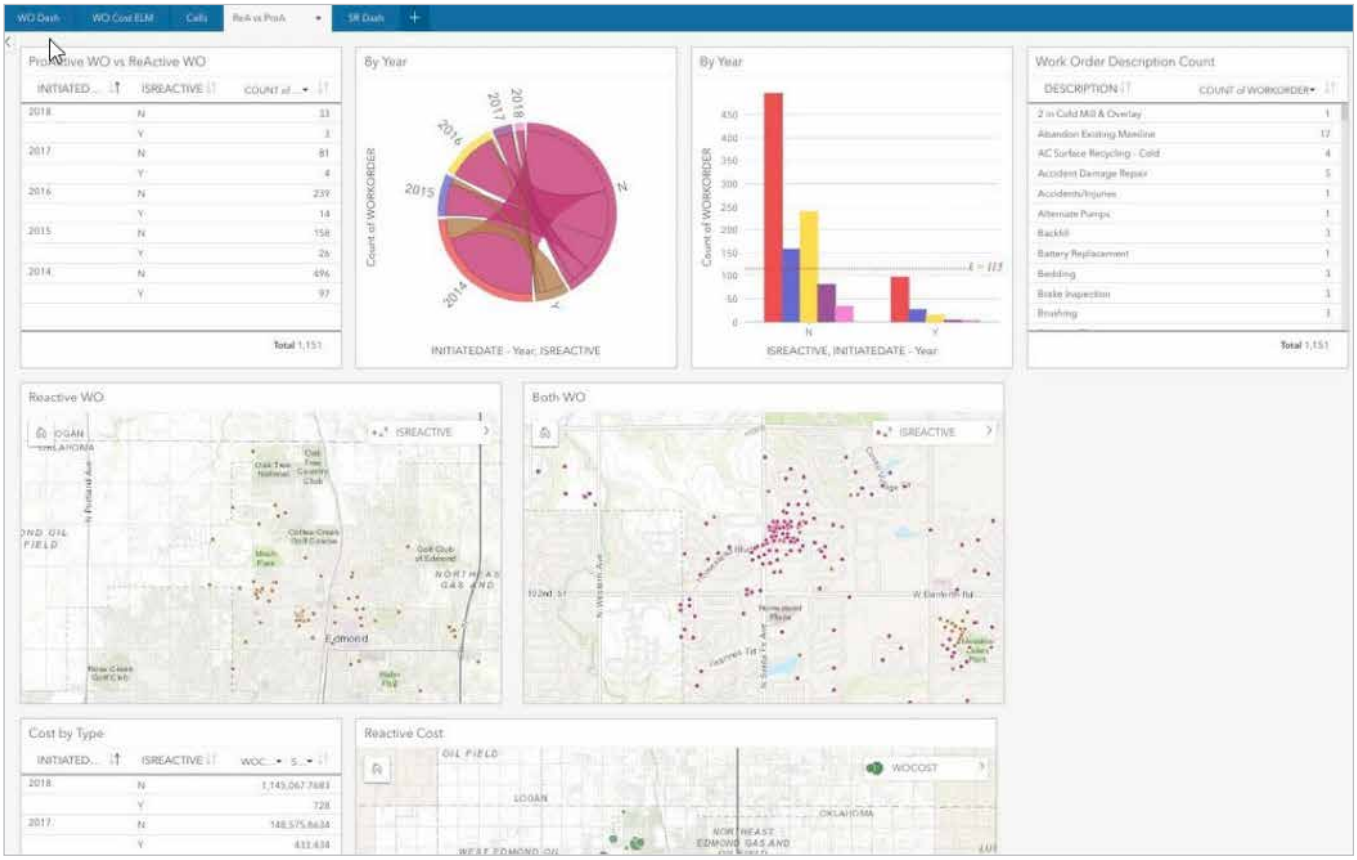

Cityworks Analytics with Esri's ArcGIS Insights

EURL

eURL enables Cityworks saved searches and queries to be published as REST services that share an organization's spatial data internally or externally. This includes queries, searches, or event layers with configured activity details created from PLL cases, GIS assets, contracts, inspections, materials, projects, risk calculations, service requests, and work orders.

eURL can be used with Cityworks Office and Tablet, Respond, Operational Insights, Storeroom, Web Map Manager, and Single Sign-on / Roads and Highways.

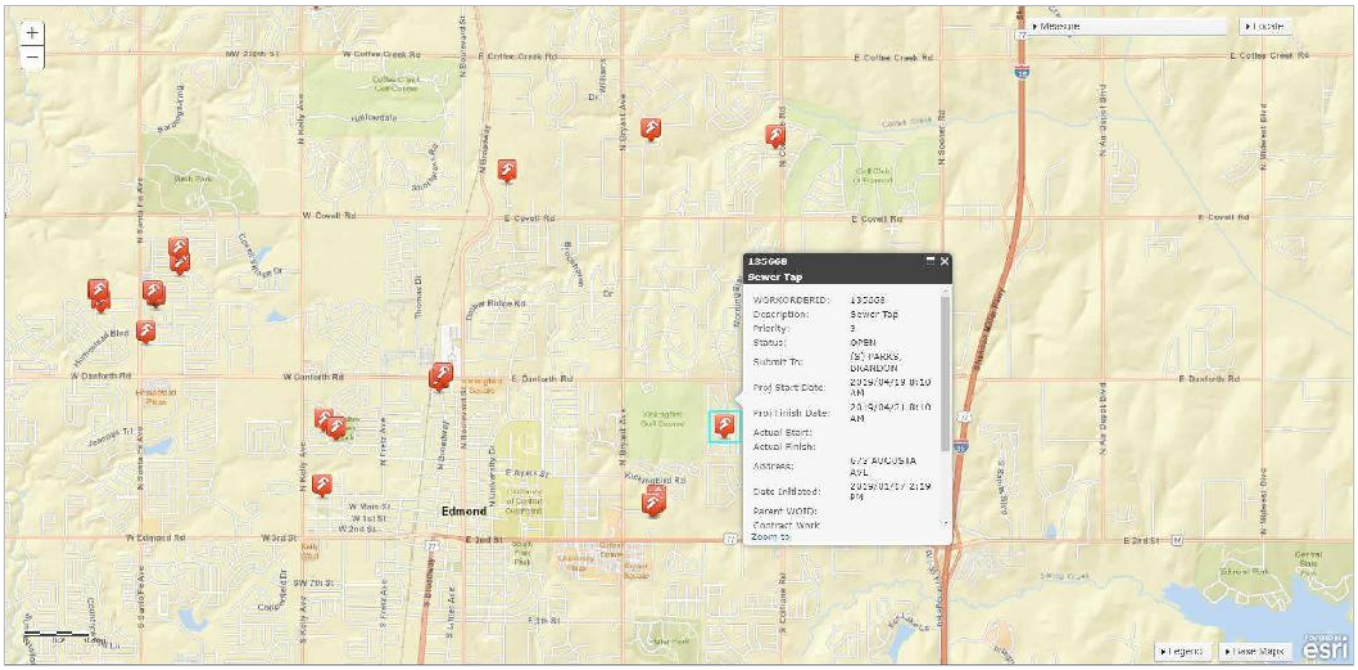

PUBLIC ACCESS

Public Access is the citizen portal to Office and Tablet for PLL. It allows citizens and contractors to apply for and track the progress of permits and licenses, start the application process, or finish an incomplete application.

Once the permit or license has been created, the user can request inspections, check inspection status, cancel an inspection, and pay permit fees. This app contains a message board and a map with navigation tools.

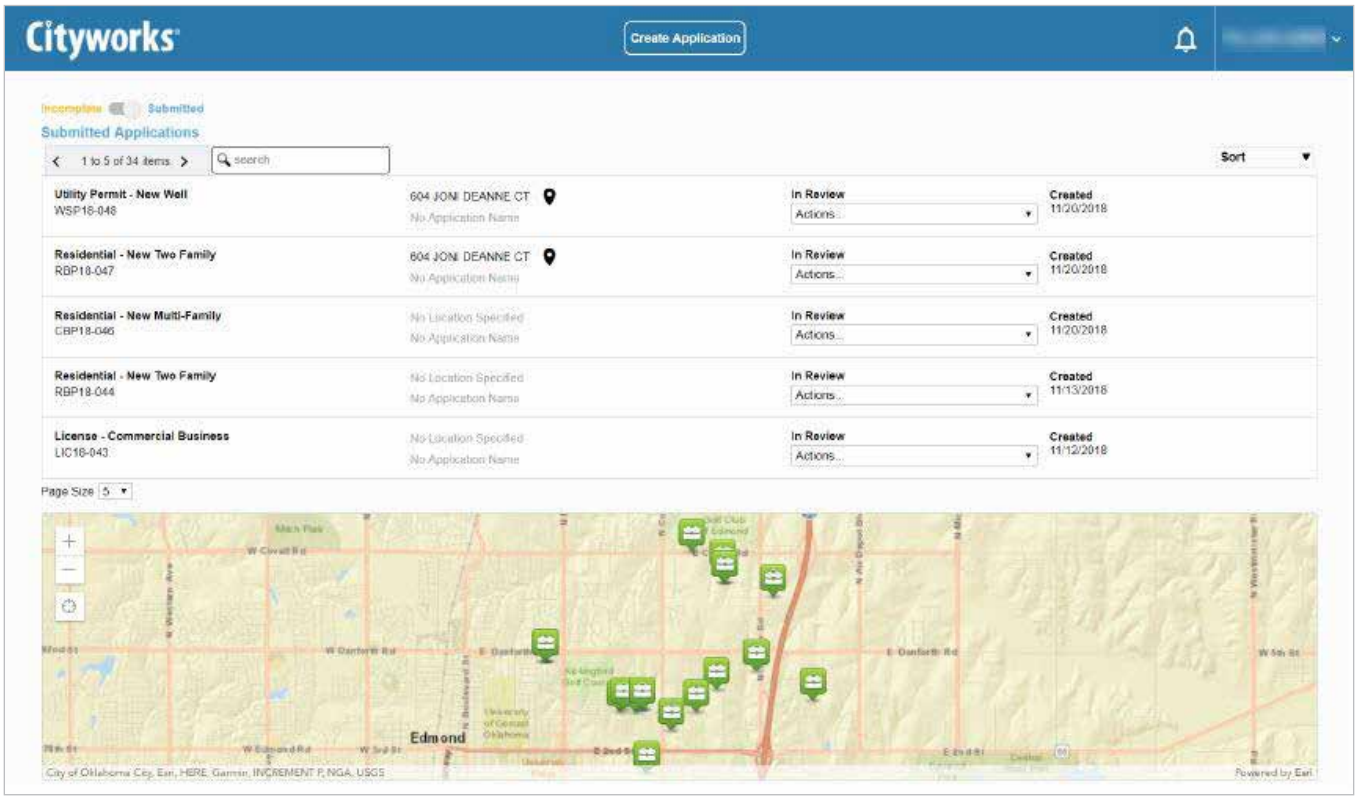

Public Access—Main page

OPERATIONAL INSIGHTS

Operational Insights is an optional app which provides organizations with a means to identify and assess high-risk assets and to establish maintenance strategies to increase their lifespan. Results can be displayed on a map so that capital improvement funding can be prioritized and applied more accurately. Work orders and inspections can be created from the Operational Insights map layers.

Asset and maintenance strategies are configured to calculate risk and maintenance scores across asset portfolios. These strategies account for GIS attributes, risk factors, proactive and reactive maintenance to provide a snapshot of the asset level of service, health, and criticality. The scores can be visualized in a table, dashboard, or map, with the possibility to export into third party systems.

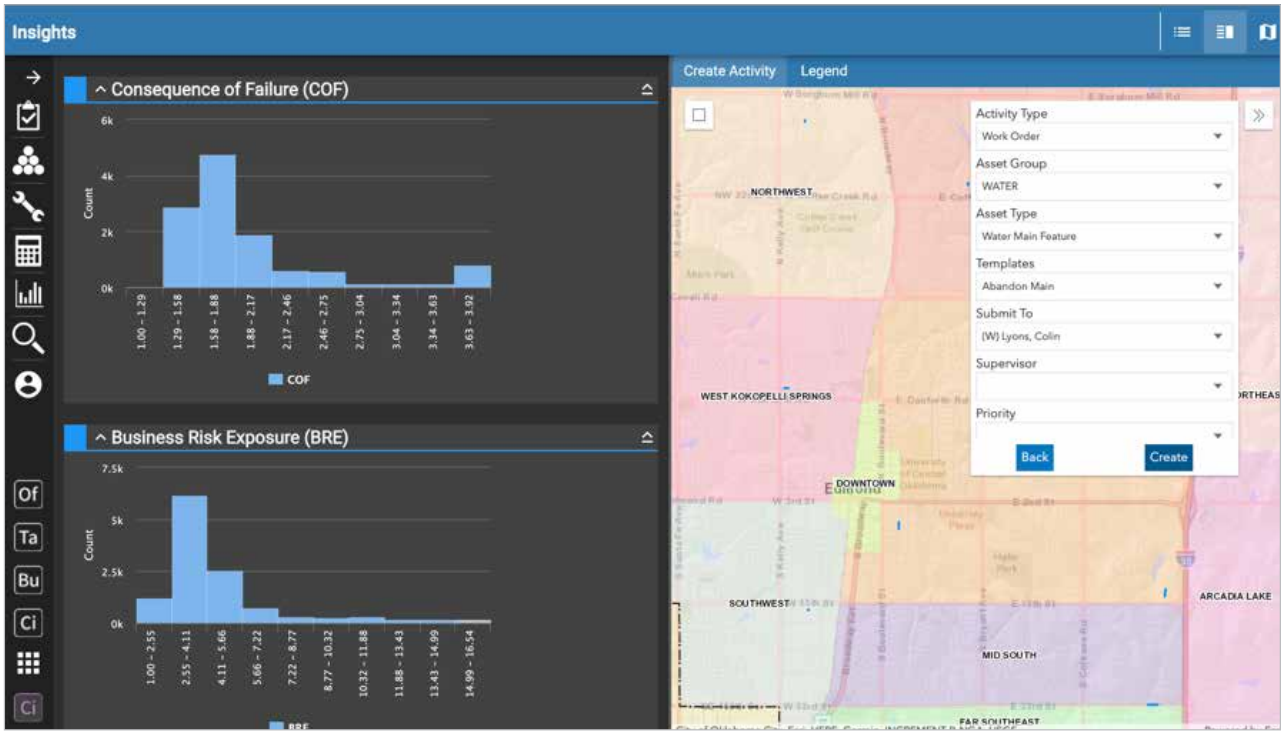

Operational Insights—Analytics dashboard

The resulting output generates the following:

- Probability of failure (POF)
- Consequence of failure (COF)
- Business risk of exposure (BRE)
- Maintenance score proactive under-maintained (MSPU)
- Maintenance score proactive over-maintained (MSPO)
- POF vs. COF
- POF vs. MSPU
- BRE vs. MSPU
- BRE vs. MSPO

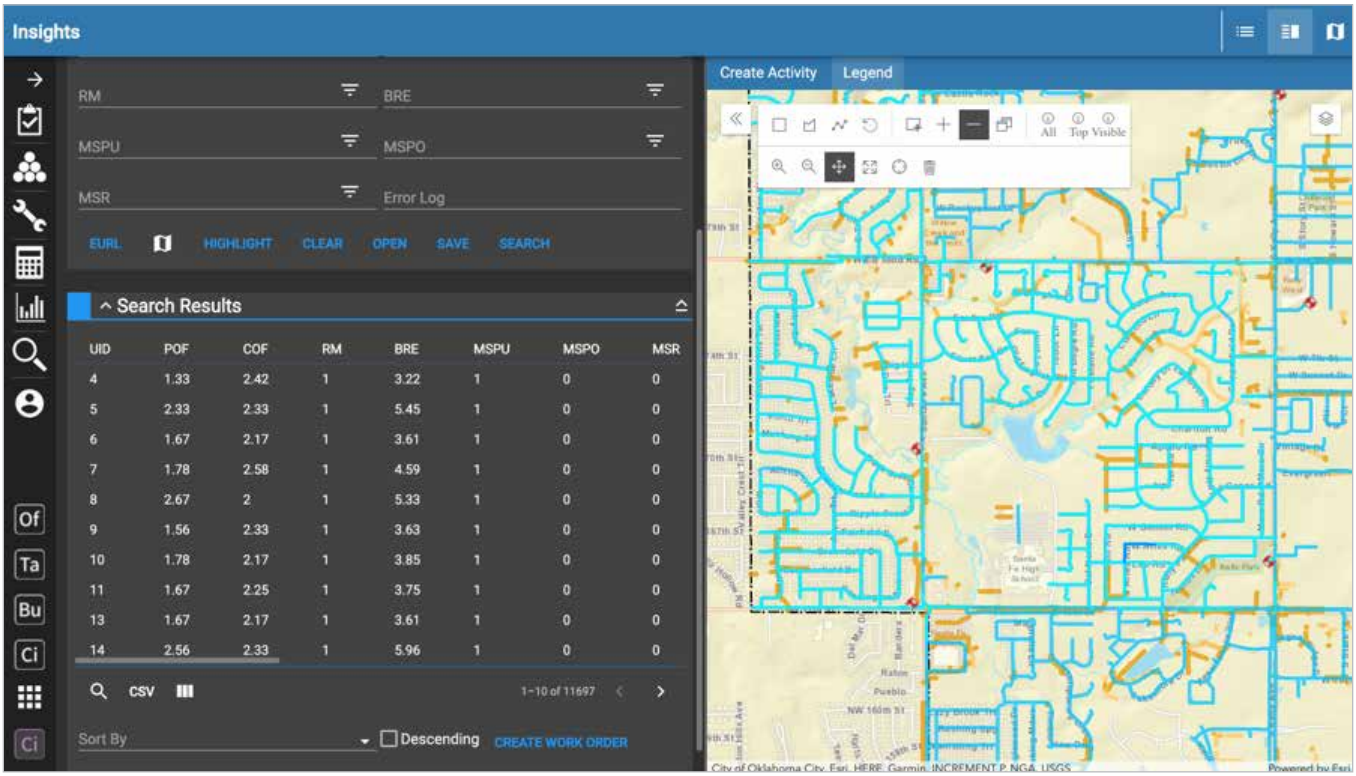

Operational Insights—Mapped data

WORKLOAD

Workload is an optional app which assigns work activities to employees, including: inspections, work orders, and PLL tasks. The map displays unassigned activities and activities assigned to individual employees. Activities are easily reassigned in multi-selection, location by the map or single, drag-and-drop.

Each employee's effort or workload is displayed, in addition to overdue activities shown with red projected finish dates. For further details, activities can be opened in Respond.

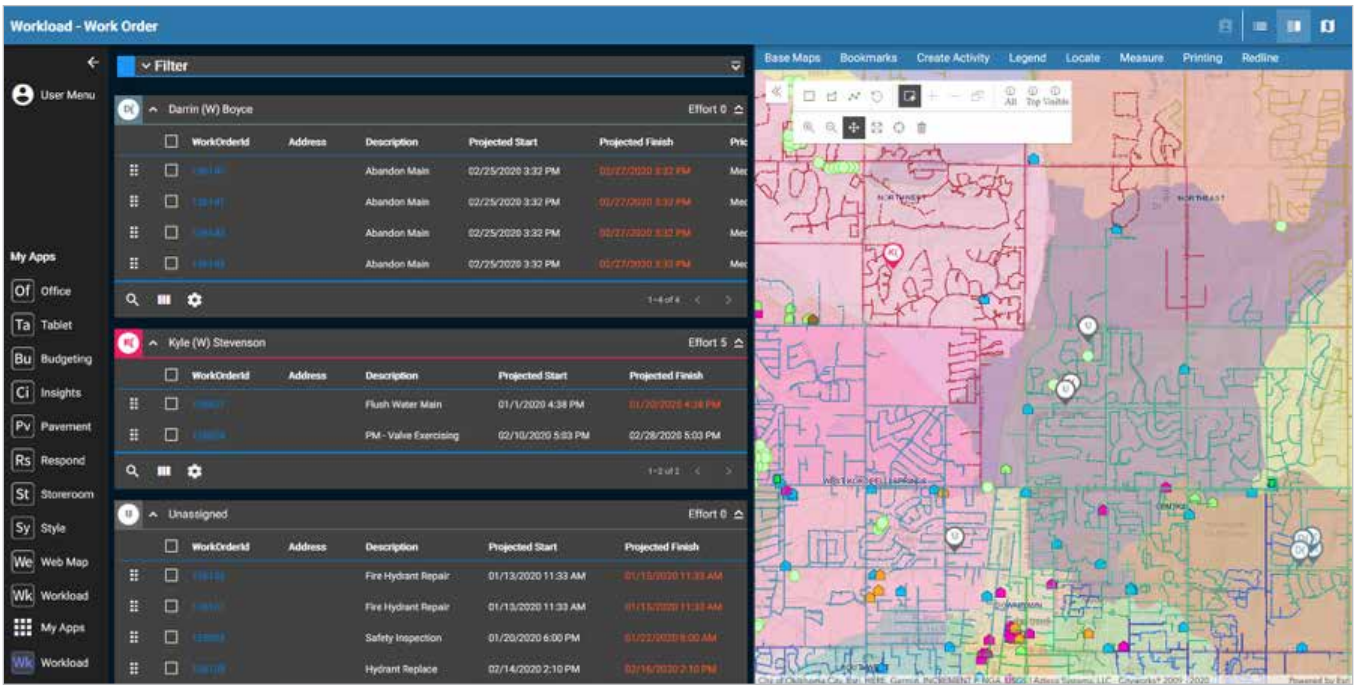

Workload—Activity assignments

WEBHOOKS

Webhooks enables messaging to third-party systems that an action has occurred in a Cityworks service request, work order, case, or inspection.

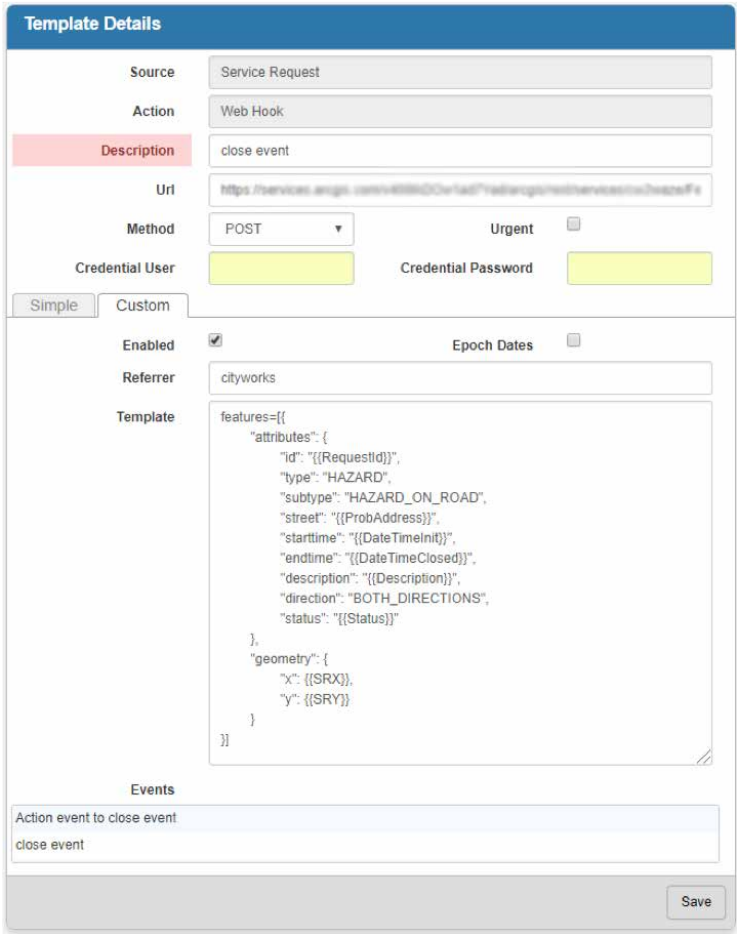

Bu PERFORMANCE BUDGETING

Performance Budgeting is an optional app which provides activity-based budgeting which is reconciled through work order activity. By leveraging the estimated equipment, labor, and/or material (ELM), Performance Budgeting develops projected annual and daily budgets which can facilitate the pre-planning budget process in your organization. Organizations can compare their year-to-date (YTD) work activities against the projected budgets.

Tracking work progress against the desired or anticipated levels at regular intervals promotes crew accountability and efficiency, improves data quality and more accurate tracking of the material needed, and provides administrators with reliable indicators for infrastructure management decisions. Budget plans can play an important role in a public asset management system.

Tools are provided which produce detailed budget projections based on work order templates, maintenance factors, cost factors, plus actual and projected work. Performance Budgeting can help to accurately predict future budgets and determine cost projection, productivity, optimal crew size, etc.

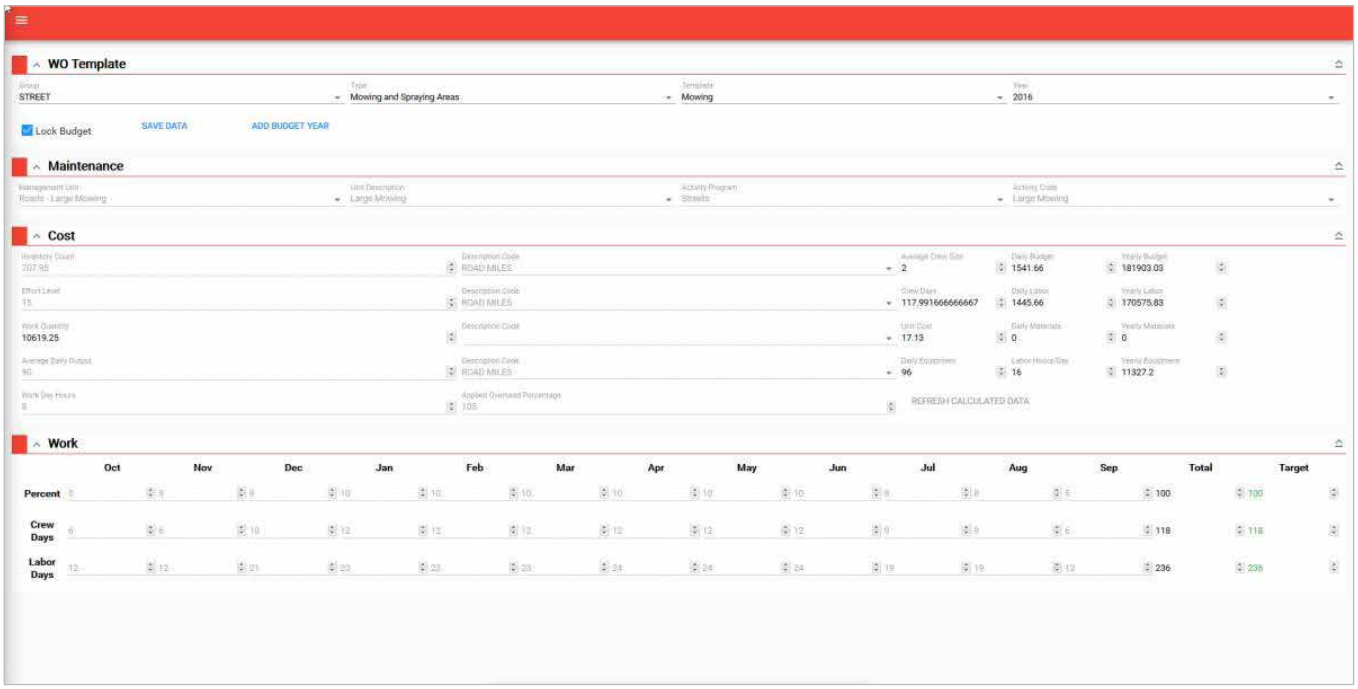

Performance Budgeting—Budget variables

CCTV INTERFACE

The CCTV Interface links directly to PACP-compliant (Pipeline Assessment and Certification Program) closed circuit television (CCTV) inspection systems. The interface is a bidirectional application allowing users to pass data from the Cityworks database to a PACP database and back again.

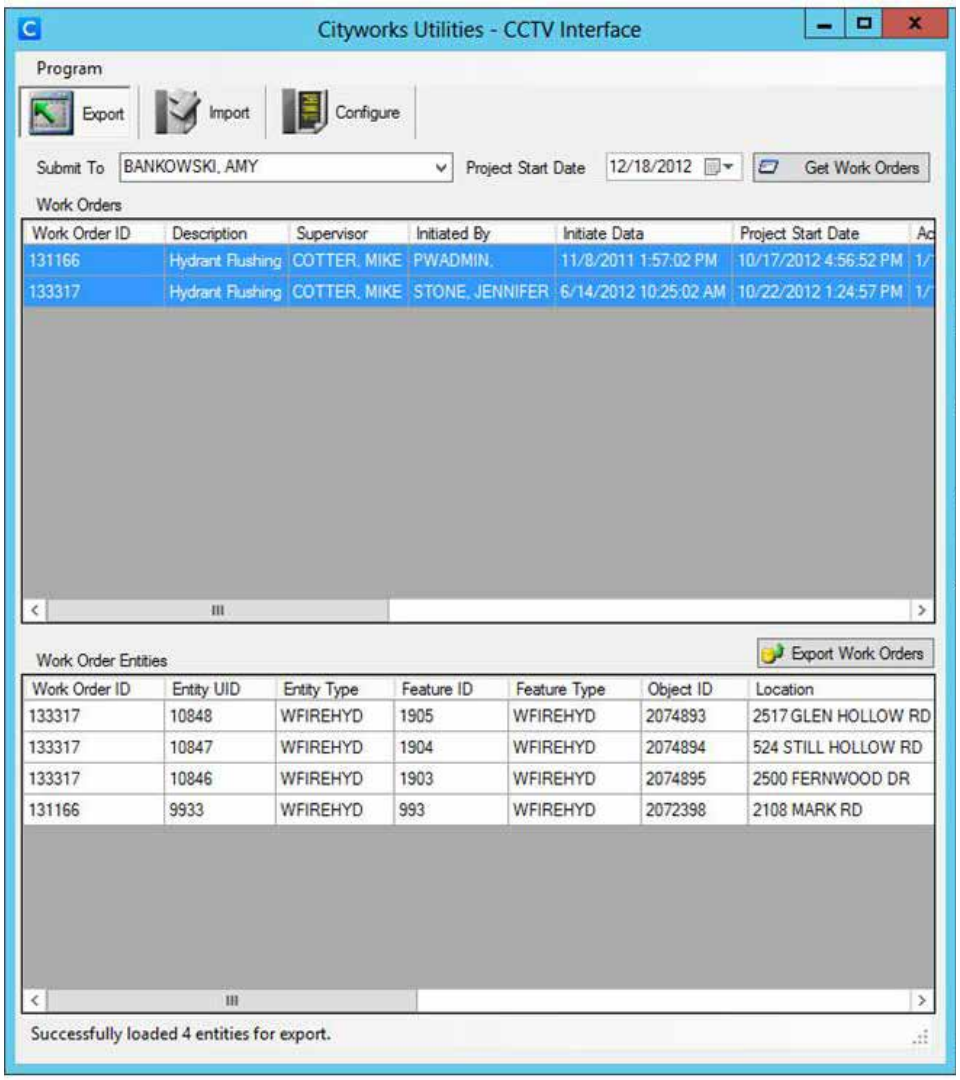

PAVEMENT MANAGEMENT

Cityworks Pavement Management app is the interface between Cityworks and third-party pavement solutions such as PAVER, a program for pavement management created by the U.S. Army Construction Engineering Research Laboratories (USACERL).

Designed to fully leverage your GIS investment, Pavement Management eliminates the need for costly duplication of asset data. Pavement managers create and maintain pavement (asset) inventory in the geodatabase, rather than building a database as tabular entries and shape files with unique identifiers in Pavement Management. Pavement inventory is managed within the geodatabase and exported to Pavement Management via Cityworks, which links the geodatabase fields to corresponding fields in Pavement Management.

Pavement inventory, work activities, and inspections are established and maintained in Cityworks. This information is exported to Pavement Management to calculate the PCI (Pavement Condition Index), perform pavement analysis, and utilize past pavement work histories to predict future pavement conditions.

Pavement Management is also of significant value in planning pavement maintenance and rehabilitation (M&R) because it can set priorities of work to be done according to pavement condition and/or limit the work to a budgeted amount and available resources. This information can be used to schedule and track the recommended work activities. PCI, last construction date, and current surface type can also be imported into the geodatabase and symbolized on the map.

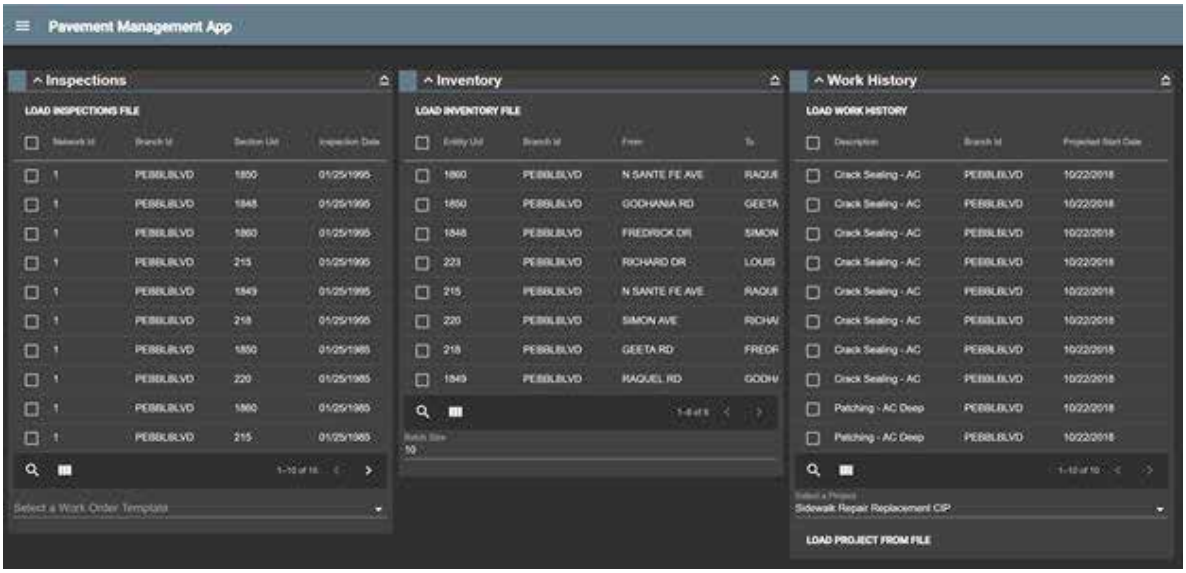

After completing any evaluation or analysis in the third-party system, the import functionality allows the user to bring in the inspection files and generate actionable steps via work orders and inspections, therefore capturing valuable information and saving it to the GIS as attributes.

APPLICATION PROGRAMMING INTERFACES (APIS)

A variety of APIs have been developed to allow clients to extend the Cityworks platform through custom applications and integrations with third-party systems, accessing data and functionality. These JavaScript Object Notation (JSON) web services APIs are licensed individually, or can be bundled as part of an ELA, and require configuration services.

The following JSON web services APIs are available for the Cityworks platform:

Citizen Engagement API
Document Management API
Inspection API
Metrics API
PLL Case API Basic
PLL Case API Extended
SR API
Storeroom API
WO API Basic
WO API Extended

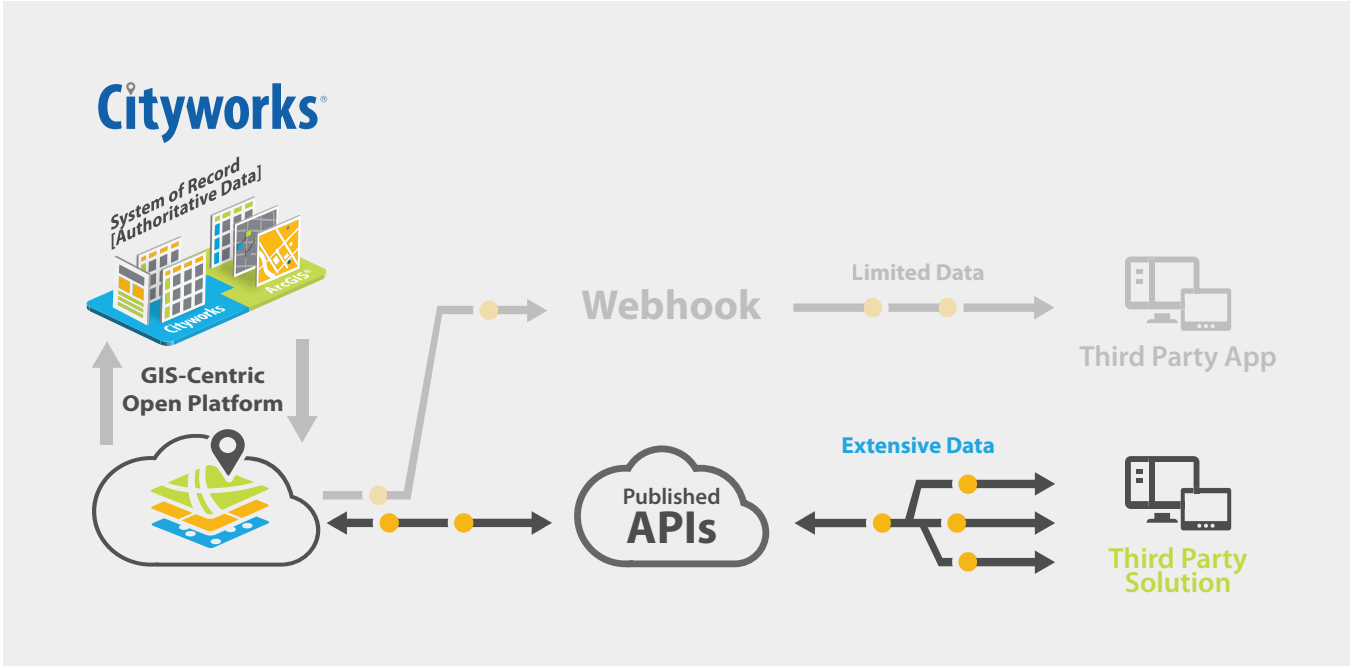

SECTION 5

SYSTEM SPECIFICATIONS

SYSTEM SPECIFICATIONS

CITYWORKS 15.7 SYSTEM SPECIFICATIONS

(Last updated: April 2021)

CITYWORKS DATABASE SERVER*

Specifications for a Database (Intel®) Server:

- Windows Server 2012 (64-bit)
- Windows Server 2012 R2 (64-bit)
- Windows Server 2016 (64-bit)
- Windows Server 2019 (64-bit)
- 32 GB RAM (or better)
- Current Intel Xeon®/server class processor 3.46 GHz (or better)

** Database server assumes a machine hosting the organization's SDE geodatabase (supporting both editors and viewers) and Cityworks database (supporting users of Cityworks AMS/PLL). Please contact Azteca Systems with any questions.*

CITYWORKS SERVER AMS OR PLL

Client

Specifications for a PC (Intel®) Client:

- 2.0 GHz Intel Core® processor (or better)
- 2 GB RAM (or better)
- Windows 10 (32/64-bit)
- Firefox*
- Chrome* (There is a known issue in Storeroom with Chrome 46)
- Microsoft Edge**

**Because browsers update frequently and silently without user prompting, if an issue arises that is determined to be the result of a browser update, we will endeavor to address it as we would any other issue of similar nature.*

***Microsoft announced upcoming changes to the Edge browser to support the Chromium rendering engine. Due to these changes, we have limited support for Microsoft Edge.*

CITYWORKS SERVER AMS OR PLL

(~40 users)

Specifications for an Application (Intel®) Server:

- Windows Server 2012 or 2012 R2, IIS 8.0/8.5
- Windows Server 2016 (64-bit), IIS 10
- Windows Server 2019 (64-bit), IIS 10
- 12 GB RAM (or better)
- Current Intel Xeon®/server class processor 3.46 GHz (or better)

CITYWORKS SERVER AMS OR PLL
(~40 users) continued

- Application consumes 1 GB of disk space (500 MB on system drive)
- .NET 4.5 Framework Windows Server features (.NET Extensibility 4.5 only if using Windows Server 2012/R2)
- .NET 4.8 Framework required for the Cityworks application server as well as the GIS server if the Cityworks SOE is used.
- Crystal Reports Runtime is required on the app server if you're using Crystal Reports (Cityworks supports Crystal Reports Runtime 13.0.16–13.0.25. To avoid any issues with reports, we recommend not updating Crystal Reports Runtime to any version newer than 13.0.25.)

We do not provide disk space requirements because it is dependent on factors like the size and quantity of attachments and map images.

CITYWORKS SERVER AMS OR PLL
(~80 users)

Specifications for an Application (Intel®) Server:

- Windows Server 2012 or 2012 R2, IIS 8.0/8.5
- Windows Server 2016 (64-bit), IIS 10
- Windows Server 2019 (64-bit), IIS 10
- 24 GB RAM (or better)
- Current Intel Xeon®/server class processor 3.46 GHz (or better)
- Application consumes 1 GB of disk space (500 MB on system drive)
- .NET 4.5 Framework Windows Server features (.NET Extensibility 4.5 only if using Windows Server 2012/R2)
- .NET Framework 4.8 is required for the Cityworks application server as well as the GIS server if the Cityworks SOE is used
- Crystal Reports Runtime is required on the app server if you're using Crystal Reports (Cityworks supports Crystal Reports Runtime 13.0.16–13.0.25. To avoid any issues with reports, we recommend not updating Crystal Reports Runtime to any version newer than 13.0.25.)

We do not provide disk space requirements because it is dependent on factors like the size and quantity of attachments and map images.

CITYWORKS ADD-ONS

Cityworks Utilities interface for pavement management

- PAVER versions 5.3.7–6.5.7

Pavement Management 1.0 app

- PAVER version 7.x

Cityworks Utilities interface for CCTV

- PACP version 7.0

SUPPORTED ESRI PLATFORMS

Esri Enterprise Platforms: 10.3, 10.3.1, 10.4, 10.4.1, 10.5, 10.5.1, 10.6, 10.6.1, 10.7, 10.7.1, 10.8, 10.8.1

Esri Workgroup Platforms: 10.3, 10.3.1, 10.4, 10.4.1; 10.5, 10.5.1, 10.6, 10.6.1, 10.7, 10.7.1, 10.8, and 10.8.1

SUPPORTED RDBMS PLATFORMS

Oracle 12c, Oracle 12c R1, Oracle 12c R2, Oracle 18c, Oracle 19c, SQL Server 2012, SQL Server 2014, SQL Server 2016, SQL Server 2017, and SQL Server 2019

SUPPORTED RDBMS EXPRESS PLATFORMS

SQL Server Express 2012, SQL Server Express 2014, SQL Server Express 2016, SQL Server Express 2017, and SQL Express 2019

ESRI PLATFORM NOTES

ArcGIS Enterprise 10.8 is supported with Cityworks 15.5.4 and newer.

Feature Access via a map service requires the GIS data to be stored in an ArcSDE geodatabase—a file geodatabase is not sufficient here. To learn more about how Cityworks AMS/PLL provides comprehensive access to the geodatabase, contact Cityworks.

Please understand that Cityworks cannot support any environment not supported by the vendors of the operating systems, RDBMSs, or web servers. Please ensure your organization maintains a supported version of Oracle to ensure continued Cityworks Support. If your organization is running one of the Oracle versions that will soon be deprecated, please consider upgrading to Oracle Database version 19c to obtain the longest possible support lifetime. For the official Oracle Lifetime Support documentation, please visit Oracle.com.

SECTION 6

MAINTENANCE

MAINTENANCE

One of the most important aspects of corporate software is the timeliness of user support. At Cityworks, our goal is to have the very best customer support in the industry. We recognize that if a user cannot use the software to their fullest expectation, then it doesn't matter how great the software is. If an issue is caused by a software problem, the main priority of the product development staff becomes the resolution of that problem.

This section outlines Cityworks support features. For additional information, see the Cityworks Standard License and Maintenance Agreement.

METHODS OF SUPPORT

Cityworks offers telephone support, chat, email support, online support, and other website support services.

Telephone, chat, and email support are provided as follows:

- Regular business hours, 8:00 a.m.–5:00 p.m. MST.
- Help Desk is available weekdays, excluding holidays. An emergency phone number or pager number of a technical analyst is provided in the event of a critical problem occurring after-hours.
- Customer support phone number: (801) 990-1888. Our Interactive Voice Response system directs your phone call or chat to a trained representative. If representatives are busy, you can request a call-back.

Online support is provided as follows:

- Regular business hours, 8:00 a.m.–5:00 p.m. Mountain Time.
- Weekdays, excluding holidays.
- Cityworks uses commercially-available software for web meetings when it becomes necessary for the support agent to view the client's computer environment. The web meeting software may require that software be installed on the client's computer to operate.
- An internet browser connected to the system is required.
- VPN and web access require secure access to the system.

Website support is offered as follows:

- The www.cityworks.com website includes general information, which includes: news releases, event listings, partner news, client news, media videos, webinar recordings, Cityworks Magazine, contact information, a link to the https://mycityworks.force.com (MyCityworks) support website, and more.
- The MyCityworks website is a registered user self-serve support portal, which includes the following: community news, install and update guides, quick-start and user guides, training announcements, downloads of software, knowledge base articles, partner resources, access to customer support, and more.

Documentation:

- Online help can be accessed from within the Cityworks Office, Tablet, and Respond environments.
- Clients can access and download product user guides from the MyCityworks support website.
- Database diagrams are available to clients on the MyCityworks support website.
- Instructional videos are available on MyCityworks which display specific functionality, what's new in Cityworks, and other information.

Conferences, group meetings, and forums:

- Cityworks hosts an online resource portal and customer discussion forum on MyCityworks.
- The Cityworks Converge™ User Summit is a virtual user group meeting. Since June 2020, Converge has taken the place of the previous Regional User Group (RUG) meetings. Converge is about learning together to achieve success by sparking innovation, exchanging knowledge, and empowering GIS intelligence across every community. Five Converge Summits have been held, with each hosted by clients from different regions of the country. The latest Converge Summit was held March 2021.
- The Cityworks Innovate™ Conference is a live and interactive two-day virtual conference. The latest Innovate Conference was held online June 2021. User Conferences are traditionally held in Salt Lake City, Utah on an eighteen-month cadence. Attendees are presented cutting-edge Cityworks technology, can connect with Cityworks personnel, attend general sessions, attend breakout sessions, and can collaborate with partners and other users to empower GIS intelligence in their communities.

FIXES AND ENHANCEMENTS

The Update and Support Agreement allows clients to receive all subsequent upgrades, enhancements, and bug fixes for all future releases of the licensed applications if the client renews the agreement annually.

Problems must be re-created by the user and isolated down to a specific software component. Problems can then be submitted to Cityworks by phone, voicemail, chat, or the self-service portal. For each problem case, the information is logged, and the customer support team will provide an answer to the question or resolution to the problem. Any support request that is not immediately resolved is assigned to a technical support representative. Verified bugs are submitted to the development team for scheduling, prioritization, assignment, and testing.

Enhancement suggestions are managed through the project manager during a project's initial implementation or through the customer support representative during ongoing maintenance. They can also be submitted through Ideas entries on the MyCityworks website and by sales representatives with competitive issues brought forth in presentations. These suggestions are reviewed by the company stakeholders groups as well as the Cityworks software development committee. Stakeholders are employees from a variety of specialized fields and interests who engage with the software and have an interest in its success. The software development committee is composed of upper management representing key areas of the company.

Enhancement priority is based on many factors, including the following:

- User response for new ideas tracked on MyCityworks
- Information gained from Cityworks conferences
- Market drivers
- Magnitude of effort
- User needs
- Timing of software releases
- Comparison to other initiatives
- Decisions made by stakeholders and the software development committee

CITYWORKS RELEASES

As a publicly held company, we cannot provide details on future versions or service patches. We cannot provide a map (or dates) of future patches, but we can provide a list of patches and updates over the past to show what we have been doing. Previous releases include the following:

- Cityworks 15.7—April 2021
- One service patch: 15.7.1 (May 2021)
- Cityworks 15.6—September 2020
- Five service patches: 15.6.1 (October 2020) to 15.6.5 (June 2021)
- Cityworks 15.5—September 2019
- Eight service patches: 15.5.1 (December 2019) to 15.5.8 (May 2020)
- Cityworks 15.4—January 2019
- Eight service patches: 15.4.1 (March 2019) to 15.4.8 (July 2020)
- Cityworks 15.3—July 2018
- Seven service patches: 15.3.1 (August 2018) to 15.3.7 (March 2020)

The Cityworks platform has been designed with built-in platform apps: Office for AMS, Tablet for AMS, Office for PLL, Tablet for PLL, Contracts, and Equipment Change Out. Add-on apps have also been developed outside of the platform and released on their individual schedules at regular intervals. These each correspond with a specific platform release while providing cross compatibility with other Cityworks products. These optional apps include: Admin, Analytics, Operational Insights, Performance Budgeting, Pavement Management, Public Access, Respond, Storeroom, Style, Workload, and mobile native apps for iOS and Android.

Cityworks releases have been assigned numbering (e.g., Cityworks 15.6.2) representing the respective extensive version, major version, and service patch release. Extensive version numbers are incremented when major changes are made to the underlying software platform. Major releases include enhancements and fixes and have been released on an 8–12 months cadence. Service patch releases include fixes and have been released from one to every few months, or as needed.

Releases have been designed to be as problem-free as possible through heavy testing and quality control. Preview releases of our major versions have been made available to qualifying clients. Enhancements that could not be developed or stabilized in time for a major release are furloughed to the next version.

SUPPORT PHASES

Software phases are classified relative to the current version. Support for each phase for the platform, compatible add-ons, and mobile native apps is applied through development of enhancements, service patches, upgrades, and offering of technical support.

	Cityworks Platform		Add-ons	Mobile apps
Phase (major version)	**Enhancements**	**Service Patches**	**Upgrades**	**Upgrades**
Current (15.7)	X	X	X	X
Extended (15.6)		X		X
Mature (15.5)		X*		X
Maintenance (15.4 and older)		X*		
*critical bug fixes				

Technical support including phone, email, chat, and MyCityworks is available for platform, compatible add-ons, and mobile native apps during the current, extended, and mature phases. Technical support at the maintenance phase includes only support related to platform critical bug fixes in addition to MyCityworks, although the documentation is not updated during this phase.

SOFTWARE NOTIFICATION AND DISTRIBUTION

Clients are notified of major releases and service pack releases by email announcement or posts on MyCityworks. For clients with a current Update and Support Agreement, Cityworks will make new releases and supporting documents available on MyCityworks.

UPGRADE INSTALLATION

On-premises (on-prem) upgrade installations are the responsibility of the client. New software can be downloaded by current clients and includes upgrade details and instructions. When problems are encountered during upgrade or installation of Cityworks while following the Cityworks Install Guide or the Cityworks Update Guide, Cityworks technical support staff is available to remotely assist the client.

Cityworks Online (CWOL) major version upgrade installations have been performed by Cityworks staff upon release of the initial service patch. For example, the upgrade to Cityworks 15.6 (from 15.5.x) was performed soon after 15.6.1 was released. Upgrades have been performed during the night with advance notice provided prior to the upgrade.

Intelligent communities create hubs of innovation that connect people with smart technology tools to improve decision-making and quality of life. At Cityworks, we've partnered with local governments and utilities for decades—engaging employees, constituents, and partners with the GIS-centric technology they need to build smart, sustainable communities.

Cityworks®
Empowering GIS

AMENDMENT # 1
TO THE
CITYWORKS®
LICENSE AND MAINTENANCE AGREEMENT

By accepting this Amendment # 1 ("Amendment"), both parties agree to amend the Cityworks License and Maintenance Agreement (hereinafter the "Agreement") between the **Town of Prosper, Texas**, (Licensee) and **Azteca Systems, LLC** ("Azteca Systems") executed on or about February 13, 2020, which is incorporated herein by reference, to include the terms of the Agreement except as specifically modified herein. Through this Amendment, Azteca Systems and the Licensee have agreed to amend the terms of the Agreement as set forth herein below.

WHEREAS, Azteca Systems, LLC and Licensee entered into the Cityworks License and Maintenance Agreement ("Agreement") on or about the 13th day of February 2020; and

WHEREAS, the Agreement and the Addendums thereto, provide to Licensee certain software licensed by Azteca Systems and also provide maintenance and support by Azteca and the payment of fees by Licensee, as set forth in the Agreement; and

WHEREAS, Licensee desires to change the Cityworks software being licensed to Licensee under the Agreement; and

WHEREAS, the Parties desire to amend the Agreement for Licensee to obtain additional software; and

WHEREAS, the Parties are willing to amend the Agreement on the terms and conditions set forth below.

NOW, THEREFORE, in consideration of the foregoing and of the mutual promises contained in this Amendment, Azteca Systems and Licensee agree as follows:

1. **Addendum #1** of the Agreement is deleted in its entirety and is hereby amended to read as follows:

ADDENDUM #1

PRODUCT LICENSING

1. **Licensed Software:**

Server AMS Premium Enterprise License Agreement (ELA), Includes Unlimited Quantities of the Identified Products: Office Respond Mobile Native Apps (for iOS/Android) --Includes the following Add-ons:

Storeroom Equipment Checkout Contracts Cityworks for Excel Cityworks Analytics for AMS eURL (Enterprise URL) Operational Insights Workload Web Hooks OpX Local Government Templates (LGT) Use of Cityworks AMS Application Programming Interfaces (APIs) with commercially available Cityworks-centric applications that are licensed and maintained by authorized Cityworks partners Use of Cityworks AMS Application Programming Interfaces (APIs) with third party system integrations

Additional Software Products & Licenses: Additional Software Products & licenses may be added to this License Agreement with either an acknowledgement of an official Cityworks quote signed by Licensee and additional fees, if necessary or applicable being paid, or receipt of Purchase Order from Licensee in response to an official Cityworks quote and additional fees, if applicable being paid.

2. **Notices & Licensee Information: Until or unless otherwise, modified, all notices relevant to this agreement shall be sent to the following address:**

Azteca Systems, LLC 11075 South State, Suite 24 Sandy, Utah 84070	**Town of Prosper** PO Box 307 Prosper, TX 75078-0307
	Attn: Leigh Johnson
	E-mail: leigh_johnson@prospertx.gov
	Phone: 972.346.2640

3. **Delivery Date/Effective Date of Software**

MM/DD/YYYY
10/01/2021

4. **Schedule of Payments and Fees under License and Maintenance Agreement**

Support Period	Date From/To (mm/dd/yyyy)	Amount
Period 1	**10/01/2021 – 09/14/2022**	**$16,292.00***
Period 2	**09/15/2022 – 09/14/2023**	**$40,000.00**
Period 3	**09/15/2023 – 09/14/2024**	**$40,000.00**

* Fee for Period 1 reflects products added at $17,000.00/year and is pro-rated for the period of 10/01/2021 - 09/14/2022. Current Renewal Amount of $23,000.00 for period of 09/15/2021 - 09/14/2022 has been previously paid.

5. **Additional**

a. Annual Fee herein is based on a 10,001 – 25,000 population range.

b. On a when-and-if available basis, updates to the licensed software (Addendum #1) means subsequent releases of the program which Azteca generally makes available to its customers who are under an active Software License and Maintenance Agreement for which fees have been paid for the relevant support period.

c. Occasionally, Azteca changes the name of its licensed software as part of its ongoing process to improve and increase the functionality of the software. In the event the software licensed or listed above changes in name, and/or improvements are made, Azteca will provide software with functionality that is similar to or with substantially the same or greater functionality of the originally licensed software, provided all current license fees have been paid.

All other terms of the Agreement except as specifically modified by this Amendment shall remain the same.

IN WITNESS WHEREOF, the parties hereto have executed this Agreement to be effective, valid, and binding upon the parties as of the date below as executed by their duly authorized representatives.

Accepted and Agreed:

Town of Prosper, TX
(Licensee)

By: _____
Authorized Signature

Printed Name: Harlan Jefferson

Title: Town Manager

Date: _____/_____/_____

Azteca Systems, LLC
(Azteca)

By: _____
Authorized Signature

Printed Name: Brian L. Haslam

Title: President/CEO

Date: _____/_____/_____

Cityworks®
AZTECA SYSTEMS, LLC

October 5, 2021

City of Prosper
Attn: Leigh Johnson
601 W 5th
Prosper, TX 75078
Via e-mail: ljohnson@prospertx.gov

Re: *Cityworks Sole Source Letter – City of Prosper, Texas*

Leigh Johnson:

This letter is to confirm that the Cityworks® Software is a sole source product, designed, created, and owned exclusively by Azteca Systems, LLC. Azteca Systems is the sole creator and owner of the Cityworks software including the Copyrights and Trademarks for Cityworks® and Empowering GIS® in the United States and elsewhere. Within the United States of America, Azteca Systems, LLC is the sole source provider of the Cityworks license and maintenance services. The product may be purchased only directly from Azteca Systems or through authorized parties.

Should you have any further questions please contact me at (801) 523-2751 or if you prefer e-mail at bhaslam@cityworks.com.

Sincerely,

Brian L. Haslam
President - CEO, Azteca Systems, LLC

Azteca Systems, LLC | 11075 South State Street, #24 | Sandy, UT 84070
tel: 801.523.2751 | www.cityworks.com | email: info@cityworks.com

TOWN OF PROSPER

Prosper is a place where everyone matters.

ENGINEERING SERVICES

To: **Mayor and Town Council**

From: **Hulon T. Webb, Jr., Director of Engineering Services**

Through: **Harlan Jefferson, Town Manager**
Rebecca Zook, Executive Director of Development and Infrastructure Services

Re: **Town Council Meeting – October 12, 2021**

Agenda Item:

Consider and act upon approving Change Order Number 02 for Bid No. 2021-30-B to Tiseo Paving Co., related to construction services for the Fishtrap Road Segment 4 Construction and Segment 1-4 Landscaping Architecture project; and authorizing the Town Manager to execute Change Order Number 02 for same.

Description of Agenda Item:

At the February 23, 2021 Town Council meeting Tiseo Paving Company was awarded the bid for the Fishtrap Road Segment 4 Construction and Segment 1-4 Landscaping Architecture project in the amount of $2,627,010.55.

There is currently no left turn lane at the median opening across from Rushing Middle School to turn onto Chaucer, and staff is recommending that one be constructed with this project. In most instances the Town has escrow funds from the adjacent developments to pay for these improvements, however, when the developer of the Parks at Legacy development escrowed funding for future improvements, they did not include an escrow for a left turn lane at Chaucer. Since the development has another entrance to the east at Windsor Drive and they escrowed for the left turn lane and median opening at that entrance, they did not request a future median opening at Chaucer. Later, when Rushing Middle School developed and installed a median opening on Fishtrap with a driveway directly across from Chaucer, this median opening provided an opening to allow vehicles to turn left onto Chaucer. With no current left turn lane, vehicles are turning left from an existing through lane.

While the Town could put up signage to restrict the left turn movement onto Chaucer, the addition of a dedicated left turn lane would provide better access and mobility to the development. The cost for the additional work is $45,469.00 and 14 additional contract days.

Budget Impact:

The total cost for Change Order Number 02 is $45,469.00 and increases the construction cost for the project to $2,687,896.22 ($2,627,010.55 bid award + $15,416.67 Change Order Number 01 + $45,469.00 Change Order Number 2). The FY 2020-2021 Capital Improvement Program includes $2,750,000.00 for the construction of the Fishtrap Road Segment 4 Construction and Segment 1-4 Landscaping Architecture project. The funding source is Account No. 750-6610-10-00-2017-ST.

Legal Obligations and Review:

Terrence Welch of Brown & Hofmeister, L.L.P., has approved the standard construction agreement as to form and legality.

Attached Documents:

1. Change Order Number 02
2. Location Map
3. Additional Improvements Exhibit

Town Staff Recommendation:

Town staff recommends that the Town Council approve Change Order Number 02 for Bid No. 2021-30-B to Tiseo Paving Co., related to construction services for the Fishtrap Road Segment 4 Construction and Segment 1-4 Landscaping Architecture project, and authorize the Town Manager to execute Change Order Number 02 for same.

Proposed Motion:

I move to approve Change Order Number 02 for Bid No. 2021-30-B to Tiseo Paving Co., related to construction services for the Fishtrap Road Segment 4 Construction and Segment 1-4 Landscaping Architecture project, and authorize the Town Manager to execute Change Order Number 02 for same.

TOWN OF PROSPER

Change Order Number 02

Project Name: Fishtrap Segment 4 Construction & 1-4 Landscape
Contractor: Tiseo Paving Company
Contract Start: 3/18/2021

Prj. No.: 2017-ST
Bid No.: 2021-30-B

Description of Change:

Left turn lane added at Chaucer Drive to accommodate residential traffic entering the subdivision.

Mod./ New	Bid Item No.	Description	Unit	Quantity Prev	Quantity Chg	Quantity New	Unit Cost	Cost Change
Mod.	1.8	Unclassified Excavation	LS	1	0.04	1.04	$230,000.00	**$9,600.00**
Mod.	1.10	12in Aggregate Flexbase Subgrade	SY	1230	300	1530	$26.00	**$7,800.00**
Mod.	1.15	9in Reinforced Concrete Pavement	SY	11940	270	12210	$54.90	**$14,823.00**
Mod.	1.18	Stamped Concrete Nose	SF	245	70	315	$19.80	**$1,386.00**
Mod.	1.19	6in Curb	LF	6500	270	6770	$2.00	**$540.00**
New	N/A	Longitudinal Butt Joint	LF	0	280	280	$7.00	**$1,960.00**
New	N/A	Striping	LS	0	1	1	$1,800.00	**$1,800.00**
New	N/A	Barricades	LS	0	1	1	$4,200.00	**$4,200.00**
New	N/A	Concrete Removal	LF	0	240	240	$10.00	**$2,400.00**
New	N/A	Subgrade Compaction	LS	0	1	1	$960.00	**$960.00**

Cost Adjustment this Change: **$45,469.00**
Time Adjustment this Change: **14**

The compensation agreed upon in this Change Order is full, complete and final payment for all costs the Contractor may incur as a result of or relating to this

Original Contract Amount:	**$2,627,010.55**
Previous Change Orders:	$15,416.67
Current Change Order:	**$45,469.00**
Revised Contract Amount:	**$2,687,896.22**

		Cal. Days
Original Contract Time:		270
Previous Change Orders:		28
Current Change Order:		14
Subst. Compl. Date:	**1/24/22**	**312**
Final Completion Date:		2/7/2022

Issued by
TOWN OF PROSPER

By _____
Signature Date

Accepted by
Tiseo Paving Company

By Robert Candill 8/18/21
Signature Date

LOCATION MAP

Fishtrap Road Segment 4 Construction and Segment 1-4
Landscape Architecture

Change Order 02



Additional Improvements Exhibit:
Chaucer Left Turn Lane



FINANCE

Prosper is a place where everyone matters.

To: **Mayor and Town Council**

From: **Betty Pamplin, Finance Director**

Through: **Harlan Jefferson, Town Manager**

Re: **Town Council Meeting – October 12, 2021**

Agenda Item:

Consider and act upon authorizing the Town Manager to execute a Professional Services Agreement between Sciens, LLC and the Town of Prosper, Texas, related to Phase III ERP System Selection Consultant for Finance, Utility Billing, Municipal Court, and Human Resources. (BP)

Description of Agenda Item:

On March 4, 2020, the Town Council awarded RFP No. 2020-12-B ERP System Selection Consultant to Sciens, LLC for Phase I Discovery and Pre-Acquisition, Evaluation and Selection of a Community Development System. On February 23, 2021, the Town Council approved a Professional Services Agreement with Sciens, LLC, for Phase II Project Implementation Support for the Tyler EnerGov Community Development System.

Staff is ready to move forward with Phase III Discovery and Pre-Acquisition, Evaluation and Selection of a Finance, Utility Billing, Municipal Court, and Human Resources system. It is anticipated that Phase III will begin in October 2021, and be completed in May 2022.

Budget Impact:

This is an approved FY 2021-2022 discretionary package. The total cost for services is $69,850 and will be funded from 100-5410-10-03.

Legal Obligations and Review:

Terrence Welch of Brown & Hofmeister, L.L.P. has approved the Agreement as to form and legality.

Attached Documents:

1. Professional Services Agreement
2. Estimated Project Timeline

Town Staff Recommendation:

Town staff recommends authorizing the Town Manager to execute a Professional Services Agreement between Sciens, LLC, and the Town of Prosper, Texas, related to Phase III ERP System Selection Consultant for Finance, Utility Billing, Municipal Court, and Human Resources.

Proposed Motion:

I move to authorize the Town Manager to execute a Professional Services Agreement between Sciens, LLC, and the Town of Prosper, Texas, related to Phase III ERP System Selection Consultant for Finance, Utility Billing, Municipal Court, and Human Resources.

AGREEMENT FOR PROFESSIONAL SERVICES

This Agreement is made between the Town of Prosper, a municipal corporation located in Collin County, Texas ("OWNER") and Sciens LLC ("CONSULTANT").

OWNER hereby engages CONSULTANT to perform the following professional services (the "Services"): provide ERP System Software Selection for the Town of Prosper.

The Services are more particularly set forth in the scope of work attached as Exhibit A to this Agreement (the "Scope of Work") and by this reference made a part of the Agreement. CONSULTANT accepts this engagement on the terms and conditions hereinafter set forth. In the event of any conflict between Exhibit A and this Agreement, the terms of this Agreement will govern.

I.

CONSULTANT agrees to accept as payment for the Services, inclusive of expenses, $69,850. Such payment shall be full compensation for all work performed or services rendered, and for all labor, materials, supplies, equipment, and incidentals necessary to complete the work specified in Exhibit A, Scope of Work. Additional services outside the Scope of Work will require prior written approval by OWNER.

II.

CONSULTANT will submit billings based on the completion of milestones as follows:

Phase	Activity	Total
1.1	**Project Management, Data Gathering and Interviews**	
A	Initial Data Gathering and Documentation	$ 2,800
B	Onsite Department Interviews	$ 13,800
1.2	**Needs Assessment and Plan of Action**	
A	Initial Budget and Timeline	$ 4,600
B	Plan of Action Development	$ 7,350
1.3	**Requests for Proposals Development**	
A	Technical Specifications Development	$ 6,600
B	RFP Development	$ 9,600
1.4	**Vendor Evaluation & Selection**	
A	Bidders Conference, Q&A Addendum, Vendor Evaluation Matrix, Proposals Evaluation	$ 5,900
B	Short List Demos	$ 8,400
C	Final Recommendations	$ 1,800
D	Contract & SOW Negotiation Support	$ 9,000
Total Cost		**$ 69,850**

Billings will be in writing and of sufficient detail to fully identify the work performed to date of billing. No invoices detailing services performed outside the Scope of Work will be paid without corresponding proof of prior written authorization by the OWNER. Payments will be made by OWNER within 30 days of receipt of billing. Interest on payments over 30 days past due shall accrue at the rate provided by law.

III.

CONSULTANT will confer with representatives of OWNER to take such steps as necessary to keep the Services on schedule. CONSULTANT will begin work on the Services at a mutually agreed upon date.

IV.

CONSULTANT agrees that all products, including but not limited to all reports, documents, materials, data, drawings, information, techniques, procedures, and results of the work ("Work Product") arising out of or resulting from the particular and defined Scope of Work that will be provided hereunder, will be the sole and exclusive property of OWNER and are deemed "Works Made for Hire". CONSULTANT agrees to and does hereby assign the same to OWNER. CONSULTANT will enter into any and all necessary documents to effect such assignment to OWNER. CONSULTANT is entitled to maintain copies of all Work Product that is produced or used in the execution of this Agreement. It is understood that CONSULTANT does not represent that such Work Product is suitable for use by OWNER on any other projects or for any purposes other than those stated in this Agreement. Reuse of the Work Products by OWNER without the CONSULTANT'S specific written authorization, verification and adaption will be at OWNER'S risk and without any liability on behalf of CONSULTANT.

V.

CONSULTANT agrees neither it nor its employees or subcontractors or agents will, during or after the term of this Agreement, disclose proprietary or confidential information of OWNER unless required to do so by court order or similar valid legal means. Such proprietary and confidential information received by CONSULTANT or its employees and agents shall be used by CONSULTANT or its employees and agents solely and exclusively in connection with the performance of the Scope of Work.

VI.

CONSULTANT agrees that OWNER or its duly authorized representatives will, until the expiration of 3 years after final payment under this Agreement, have access to and the right to examine, audit, and copy pertinent books, documents, papers, invoices and records of CONSULTANT involving transactions related to this Agreement, which books, documents, papers, invoices and records CONSULTANT agrees to maintain for said time period.

VII.

Any and all taxes assessed by any government body upon services or materials used in the performance of this Agreement shall be the responsibility of CONSULTANT.

VIII.

CONSULTANT shall furnish at CONSULTANT'S own expense, all materials, supplies and equipment necessary to carry out the terms of this Agreement.

IX.

If CONSULTANT is requested in writing by OWNER to provide any services outside of the Scope of Work, CONSULTANT and OWNER will agree in writing as to the nature of such services and to a price for such services before any work is started.

X.

CONSULTANT AGREES TO INDEMNIFY AND HOLD HARMLESS OWNER AND ITS OFFICERS, EMPLOYEES, AGENTS, SUCCESSORS, AND ASSIGNS FROM AND AGAINST LIABILITY FOR DAMAGE TO THE EXTENT THAT THE DAMAGE IS CAUSED BY OR RESULTS FROM AN ACT OF NEGLIGENCE, INTENTIONAL TORT, INTELLECTUAL PROPERTY INFRINGEMENT, OR FAILURE TO PAY A SUBCONTRACTOR OR SUPPLIER COMMITTED BY THE CONSULTANT OR THE CONSULTANT'S AGENT, CONSULTANT UNDER CONTRACT, OR ANOTHER ENTITY OVER WHICH CONSULTANT EXERCISED CONTROL. CONSULTANT SHALL BE RESPONSIBLE FOR PERFORMING THE WORK UNDER THIS AGREEMENT IN A SAFE AND PROFESSIONAL MANNER AND SHALL BE LIABLE FOR CONSULTANT'S NEGLIGENCE AND THAT OF CONSULTANT'S EMPLOYEES, CONTRACTORS, AND AGENTS.

XI.

CONSULTANT will provide insurance coverage in accordance with OWNER'S insurance requirements as set forth in the "Certificate of Insurance Requirements" attached to this Agreement as Exhibit B and by reference made a part hereof. If the required insurance is terminated, altered, or changed in a manner not acceptable to OWNER, this Agreement may be terminated by OWNER, without penalty, on written notice to CONSULTANT. In addition, CONSULTANT will provide Professional Liability Insurance in the amount of $1,000,000.00 per claim.

XII.

CONSULTANT shall at all times observe and comply with all applicable laws, ordinances, and regulations of the state, federal, and local governments which are in effect at the time of the performance of this Agreement.

XIII.

Either party shall have the right to terminate this Agreement by giving the non-terminating party seven days prior written notice. Upon receipt of notice of termination, CONSULTANT will cease any further work under this Agreement and OWNER will only pay for work performed prior to the termination date set forth in the notice. All finished and unfinished Work Product prepared by CONSULTANT pursuant to this Agreement will be the property of OWNER.

XIV.

In the event OWNER finds that any of the Work Product produced by CONSULTANT under this Agreement does not conform to the Scope of Work, then CONSULTANT will be given 30 days after written notice of the nonconformity to make any and all corrections to remedy the non-conformance. If after these 30 days CONSULTANT has failed to make any Work Product conform to the specifications, OWNER may terminate this Agreement and will only owe for work done prior to termination and accepted by OWNER. All finished or unfinished Work Product prepared by CONSULTANT pursuant to this Agreement will be the property of OWNER.

XV.

Neither party shall be responsible for failure to fulfill its obligations hereunder or liable for damages resulting from delay in performance as a result of war, fire, strike, riot or insurrection, natural disaster, delay of carriers, governmental order or regulation, complete or partial shutdown of plant, unavailability of equipment or software from suppliers, default of a subcontractor or vendor to the party if such default arises out of causes beyond the reasonable control of such subcontractor or vendor, the acts or omissions of the other party, or its officers, directors, employees, agents, contractors, or elected officials, or other occurrences beyond the party's reasonable control ("Excusable Delay"). In the event of such Excusable Delay, performance shall be extended as agreed to in writing by the parties.

XVI.

CONSULTANT'S address for notice under this Agreement is as follows:

Attention: Stephen Gousie
5900 South Lake Forest Drive
McKinney, Texas 75070
Telephone: (469) 424-3415
E-Mail: sgousie@sciens.com

OWNER'S address for notice under this Agreement is as follows:

Attention: Harlan Jefferson, Town Manager
250 W. First St.
P.O. Box 307
Prosper, Texas 75078
Telephon: (972) 569-1010
E-Mail: hjefferson@prospertx.gov

Any notice given pursuant to this Agreement shall be effective as of the date of receipt by registered or certified mail or the date of sending by fax, or e-mail and mailed, faxed or e-mailed to the address or number stated in this Agreement.

XVII.

All obligations of OWNER are expressly contingent upon appropriation by the Town Council of sufficient, reasonably available funds.

XVIII.

CONSULTANT shall provide experienced and qualified personnel to carry out the work to be performed by CONSULTANT under this Agreement and shall be responsible for and in full control of the work of such personnel. CONSULTANT agrees to perform the Scope of Work hereunder as an independent contractor and in no event shall the employees or agents of CONSULTANT be deemed employees of OWNER. CONSULTANT shall be free to contract for similar services to be performed for others while CONSULTANT is under Agreement with OWNER.

XIX.

CONSULTANT will perform the services to be provided under this Agreement with the professional skill and care ordinarily provided by professional consultants practicing in the same or similar locality and under the same or similar circumstances and professional license and as expeditiously as is prudent considering the ordinary professional skill and care of surveying professionals.

XX.

CONSULTANT agrees not to discriminate by reason of age, race, religion, sex, color, national origin or condition of disability in the performance of the Services.

XXI.

No modifications to this Agreement shall be enforceable unless agreed to in writing by both parties.

XXII.

OWNER and CONSULTANT hereby each binds itself, its successors, legal representatives and assigns to the other party to this Agreement, and to the successors, legal representatives and assigns of such party in respect to all covenants of this Agreement. Neither OWNER nor CONSULTANT will be obligated or liable to any third party as a result of this Agreement.

XXIII.

CONSULTANT will not assign, sublet, or transfer interest in this Agreement without the prior written consent of the OWNER.

XXIV.

This Agreement is entered into and is to be performed in the State of Texas. OWNER and CONSULTANT agree that the law of the State of Texas shall govern the rights, obligations, duties and liabilities of the parties to this Agreement and shall govern the interruption of this Agreement. All litigation arising out of this Agreement shall be brought in courts sitting in Texas with a venue in Collin County.

XXV.

In no event shall the making by the OWNER of any payment to CONSULTANT constitute or be construed as a waiver by the OWNER of any breach of the Agreement, or any default which may then exist, nor shall it in any way impair or prejudice any right or remedy available to the OWNER in respect to such breach or default.

XXVI.

In case any one or more of the provisions contained in this Agreement shall for any reason be held to be invalid, illegal, or unenforceable in any respect, such invalidity, illegality or unenforceability shall not affect any other provision thereof, and this Agreement shall be construed as if such invalid, illegal or unenforceable provision had never been contained herein.

IN WITNESS WHEREOF, the parties have made and executed this Agreement as of the day, month and year shown below to be effective as of the date that the last of the parties signs.

ATTEST:

_____
Michelle Lewis Sirianni, Town Secretary

TOWN OF PROSPER
(OWNER)

By: _____
Harlan Jefferson, Town Manager

Date: _____

SCIENS LLC
(CONSULTANT)

By: Stephen M. Gomi

Date: 10 September 2021

Exhibit A – Scope of Work

PHASE 1.1 – PROJECT MANAGEMENT, DATA GATHERING AND INTERVIEWS

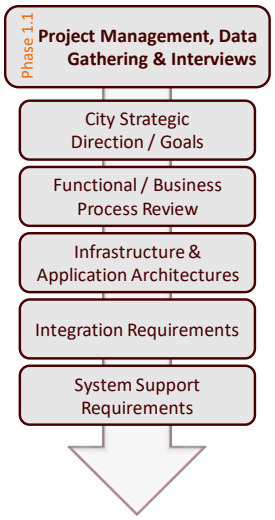

The purpose of Phase 1.1 of the project is to establish the business context for the system replacement, examine current business practices and processes that need to be maintained or updated, and develop a preliminary budget and timeline for the project.

In Phase 1.1, we examine:

- Reliability of data, queries and reports
- Possible use of ancillary technologies to automate functions, such as: bar coding in inventory control and field automation for data entry/retrieval
- Use of geo-data for address entry/lookup and validation to minimize data entry errors
- Areas of the processes that are subjected to high rates of error due to such things as: open text entry and lack of required field as part of the workflow
- Ability of the current technology to support digital government and self-service transactions, including reporting and dashboarding.

In addition, we examine the business case for and make recommendations to the Town regarding possible ERP delivery models: on-premises, cloud and hybrid methods, specifically:

- On-Premises: On-premises delivery models assume that businesses license ERP software and install it on computers at their location. ERP software users are responsible for buying computer hardware and software for these solutions. They are also responsible for applying any software upgrades, patches or fixes provided by the software vendor.
- Cloud Delivery: Cloud delivery models allow the software user to use application software on another firm's computing equipment; in the case of some ERP vendors, it runs on their system in their data center. Pricing for these solutions is often done on a monthly basis and may scale up or down based on a customer's usage of the product. This environment also means that software users to do not have to perform software maintenance and upgrade activities with their own internal staff. This could save some organizations from needing to hire additional IT personnel to support their ERP software.
- Hybrid Solution: In a hybrid environment, a software vendor can offer multiple methods for deploying the software. It can be used on-premises, hosted on the vendor's cloud or on another firm's cloud. These solutions may also possess the flexibility to go from on-demand to on-premises (and in some cases back to on-demand) to give you the ability to bring an application in-house should they anticipate the need to make modifications that exceed the capabilities of the standard cloud offering. These products are often designed to work together even though some ERP functionality and data may reside on the customer's data center while other data and functionality resides on a cloud environment.

From this information, we establish business requirements for the system and a budget for the system, including hardware, software, training, business process reengineering, and other professional services. Once a budget has been established, we examine possible payment choices for the Town, i.e., buying, leasing, or subscription (Cloud-based option only).

Finally, we work with the Town to ensure that the project has an effective project governance structure and a balanced team representing the major functional areas that will be involved in the system definition and selection.

Specifically, this phase involves the following activities:

- Town Strategic Direction / Goals – Working with Town Management and the key stakeholders of the new system (e.g., Finance Director), Sciens gains an understanding of the Town's strategic direction and goals, and how the new system would help to further that direction. We assist in the creation of a vision for the new system and definition of goals the Town wants to achieve through implementation.
- Business Practices and Process Review – We meet with cross-functional teams consisting of Department representatives knowledgeable in their portion of the business processes typically automated by current, Municipal Operations systems. During these meetings, we capture:
    - Workflow limitations of the existing system
    - Transaction volumes to be supported by the new system
    - Interfaces of the current system which translate into functionality that needs to be supported by the new system
    - Perform an overall SWOT Analysis (Strengths, Weaknesses, Opportunities, Threats) of current practices and processes.
- Infrastructure & Applications Architectures Review – We meet with the IT Department to discuss the existing infrastructure architecture, including network and servers, and applications architecture so that we can develop specifications that work within the existing environment. This is done in order to minimize the disruptive effect on the technical environment as well as minimize the technical support required by the new system.
- Integration Requirements – During both business practice/process and IT Department discussions, we examine the systems that are currently integrated to the system and look for opportunities to improve the efficiency of the environment by including them in the specifications for the replacement system.
- System Support Requirements – Assess the function and operations performed to support the current system based on interviews with the IT staff and end-user support staff, including:
    - The ability of the application to support technical services, such as workflow changes
    - Third party vendor interaction within the overall support structure
    - User involvement, control and segregation of duties between IT and user departments for configuration changes.

PHASE 1.2 – NEEDS ASSESSMENT AND PLAN OF ACTION



With the findings discovered in Phase 1.1, Sciens will then develop a Plan of Action.

- Needs Assessment and Action Plan – Sciens produces a comprehensive document at the conclusion of this phase, documenting the current state of the environment, the Town's vision for the new system, infrastructure and application architectural requirements, integration requirements, system support requirements, and the initial budget and timeline for use in budget planning. In addition, Sciens develops a SWOT Analysis of the Town's current business practices and processes, including recommendations for ones to be targeted for change with the new system.
- Initial Budget and Timeline Development – Based on Sciens' experience at acquiring and implementing ERP systems, and using the requirements gathered during the Needs Assessment, we develop an initial budget for a replacement system that includes the required modules, interfaces, hardware and services. This data is presented in the form of a range of high and low-cost estimates. In addition, Sciens develops a preliminary timeline for implementation of the system.
- Status Meeting & Reporting – Throughout the phase, Sciens keeps the Town's project manager informed regarding progress being made towards milestones, as well as alerting the project manager as to whether

there are any obstacles towards meeting the Town's timeline for selection of a new system. Project team discussions and updates can occur as frequently as needed via GoToMeeting, or in person as required by the Town. Sciens recommends these meetings occur weekly throughout this phase, and on an ad hoc basis as needed. Minimally, formal presentations to the Project Team during this phase occur at the start of the project and with the delivery of the Action Plan.

PHASE 1.3 – REQUESTS FOR PROPOSAL DEVELOPMENT

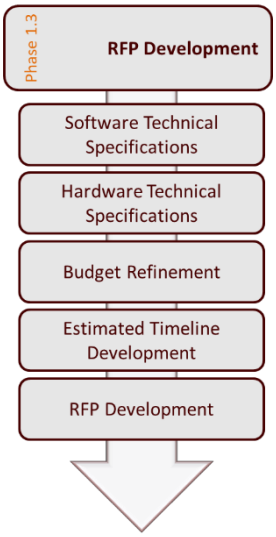

In Phase 1.3, we assist the Town with the development of the Requests for Proposal and work with Purchasing to see them released to the marketplace.

Sciens develops detailed technical specifications utilizing the inputs from the Needs Assessment & Plan of Action phase. Once the specifications have been reviewed by the Town, they are compiled with response documents into a request for proposal (RFP). The RFPs are then issued by the Town to the Vendor marketplace. This phase includes:

- Software and Infrastructure Technical Specifications – Specifications are compiled using inputs from the interviews conducted in Phase 1.1. Specifications include software (functional) specifications grouped by major components of the systems which can include: Finance, Human Resources, Payroll, Planning & Development, Asset Management, Citizen Portal, Project Management, Time Entry, etc. In addition, infrastructure specifications (hardware and architecture) are created to describe the Town's overall technical requirements (e.g., system architecture, network infrastructure, desired database and compatibility, servers and data storage, system backup and interfaces, security, scalability, reliability/stability, configuration flexibility, and centralized management).

  Once the Town has the opportunity to review the specifications, Sciens will conduct conference calls via GoToMeeting with the reviewers to discuss any specifications that need to be deleted, reworded or added.

- Refine Estimated Budget & Timeline – Throughout the project, Sciens reexamines the estimated budget and timeline using available inputs. Within the context of this phase, this will be done as part of the Vendor Evaluation Matrix (below) development in order to provide the Town with the most accurate estimate using the available vendors' inputs.

- RFP Development & Release – Once the specifications have been developed, an RFP narrative section is developed. This describes the Town's current environment, the vision the Town has for the new system, and specifically what the Town is looking for. In addition to the RFP narrative, proposal response forms are developed. These forms are the only permissible mechanism for vendors to respond to the RFP; they are compiled using locked MS Word and Excel files that force vendors to respond systematically to ease overall evaluation, while permitting them to have freeform fields for explanation and comment. Once the Town has had the opportunity to review the RFP document, Sciens will conduct conference calls via GoToMeeting with the Project Team to discuss any specifications that need to be deleted, reworded or added.

  The RFP narrative, software specifications and proposal response forms, along with language supplied by Purchasing for the Town's acquisition requirements, constitute the RFP. This is compiled for submission by the Town to bid services (e.g., Public Purchase) and/or direct submission to the top industry vendors.

- Selection Criteria and Weightings – As part of the RFP definition process, and prior to the release of the RFP to the marketplace, Sciens will work with the Town to define the selection criteria and respective weightings for each of the major components of the vendors' responses. This will be done in full compliance with the Town's Purchasing requirements, including any Cone of Silence requirements prohibiting communications with vendors during the selection process.

- Status Meeting & Reporting – Throughout the phase, Sciens keeps the Town's project manager informed regarding progress being made towards milestones, as well as alerting the project manager as to whether

there are any obstacles towards meeting the Town's timeline for selection of a new system. Project team discussions and updates can occur as frequently as needed via GoToMeeting, or in person as required by the Town. Sciens recommends these meetings occur weekly throughout this phase, and on an ad hoc basis as needed. Minimally, there will be discussions with each of the functional groups over their review of the specifications, and with the Project Team over the narrative, response forms, selection criteria and weightings, and overall RFP document. Formal presentations to the Project Team outside of this Phase's process are kept to a minimum to reduce demands upon Project Team members which are already significant during this phase.

PHASE 1.4 – EVALUATION AND SELECTION OF A VENDOR



In Phase 1.4, the Sciens team evaluates proposals submitted by the vendors, assist the Town in selecting two vendors to be invited for demonstrations, assist the Town with evaluation of the demonstrations, incorporate feedback from the Town from reference checks and site visits, make a final recommendation on a vendor, and assist the Town with contract and statement of work negotiations.

Sciens supports the Town by proctoring the Bidders' Conference, analyzes the vendor proposal responses, and uses the Vendor Evaluation Matrix to record their performance and determine their conformity to the specifications. Sciens will also lead the Town project team through their own evaluation of the proposals. Once the evaluation of all proposals is completed, Sciens works with the Town to develop a shortlist of up to two vendors to be invited by the Town to demonstrate their system to the Town. Based upon performance against the RFP and demonstrations and incorporating feedback from the Town from reference checks and site visits, Sciens works with the Town project team to make a final recommendation of what vendor it should choose. Subsequently, we support the Town through contact and statement of work negotiations.

Specifically, this phase involves the following activities:

Bidders' Conference and Vendor Q&A Addendum – Shortly after the issuance of the RFPs, a Bidders' Conference is held by the Town. Sciens proctors the bidder's conference. This can be either mandatory or option for the vendors based on the Town's requirements; and it can be conducted in person or via teleconference (e.g., GoToMeeting). At the conference, the Town provides a summary of the RFPs and their intent; the Town also provides an informal, non-binding response to questions submitted during the conference. Subsequent to the bidders' conference, a formal response to all questions submitted prior to and during the bidders' conference is drafted by Sciens and posted by the Town as an addendum to the RFPs.

- Vendor Evaluation Matrix – Sciens develops the Vendor Evaluation Matrix, a spreadsheet that tracks each vendors' performance at each stage of the evaluation process. During Phase 1.4, we develop the vendor evaluation matrix, including weightings to be used for each component of the evaluation, to track performance by each vendor.
- 5-Year Cost Analysis – In addition to the Vendor Evaluation Matrix, Sciens will also develop a model to analyze the 5-year cost to the Town of the various cost options for each vendor. This analysis will then be ranked and weighted to assign points to the total score.
- Vendor Proposal Evaluations – Utilizing the Vendor Evaluation Matrix developed earlier, Sciens analyzes each of the proposal submissions for compliance with both technical and business requirements. In addition, Sciens will assist the Town project team through the evaluation of the proposals. Based upon this data, Sciens and the Town project team rate the overall performance of each vendor, and the strengths and weaknesses based upon its proposal response.
- Vendor Shortlist Selection – Sciens will enter the Town's evaluative data into the Vendor Evaluation Matrix, ranking the vendors based on their estimated ability to satisfy requirements. Based upon this ranking, Sciens

works with the Town to recommend for the Town to consider inviting for demonstrations of their products and capabilities.

- Vendor Demonstrations – Sciens staff proctors and supports the Town through vendor demonstrations sessions as per detailed below:
  - ERP System Demos – up to six (6) demo days (i.e., 2 vendor demos, 3 days each).
  - Sciens provides the Town's project team with a scoring tool to be used by Town staff evaluating the vendor demonstrations. Sciens will also evaluate the Vendor's performance, if required by the Town. Subsequently, we compile the results of the scoring tool to score each of the vendors and add this data to the Vendor Evaluation Matrix.
- Contract and Statement of Work Negotiation Support – Once a vendor has been chosen for contract negotiations, Sciens works with the Town to review the vendor's documents, attend meetings and conference calls as needed, to finalize a contract, license and support agreements, and statement of work that the Town finds acceptable. Sciens will provide up to 40 hours of contract and statement of work negotiation support.
- Status Meeting & Reporting – This is the longest phase in terms of overall duration, and regular communications between the Town and Sciens are critical. Throughout the phase, Sciens keeps the Town's project manager informed regarding progress being made towards milestones, as well as alerting the project manager as to whether there are any obstacles towards meeting the Town's timeline for selection of a new financial system. Project team discussions and updates can occur as frequently as needed via GoToMeeting, or in person as required by the Town. Sciens recommends these meetings occur weekly throughout this phase, and on an ad hoc basis as needed.

PROJECT DELIVERABLES

Detailed below is a summary of the deliverables you can expect to receive throughout the duration of the project.

Phases 1.1 and 1.2:

- Project Plan and Timeline
- Kickoff Presentation
- End User and Management Survey
- Business Practices and Processes Review
- Review of Current Technical Environment and System Status
- Review of ERP Functionality
- New System Vision
- Initial Budget and Timeline
- SWOT Analysis
- Needs Assessment and Plan of Action Report

Phase 1.3:

- Software and Hardware Technical Specifications
- Request for Proposal (i.e., narrative, finalized technical specifications, proposal response forms)
- Selection Criteria, Weightings and Decision-Making Process
- List of Representative Vendors in this space
- Updated Project Timeline GANTT and Budget
- Project Management & Status Reporting

Phase 1.4:

- Project Management & Status Reporting
- Vendor Pre-Bid Conference and Q&A Addendum
- Proposal Evaluation Matrix
- Vendors Proposals Evaluation
- Short List Recommendations
- Vendor Demonstration Proctoring & Evaluation
- Recommendation of Vendor Award
- Vendor Negotiations (i.e., Contract, License and Support Agreements, Statement of Work)

Exhibit B

CERTIFICATE OF INSURANCE REQUIREMENTS
TOWN OF PROSPER, TEXAS

Without limiting any of the other obligations or liabilities of the contractor, the contractor shall provide minimum insurance coverage as listed below, prior to the execution of the contract and maintain coverage, without interruption provided by an insurer of a Best Rating of B+ or better, until the work is completed and accepted by the Town. A certification of insurance will be placed on file with the Contracting Department of the Town of Prosper, prior to the execution of the contract.

TYPE OF COVERAGE	MINIMUM LIMITS
WORKER'S COMPENSATION - Coverage A	Statutory

NOTES:
Worker's Compensation Insurance shall include a
Waiver of Subrogation in favor of the Town of Prosper

EMPLOYERS LIABILITY - Coverage B	
Bodily Injury by Accident - each accident	$100,000
Bodily Injury by Disease - policy limit	$500,000
Bodily Injury by Disease - each employee	$100,000

COMMERCIAL GENERAL LIABILITY:	
Coverage A - Each Occurrence	$500,000
Coverage B - Personal & Advertising Injury	$500,000
General Aggregate Other Than Products/Completed Operations	$500,000
Products/Completed Operations Aggregate	$500,000

NOTE:

1) Coverage for explosion, collapse, and underground property hazards cannot be excluded.
2) Contractual liability coverage cannot be excluded.
3) Contractor will assume all liability for independent subcontractors.
4) Coverage must include the Town of Prosper as an Additional Insured for all work performed for or on behalf of the TOWN.

AUTOMOBILE LIABILITY:	
Bodily Injury Liability - Each Person	$250,000
Bodily Injury Liability - Each Occurrence	$500,000
Property Damage Liability - Each Occurrence	$100,000

NOTE:

1) Coverage must include all owned, hired, and non-owned vehicles.
2) Coverage must include the Town of Prosper as an Additional Insured for all work performed for or on behalf of the Town.

Estimated Project Schedule

PHASE III: ERP SYSTEM SELECTION



PHASE IV: ERP SYSTEM IMPLEMENTATION

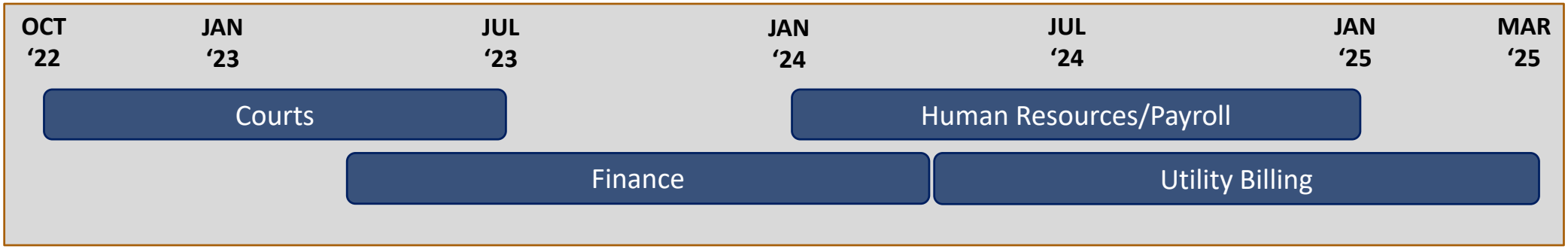

TOWN OF PROSPER

Prosper is a place where everyone matters.

PARKS DEPARTMENT

To: **Mayor and Town Council**

From: **Paul Naughton, Senior Park Planner**

Through: **Harlan Jefferson, Town Manager**
Robyn Battle, Executive Director of Community Services

Re: **Town Council Meeting – October 12, 2021**

Agenda Item:

Consider and act upon authorizing the Town Manager to execute an Interlocal Agreement between Collin County and the Town of Prosper, Texas accepting a grant award from the 2018 Collin County Parks and Open Spaces Project Assistance Fund for the Pecan Grove Park Trail project. (PN)

Description of Agenda Item:

The Pecan Grove Park project was included in the FY 21/22 adopted CIP as a Park Improvement funded project in the amount of $575,000. The most recent project estimates a total budget of $725,000. The awarded grant in the amount of $200,550 will reduce the total funds needed from the Park Improvement Fund.

Budget Impact:

Total project budget will be $725,000 in which $524,450 will be funded by Park Improvement funds and the remaining $200,550 will be funded by this grant.

Legal Obligations and Review:

Terrence Welch of Brown & Hofmeister, L.L.P., has approved the terms and conditions and all award documentation as to form and legality.

Attached Documents:

1. Interlocal Agreement

Town Staff Recommendation:

Town staff recommends accepting the grant award from the 2018 Collin County Parks and Open Spaces Project Assistance Fund

Proposed Motion:

I move to approve authorizing the Town Manager to execute an Interlocal Agreement between Collin County and the Town of Prosper, Texas accepting a grant award from the 2018 Collin County Parks and Open Spaces Project Assistance Fund for the Pecan Grove Park Trail project.

INTERLOCAL AGREEMENT
BETWEEN
COLLIN COUNTY
AND THE
TOWN OF PROSPER
2018 PARKS AND OPEN SPACE BOND PROJECT OI18PG22

WHEREAS, the County of Collin, Texas ("County") and the Town of Prosper ("Town") desire to enter into an Agreement concerning the Pecan Grove Park Trail project in the Town of Prosper, Collin County, Texas; and

WHEREAS, the Interlocal Cooperation Act (Texas Government Code Chapter 791) authorizes any local government to contract with one or more local governments to perform governmental functions and services under the terms of the Act; and

WHEREAS, the Town and County have determined that the improvements may be constructed most economically by implementing this Agreement; and

WHEREAS, the Town and the County find that this Agreement will benefit the residents of the County and provide additional park and recreational facilities and open space for all County residents; and

WHEREAS, this Agreement will support or advance the mission of the Collin County Parks and Open Space Strategic Plan;

NOW, THEREFORE, this Agreement is made and entered into by the County and the Town upon and for the mutual consideration stated herein.

WITNESSETH:

ARTICLE I.

The Town shall arrange for the construction of the Pecan Grove Park Trail project, hereinafter called the "Project".

ARTICLE II.

The Town shall prepare plans and specifications for improvements, accept bids, award a construction contract and administer the construction contract in accordance with all state statutory requirements. The Town shall provide the county with a copy of executed construction contract(s) for the Project. All improvements shall be in accordance with the plans and specifications approved by the Town. Changes to the Project which alter the initial funding set forth in Exhibit "A" must be reviewed by the Parks Foundation Advisory Board and approved by Commissioners Court.

ARTICLE III.

The Town will not expend assistance funds to acquire easements or real property for use as right-of-way.

ARTICLE IV.

The Town estimates the total actual cost of the Project to be $645,300.00. The County agrees to fund a portion of the total cost for items described in Exhibit "A" in an amount not to exceed **$200,550.00**. The County shall reimburse the Town for invoices paid by the Town for cost related to the Project on a dollar-for-dollar matching basis. Alternative payment schedules would require Commissioners Court approval.

ARTICLE V.

Collin County's dollar for dollar matching participation in this project shall not exceed $200,550.00 as indicated in Article IV above. The Town shall be responsible for any costs, which exceed the total estimated project cost.

ARTICLE VI.

The Town shall also provide **quarterly progress reports** in electronic format to the contact identified on Exhibit "A". Following completion of the project, the Town shall provide **an itemized final accounting of expenditures** including the Town's match, in-kind services or donations for the project. All projects for which the County has provided funds through its 2018 Parks and Open Space Bond Program must remain open and accessible to all County residents. Upon development of the property, the Town shall install a **project sign** identifying the project as being partially funded by the Collin County 2018 Parks and Open Space Bond Program.

ARTICLE VII.

The Town and County agree that the party paying for the performance of governmental functions or services shall make those payments only from current revenues legally available to the paying party.

ARTICLE VIII.

INDEMNIFICATION. To the extent allowed by law, each party agrees to release, defend, indemnify, and hold harmless the other (and its officers, agents, and employees) from and against all claims or causes of action for injuries (including death), property damages (including loss of use), and any other losses, demands, suits, judgements and costs, including reasonable attorneys' fees and expenses, in any way arising out of, related to, or resulting from its performance under this Agreement, or caused by its negligent acts or omissions (or those of its respective officers, agents, employees, or any other third parties for whom it is legally responsible) in connection with performing this Agreement.

ARTICLE IX.

VENUE. The laws of the State of Texas shall govern the interpretation, validity, performance and enforcement of this Agreement. The parties agree that this Agreement is performable in Collin County, Texas and that exclusive venue for any disputes arising under this Agreement shall lie in Collin County, Texas.

ARTICLE X.

SEVERABILITY. The provisions of this Agreement are severable. If any paragraph, section, subdivision, sentence, clause, or phrase of this Agreement is for any reason held by a court of competent jurisdiction to be contrary to law or contrary to any rule or regulation having the force and effect of the law, the remaining portions of the Agreement shall be enforced as if the invalid provision had never been included.

ARTICLE XI.

ENTIRE AGREEMENT. This Agreement embodies the entire Agreement between the parties and may only be modified in writing executed by both parties.

ARTICLE XII.

SUCCESSORS AND ASSIGNS. This Agreement shall be binding upon the parties hereto, their successors, heirs, personal representatives and assigns. Neither party will assign or transfer an interest in this Agreement without the written consent of the other party.

ARTICLE XIII.

IMMUNITY. It is expressly understood and agreed that, in the execution of this Agreement, neither party waives, nor shall be deemed hereby to have waived any immunity or defense that would otherwise be available to it against claims arising in the exercise of governmental powers and functions. By entering into this Agreement, the parties do not create any obligations, express or implied, other than those set forth herein, and this Agreement shall not create any rights in parties not signatories hereto.

ARTICLE XIV.

EXPENSES FOR ENFORCEMENT. In the event either Party hereto is required to employ an attorney to enforce the provisions of this Agreement or is required to commence legal proceedings to enforce the provisions hereof, the prevailing Party shall be entitled to recover from the other, reasonable attorney's fees and court costs incurred in connection with such enforcement, including collection.

ARTICLE XV.

FORCE MAJEURE. No party shall be liable or responsible to the other party, nor be deemed to have defaulted under or breached this Agreement, for any failure or delay in fulfilling or performing any term of this Agreement, when and to the extent such failure or delay is caused by or results from acts beyond the affected party's reasonable control, including, without limitation: acts of God; flood, fire or explosion; war, invasion, riot or other civil unrest; actions, embargoes or blockades in effect on or after the date of this Agreement; or national or regional emergency (each of the foregoing, a "Force Majeure Event"). A party whose performance is affected by a Force Majeure Event shall give notice to the other party, stating the period of time the occurrence is expected to continue and shall use diligent efforts to end the failure or delay and minimize the effects of such Force Majeure Event.

ARTICLE XVI.

TERM. This Agreement shall be effective upon execution by both parties and shall continue in effect annually until final acceptance of the Project.

ARTICLE XVII.

The declarations, determinations and findings declared, made and found in the preamble to this Agreement are hereby adopted, restated and made part of the operative provisions hereof.

APPROVED AS TO FORM:

By:_____
Name:_____
Title:_____
Date:_____

COUNTY OF COLLIN, TEXAS

By:_____
Name: Chris Hill
Title: County Judge
Date: _____

Executed on this _____ day of _____,
2021 by the County of Collin, pursuant to
Commissioners' Court Order No. _____.

ATTEST:

By: _____
Name: Michelle Lewis Sirianni
Title: Town Secretary
Date: _____

TOWN OF PROSPER

By: _____
Name: Harlan Jefferson
Title: Town Manager
Date: _____

APPROVED AS TO FORM:

By: _____
Name: Terry Welch
Title: Town Attorney
Date: _____

EXHIBIT "A"

The County will provide funding assistance for the following:

- 10 foot Concrete Regional Trail Connector (Item 2)
- Pedestrian Bridge with Abutments (Item 4)

Total funding **$200,550.00**
County Project Code OI18PG22

Contact Information

Request for reimbursement submitted to:

Collin County Engineering Department
Dawn Redwine
4690 Community Avenue, Suite 200
McKinney, Texas 75071
972-548-3744

Submission of electronic photos and quarterly reports:

Dawn Redwine
dredwine@co.collin.tx.us

Project Manager Contact: (must be able to answer specific questions regarding project)

Name:_____

Address: _____

_____

Phone:_____

Fax:_____

Email:_____

TOWN OF PROSPER

Prosper is a place where everyone matters.



MONTHLY FINANCIAL REPORT
as of August 31, 2021
Budgetary Basis

Prepared by
Finance Department

October 12, 2021

TOWN OF PROSPER, TEXAS

MONTHLY FINANCIAL REPORT
AUGUST 2021

Table of Contents

Dashboard Charts	1 - 2
General Fund	3
Water-Sewer Fund	4 - 5
Debt Service Fund	6
Crime Control and Prevention Special Purpose District	7
Fire Control, Prevention, and Emergency Medical Services Special Purpose District	8
Vehicle and Equipment Replacement Fund	9
Storm Drainage Utility Fund	10
Park Dedication and Improvement Fund	11
TIRZ #1 - Blue Star	12
TIRZ #2 - Matthews Southwest	13
Water Impact Fees Fund	14
Wastewater Impact Fees Fund	15
Thoroughfare Impact Fees Fund	16
Special Revenue Fund	17
Capital Projects Fund-General	18
Capital Projects Fund-Water/Sewer	19
Detail All Funds	20

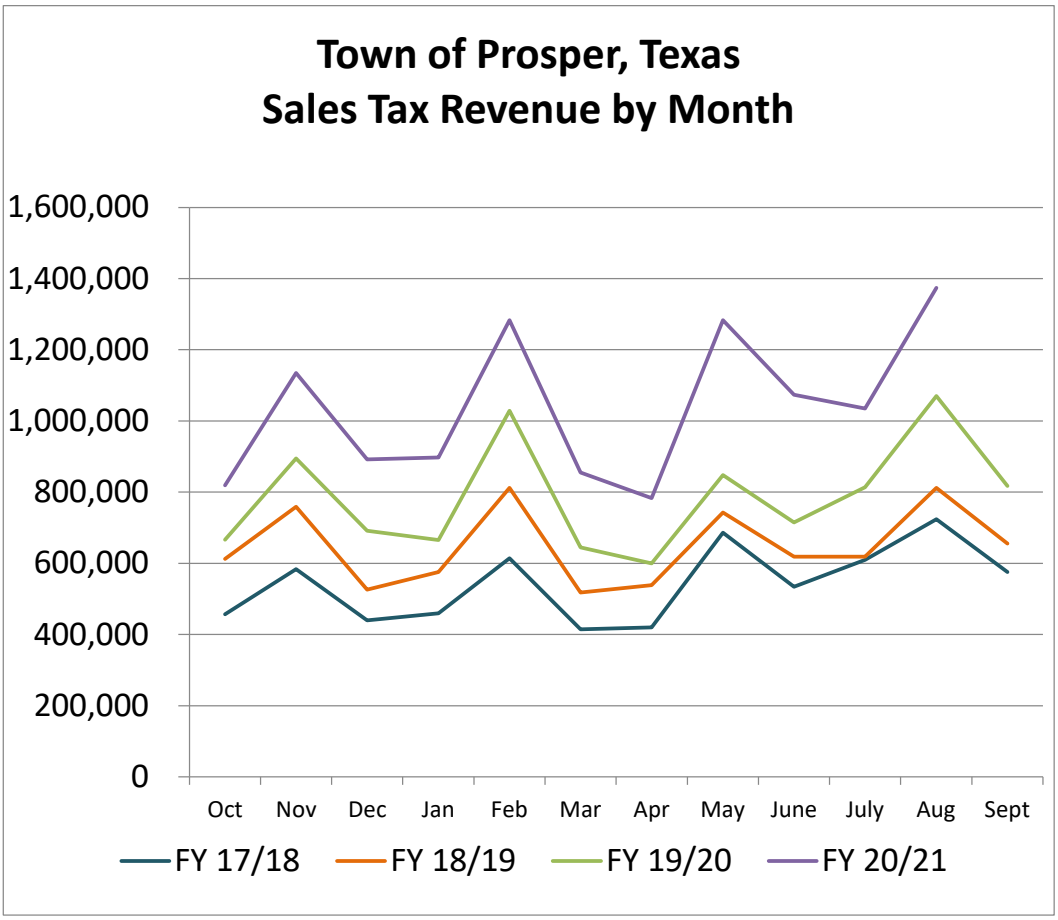
Town of Prosper, Texas
Sales Tax Revenue by Month
1,600,000
1,400,000
1,200,000
1,000,000
800,000
600,000
400,000
200,000
0
Oct
Nov
Dec
Jan
Feb
Mar
Apr
May
June
July
Aug
Sept
FY 17/18
FY 18/19
FY 19/20
FY 20/21

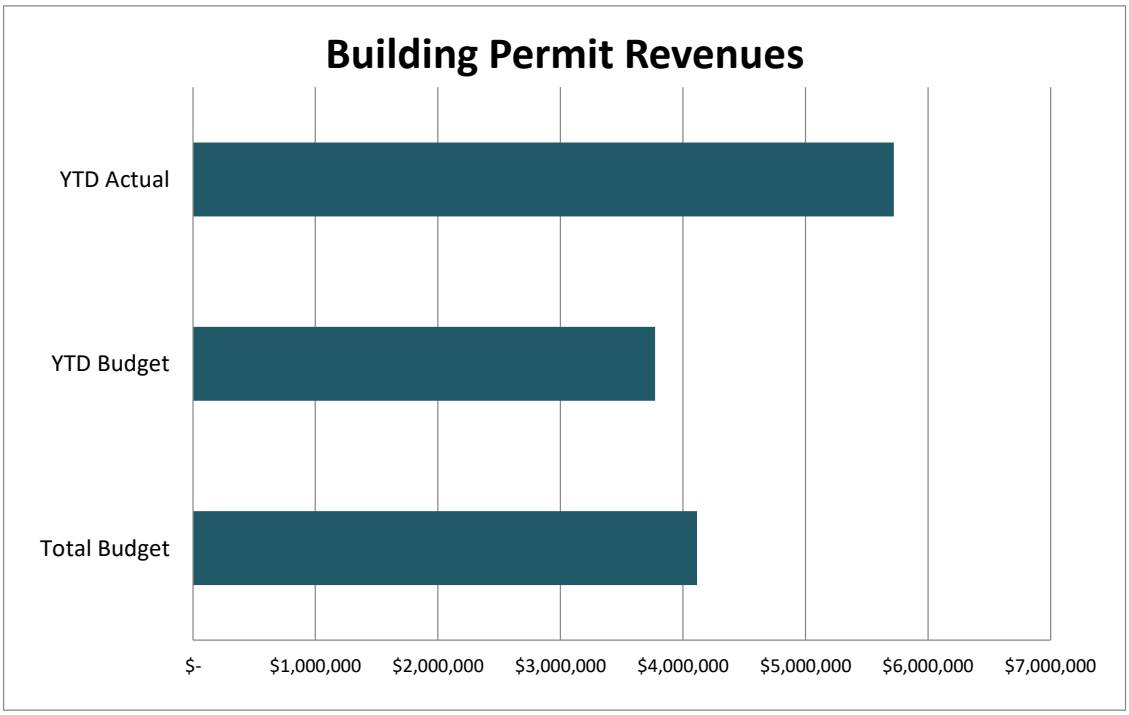
Building Permit Revenues
YTD Actual
YTD Budget
Total Budget
$-
$1,000,000
$2,000,000
$3,000,000
$4,000,000
$5,000,000
$6,000,000
$7,000,000

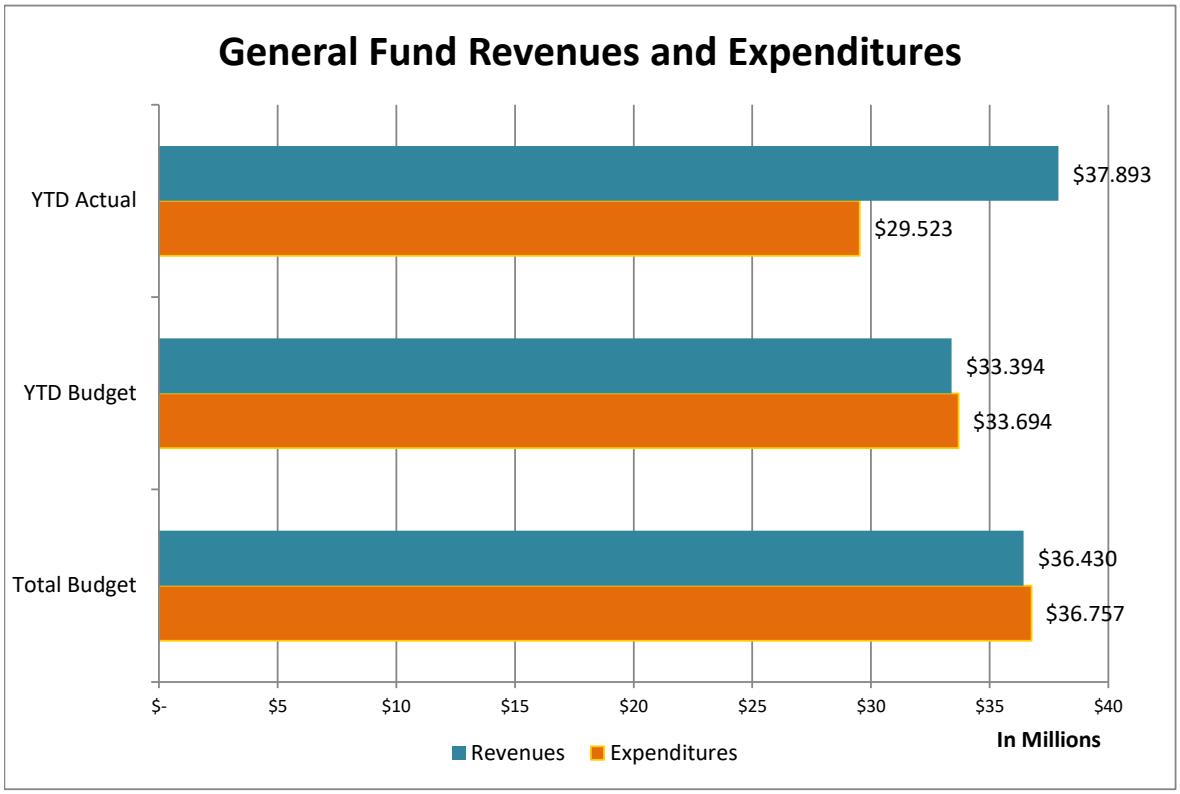
General Fund Revenues and Expenditures
YTD Actual
YTD Budget
Total Budget
$37.893
$29.523
$33.394
$33.694
$36.430
$36.757
$- $5 $10 $15 $20 $25 $30 $35 $40
Revenues
Expenditures
In Millions

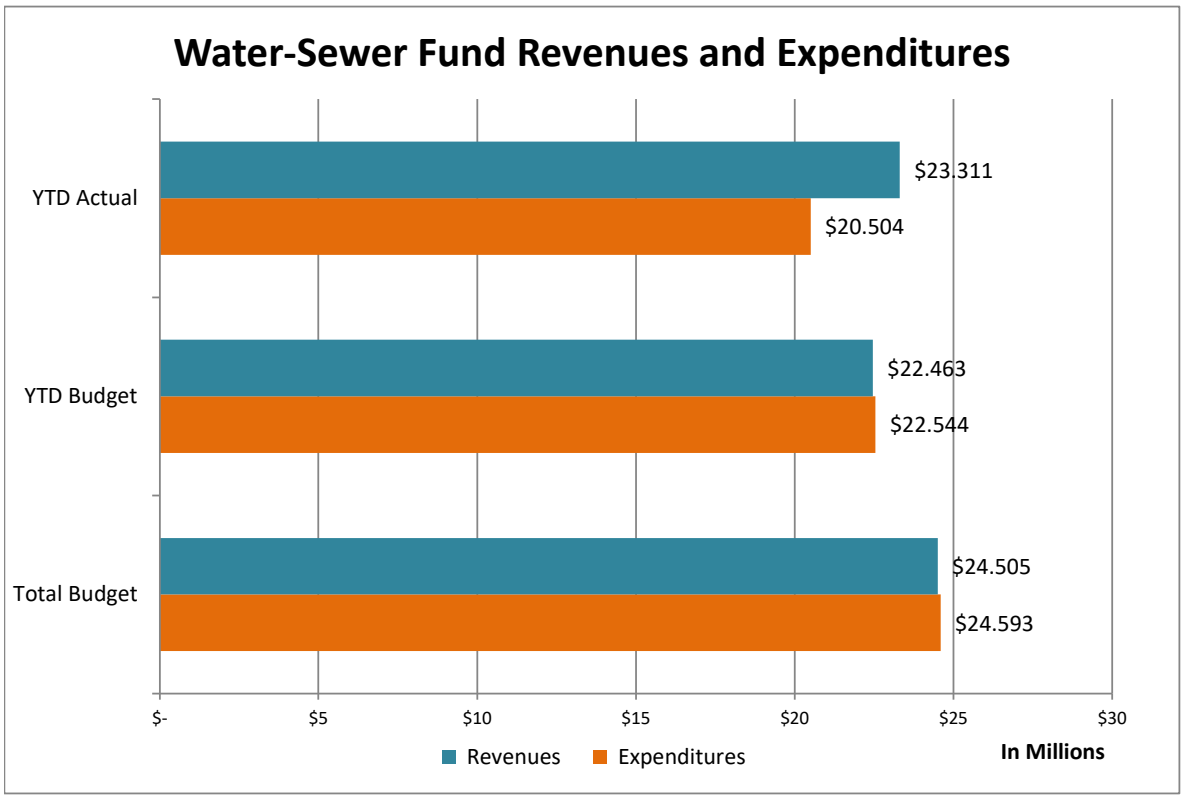
Water-Sewer Fund Revenues and Expenditures
YTD Actual
YTD Budget
Total Budget
$23.311
$20.504
$22.463
$22.544
$24.505
$24.593
$- $5 $10 $15 $20 $25 $30
Revenues
Expenditures
In Millions

TOWN OF PROSPER, TEXAS
MONTHLY FINANCIAL REPORT
August 31, 2021
Expected Year to Date Percent 91.66%

GENERAL FUND

	Original Budget	Budget Adjustment	Amended Budget	Current Year YTD Actuals	Current Year Encumbrances	Current Remaining Budget Balance	YTD Percent	Note	Prior Year YTD Actuals	Change from Prior Year
REVENUES										
Property Taxes	$ 18,236,167	$ -	$ 18,236,167	$ 18,573,983	$ -	$ (337,816)	102%	1	$ 16,985,322	9%
Sales Taxes	5,733,141	-	5,733,141	7,151,751	-	(1,418,610)	125%		5,342,030	34%
Franchise Fees	1,792,875	-	1,792,875	1,330,113	-	462,762	74%	2	1,261,461	5%
Building Permits	2,561,400	1,552,642	4,114,042	5,719,685	-	(1,605,643)	139%		3,439,031	66%
Other Licenses, Fees & Permits	1,003,700	-	1,003,700	2,081,676	-	(1,077,976)	207%		1,488,391	40%
Charges for Services	842,425	-	842,425	559,196	-	283,229	66%		420,272	33%
Fines & Warrants	400,000	-	400,000	256,871	-	143,129	64%	5	282,186	-9%
Intergovernmental Revenue (Grants)	414,672	171,705	586,377	553,327	-	33,050	94%	3	370,436	49%
Investment Income	85,000	-	85,000	132,246	-	(47,246)	156%		252,176	-48%
Transfers In	1,071,820	-	1,071,820	982,502	-	89,318	92%		906,663	8%
Miscellaneous	345,200	-	345,200	196,429	-	148,771	57%		282,672	-31%
Park Fees	212,000	-	212,000	354,915	-	(142,915)	167%		115,504	207%
Total Revenues	$ 32,698,400	$ 1,724,347	$ 34,422,747	$ 37,892,692	$ -	$ (3,469,945)	110%		$ 31,146,143	22%
EXPENDITURES										
Administration	$ 5,598,394	$ 946,006	$ 6,544,400	$ 5,846,790	$ 251,698	$ 445,912	93%		$ 4,609,787	27%
Police	5,997,484	144,549	6,142,033	4,810,481	73,099	1,258,453	80%	7	4,423,698	9%
Fire/EMS	7,713,465	2,028,198	9,741,663	8,413,325	138,236	1,190,102	88%	6, 7	6,540,784	29%
Public Works	3,272,379	17,698	3,290,077	1,832,435	693,266	764,376	77%	4	2,840,516	-35%
Community Services	4,605,459	169,022	4,774,481	3,898,775	244,719	630,987	87%		3,635,026	7%
Development Services	3,371,304	837,654	4,208,958	2,997,723	818,962	392,272	91%	8	2,299,148	30%
Engineering	2,031,806	23,317	2,055,123	1,723,018	70,342	261,763	87%		1,350,493	28%
Total Expenses	$ 32,590,291	$ 4,166,444	$ 36,756,735	$ 29,522,547	$ 2,290,322	$ 4,943,865	87%		$ 25,699,452	15%
REVENUE OVER (UNDER) EXPENDITURES	$ 108,109	$ (2,442,097)	$ (2,333,988)	$ 8,370,145					$ 5,446,692	
Beginning Fund Balance October 1-Unassigned/Unrestricted			13,923,232	13,923,232					8,139,265	
Ending Fund Balance			$ 11,589,244	$ 22,293,377					$ 13,585,957	

Notes

1 Property taxes are billed in October and the majority of collections occur December through February.

2 Franchise fees and other various license and fees are paid quarterly or annually.

3 Grant revenues are recorded when received. The largest grant revenue expected is for the fire SAFER grant.

4 Prior year expenditures included transfers for capital projects.

5 Court Fines & Warrant collections have been down during the COVID-19 pandemic.

6 Funds for the Quint Engine and Ambulance have been transferred to CIP (station 3).

7 Public Safety personnel expenditures are reduced by CARES funds awarded in current fiscal year.

8 Funds have been encumbered for the new Development Services software package.

TOWN OF PROSPER, TEXAS
MONTHLY FINANCIAL REPORT
August 31, 2021
Expected Year to Date Percent 91.66%

WATER-SEWER FUND

	Original Budget	Budget Adjustment	Amended Budget	Current Year YTD Actual	Current Year Encumbrances	Current Remaining Budget Balance	YTD Percent	Note	Prior Year YTD Actual	Change from Prior Year
REVENUES										
Water Charges for Services	$ 14,203,322	$ -	$ 14,203,322	$ 13,084,063	$ -	$ 1,119,259	92%		$ 12,533,469	4%
Sewer Charges for Services	8,012,010	-	8,012,010	7,687,123	-	324,887	96%		6,674,822	15%
Sanitation Charges for Services	1,527,500	-	1,527,500	1,479,650	-	47,850	97%		1,377,915	7%
Licenses, Fees & Permits	172,500	-	172,500	207,588	-	(35,088)	120%		175,702	18%
Utility Billing Penalties	112,000	-	112,000	58,863	-	53,137	53%	1	50,182	17%
Investment Income	55,000	-	55,000	49,192	-	5,808	89%		126,739	-61%
Other	422,361	-	422,361	744,088	-	(321,727)	176%		438,896	70%
Transfer In	-	-	-	-	-	-			8,715	
Total Revenues	$ 24,504,693	$ -	$ 24,504,693	$ 23,310,566	$ -	$ 1,194,127	95%		$ 21,377,725	9%
EXPENDITURES										
Administration	$ 2,615,646	$ 75,255	$ 2,690,901	$ 2,384,080	$ 38,688	268,133	90%	3	$ 3,054,208	-22%
Debt Service	3,701,269	-	3,701,269	3,702,020	-	(751)	100%	2	2,948,092	
Water Purchases	6,681,709	(121,091)	6,560,618	6,205,692	-	354,926	95%		4,338,538	43%
Public Works	11,410,264	230,078	11,640,342	8,211,711	548,913	2,879,718	75%	3	12,081,087	-32%
Total Expenses	$ 24,408,888	$ 184,242	$ 24,593,130	$ 20,503,503	$ 587,601	$ 3,502,026	86%		$ 22,421,924	-9%
REVENUE OVER (UNDER) EXPENDITURES	$ 95,805	$ (184,242)	$ (88,437)	$ 2,807,063					$ (1,044,199)	
Beginning Working Capital October 1			6,867,399	6,867,399					7,869,816	
Ending Working Capital			$ 6,778,962	$ 9,674,462					$ 6,825,617	

Notes

1 Customer penalties were waived due to COVID-19. Assessment of penalties resumed in May 2021.

2 Annual debt service payments are made in February and August.

3 Prior year expenditures included transfers for a capital project.

TOWN OF PROSPER, TEXAS
MONTHLY FINANCIAL REPORT
August 31, 2021
Expected Year to Date Percent 91.66%

WATER-SEWER FUND

	Aug-21		Aug-20		Growth %
	WATER	SEWER	WATER	SEWER	Change
# of Accts Residential	10,795	10,102	9,453	8,758	14.75%
# of Accts Commercial	473	351	407	322	13.03%
Consumption-Residential	216,959,530	65,994,730	200,624,610	53,371,994	11.40%
Consumption-Commercial	68,106,020	14,484,840	63,818,920	11,302,500	9.94%
Average Residential Water Consumption	20,098		21,223		-5.30%
Billed ($) Residential	1,479,872.00	608,029.00	1,365,572.00	507,975.00	8.37%
Billed ($) Commercial	624,178.00	119,473.00	587,568.00	100,317.00	6.23%
Total Billed ($)	$ 2,104,050.00	$ 727,502.00	$ 1,953,140.00	$ 608,292.00	10.55%

Rainfall	*Average rainfall for August is 1.91*			
	Sep-20	3.87	Sep-19	Trace of rain
	Oct-20	1.74	Oct-19	4.42
	Nov-20	1.08	Nov-19	1.80
	Dec-20	3.00	Dec-19	1.17
	Jan-21	0.85	Jan-20	5.00
	Feb-21	2.22	Feb-20	3.88
	Mar-21	3.03	Mar-20	6.75
	Apr-21	4.50	Apr-20	1.90
	May-21	7.77	May-20	7.54
	Jun-21	2.15	Jun-20	5.35
	Jul-21	1.50	Jul-20	2.31
	August-21	4.82	Aug-20	1.28

	Average Monthly	Average Cumulative
October	9.6%	9.6%
November	7.1%	16.7%
December	5.5%	22.2%
January	4.5%	26.7%
February	4.6%	31.3%
March	4.7%	36.0%
April	6.6%	42.6%
May	7.3%	49.9%
June	9.5%	59.4%
July	11.8%	71.2%
August	15.6%	86.8%
September	13.2%	100.0%

TOWN OF PROSPER, TEXAS
MONTHLY FINANCIAL REPORT
August 31, 2021
Expected Year to Date Percent 91.66%

DEBT SERVICE FUND

	Original Budget	Budget Adjustment	Amended Budget	Current Year YTD Actual	Current Year Encumbrances	Current Remaining Budget Balance	YTD Percent	Note	Prior Year YTD Actual	Change from Prior Year
REVENUES										
Property Taxes-Delinquent	$ -	$ -	$ -	$ 77,030	$ -	$ (77,030)			$ 170,751	-55%
Property Taxes-Current	7,549,503	-	7,549,503	7,592,092	-	(42,589)	101%	1	6,830,792	11%
Taxes-Penalties	-	-	-	32,723	-	(32,723)			51,376	-36%
Interest Income	45,000	-	45,000	28,446	-	16,554	63%		85,002	-67%
Total Revenues	$ 7,594,503	$ -	$ 7,594,503	$ 7,730,291	$ -	$ (135,788)	102%		$ 7,137,920	8%
EXPENDITURES										
Professional Services	$ -	$ -	$ -	$ 8,030	$ -	$ (8,030)			$ 2,500	
2012 GO Bond Payment	195,000	-	195,000	195,000	-	-	100%		190,000	3%
2013 GO Refunding Bond	170,000	-	170,000	170,000	-	-	100%		165,000	
Bond Administrative Fees	20,000	-	20,000	1,930	-	18,070	10%		1,930	
2014 GO Bond Payment	285,000	-	285,000	285,000	-	-	100%		280,000	
2015 GO Bond Payment	463,700	-	463,700	463,700	-	-	100%		500,100	-7%
2015 CO Bond Payment	440,000	-	440,000	440,000	-	-	100%		215,000	105%
2016 GO Debt Payment	625,500	-	625,500	625,500	-	-	100%		616,500	1%
2016 CO Debt Payment	55,000	-	55,000	55,000	-	-	100%	2	45,000	22%
2017 CO Debt Payment	410,000	-	410,000	410,000	-	-	100%		405,000	1%
2018 GO Debt Payment	135,000	-	135,000	135,000	-	-	100%		135,000	0%
2018 CO Debt Payment	175,000	-	175,000	175,000	-	-	100%		160,000	9%
2019 CO Debt Payment	366,177	-	366,177	366,177	-	-	100%		967,753	-62%
2019 GO Debt Payment	150,000	-	150,000	150,000	-	-	100%		140,000	7%
2020 CO Debt Payment	805,000	-	805,000	805,000	-	-	100%		-	
Bond Interest Expense	3,404,364	-	3,404,364	3,404,363	-	1	100%		3,183,385	7%
Total Expenditures	$ 7,699,741	$ -	$ 7,699,741	$ 7,689,700	$ -	$ 10,041	100%		$ 7,007,168	10%
REVENUE OVER (UNDER) EXPENDITURES	$ (105,238)	$ -	$ (105,238)	$ 40,592					$ 130,752	
Beginning Fund Balance October 1			2,619,367	2,619,367					2,558,230	
Ending Fund Balance Current Month			$ 2,514,129	$ 2,659,959					$ 2,688,982	

Notes

1 Property taxes are billed in October and the majority of collections occur December through February.

2 Annual debt service payments are made in February and August.

TOWN OF PROSPER, TEXAS
MONTHLY FINANCIAL REPORT
August 31, 2021
Expected Year to Date Percent 91.66%

CRIME CONTROL AND PREVENTION SPECIAL PURPOSE DISTRICT

	Original Budget	Budget Adjustment	Amended Budget	Current Year YTD Actual	Current Year Encumbrances	Current Remaining Budget Balance	YTD Percent	Note	Prior Year YTD Actual	Change from Prior Year
REVENUES										
Sales Tax - Town	$ 1,564,807	$ -	$ 1,564,807	$ 1,885,621	$ -	$ (320,814)	121%		$ 1,413,887	33%
Interest Income	300	-	300	1,502	-	(1,202)	501%		1,249	
Other	-	-	-	-	-	-			-	
Total Revenue	$ 1,565,107	$ -	$ 1,565,107	$ 1,887,123	$ -	$ (322,016)	121%		$ 1,415,136	33%
EXPENDITURES										
Personnel	$ 1,425,708	$ -	$ 1,425,708	$ 1,368,311	$ -	$ 57,397	96%		$ 1,081,339	27%
Other	-	-	-	278	-	(278)			545	
Total Expenditures	$ 1,425,708	$ -	$ 1,425,708	$ 1,368,589	$ -	$ 57,119	96%		$ 1,081,884	27%
REVENUE OVER (UNDER) EXPENDITURES	$ 139,399	$ -	$ 139,399	$ 518,534					$ 333,253	
Beginning Fund Balance October 1			302,439	302,439					-	
Ending Fund Balance Current Month			$ 441,838	$ 820,973					$ 333,253	

TOWN OF PROSPER, TEXAS
MONTHLY FINANCIAL REPORT
August 31, 2021
Expected Year to Date Percent 91.66%

FIRE CONTROL, PREVENTION, AND EMERGENCY MEDICAL SERVICES SEPCIAL PURPOSE DISTRICT

	Original Budget	Budget Adjustment	Amended Budget	Current Year YTD Actual	Current Year Encumbrances	Current Remaining Budget Balance	YTD Percent	Note	Prior Year YTD Actual	Change from Prior Year
REVENUES										
Sales Tax - Town	$ 1,564,807	$ -	$ 1,564,807	$ 1,879,724	$ -	$ (314,917)	120%		$ 1,411,908	33%
Interest Income	-	-	-	548	-	(548)			-	
Other	-	-	-	-	-	-			-	
Total Revenue	$ 1,564,807	$ -	$ 1,564,807	$ 1,880,272	$ -	$ (315,465)	120%		$ 1,411,908	33%
EXPENDITURES										
Personnel	$ 1,490,812	$ -	$ 1,490,812	$ 1,500,835	$ -	$ (10,023)	101%		$ 1,253,769	20%
Other	-	-	-	278	-	(278)			545	
Total Expenditures	$ 1,490,812	$ -	$ 1,490,812	$ 1,501,113	$ -	$ (10,301)	101%		$ 1,254,314	20%
REVENUE OVER (UNDER) EXPENDITURES	$ 73,995	$ -	$ 73,995	$ 379,159					$ 157,594	
Beginning Fund Balance October 1			203,982	203,982					-	
Ending Fund Balance Current Month			$ 277,977	$ 583,141					$ 157,594	

TOWN OF PROSPER, TEXAS
MONTHLY FINANCIAL REPORT
August 31, 2021
Expected Year to Date Percent 91.66%

VEHICLE AND EQUIPMENT REPLACEMENT FUND

	Original Budget	Budget Adjustment	Amended Budget	Current Year YTD Actual	Current Year Encumbrances	Current Remaining Budget Balance	YTD Percent	Note	Prior Year YTD Actual	Change from Prior Year
REVENUES										
Grant Revenue	$ -	$ -	$ -	$ -	$ -	$ -			$ -	
Other Reimbursements	139,000	-	139,000	308,637	-	(169,637)	222%	2	75,429	309%
Interest Income	20,000	-	20,000	25,029	-	(5,029)	125%		56,272	-56%
Charges for Services	1,478,505	-	1,478,505	811,766	-	666,739	55%		1,854,125	-56%
Total Revenue	$ 1,637,505	$ -	$ 1,637,505	$ 1,145,432	$ -	$ 492,073	70%		$ 1,985,826	-42%
EXPENDITURES										
Vehicle Replacement	$ 861,946	$ -	$ 861,946	$ 471,361	$ 399,725	$ (9,139)	101%	1	$ 1,081,541	-56%
Equipment Replacement	436,559	-	436,559	223,517	196,402	16,639	96%	1	25,948	761%
Technology Replacement	99,080	-	99,080	36,379	-	62,701	37%	1	80,362	-55%
Total Expenditures	$ 1,397,585	$ -	$ 1,397,585	$ 731,257	$ 596,127	$ 70,201	95%		$ 1,187,852	-38%
REVENUE OVER (UNDER) EXPENDITURES	$ 239,920	$ -	$ 239,920	$ 414,174					$ 797,974	
Beginning Fund Balance October 1			3,741,880	3,741,880					2,337,780	
Ending Fund Balance Current Month			$ 3,981,800	$ 4,156,054					$ 3,135,754	

Notes

1 Funds have been encumbered for this year's replacement vehicles, equipment, or technology.

2 Includes proceeds from auctioned vehicles.

TOWN OF PROSPER, TEXAS
MONTHLY FINANCIAL REPORT
August 31, 2021
Expected Year to Date Percent 91.66%

STORM DRAINAGE UTILITY FUND

	Original Budget	Budget Adjustment	Amended Budget	Current Year YTD Actual	Current Year Encumbrances	Current Remaining Budget Balance	YTD Percent	Note	Prior Year YTD Actual	Change from Prior Year
REVENUES										
Storm Drainage Utility Fee	$ 705,000	$ -	$ 705,000	$ 671,952	$ -	$ 33,048	95%		$ 611,181	10%
Drainage Review Fee	6,000	-	6,000	6,370	-	(370)	106%	2	1,710	273%
Interest Income	4,200	-	4,200	3,875	-	325	92%		7,906	-51%
Other Revenue	-	-	-	-	-	-			-	
Total Revenue	$ 715,200	$ -	$ 715,200	$ 682,197	$ -	$ 33,003	95%		$ 620,797	10%
EXPENDITURES										
Personnel Services	$ 171,051	$ -	$ 171,051	$ 149,328	$ -	$ 21,723	87%		$ 152,619	-2%
Debt Service	245,592	-	245,592	245,592	-	-	100%	3	248,641	-1%
Operating Expenditures	26,700	106,083	132,783	53,016	66,282	13,485	90%	1	12,902	311%
Transfers Out	104,926	(6,083)	98,843	90,606	-	8,237	92%		91,790	-1%
Total Expenses	$ 548,269	$ 100,000	$ 648,269	$ 538,542	$ 66,282	$ 43,446	93%		$ 505,952	6%
REVENUE OVER (UNDER) EXPENDITURES	$ 166,931	$ (100,000)	$ 66,931	$ 143,655					$ 114,844	
Beginning Working Capital October 1			632,579	632,579					151,834	
Ending Working Capital Current Month			$ 699,510	$ 776,234					$ 266,678	

Notes

1 Frontier Park/Lakes of Prosper Drainage Channel project has been encumbered

2 Drainage Review Fees are paid as review is needed.

3 Annual debt service payments are made in February and August.

TOWN OF PROSPER, TEXAS
MONTHLY FINANCIAL REPORT
August 31, 2021
Expected Year to Date Percent 91.66%

PARK DEDICATION AND IMPROVEMENT FUNDS

	Original Budget	Budget Adjustment	Amended Budget	Current Year YTD Actual	Current Year Encumbrances	Current Remaining Budget Balance	YTD Percent	Note	Prior Year YTD Actual	Change from Prior Year
REVENUES										
Park Dedication-Fees	$ 200,000	$ -	$ 200,000	$ 19,946	$ -	$ 180,054	10%		$ -	
Park Dedication - Transfers In	-	-	-	392,217	-	(392,217)		2	-	
Park Improvements	100,000	-	100,000	123,370	-	(23,370)	123%		-	
Contributions/Grants	500,000	-	500,000	500,000	-	-	100%		-	
Interest-Park Dedication	8,000	-	8,000	11,155	-	(3,155)	139%		25,813	-57%
Interest-Park Improvements	7,500	-	7,500	7,229	-	271	96%		22,335	-68%
Total Revenue	$ 815,500	$ -	$ 815,500	$ 1,053,917	$ -	$ (238,417)	129%		$ 48,148	2089%
EXPENDITURES										
Developer Reimbursement-Park Imp	$ -	$ -	$ -	$ -	$ -	$ -			$ -	
Hike & Bike Master Plan	-	2,594	2,594	2,594	-	-			53,593	-95%
Cockrell Park Trail Connection	510,799	107,645	618,444	421,551	11,500	185,393	70%	1	20,665	
Hays Park	369,201	28,074	423,529	172,317	244,815	6,398	98%	1	3,761	
Pecan Grove H&B Trail	30,000	-	30,000	-	-	30,000	0%		-	
Pecan Grove	575,000	-	575,000	-	-	575,000	0%		-	
Capital	250,000	-	250,000	-	-	250,000	0%		-	
Transfers Out	-	-	-	-	-	-			-	
Total Expenses	$ 1,735,000	$ 138,313	$ 1,899,568	$ 596,462	$ 256,315	$ 1,046,791	45%		$ 78,019	665%
REVENUE OVER (UNDER) EXPENDITURES	$ (919,500)	$ (138,313)	$ (1,084,068)	$ 457,455					$ (29,870)	
Beginning Fund Balance October 1			2,660,035	2,660,035					1,857,785	
Ending Fund Balance Current Month			$ 1,575,967	$ 3,117,490					$ 1,827,915	

Notes

1 Funds have been encumbered for this capital project.

2 Includes a transfer from CIP of the balance of funds used for the purchase of land for the future Parks/Public Works facility in FY 2019-20.

TOWN OF PROSPER, TEXAS
MONTHLY FINANCIAL REPORT
August 31, 2021
Expected Year to Date Percent 91.66%

TIRZ #1 - BLUE STAR

	Original Budget	Budget Adjustment	Amended Budget	Current Year YTD Actual	Current Remaining Budget Balance	YTD Percent	Note	Prior Year YTD Actual	Change from Prior Year
REVENUES									
Impact Fee Revenue:									
Water Impact Fees	$ -	$ -	$ -	$ 34,916	$ (34,916)			$ 294,810	-88%
Wastewater Impact Fees	-	-	-	25,702	(25,702)			189,442	-86%
East Thoroughfare Impact Fees	1,000,000	-	1,000,000	155,963	844,037	16%		1,100,053	-86%
Property Taxes - Town (Current)	554,473	-	554,473	492,446	62,027	89%		386,349	27%
Property Taxes - Town (Rollback)	-	-	-	-	-			28,840	-100%
Property Taxes - County (Current)	133,249	-	133,249	116,706	16,543	88%		92,846	26%
Sales Taxes - Town	562,344	-	562,344	598,288	(35,944)	106%		468,864	28%
Sales Taxes - EDC	470,962	-	470,962	501,066	(30,104)	106%		392,673	28%
Investment Income	2,000	-	2,000	4,348	(2,348)	217%		20,356	-79%
Transfer In	-	-	-	-	-			-	
Total Revenue	$ 2,723,028	$ -	$ 2,723,028	$ 1,929,436	$ 793,592	71%		$ 2,974,234	-35%
EXPENDITURES									
Professional Services	$ -	$ -	$ -	$ -	$ -			-	
Developer Rebate	2,723,028	-	2,723,028	1,691,790	1,031,238	62%		2,840,581	-40%
Transfers Out	-	-	-	-				-	
Total Expenses	$ 2,723,028	$ -	$ 2,723,028	$ 1,691,790	$ 1,031,238	62%		$ 2,840,581	-40%
REVENUE OVER (UNDER) EXPENDITURES			$ -	$ 237,646				$ 133,653	
Beginning Fund Balance October 1			301,260	301,260				213,282	
Ending Fund Balance Current Month			$ 301,260	$ 538,906				$ 346,935	

TOWN OF PROSPER, TEXAS
MONTHLY FINANCIAL REPORT
August 31, 2021
Expected Year to Date Percent 91.66%

TIRZ #2 - MATTHEWS SOUTHWEST

	Original Budget	Budget Adjustment	Amended Budget	Current Year YTD Actual	Current Remaining Budget Balance	YTD Percent	Note	Prior Year YTD Actual	Change from Prior Year
REVENUES									
Property Taxes - Town (Current)	$ 10,350	$ -	$ 10,350	$ 10,901	$ (551)	105%		$ 12,633	-14%
Property Taxes - Town (Rollback)	-	-	-	-	-	0%		-	
Property Taxes - County (Current)	2,487	-	2,487	2,583	(96)	104%		3,137	-18%
Sales Taxes - Town	10	-	10	-	10	0%		8	-100%
Sales Taxes - EDC	10	-	10	-	10	0%		8	-100%
Investment Income	150	-	150	194	(44)	130%		498	-61%
Total Revenue	$ 13,007	$ -	$ 13,007	$ 13,679	$ (672)	105%		$ 16,283	-16%
EXPENDITURES									
Professional Services	$ -	$ -	$ -	$ -	-			$ -	
Developer Rebate	13,007	-	13,007	13,771	(764)	106%		16,504	-17%
Transfers Out	-	-	-	-	-			-	
Total Expenditures	$ 13,007	$ -	$ 13,007	$ 13,771	$ (764)	106%		$ 16,504	-17%
REVENUE OVER (UNDER) EXPENDITURES			$ -	$ (92)				$ (220)	
Beginning Fund Balance October 1			25,189	25,189				25,922	
Ending Fund Balance Current Month			$ 25,189	$ 25,097				$ 25,702	

TOWN OF PROSPER, TEXAS
MONTHLY FINANCIAL REPORT
August 31, 2021

WATER IMPACT FEES FUND

	Project Budget	Current Year Original Budget	Current Year Budget Adjustment	Current Year Amended Budget	Current Year Actual	Current Year Encumbrances	Current Remaining Budget Balance	Prior Years Expenditure	Project Budget Balance
REVENUES									
Impact Fees Water		$ 2,500,000	$ -	$ 2,500,000	$ 5,437,333				
Interest		12,000	-	12,000	44,441				
Total Revenues		$ 2,512,000	$ -	$ 2,512,000	$ 5,481,774				
EXPENDITURES									
Developer Reimbursements									
Parks at Legacy Developer Reimb	140,000	140,000	-	140,000	8,111	-	131,889		131,889
Star Trail Developer Reimb	300,000	300,000	-	300,000	-	-	300,000		300,000
Victory at Frontier Developer Reimb	-	-	-	-	40,499	-	(40,499)		(40,499)
Westisde Developer Reimb	-	-	-	-	199,686	-	(199,686)		(199,686)
TVG Windsong Developer Reimb	400,000	400,000	-	400,000	84,536	-	315,464		315,464
Total Developer Reimbursements	$ 840,000	$ 840,000	$ -	$ 840,000	$ 332,832	$ -	$ 507,168	$ -	$ 507,168
Capital Expenditures									
County Line Elevated Storage	628,823	-	244	244	244	-	-	628,823	-
Lower Pressure Plane Easements	1,000,000	1,000,000	-	1,000,000	-	-	1,000,000	-	1,000,000
24" Water Line County Line EST/DNT	1,004,850	-	54,419	54,419	-	54,419	-	894,437	110,413
Total Projects	$ 2,633,673	$ 1,000,000	$ 54,663	$ 1,054,663	$ 244	$ 54,419	$ 1,000,000	$ 1,523,260	$ 1,110,413
Total Expenditures	$ 3,473,673	$ 1,840,000	$ 54,663	$ 1,894,663	$ 333,076	$ 54,419	$ 1,507,168	$ 1,523,260	$ 1,617,581
REVENUE OVER (UNDER) EXPENDITURES				$ 617,337	$ 5,148,698				
Beginning Fund Balance October 1				4,271,873	4,271,873				
Ending Fund Balance Current Month				$ 4,889,210	$ 9,420,571				

TOWN OF PROSPER, TEXAS
MONTHLY FINANCIAL REPORT
August 31, 2021

WASTEWATER IMPACT FEES FUND

	Project Budget	Current Year Original Budget	Current Year Budget Adjustment	Current Year Amended Budget	Current Year Actual	Current Year Encumbrances	Current Remaining Budget Balance	Prior Years Expenditure	Project Budget Balance
REVENUES									
Impact Fees Wastewater		$ 850,000	$ -	$ 850,000	$ 2,981,535				
Interest		12,000	-	12,000	24,970				
Upper Trinity Equity Fee		200,000	-	200,000	442,500				
Total Revenues		$ 1,062,000	$ -	$ 1,062,000	$ 3,449,005				
EXPENDITURES									
Developer Reimbursements									
TVG Westside Utility Developer Reimb	250,000	250,000	-	250,000	200,427	-	49,573		49,573
Prosper Partners Utility Developer Reimb	200,000	200,000	-	200,000	358,255	-	(158,255)		(158,255)
Frontier Estates Developer Reimb	50,000	50,000	-	50,000	41,282	-	8,718		8,718
LaCima Developer Reimb	50,000	50,000	-	50,000	-	-	50,000		50,000
LaCima #2 Interceptor Agreement	-	-	-	-	227,064	-	(227,064)		(227,064)
Brookhollow Developer Reimb	25,000	25,000	-	25,000	419,438	-	(394,438)		(394,438)
TVG Windsong Developer Reimb	200,000	200,000	-	200,000	566,089	-	(366,089)		(366,089)
All Storage Developer Reimb	15,000	15,000	-	15,000	27,090	-	(12,090)		(12,090)
Legacy Garden Developer Reimb	100,000	100,000	-	100,000	21,856	-	78,144		78,144
Total Developer Reimbursements	$ 890,000	$ 890,000	$ -	$ 890,000	$ 1,861,501	$ -	$ (971,501)	$ -	$ (971,501)
Capital Expenditures									
Doe Branch Parallel Interceptor	5,000,000	1,500,000	-	1,500,000	-	-	1,500,000		1,500,000
Total Projects	$ 5,000,000	$ 1,500,000	$ -	$ 1,500,000	$ -	$ -	$ 1,500,000	$ -	$ 1,500,000
Total Expenditures	$ 5,890,000	$ 2,390,000	$ -	$ 2,390,000	$ 1,861,501	$ -	$ 528,499	$ -	$ 528,499
REVENUE OVER (UNDER) EXPENDITURES				$ (1,328,000)	$ 1,587,504				
Beginning Fund Balance October 1				2,792,362	2,792,362				
Ending Fund Balance Current Month				$ 1,464,362	$ 4,379,866				

TOWN OF PROSPER, TEXAS
MONTHLY FINANCIAL REPORT
August 31, 2021

THOROUGHFARE IMPACT FEES FUND

	Project Budget	Current Year Original Budget	Current Year Budget Adjustment	Current Year Amended Budget	Current Year Actual	Current Year Encumbrances	Current Remaining Budget Balance	Prior Years Expenditure	Project Budget Balance
REVENUES									
East Thoroughfare Impact Fees		$ 1,000,000	$ -	$ 1,000,000	$ 1,791,952				
East Thoroughfare Other Revenue		-	-	-	-				
West Thoroughfare Impact Fees		2,500,000	-	2,500,000	6,101,923				
West Thoroughfare Other Revenue		-	-	-	-				
Interest-East Thoroughfare Impact Fees		8,000	-	8,000	16,661				
Interest-West Thoroughfare Impact Fees		10,000	-	10,000	35,443				
Total Revenues		$ 3,518,000	$ -	$ 3,518,000	$ 7,945,979				
EXPENDITURES									
East									
Developer Reimbursement - Tanners Mill	300,000	300,000	-	300,000	435,697	-	(135,697)	-	(135,697)
Prosper Trail (Coit-Custer)	810,000	-	-	-	-	-	-	610,000	200,000
Coit Road (First-Frontier)	1,289,900	-	364,755	364,755	-	364,755	-	925,145	-
FM 1461 (SH289-CR 165)	175,000	-		175,000	77,074	-	97,927	-	97,927
Coleman Median Landscape (Talon-Victory)	350,000	350,000	-	29,975	16,325	13,650	-	-	320,025
Traffic Signal - Coit & Richland	409,318	298,196	111,122	409,318	340,720	11,798	56,800	50,795	6,005
Transfer to Capital Project Fund	-	-	-	-	320,025	-	(320,025)	-	-
Total East	$ 3,334,218	$ 948,196	$ 475,876	$ 1,279,048	$ 1,189,840	$ 390,203	$ (300,995)	$ 1,585,940	$ 488,260
West									
Parks at Legacy Developer Reimb	300,000	300,000	-	300,000	656,077	-	(356,077)	-	(356,077)
Star Trail Developer Reimb	1,000,000	1,000,000	-	1,000,000	337,750	-	662,250	-	662,250
Tellus Windsong Developer Reimb	1,250,000	1,250,000	-	1,250,000	-	-	1,250,000	-	1,250,000
Legacy Garden Developer Reimb	75,000	75,000	-	75,000	81,994	-	(6,994)	-	(6,994)
Cook Lane (First - End)	1,525,000	667,822	8,458	78,938	18,480	5,778	54,681	1,333,884	166,858
Traffic Signal - Fishtrap & Teel	400,000	400,000	40,820	43,002	16,635	-	26,367	367,600	15,765
Traffic Signal - Fishtrap & Gee	300,000	205,658	50,890	256,548	205,594	9,064	41,890	43,565	41,777
Traffic Signal - Fishtrap/Artesia	237,500	237,500	-	237,500	-	-	237,500	-	237,500
Teel - 380 Intersection Improvements	275,000	275,000	54,017	329,017	31,743	22,275	275,000	41,968	179,015
Total West	$ 5,362,500	$ 4,410,980	$ 154,185	$ 3,570,005	$ 1,348,273	$ 37,116	$ 2,184,616	$ 1,787,017	$ 2,190,094
Total Expenditures	$ 8,696,718	$ 5,359,176	$ 630,061	$ 4,849,053	$ 2,538,113	$ 427,319	$ 1,883,621	$ 3,372,957	$ 2,678,354
REVENUE OVER (UNDER) EXPENDITURES				$ (1,331,053)	$ 5,407,866				
Beginning Fund Balance October 1				5,092,452	5,092,452				
Ending Fund Balance Current Month				$ 3,761,399	$ 10,500,318				

TOWN OF PROSPER, TEXAS
MONTHLY FINANCIAL REPORT
August 31, 2021
Expected Year to Date Percent 91.66%

SPECIAL REVENUE FUNDS

	Original Budget	Budget Adjustment	Amended Budget	Current Year YTD Actual	Current Year Encumbrances	Current Remaining Budget Balance	YTD Percent	Note	Prior Year YTD Actual	Change from Prior Year
Police Donation Revenue	$ 13,500	$ -	$ 13,500	$ 13,000	$ -	$ 500	96%		$ 12,515	4%
Fire Donation Revenue	13,500	-	13,500	13,410	-	90	99%		12,349	9%
Child Safety Revenue	10,000	-	10,000	10,623	-	(623)	106%		9,616	10%
Court Security Revenue	7,000	-	7,000	7,755	-	(755)	111%		6,965	11%
Court Technology Revenue	8,200	-	8,200	6,637	-	1,563	81%		7,337	-10%
Municipal Jury revenue	-	-	-	146	-	(146)			77	90%
Interest Income	2,400	-	2,400	3,632	-	(1,232)	151%		7,141	-49%
Interest Income CARES Funds	-	-	-	1,950	-	295			3,576	-108%
Tree Mitigation	-	-	-	339,213	-	(339,213)			144,863	134%
Miscellaneous	-	-	-	3,111	-	(3,111)			12,074	-74%
CARES Act Funding	-	662,567	662,567	4,464,534	-	(3,801,967)	674%	1	1,352,242	230%
Transfer In	-	-	-	-	-	-			-	
Total Revenue	$ 54,600	$ 662,567	$ 717,167	$ 4,861,766	$ -	$ (4,144,599)	678%		$ 1,568,755	210%
EXPENDITURES										
LEOSE Expenditure	$ -	$ -	$ -	$ 2,500	$ -	$ (2,500)			$ -	
Court Technology Expense	25,700	-	25,700	1,560	22,155	1,985	92%		9,640	-84%
Court Security Expense	18,528	-	18,528	4,235	7,400	6,893	63%		1,141	271%
Police Donation Expense	12,018	-	12,018	10,318	-	1,700	86%		51,669	-80%
Fire Donation Expense	5,000	4,157	9,157	7,446	-	1,711	81%		6,505	14%
Child Safety Expense	5,000	-	5,000	-	-	5,000	0%		575	
Tree Mitigation Expense	200,000	-	200,000	-	-	200,000	0%		-	
Police Seizure Expense	5,000	-	5,000	4,250	-	750	85%		9,284	-54%
CARES Act Funding	-	1,288,031	1,288,031	1,420,316	-	(132,285)	110%	1	249,633	469%
Total Expenses	$ 271,246	$ 1,292,189	$ 1,563,435	$ 1,450,625	$ 29,555	$ 83,255	93%		$ 328,447	342%
REVENUE OVER (UNDER) EXPENDITURES	$ (216,646)	$ (629,621)	$ (846,267)	$ 3,411,141					$ 1,240,308	
Beginning Fund Balance October 1			567,535	567,535					1,755,882	
Ending Fund Balance Current Month			$ (278,732)	$ 3,978,676					$ 2,996,190	

Notes

1 CARES Act Funds must be spent by December 30, 2020. YTD actual includes interest earnings and remaining cash at 9/30/20 which were not accounted for in revised budget. First round of American Rescue Plan Act (ARPA) funds received in August 2021.

TOWN OF PROSPER, TEXAS
MONTHLY FINANCIAL REPORT
August 31, 2021

CAPITAL PROJECTS FUND - GENERAL

	Project Budget	Current Year Original Budget	Current Year Budget Adjustment	Current Year Amended Budget	Current Year Actual	Current Year Encumbrances	Current Remaining Budget Balance	Prior Years Expenditure	Project Budget Balance
REVENUES									
Grants		$ -	$ -	$ -	$ -				
Bond Proceeds		9,000,000	40,000,000	49,000,000	-				
Interest		-	-	-	32,661				
Other Revenue		-	-	-	79,338				
Transfers In - General Fund		-	-	4,234,521	2,909,585				
Transfers In - Impact Fee Funds		-	-	-	-				
Transfers In - Bond Funds		-	-	-	17,226,040				
Total Revenues		$ 9,000,000	$ 40,000,000	$ 53,234,521	$ 20,247,624				
EXPENDITURES									
Frontier Parkway BNSF Overpass	5,750,000	5,750,000	-	5,750,000	5,205,988	-	544,012	-	544,012
West Prosper Roads	14,729,002	202,608	7,155	7,155	187,352	47,154	(227,351)	13,787,790	706,706
BNSF Quiet Zone First/Fifth	145,000	145,000	-	145,000	17,146	668	127,186	-	127,186
Prosper Trail (Coit-Custer) 2 Lanes	6,422,068	753,121	5,246,879	6,010,548	3,632,627	1,197,068	1,180,853	564,420	1,027,953
Prosper Trail (Kroger - Coit)	4,869,055	45,650	100,252	100,252	19,839	-	80,414	4,680,445	168,771
First St (DNT to Coleman)	2,786,567	-	720,317	545,007	211,415	335,592	(2,000)	1,171,465	1,068,095
Fishtrap (Elem-DNT) 4 Lanes	16,450,000	-	19,582,445	19,582,445	343,129	259,205	18,980,111	462,685	15,384,981
First St (Coit-Custer) 4 Lanes	1,885,000	-	1,377,775	1,377,775	377,736	156,750	843,289	537,875	812,639
Fishtrap, Segment 4 (Middle-Elem)	2,750,000	2,750,000	-	2,750,000	393,876	2,345,303	10,821	-	10,821
Coit Rd at US 380 Right Turn Lane	200,000	56,899	-	25,997	49,999	-	(24,002)	143,101	6,900
Cook Lane (First-End)	5,002,370	1,779,856	(102,630)	1,677,226	1,536,054	-	141,172	2,474,507	991,809
Victory Way (Coleman-Frontier)	2,500,000	2,318,812	1,066,321	1,301,735	1,034,093	3,209	264,433	1,250,690	212,009
Fishtrap (Teel Intersection Improvements)	1,550,000	87,814	10,390	98,204	5,827	-	92,377	1,435,794	108,379
Prosper Trail/DNT Intersection Improvements	2,113,000	2,046,676	-	2,046,676	1,096,283	950,393	(0)	66,324	(0)
Fishtrap Section 1 & 4	778,900	-	636,400	67,200	37,500	10,500	19,200	686,308	44,592
Acacia Parkway	1,122,782	124,780	100,000	100,000	52,528	-	47,472	978,680	91,574
Total Street Projects	$ 69,053,744	$ 16,061,216	$ 28,745,304	$ 41,585,219	$ 14,201,391	$ 5,305,842	$ 22,077,987	$ 28,240,084	$ 21,306,427
US 380 Median Lighting	485,000	18,948	291,559	310,506	286,913	4,646	18,948	174,494	18,947
Traffic Signal Coit/First	306,299	19,500	-	19,500	-	19,500	-	286,799	0
Traffic Signal Fishtrap/Teel	34,100	-	9,837	9,837	6,765	-	3,072	24,263	3,072
Total Traffic Projects	$ 825,399	$ 38,448	$ 301,396	$ 339,843	$ 293,678	$ 24,146	$ 22,020	$ 485,556	$ 22,020
Downtown Monument	455,000	455,000	452,500	452,500	115,566	132,891	204,043	2,500	204,043
Turf Irrigation SH289	68,000	19,065	48,935	68,000	48,935	-	19,065	-	19,065
US 380 Median Design (Green Ribbon)	821,250	1,550	14,350	15,900	10,450	3,900	1,550	55,350	751,550
Whitley Place H&B Trail Extension	180,000	-	2,125	2,125	504	2,125	(504)	169,513	7,859
Whitley Place H&B Trail Extension (Pwr line Esmnt)	280,000	264,275	4,725	269,000	221,967	2,235	44,798	11,000	44,798
Tanner's Mill Phase 2 Design	200,000	-	200,000	200,000	1,800	76,500	121,700	11,000	110,700
Lakewood Preserve, Phase 2	2,000,000	-	2,000,000	2,000,000	-	-	2,000,000	11,000	1,989,000
Pecan Grove Ph II	67,000	67,000	43,150	59,210	6,200	45,404	7,606	7,790	7,606
Total Park Projects	$ 4,071,250	$ 806,890	$ 2,765,785	$ 3,066,735	$ 405,423	$ 263,055	$ 2,398,258	$ 268,153	$ 982,517
Westside Radio Tower	500,000	500,000	-	500,000	500,000	-	-	-	-
Station #3 Quint Engine	1,350,000	-	1,350,000	1,350,000	-	-	1,350,000	-	1,350,000
Station #3 Ambulance	460,000	-	460,000	460,000	-	-	460,000	-	460,000
Public Safety Complex, Phase 1	1,485,845	77,571	-	77,571	4,434	-	73,137	1,481,411	-
Public Safety Complex, Phase 1-Dev Costs	52,078	497,922	-	497,922	-	-	497,922	52,078	-
Public Safety Complex, Phase 1-Construction	12,416,116	269,794	287,201	489,335	259,646	-	229,688	12,156,470	(0)
Public Safety Complex, Phase 1-FFE	1,184,867	361,952	284,519	284,519	321,542	18,832	(55,854)	839,050	5,444
Public Safety Complex, Phase 2-Design	1,605,000	-	1,605,000	1,605,000	614,863	940,752	49,385	-	49,385
Public Safety Complex, Phase 2-Dev Costs	820,000	-	820,000	820,000	8,250	-	811,750	-	811,750
Public Safety Complex, Phase 2-Construction	14,300,000	-	14,300,000	14,300,000	329	-	14,299,671	-	14,299,671
Public Safety Complex, Phase 2-FFE	1,275,000	-	1,275,000	1,275,000	-	-	1,275,000	-	1,275,000
Total Facility Projects	$ 35,448,906	$ 1,707,239	$ 20,381,720	$ 21,659,347	$ 1,709,064	$ 959,584	$ 18,990,699	$ 14,529,009	$ 18,251,249
Transfer Out	-	-	-	-	422,529	-	-	-	-
Total Expenditures	$ 109,399,299	$ 18,613,792	$ 52,194,204	$ 66,651,144	$ 17,032,084	$ 6,552,626	$ 43,488,963	$ 43,522,801	$ 40,562,213
REVENUE OVER (UNDER) EXPENDITURES				$ (13,416,623)	$ 3,215,540				
Beginning Fund Balance October 1				21,346,095	21,346,095				
Ending Fund Balance Current Month				$ 7,929,472	$ 24,561,635				

TOWN OF PROSPER, TEXAS
MONTHLY FINANCIAL REPORT
August 31, 2021

CAPITAL PROJECTS FUND-WATER/SEWER

	Project Budget	Current Year Original Budget	Current Year Budget Adjustment	Current Year Amended Budget	Current Year Actual	Current Year Encumbrances	Current Remaining Budget Balance	Prior Year Expenditure	Project Budget Balance
REVENUES									
Interest Income		$ -	$ -	$ -	$ 25,759				
Bond Proceeds		1,000,000	-	1,000,000	-				
Transfers In		-	-	-	30,312				
Transfers In - Impact Fee Funds		-	-	-	-				
Transfers In - Bond Funds		-	-	-	1,931,978				
Total Revenues		$ 1,000,000	$ -	$ 1,000,000	$ 1,988,049				
EXPENDITURES									
Lower Pressure Plane Pump Station Design	1,585,100	-	526,676	526,676	63,044	463,803	(171)	1,053,537	4,716
Fishtrap EST (South)	6,433,700	1,228,834	738,535	1,132,692	572,631	187,924	372,137	5,666,708	6,437
Water Supply Line Phase I	12,176,852	-	134,739	37,227	11,300	37,227	(11,300)	11,925,074	203,251
Custer Rd Meter Station/Water Line Relocation	3,866,832	3,550,327	-	3,550,327	3,401,659	116,069	32,598	316,505	32,598
Church/Parvin WW Reconstruction	100,000	7,300	10,905	18,205	10,905	-	7,300	89,095	(0)
E-W Collector (Cook-DNT)	695,775	319,396	(15,000)	304,396	199,615	5,400	99,382	347,609	143,152
Broadway (Parvin-Craig)	150,000	150,000	-	150,000	-	-	150,000	-	150,000
Fishtrap (Elem-DNT) Legacy Water Line	15,000	-	15,000	15,000	-	-	15,000	-	15,000
Total Water & Wastewater Projects	$ 25,008,259	$ 5,255,858	$ 1,395,855	$ 5,719,524	$ 4,259,154	$ 810,424	$ 649,946	$ 19,398,528	$ 540,154
Old Town Drainage	715,000	307,718	271,200	578,918	315,496	13,355	250,067	286,060	100,090
Coleman Rd Drainage	400,000	400,000	-	400,000	-	-	400,000	-	400,000
Old Town Regional Pond #2	385,000	385,000	-	385,000	2,572	45,751	336,677	-	336,677
Old Town Drainage Broadway Design & Construction	641,686	1,761	299,211	300,972	343,856	22,495	(65,379)	265,095	10,240
Total Drainage Projects	$ 2,141,686	$ 1,094,479	$ 570,411	$ 1,664,890	$ 661,924	$ 81,601	$ 921,365	$ 551,155	$ 847,007
Transfer out	-	-	-	-	-	-	-		
Total Expenses	$ 27,149,945	$ 6,350,336	$ 1,966,266	$ 7,384,413	$ 4,921,077	$ 892,024	$ 1,571,311	$ 19,949,683	$ 1,387,160
				$ (6,384,413)	$ (2,933,029)				
Beginning Working Capital October 1				21,545,196	21,545,196				
Ending Working Capital Current Month				$ 15,160,783	$ 18,612,167				

Account Number	Description	Current Year Adopted Budget	Current Year Amendments	Current Year Amended Budget	Current YTD Actual	Current Month Actual	Encumbrances	Percent YTD %	Current Remaining Budget
Fund number: 100	**GENERAL**								
100-4035-10-00	3% Construction Fee	(300,000.00)		(300,000.00)	(1,086,303.85)	(616.22)		362.10	786,303.85
100-4061-10-00	Notary Fees	(175.00)		(175.00)	(270.00)	(5.00)		154.29	95.00
	Subtotal object - 04	(300,175.00)		(300,175.00)	(1,086,573.85)	(621.22)		361.98	786,398.85
100-4105-10-00	Property Taxes -Delinquent	(150,000.00)		(150,000.00)	(185,110.89)	(145.38)		123.41	35,110.89
100-4110-10-00	Property Taxes -Current	(18,011,167.00)		(18,011,167.00)	(18,295,680.36)	(14,584.49)		101.58	284,513.36
100-4111-10-00	VIT Motor Vehicle Tax	(10,000.00)		(10,000.00)	(1,443.45)			14.44	(8,556.55)
100-4115-10-00	Taxes -Penalties	(75,000.00)		(75,000.00)	(91,748.68)	(464.34)		122.33	16,748.68
100-4120-10-00	Sales Taxes	(5,733,141.00)		(5,733,141.00)	(7,067,581.26)	(850,780.37)		123.28	1,334,440.26
100-4130-10-00	Sales Tax-Mixed Beverage	(60,000.00)		(60,000.00)	(84,169.90)	(8,921.83)		140.28	24,169.90
100-4140-10-00	Franchise Taxes - Electric	(930,800.00)		(930,800.00)	(593,834.00)			63.80	(336,966.00)
100-4150-10-00	Franchise Taxes - Telephone	(130,000.00)		(130,000.00)	(23,600.20)	(4,091.62)		18.15	(106,399.80)
100-4160-10-00	Franchise Taxes - Gas	(165,000.00)		(165,000.00)	(177,186.11)			107.39	12,186.11
100-4170-10-00	Franchise Taxes - Road Usage	(140,000.00)		(140,000.00)	(156,712.78)	(7,418.72)		111.94	16,712.78
100-4185-10-00	Franchise Fee - W/S Fund	(362,075.00)		(362,075.00)	(331,902.12)	(30,172.92)		91.67	(30,172.88)
100-4190-10-00	Franchise Fee-Cable	(65,000.00)		(65,000.00)	(46,877.45)	(15,405.20)		72.12	(18,122.55)
	Subtotal object - 04	(25,832,183.00)		(25,832,183.00)	(27,055,847.20)	(931,984.87)		104.74	1,223,664.20
100-4202-10-00	NTTA Tag Sales	(150.00)		(150.00)	(80.00)			53.33	(70.00)
100-4203-10-00	New Cingular Tower Lease	(24,600.00)		(24,600.00)	(22,816.17)	(2,101.25)		92.75	(1,783.83)
100-4218-10-00	Administrative Fees-EDC	(15,000.00)		(15,000.00)	(13,750.00)	(1,250.00)		91.67	(1,250.00)
100-4230-10-00	Other Permits	(2,000.00)		(2,000.00)	(3,535.00)			176.75	1,535.00
	Subtotal object - 04	(41,750.00)		(41,750.00)	(40,181.17)	(3,351.25)		96.24	(1,568.83)
100-4610-10-00	Interest Income	(85,000.00)		(85,000.00)	(132,245.52)	(16,180.93)		155.58	47,245.52
	Subtotal object - 04	(85,000.00)		(85,000.00)	(132,245.52)	(16,180.93)		155.58	47,245.52
100-4910-10-00	Other Revenue	(20,000.00)		(20,000.00)	(21,574.22)	(7,860.42)		107.87	1,574.22
100-4920-10-00	Lease Proceeds				(1.00)			-	1.00
100-4995-10-00	Transfer In/Out	(1,071,820.00)		(1,071,820.00)	(982,501.63)	(89,318.33)		91.67	(89,318.37)
	Subtotal object - 04	(1,091,820.00)		(1,091,820.00)	(1,004,076.85)	(97,178.75)		91.96	(87,743.15)
Program number:	DEFAULT PROGRAM	(27,350,928.00)		(27,350,928.00)	(29,318,924.59)	(1,049,317.02)		107.20	1,967,996.59
100-4060-10-07	NSF Fees				(25.00)			-	25.00
	Subtotal object - 04				(25.00)			-	25.00
100-4410-10-07	Court Fines	(400,000.00)		(400,000.00)	(256,870.63)	(22,993.97)		64.22	(143,129.37)
100-4425-10-07	Time Payment Fee Reimb				(525.00)	(30.00)		-	525.00
	Subtotal object - 04	(400,000.00)		(400,000.00)	(257,395.63)	(23,023.97)		64.35	(142,604.37)
Program number: 7	MUNICIPAL COURT	(400,000.00)		(400,000.00)	(257,420.63)	(23,023.97)		64.36	(142,579.37)
100-4930-10-99	Insurance Proceeds	(40,000.00)		(40,000.00)	(344.00)			0.86	(39,656.00)
	Subtotal object - 04	(40,000.00)		(40,000.00)	(344.00)			0.86	(39,656.00)
Program number: 99	NON-DEPARTMENTAL	(40,000.00)		(40,000.00)	(344.00)			0.86	(39,656.00)
Department number: 10	ADMINISTRATION	(27,790,928.00)		(27,790,928.00)	(29,576,689.22)	(1,072,340.99)		106.43	1,785,761.22
100-4230-20-01	Other Permits	(500.00)		(500.00)	(275.00)			55.00	(225.00)
	Subtotal object - 04	(500.00)		(500.00)	(275.00)			55.00	(225.00)
100-4440-20-01	Accident Reports	(1,200.00)		(1,200.00)	(1,077.00)	(5.00)		89.75	(123.00)
100-4450-20-01	Alarm Fee	(55,000.00)		(55,000.00)	(63,888.00)	(7,272.00)		116.16	8,888.00
	Subtotal object - 04	(56,200.00)		(56,200.00)	(64,965.00)	(7,277.00)		115.60	8,765.00
100-4510-20-01	Grants	(12,000.00)	(100,000.00)	(112,000.00)	(100,113.88)	(1,931.64)		89.39	(11,886.12)
	Subtotal object - 04	(12,000.00)	(100,000.00)	(112,000.00)	(100,113.88)	(1,931.64)		89.39	(11,886.12)
100-4910-20-01	Other Revenue	(5,000.00)		(5,000.00)	(801.25)			16.03	(4,198.75)
100-4930-20-01	Insurance Proceeds				(10,024.98)	(10,024.98)		-	10,024.98
	Subtotal object - 04	(5,000.00)		(5,000.00)	(10,826.23)	(10,024.98)		216.53	5,826.23
Program number: 1	OPERATIONS	(73,700.00)	(100,000.00)	(173,700.00)	(176,180.11)	(19,233.62)		101.43	2,480.11
Department number: 20	POLICE	(73,700.00)	(100,000.00)	(173,700.00)	(176,180.11)	(19,233.62)		101.43	2,480.11
100-4310-30-01	Charges for Services	(817,000.00)		(817,000.00)	(534,737.50)	(77,910.72)		65.45	(282,262.50)

	Subtotal object - 04	(817,000.00)		(817,000.00)	(534,737.50)	(77,910.72)	65.45	(282,262.50)
100-4411-30-01	CC Fire Assoc	(500.00)		(500.00)	(333.12)		66.62	(166.88)
	Subtotal object - 04	(500.00)		(500.00)	(333.12)		66.62	(166.88)
100-4510-30-01	Grants	(400,672.00)	(71,705.00)	(472,377.00)	(453,212.93)	(201,408.88)	95.94	(19,164.07)
	Subtotal object - 04	(400,672.00)	(71,705.00)	(472,377.00)	(453,212.93)	(201,408.88)	95.94	(19,164.07)
100-4910-30-01	Other Revenue				(13,839.60)		-	13,839.60
	Subtotal object - 04				(13,839.60)		-	13,839.60
Program number: 1	OPERATIONS	(1,218,172.00)	(71,705.00)	(1,289,877.00)	(1,002,123.15)	(279,319.60)	77.69	(287,753.85)
100-4315-30-05	Fire Review/Inspect Fees	(100,000.00)		(100,000.00)	(126,425.00)	(11,450.00)	126.43	26,425.00
	Subtotal object - 04	(100,000.00)		(100,000.00)	(126,425.00)	(11,450.00)	126.43	26,425.00
100-4930-30-05	Insurance Proceeds				(2,877.47)	(522.84)	-	2,877.47
	Subtotal object - 04				(2,877.47)	(522.84)	-	2,877.47
Program number: 5	MARSHAL	(100,000.00)		(100,000.00)	(129,302.47)	(11,972.84)	129.30	29,302.47
Department number: 30	FIRE	(1,318,172.00)	(71,705.00)	(1,389,877.00)	(1,131,425.62)	(291,292.44)	81.41	(258,451.38)
100-4017-40-01	Contractor Registration Fee	(80,000.00)		(80,000.00)	(85,600.00)	(4,900.00)	107.00	5,600.00
100-4060-40-01	NSF Fees				(75.00)	(50.00)	-	75.00
	Subtotal object - 04	(80,000.00)		(80,000.00)	(85,675.00)	(4,950.00)	107.09	5,675.00
100-4210-40-01	Building Permits	(2,561,400.00)	(1,552,642.00)	(4,114,042.00)	(5,719,685.15)	(912,755.58)	139.03	1,605,643.15
100-4230-40-01	Other Permits	(200,000.00)		(200,000.00)	(285,866.50)	(28,070.00)	142.93	85,866.50
100-4240-40-01	Plumb/Elect/Mech Permits	(45,000.00)		(45,000.00)	(61,210.50)	(8,124.00)	136.02	16,210.50
100-4242-40-01	Re-inspection Fees	(70,000.00)		(70,000.00)	(147,400.00)	(18,725.00)	210.57	77,400.00
	Subtotal object - 04	(2,876,400.00)	(1,552,642.00)	(4,429,042.00)	(6,214,162.15)	(967,674.58)	140.31	1,785,120.15
100-4910-40-01	Other Revenue	(15,000.00)		(15,000.00)	(73,543.75)	(3,619.57)	490.29	58,543.75
	Subtotal object - 04	(15,000.00)		(15,000.00)	(73,543.75)	(3,619.57)	490.29	58,543.75
Program number: 1	INSPECTIONS	(2,971,400.00)	(1,552,642.00)	(4,524,042.00)	(6,373,380.90)	(976,244.15)	140.88	1,849,338.90
100-4060-40-02	NSF Fees				(25.00)		-	25.00
	Subtotal object - 04				(25.00)		-	25.00
100-4211-40-02	Multi-Family Registration	(10,000.00)		(10,000.00)	(9,780.00)		97.80	(220.00)
100-4245-40-02	Health Inspections	(60,000.00)		(60,000.00)	(62,260.00)	(4,175.00)	103.77	2,260.00
	Subtotal object - 04	(70,000.00)		(70,000.00)	(72,040.00)	(4,175.00)	102.91	2,040.00
Program number: 2	CODE COMPLIANCE	(70,000.00)		(70,000.00)	(72,065.00)	(4,175.00)	102.95	2,065.00
100-4207-40-03	Network Node Application Fee				(4,000.00)		-	4,000.00
100-4220-40-03	Zoning Application Fees	(25,000.00)		(25,000.00)	(34,620.00)	(3,200.00)	138.48	9,620.00
100-4225-40-03	Development Application Fees	(50,000.00)		(50,000.00)	(95,685.00)	(8,050.00)	191.37	45,685.00
	Subtotal object - 04	(75,000.00)		(75,000.00)	(134,305.00)	(11,250.00)	179.07	59,305.00
100-4910-40-03	Other Revenue	(5,000.00)		(5,000.00)	(1,000.00)	(200.00)	20.00	(4,000.00)
	Subtotal object - 04	(5,000.00)		(5,000.00)	(1,000.00)	(200.00)	20.00	(4,000.00)
Program number: 3	PLANNING	(80,000.00)		(80,000.00)	(135,305.00)	(11,450.00)	169.13	55,305.00
Department number: 40	DEVELOPMENT SERVICES	(3,121,400.00)	(1,552,642.00)	(4,674,042.00)	(6,580,750.90)	(991,869.15)	140.79	1,906,708.90
100-4002-50-01	Streets Study Review Fees				(4,300.00)		-	4,300.00
	Subtotal object - 04				(4,300.00)		-	4,300.00
100-4208-50-01	Network Node Annual User Fee				(5,000.00)	(250.00)	-	5,000.00
100-4209-50-01	Network Node Monthly User Fee				(500.00)		-	500.00
	Subtotal object - 04				(5,500.00)	(250.00)	-	5,500.00
100-4910-50-01	Other Revenue	(15,000.00)		(15,000.00)	(22,680.00)		151.20	7,680.00
100-4930-50-01	Insurance Claim Proceeds				(5,671.26)		-	5,671.26
	Subtotal object - 04	(15,000.00)		(15,000.00)	(28,351.26)		189.01	13,351.26
Program number: 1	STREETS	(15,000.00)		(15,000.00)	(38,151.26)	(250.00)	254.34	23,151.26
Department number: 50	PUBLIC WORKS	(15,000.00)		(15,000.00)	(38,151.26)	(250.00)	254.34	23,151.26
100-4056-60-00	Field Rental Fees	(100,000.00)		(100,000.00)	(150,036.25)	(3,820.00)	150.04	50,036.25
100-4057-60-00	Pavilion User Fees	(2,000.00)		(2,000.00)	(3,895.00)	(445.00)	194.75	1,895.00
100-4058-60-00	Park Program Fees	(100,000.00)		(100,000.00)	(193,173.26)	(24,413.56)	193.17	93,173.26
	Subtotal object - 04	(202,000.00)		(202,000.00)	(347,104.51)	(28,678.56)	171.83	145,104.51
100-4721-60-00	Prosper Christmas Donations	(10,000.00)		(10,000.00)	(7,810.00)	(5,200.00)	78.10	(2,190.00)
	Subtotal object - 04	(10,000.00)		(10,000.00)	(7,810.00)	(5,200.00)	78.10	(2,190.00)

100-4910-60-00	Other Revenue	(10,000.00)		(10,000.00)	(3,041.50)	(100.00)	30.42	(6,958.50)
100-4930-60-00	Insurance Proceeds				(11,671.95)		-	11,671.95
	Subtotal object - 04	(10,000.00)		(10,000.00)	(14,713.45)	(100.00)	147.14	4,713.45
Program number:	DEFAULT PROGRAM	(222,000.00)		(222,000.00)	(369,627.96)	(33,978.56)	166.50	147,627.96
100-4063-60-05	Lost Fees	(500.00)		(500.00)	(1,563.74)	(392.80)	312.75	1,063.74
100-4064-60-05	Printing/Copying Fees	(500.00)		(500.00)	(1,292.12)	(179.00)	258.42	792.12
100-4066-60-05	Library Card Fees	(3,000.00)		(3,000.00)	(10,100.00)	(1,100.00)	336.67	7,100.00
	Subtotal object - 04	(4,000.00)		(4,000.00)	(12,955.86)	(1,671.80)	323.90	8,955.86
100-4510-60-05	Grants	(2,000.00)		(2,000.00)			-	(2,000.00)
	Subtotal object - 04	(2,000.00)		(2,000.00)			-	(2,000.00)
100-4910-60-05	Other Revenue				(11.01)		-	11.01
	Subtotal object - 04				(11.01)		-	11.01
Program number: 5	LIBRARY	(6,000.00)		(6,000.00)	(12,966.87)	(1,671.80)	216.12	6,966.87
Department number: 60	COMMUNITY SERVICES	(228,000.00)		(228,000.00)	(382,594.83)	(35,650.36)	167.81	154,594.83
100-4305-98-01	Geotech and Material Testing	(150,000.00)		(150,000.00)			-	(150,000.00)
100-4312-98-01	Engineering Plan Review Fee	(1,200.00)		(1,200.00)	(6,900.00)	(600.00)	575.00	5,700.00
	Subtotal object - 04	(151,200.00)		(151,200.00)	(6,900.00)	(600.00)	4.56	(144,300.00)
Program number: 1	ENGINEERING	(151,200.00)		(151,200.00)	(6,900.00)	(600.00)	4.56	(144,300.00)
Department number: 98	ENGINEERING	(151,200.00)		(151,200.00)	(6,900.00)	(600.00)	4.56	(144,300.00)
	Revenue Subtotal - - - - - -	**(32,698,400.00)**	**(1,724,347.00)**	**(34,422,747.00)**	**(37,892,691.94)**	**(2,411,236.56)**	**110.08**	**3,469,944.94**
Program number: 1	**TOWN MANAGER**							
100-5110-10-01	Salaries & Wages	423,654.00		423,654.00	388,743.81	33,889.26	91.76	34,910.19
100-5140-10-01	Salaries - Longevity Pay	585.00		585.00	160.00		27.35	425.00
100-5142-10-01	Car Allowance	6,000.00		6,000.00	5,500.00	500.00	91.67	500.00
100-5143-10-01	Cell Phone Allowance	2,520.00		2,520.00	1,980.00	180.00	78.57	540.00
100-5145-10-01	Social Security Expense	18,994.00		18,994.00	19,986.89	779.25	105.23	(992.89)
100-5150-10-01	Medicare Expense	6,276.00		6,276.00	5,460.77	474.60	87.01	815.23
100-5155-10-01	SUTA Expense	324.00		324.00	648.00		200.00	(324.00)
100-5160-10-01	Health Insurance	19,428.00		19,428.00	22,530.40	1,956.78	115.97	(3,102.40)
100-5162-10-01	HSA Expense	1,500.00		1,500.00			-	1,500.00
100-5165-10-01	Dental Insurance	853.00		853.00	802.55	73.84	94.09	50.45
100-5170-10-01	Life Insurance/AD&D	577.00		577.00	238.66	27.02	41.36	338.34
100-5175-10-01	Liability (TML)/Workers' Comp	1,072.00		1,072.00	951.47	79.37	88.76	120.53
100-5180-10-01	TMRS Expense	59,462.00		59,462.00	54,128.90	4,740.89	91.03	5,333.10
100-5185-10-01	Long/Short Term Disability	821.00		821.00	658.94	62.60	80.26	162.06
100-5186-10-01	WELLE-Wellness Prog Reimb Empl	1,200.00		1,200.00	1,070.00	115.00	89.17	130.00
	Subtotal object - 05	543,266.00		543,266.00	502,860.39	42,878.61	92.56	40,405.61
100-5210-10-01	Office Supplies	450.00		450.00	83.58		18.57	366.42
100-5220-10-01	Office Equipment				616.17	476.97	-	(616.17)
100-5230-10-01	Dues,Fees,& Subscriptions	6,765.00		6,765.00	7,102.97	458.92	105.00	(337.97)
100-5240-10-01	Postage and Delivery	20.00		20.00	104.82		524.10	(84.82)
100-5280-10-01	Printing and Reproduction	150.00		150.00			-	150.00
100-5290-10-01	Other Charges and Services	2,000.00		2,000.00	2,280.65	266.96	114.03	(280.65)
	Subtotal object - 05	9,385.00		9,385.00	10,188.19	1,202.85	108.56	(803.19)
100-5330-10-01	Copier Expense	1,400.00		1,400.00	548.82	86.04	39.20	851.18
	Subtotal object - 05	1,400.00		1,400.00	548.82	86.04	39.20	851.18
100-5430-10-01	Legal Fees	120,000.00		120,000.00	103,693.11	6,610.00	86.41	16,306.89
100-5480-10-01	Contracted Services	360.00		360.00			-	360.00
	Subtotal object - 05	120,360.00		120,360.00	103,693.11	6,610.00	86.15	16,666.89
100-5526-10-01	Data Network				140.56	64.58	-	(140.56)
100-5530-10-01	Travel	646.00		646.00	1,090.92		168.87	(444.92)
100-5533-10-01	Mileage Expense	100.00		100.00	244.16		244.16	(144.16)
100-5536-10-01	Training/Seminars	4,470.00		4,470.00	3,778.00	669.00	84.52	692.00
	Subtotal object - 05	5,216.00		5,216.00	5,253.64	733.58	100.72	(37.64)
100-5970-10-01	VERF Charges for Services		388.00	388.00	258.64		66.66	129.36

	Subtotal object - 05		388.00	388.00	258.64			66.66	129.36
100-7145-10-01	Transfer to VERF	388.00	(388.00)					-	
	Subtotal object - 07	388.00	(388.00)					-	
Program number: 1	**TOWN MANAGER**	**680,015.00**		**680,015.00**	**622,802.79**	**51,511.08**		**91.59**	**57,212.21**
Program number: 2	**TOWN SECRETARY**								
100-5110-10-02	Salaries & Wages	151,572.00		151,572.00	133,271.94	5,023.85		87.93	18,300.06
100-5115-10-02	Salaries - Overtime	2,000.00		2,000.00	122.78			6.14	1,877.22
100-5140-10-02	Salaries - Longevity Pay	260.00		260.00	255.00			98.08	5.00
100-5143-10-02	Cell Phone Allowance				685.00			-	(685.00)
100-5145-10-02	Social Security Expense	9,538.00		9,538.00	7,867.99	284.18		82.49	1,670.01
100-5150-10-02	Medicare Expense	2,231.00		2,231.00	1,840.12	66.46		82.48	390.88
100-5155-10-02	SUTA Expense	486.00		486.00	707.34			145.54	(221.34)
100-5160-10-02	Health Insurance	19,296.00		19,296.00	19,971.22	795.54		103.50	(675.22)
100-5162-10-02	HSA Expense	3,000.00		3,000.00				-	3,000.00
100-5165-10-02	Dental Insurance	902.00		902.00	486.37			53.92	415.63
100-5170-10-02	Life Insurance/AD&D	244.00		244.00	208.92	9.38		85.62	35.08
100-5175-10-02	Liability (TML)/Workers' Comp	410.00		410.00	326.91	11.67		79.73	83.09
100-5180-10-02	TMRS Expense	21,137.00		21,137.00	18,423.67	697.15		87.16	2,713.33
100-5185-10-02	Long/Short Term Disability	246.00		246.00	224.67	6.70		91.33	21.33
100-5186-10-02	WELLE-Wellness Prog Reimb Empl	1,200.00		1,200.00	1,044.58	50.00		87.05	155.42
100-5193-10-02	Records Retention	1,700.00		1,700.00	256.00			15.06	1,444.00
	Subtotal object - 05	214,222.00		214,222.00	185,692.51	6,944.93		86.68	28,529.49
100-5210-10-02	Office Supplies	1,500.00	1,555.12	3,055.12	2,703.87	15.73		88.50	351.25
100-5220-10-02	Office Equipment	3,545.00		3,545.00	172.68	(4.54)		4.87	3,372.32
100-5230-10-02	Dues,Fees,& Subscriptions	625.00	675.00	1,300.00	896.75			68.98	403.25
100-5240-10-02	Postage and Delivery	100.00		100.00	123.58	8.91		123.58	(23.58)
100-5280-10-02	Printing and Reproduction	305.00		305.00	133.30			43.71	171.70
100-5290-10-02	Other Charges and Services				31.22			-	(31.22)
	Subtotal object - 05	6,075.00	2,230.12	8,305.12	4,061.40	20.10		48.90	4,243.72
100-5310-10-02	Rental Expense	8,700.00		8,700.00	8,668.60	1,206.96		99.64	31.40
100-5330-10-02	Copier Expense	900.00		900.00	548.99	85.38		61.00	351.01
	Subtotal object - 05	9,600.00		9,600.00	9,217.59	1,292.34		96.02	382.41
100-5400-10-02	Uniform Expense	150.00		150.00	123.90			82.60	26.10
100-5419-10-02	IT Licenses	665.00		665.00				-	665.00
100-5430-10-02	Legal Fees	66,000.00	(4,000.00)	62,000.00	52,793.21	3,747.30		85.15	9,206.79
100-5435-10-02	Legal Notices/Filings	8,800.00	200.00	9,000.00	9,451.53	967.18		105.02	(451.53)
100-5460-10-02	Election Expense	31,945.00		31,945.00	20,890.79		12,543.28	65.40	(1,489.07)
100-5480-10-02	Contracted Services	25,595.00	10,030.00	35,625.00	29,596.02		11,008.42	83.08	(4,979.44)
	Subtotal object - 05	133,155.00	6,230.00	139,385.00	112,855.45	4,714.48	23,551.70	80.97	2,977.85
100-5520-10-02	Telephones	435.00		435.00	883.22	35.23		203.04	(448.22)
100-5526-10-02	Data Network				113.97			-	(113.97)
100-5530-10-02	Travel	300.00		300.00				-	300.00
100-5533-10-02	Mileage Expense	275.00		275.00	26.32			9.57	248.68
100-5536-10-02	Training/Seminars	1,600.00		1,600.00	(400.00)			(25.00)	2,000.00
100-5538-10-02	Council/Public Official Expnse	34,000.00	(5,705.00)	28,295.00	21,522.88	2,956.92		76.07	6,772.12
	Subtotal object - 05	36,610.00	(5,705.00)	30,905.00	22,146.39	2,992.15		71.66	8,758.61
100-5600-10-02	Special Events	3,800.00	(1,200.00)	2,600.00	1,862.81			71.65	737.19
	Subtotal object - 05	3,800.00	(1,200.00)	2,600.00	1,862.81			71.65	737.19
Program number: 2	**TOWN SECRETARY**	**403,462.00**	**1,555.12**	**405,017.12**	**335,836.15**	**15,964.00**	**23,551.70**	**82.92**	**45,629.27**
Program number: 3	**FINANCE**								
100-5110-10-03	Salaries & Wages	532,679.00		532,679.00	466,312.70	37,547.56		87.54	66,366.30
100-5115-10-03	Salaries - Overtime				12.38			-	(12.38)
100-5126-10-03	Salaries-Vacation Buy-Out	3,462.00		3,462.00	7,231.44			208.88	(3,769.44)
100-5140-10-03	Salaries - Longevity Pay	1,590.00		1,590.00	1,485.00			93.40	105.00
100-5143-10-03	Cell Phone Allowance	3,480.00		3,480.00	2,530.00	230.00		72.70	950.00

100-5145-10-03	Social Security Expense	33,556.00		33,556.00	27,628.30	2,176.21		82.34	5,927.70
100-5150-10-03	Medicare Expense	7,848.00		7,848.00	6,461.42	508.96		82.33	1,386.58
100-5155-10-03	SUTA Expense	1,134.00		1,134.00	1,786.71	29.02		157.56	(652.71)
100-5160-10-03	Health Insurance	57,888.00		57,888.00	52,648.42	3,978.90		90.95	5,239.58
100-5162-10-03	HSA Expense	3,000.00		3,000.00				-	3,000.00
100-5165-10-03	Dental Insurance	2,655.00		2,655.00	2,124.06	172.56		80.00	530.94
100-5170-10-03	Life Insurance/AD&D	872.00		872.00	635.18	59.06		72.84	236.82
100-5175-10-03	Liability (TML)/Workers' Comp	1,462.00		1,462.00	1,163.49	86.90		79.58	298.51
100-5180-10-03	TMRS Expense	74,363.00		74,363.00	65,314.05	5,190.62		87.83	9,048.95
100-5185-10-03	Long/Short Term Disability	1,013.00		1,013.00	807.96	69.35		79.76	205.04
100-5186-10-03	WELLE-Wellness Prog Reimb Empl	1,200.00		1,200.00	2,290.00	230.00		190.83	(1,090.00)
	Subtotal object - 05	726,202.00		726,202.00	638,431.11	50,279.14		87.91	87,770.89
100-5210-10-03	Office Supplies	4,500.00	1,166.34	5,666.34	3,378.21	62.44		59.62	2,288.13
100-5220-10-03	Office Equipment	1,000.00		1,000.00	1,954.38	1,954.38		195.44	(954.38)
100-5230-10-03	Dues,Fees,& Subscriptions	8,775.00		8,775.00	7,858.99	389.99		89.56	916.01
100-5240-10-03	Postage and Delivery	2,250.00		2,250.00	1,770.38	119.64		78.68	479.62
100-5280-10-03	Printing and Reproduction	2,000.00		2,000.00	1,266.25			63.31	733.75
100-5290-10-03	Other Charges and Services	700.00		700.00	377.70			53.96	322.30
	Subtotal object - 05	19,225.00	1,166.34	20,391.34	16,605.91	2,526.45		81.44	3,785.43
100-5330-10-03	Copier Expense	1,500.00		1,500.00	1,196.14	284.31		79.74	303.86
	Subtotal object - 05	1,500.00		1,500.00	1,196.14	284.31		79.74	303.86
100-5400-10-03	Uniform Expense	495.00		495.00	424.25			85.71	70.75
100-5410-10-03	Professional Services	4,080.00		4,080.00	8,506.61			208.50	(4,426.61)
100-5412-10-03	Audit Fees	47,500.00		47,500.00	46,925.00			98.79	575.00
100-5414-10-03	Appraisal/Tax Fees	203,300.00		203,300.00	179,262.53	36,065.50	7,467.51	88.18	16,569.96
100-5418-10-03	IT Fees	88,540.00		88,540.00	38,412.78	46.25		43.39	50,127.22
100-5419-10-03	IT Licenses	10,000.00		10,000.00	7,500.00			75.00	2,500.00
100-5430-10-03	Legal Fees	8,000.00		8,000.00	6,438.60	608.00		80.48	1,561.40
100-5435-10-03	Legal Notices/Filings	100.00		100.00	67.20			67.20	32.80
	Subtotal object - 05	362,015.00		362,015.00	287,536.97	36,719.75	7,467.51	79.43	67,010.52
100-5526-10-03	Data Network				330.63	(21.83)		-	(330.63)
100-5530-10-03	Travel	2,496.00		2,496.00				-	2,496.00
100-5533-10-03	Mileage Expense	3,130.00		3,130.00				-	3,130.00
100-5536-10-03	Training/Seminars	8,665.00		8,665.00	4,827.96	1,068.00		55.72	3,837.04
	Subtotal object - 05	14,291.00		14,291.00	5,158.59	1,046.17		36.10	9,132.41
100-5970-10-03	VERF Charges for Services		213.00	213.00	142.00			66.67	71.00
	Subtotal object - 05		213.00	213.00	142.00			66.67	71.00
100-7145-10-03	Transfer to VERF	213.00	(213.00)					-	
	Subtotal object - 07	213.00	(213.00)					-	
Program number: 3	**FINANCE**	**1,123,446.00**	**1,166.34**	**1,124,612.34**	**949,070.72**	**90,855.82**	**7,467.51**	**84.39**	**168,074.11**
Program number: 4	**HUMAN RESOURCES**								
100-5110-10-04	Salaries & Wages	294,686.00		294,686.00	256,627.78	21,722.22		87.09	38,058.22
100-5140-10-04	Salaries - Longevity Pay	510.00		510.00	470.00			92.16	40.00
100-5143-10-04	Cell Phone Allowance	1,020.00		1,020.00	935.00	85.00		91.67	85.00
100-5145-10-04	Social Security Expense	18,366.00		18,366.00	15,556.95	1,300.18		84.71	2,809.05
100-5150-10-04	Medicare Expense	4,296.00		4,296.00	3,638.31	304.07		84.69	657.69
100-5155-10-04	SUTA Expense	810.00		810.00	1,277.45	61.10		157.71	(467.45)
100-5160-10-04	Health Insurance	28,944.00		28,944.00	23,473.92	1,844.22		81.10	5,470.08
100-5162-10-04	HSA Expense	3,000.00		3,000.00				-	3,000.00
100-5165-10-04	Dental Insurance	1,335.00		1,335.00	1,174.42	105.32		87.97	160.58
100-5170-10-04	Life Insurance/AD&D	420.00		420.00	276.06	30.90		65.73	143.94
100-5175-10-04	Liability (TML)/Workers' Comp	800.00		800.00	632.12	50.16		79.02	167.88
100-5180-10-04	TMRS Expense	40,700.00		40,700.00	35,582.25	2,996.88		87.43	5,117.75
100-5185-10-04	Long/Short Term Disability	476.00		476.00	402.17	37.14		84.49	73.83
100-5186-10-04	WELLE-Wellness Prog Reimb Empl	1,200.00		1,200.00	980.76	89.16		81.73	219.24

100-5191-10-04		Hiring Cost	25,000.00		25,000.00	29,694.35			118.78	(4,694.35)
		Subtotal object - 05	421,563.00		421,563.00	370,721.54	28,626.35		87.94	50,841.46
100-5210-10-04		Office Supplies	1,400.00		1,400.00	621.00			44.36	779.00
100-5220-10-04		Office Equipment	1,500.00	1,000.00	2,500.00	1,406.32	1,406.32		56.25	1,093.68
100-5230-10-04		Dues,Fees,& Subscriptions	3,500.00		3,500.00	2,214.33	30.38		63.27	1,285.67
100-5240-10-04		Postage and Delivery	500.00		500.00	19.20			3.84	480.80
100-5280-10-04		Printing and Reproduction	500.00		500.00				-	500.00
		Subtotal object - 05	7,400.00	1,000.00	8,400.00	4,260.85	1,436.70		50.72	4,139.15
100-5330-10-04		Copier Expense	2,000.00		2,000.00	489.18	74.12		24.46	1,510.82
		Subtotal object - 05	2,000.00		2,000.00	489.18	74.12		24.46	1,510.82
100-5410-10-04		Professional Services	10,000.00		10,000.00	3,725.20			37.25	6,274.80
100-5430-10-04		Legal Fees	12,000.00		12,000.00	5,643.00	1,064.00		47.03	6,357.00
100-5435-10-04		Legal Notices/Filings	150.00		150.00	53.20			35.47	96.80
100-5480-10-04		Contracted Services	3,000.00		3,000.00				-	3,000.00
		Subtotal object - 05	25,150.00		25,150.00	9,421.40	1,064.00		37.46	15,728.60
100-5526-10-04		Data Network	480.00		480.00	379.90	37.99		79.15	100.10
100-5530-10-04		Travel	1,100.00		1,100.00				-	1,100.00
100-5533-10-04		Mileage Expense	500.00		500.00				-	500.00
100-5536-10-04		Training/Seminars	18,000.00		18,000.00	9,998.31	1,128.31		55.55	8,001.69
		Subtotal object - 05	20,080.00		20,080.00	10,378.21	1,166.30		51.68	9,701.79
100-5600-10-04		Special Events	12,500.00	(1,000.00)	11,500.00	3,972.82	1,047.86		34.55	7,527.18
		Subtotal object - 05	12,500.00	(1,000.00)	11,500.00	3,972.82	1,047.86		34.55	7,527.18
100-5970-10-04		VERF Charges for Services		2,490.00	2,490.00	1,660.00			66.67	830.00
		Subtotal object - 05		2,490.00	2,490.00	1,660.00			66.67	830.00
100-7145-10-04		Transfer to VERF	2,490.00	(2,490.00)					-	
		Subtotal object - 07	2,490.00	(2,490.00)					-	
Program number:	**4**	**HUMAN RESOURCES**	**491,183.00**		**491,183.00**	**400,904.00**	**33,415.33**		**81.62**	**90,279.00**
Program number:	**5**	**INFORMATION TECHNOLOGY**								
100-5110-10-05		Salaries & Wages	446,176.00	(4,915.00)	441,261.00	355,325.56	33,773.48		80.53	85,935.44
100-5115-10-05		Salaries - Overtime	5,360.00		5,360.00	7,948.42	812.66		148.29	(2,588.42)
100-5140-10-05		Salaries - Longevity Pay	650.00		650.00	650.00			100.00	
100-5143-10-05		Cell Phone Allowance	9,000.00		9,000.00	6,845.00	710.00		76.06	2,155.00
100-5145-10-05		Social Security Expense	28,594.00		28,594.00	20,315.75	1,896.87		71.05	8,278.25
100-5150-10-05		Medicare Expense	6,687.00		6,687.00	4,751.25	443.61		71.05	1,935.75
100-5155-10-05		SUTA Expense	972.00		972.00	1,571.16			161.64	(599.16)
100-5160-10-05		Health Insurance	58,284.00		58,284.00	54,559.18	5,311.78		93.61	3,724.82
100-5162-10-05		HSA Expense	3,750.00		3,750.00	1,375.00			36.67	2,375.00
100-5165-10-05		Dental Insurance	2,638.00		2,638.00	2,033.62	218.24		77.09	604.38
100-5170-10-05		Life Insurance/AD&D	559.00		559.00	575.50	60.56		102.95	(16.50)
100-5175-10-05		Liability (TML)/Workers' Comp	1,227.00		1,227.00	865.86	79.47		70.57	361.14
100-5180-10-05		TMRS Expense	62,999.00		62,999.00	50,093.43	4,778.92		79.52	12,905.57
100-5185-10-05		Long/Short Term Disability	862.00		862.00	613.46	64.19		71.17	248.54
100-5186-10-05		WELLE-Wellness Prog Reimb Empl	3,000.00		3,000.00	1,762.50	195.00		58.75	1,237.50
		Subtotal object - 05	630,758.00	(4,915.00)	625,843.00	509,285.69	48,344.78		81.38	116,557.31
100-5210-10-05		Office Supplies	400.00	1,166.34	1,566.34	1,967.26	90.22		125.60	(400.92)
100-5212-10-05		Building Supplies	100.00		100.00	392.70			392.70	(292.70)
100-5220-10-05		Office Equipment	8,800.00		8,800.00	10,240.60	105.71		116.37	(1,440.60)
100-5225-10-05		Computer Hardware	12,000.00		12,000.00	7,880.11	184.99		65.67	4,119.89
100-5230-10-05		Dues,Fees,& Subscriptions	685.00		685.00	1,494.00	40.00		218.10	(809.00)
100-5240-10-05		Postage and Delivery	100.00		100.00	14.44			14.44	85.56
100-5280-10-05		Printing and Reproduction	100.00		100.00	150.00			150.00	(50.00)
100-5290-10-05		Other Charges and Services	700.00		700.00				-	700.00
		Subtotal object - 05	22,885.00	1,166.34	24,051.34	22,139.11	420.92		92.05	1,912.23
100-5330-10-05		Copier Expense	36,000.00	3,500.00	39,500.00	32,898.15	3,296.52	6,604.35	83.29	(2.50)
100-5350-10-05		Vehicle Expense		1,000.00	1,000.00	806.91	6.00		80.69	193.09

		Subtotal object - 05	36,000.00	4,500.00	40,500.00	33,705.06	3,302.52	6,604.35	83.22	190.59
100-5400-10-05		Uniform Expense	900.00		900.00				-	900.00
100-5418-10-05		IT Fees	38,640.00		38,640.00	40,804.44	942.75	9,140.00	105.60	(11,304.44)
100-5419-10-05		IT Licenses	371,372.00		371,372.00	272,537.69	82,317.50	125,683.81	73.39	(26,849.50)
100-5430-10-05		Legal Fees	1,600.00		1,600.00	1,235.00			77.19	365.00
100-5435-10-05		Legal Notices/Filings	300.00		300.00				-	300.00
100-5480-10-05		Contracted Services	52,445.00	15,030.00	67,475.00	41,054.60		3,000.00	60.84	23,420.40
		Subtotal object - 05	465,257.00	15,030.00	480,287.00	355,631.73	83,260.25	137,823.81	74.05	(13,168.54)
100-5520-10-05		Telephones	39,175.00		39,175.00	27,411.56	1,754.14	6,266.96	69.97	5,496.48
100-5526-10-05		Data Network	27,656.00		27,656.00	17,245.84	1,906.31		62.36	10,410.16
100-5530-10-05		Travel	1,320.00		1,320.00				-	1,320.00
100-5533-10-05		Mileage Expense	900.00		900.00	27.65			3.07	872.35
100-5536-10-05		Training/Seminars	14,400.00		14,400.00	8,538.95	5,275.00		59.30	5,861.05
		Subtotal object - 05	83,451.00		83,451.00	53,224.00	8,935.45	6,266.96	63.78	23,960.04
100-5620-10-05		Tools & Equipment	300.00		300.00	249.76			83.25	50.24
100-5630-10-05		Safety Equipment	150.00		150.00				-	150.00
		Subtotal object - 05	450.00		450.00	249.76			55.50	200.24
100-5970-10-05		VERF Charges for Services		44,325.00	44,325.00	31,188.36			70.36	13,136.64
		Subtotal object - 05		44,325.00	44,325.00	31,188.36			70.36	13,136.64
100-6125-10-05		Capital Expense-Technology	30,000.00	(19,530.00)	10,470.00				-	10,470.00
		Subtotal object - 06	30,000.00	(19,530.00)	10,470.00				-	10,470.00
100-7145-10-05		Transfer to VERF	39,410.00	(39,410.00)					-	
		Subtotal object - 07	39,410.00	(39,410.00)					-	
Program number:	**5**	**INFORMATION TECHNOLOGY**	**1,308,211.00**	**1,166.34**	**1,309,377.34**	**1,005,423.71**	**144,263.92**	**150,695.12**	**76.79**	**153,258.51**
Program number:	**6**	**COMMUNICATIONS**								
100-5110-10-06		Salaries & Wages	212,268.00	51,106.00	263,374.00	190,974.06	23,304.40		72.51	72,399.94
100-5140-10-06		Salaries - Longevity Pay	685.00		685.00	685.00			100.00	
100-5143-10-06		Cell Phone Allowance	1,020.00		1,020.00	935.00	170.00		91.67	85.00
100-5145-10-06		Social Security Expense	13,267.00		13,267.00	11,844.29	1,421.43		89.28	1,422.71
100-5150-10-06		Medicare Expense	3,103.00		3,103.00	2,770.04	332.45		89.27	332.96
100-5155-10-06		SUTA Expense	486.00		486.00	944.52	199.70		194.35	(458.52)
100-5160-10-06		Health Insurance	10,191.00		10,191.00	7,270.06	1,487.34		71.34	2,920.94
100-5162-10-06		HSA Expense				625.00	625.00		-	(625.00)
100-5165-10-06		Dental Expense	432.00		432.00	378.95	67.10		87.72	53.05
100-5170-10-06		Life Insurance/AD&D	307.00		307.00	239.17	31.82		77.91	67.83
100-5175-10-06		Liability (TML)/Workers Comp	578.00		578.00	451.11	42.76		78.05	126.89
100-5180-10-06		TMRS Expense	29,400.00		29,400.00	26,303.88	3,208.89		89.47	3,096.12
100-5185-10-06		Long/Short Term Disability	353.00		353.00	314.36	40.84		89.05	38.64
100-5186-10-06		WELLE-Wellness Prog Reimb Empl	600.00		600.00	422.02	50.00		70.34	177.98
		Subtotal object - 05	272,690.00	51,106.00	323,796.00	244,157.46	30,981.73		75.41	79,638.54
100-5210-10-06		Office Supplies	500.00	200.00	700.00	237.59	41.34		33.94	462.41
100-5220-10-06		Office Equipment	5,045.00	14,720.00	19,765.00	12,758.49	12,600.08		64.55	7,006.51
100-5230-10-06		Dues, Fees, & Subscriptions	3,143.00		3,143.00	6,581.60	185.00		209.41	(3,438.60)
100-5240-10-06		Postage and Delivery	100.00	1,550.00	1,650.00	1,649.02			99.94	0.98
100-5280-10-06		Printing and Reproduction	350.00	1,150.00	1,500.00	2,333.18	67.00		155.55	(833.18)
		Subtotal object - 05	9,138.00	17,620.00	26,758.00	23,559.88	12,893.42		88.05	3,198.12
100-5330-10-06		Copier Expense	900.00	(600.00)	300.00				-	300.00
		Subtotal object - 05	900.00	(600.00)	300.00				-	300.00
100-5400-10-06		Uniform Expense	150.00		150.00	86.94			57.96	63.06
100-5410-10-06		Professional Services	10,000.00	(3,000.00)	7,000.00	4,866.25	2,741.25		69.52	2,133.75
100-5419-10-06		IT Licenses	165.00	165.00	330.00	1,597.86	1,597.86		484.20	(1,267.86)
100-5430-10-06		Legal Fees	3,000.00	(1,500.00)	1,500.00				-	1,500.00
100-5480-10-06		Contract Services		1,890.00	1,890.00	5,250.00			277.78	(3,360.00)
		Subtotal object - 05	13,315.00	(2,445.00)	10,870.00	11,801.05	4,339.11		108.57	(931.05)
100-5520-10-06		Telephones	435.00		435.00				-	435.00

100-5526-10-06	Data Network	460.00		460.00	265.93	37.99		57.81	194.07
100-5530-10-06	Travel	1,420.00	(120.00)	1,300.00	370.00	185.00		28.46	930.00
100-5533-10-06	Mileage Expense	575.00	(475.00)	100.00				-	100.00
100-5536-10-06	Training/Seminars	1,600.00	(300.00)	1,300.00	1,530.00	690.00		117.69	(230.00)
	Subtotal object - 05	4,490.00	(895.00)	3,595.00	2,165.93	912.99		60.25	1,429.07
100-5600-10-06	Special Events	4,898.00	(2,195.00)	2,703.00				-	2,703.00
	Subtotal object - 05	4,898.00	(2,195.00)	2,703.00				-	2,703.00
Program number: 6	**COMMUNICATIONS**	**305,431.00**	**62,591.00**	**368,022.00**	**281,684.32**	**49,127.25**		**76.54**	**86,337.68**
Program number: 7	**MUNICIPAL COURT**								
100-5110-10-07	Salaries & Wages	208,911.00		208,911.00	205,598.27	19,278.14		98.41	3,312.73
100-5115-10-07	Salaries - Overtime	270.00		270.00				-	270.00
100-5126-10-07	Salaries-Vacation Buy-Out	3,885.00		3,885.00	3,895.49			100.27	(10.49)
100-5140-10-07	Salaries - Longevity Pay	690.00		690.00	585.00			84.78	105.00
100-5143-10-07	Cell Phone Allowance				660.00	60.00		-	(660.00)
100-5145-10-07	Social Security Expense	13,298.00		13,298.00	12,674.00	1,152.74		95.31	624.00
100-5150-10-07	Medicare Expense	3,110.00		3,110.00	2,964.09	269.60		95.31	145.91
100-5155-10-07	SUTA Expense	648.00		648.00	1,008.00			155.56	(360.00)
100-5160-10-07	Health Insurance	28,944.00		28,944.00	17,836.28	1,972.50		61.62	11,107.72
100-5162-10-07	HSA Expense	1,500.00		1,500.00	1,187.50			79.17	312.50
100-5165-10-07	Dental Insurance	1,342.00		1,342.00	1,066.39	102.44		79.46	275.61
100-5170-10-07	Life Insurance/AD&D	338.00		338.00	276.71	28.14		81.87	61.29
100-5175-10-07	Liability (TML)/Workers' Comp	1,190.00		1,190.00	1,442.79	124.55		121.24	(252.79)
100-5180-10-07	TMRS Expense	29,469.00		29,469.00	28,831.33	2,655.69		97.84	637.67
100-5185-10-07	Long/Short Term Disability	348.00		348.00	286.21	29.74		82.24	61.79
100-5186-10-07	WELLE-Wellness Prog Reimb Empl	600.00		600.00	550.00	50.00		91.67	50.00
	Subtotal object - 05	294,543.00		294,543.00	278,862.06	25,723.54		94.68	15,680.94
100-5210-10-07	Office Supplies	2,290.00		2,290.00	1,999.29	339.73		87.31	290.71
100-5220-10-07	Office Equipment		1,513.00	1,513.00			1,512.30	-	0.70
100-5230-10-07	Dues,Fees,& Subscriptions	300.00		300.00	185.00			61.67	115.00
100-5240-10-07	Postage and Delivery	3,800.00		3,800.00	1,776.12	166.97		46.74	2,023.88
100-5250-10-07	Publications	100.00		100.00	36.22			36.22	63.78
100-5280-10-07	Printing and Reproduction	1,700.00		1,700.00	346.25			20.37	1,353.75
100-5290-10-07	Other Charges and Services	350.00		350.00				-	350.00
	Subtotal object - 05	8,540.00	1,513.00	10,053.00	4,342.88	506.70	1,512.30	43.20	4,197.82
100-5310-10-07	Rental Expense	2,701.00		2,701.00	1,680.96	420.24		62.24	1,020.04
100-5320-10-07	Repairs & Maintenance		2,380.00	2,380.00				-	2,380.00
100-5330-10-07	Copier Expense	1,850.00		1,850.00	571.74	104.83		30.91	1,278.26
100-5350-10-07	VEHICLE EXPENSE	800.00		800.00	3,104.14	6.00		388.02	(2,304.14)
100-5352-10-07	FUEL	600.00		600.00	178.48			29.75	421.52
100-5353-10-07	OIL/GREASE/INSPECTIONS	300.00		300.00				-	300.00
	Subtotal object - 05	6,251.00	2,380.00	8,631.00	5,535.32	531.07		64.13	3,095.68
100-5410-10-07	Professional Services	3,500.00		3,500.00	2,300.00	150.00		65.71	1,200.00
100-5418-10-07	IT Fees	3,800.00		3,800.00	3,483.38			91.67	316.62
100-5419-10-07	IT Licenses	3,800.00	2,563.00	6,363.00	4,627.15			72.72	1,735.85
100-5420-10-07	Municipal Court/Judge Fees	41,800.00		41,800.00	34,741.60	3,656.00	6,800.00	83.11	258.40
100-5425-10-07	State Fines Expense	3,500.00		3,500.00	822.69	91.41		23.51	2,677.31
100-5430-10-07	Legal Fees	45,000.00	(6,456.00)	38,544.00	26,163.90	2,083.00		67.88	12,380.10
	Subtotal object - 05	101,400.00	(3,893.00)	97,507.00	72,138.72	5,980.41	6,800.00	73.98	18,568.28
100-5530-10-07	Travel	160.00		160.00				-	160.00
100-5533-10-07	Mileage Expense	800.00		800.00				-	800.00
100-5536-10-07	Training/Seminars	800.00		800.00	300.00			37.50	500.00
	Subtotal object - 05	1,760.00		1,760.00	300.00			17.05	1,460.00
100-5970-10-07	VERF Charges for Services		769.00	769.00	512.64			66.66	256.36
	Subtotal object - 05		769.00	769.00	512.64			66.66	256.36
100-7145-10-07	Transfer to VERF	769.00	(769.00)					-	

	Subtotal object - 07	769.00	(769.00)					-	
Program number: 7	**MUNICIPAL COURT**	**413,263.00**		**413,263.00**	**361,691.62**	**32,741.72**	**8,312.30**	**87.52**	**43,259.08**
Program number: 99	**NON-DEPARTMENTAL**								
100-5110-10-99	Salaries & Wages	(343,886.00)		(343,886.00)				-	(343,886.00)
100-5176-10-99	TML Prop. & Liab. Insurance	276,000.00		276,000.00	284,393.55			103.04	(8,393.55)
	Subtotal object - 05	(67,886.00)		(67,886.00)	284,393.55				(352,279.55)
100-5210-10-99	OFFICE SUPPLIES	1,000.00		1,000.00				-	1,000.00
100-5230-10-99	DUES,FEES,& SUBSCRIPTIONS	1,300.00		1,300.00	1,499.00			115.31	(199.00)
100-5270-10-99	Bank Charges				793.32	(166.96)		-	(793.32)
	Subtotal object - 05	2,300.00		2,300.00	2,292.32	(166.96)		99.67	7.68
100-5305-10-99	Chapt 380 Program Grant Exp	634,000.00		634,000.00	653,692.24	77,778.13		103.11	(19,692.24)
100-5306-10-99	Developer Rollback Incentives	25,000.00	30,061.00	55,061.00	55,060.09			100.00	0.91
100-5350-10-99	Vehicle Expense	1,872.00		1,872.00	273.87	162.49		14.63	1,598.13
100-5352-10-99	Fuel	1,000.00		1,000.00	390.01	29.66		39.00	609.99
	Subtotal object - 05	661,872.00	30,061.00	691,933.00	709,416.21	77,970.28		102.53	(17,483.21)
100-5410-10-99	Professional Services	81,000.00	34,385.43	115,385.43	72,301.06	13,360.30	35,196.02	62.66	7,888.35
100-5415-10-99	Tuition Reimbursement	30,395.00		30,395.00	19,077.39			62.77	11,317.61
100-5480-10-99	Contracted Services	36,000.00	19,300.00	55,300.00	49,300.00	3,000.00	6,000.00	89.15	
	Subtotal object - 05	147,395.00	53,685.43	201,080.43	140,678.45	16,360.30	41,196.02	69.96	19,205.96
100-5600-10-99	Special Events	11,000.00		11,000.00	7,578.74	500.00		68.90	3,421.26
	Subtotal object - 05	11,000.00		11,000.00	7,578.74	500.00		68.90	3,421.26
100-5930-10-99	Damage Claims Expense	65,000.00	(64,000.00)	1,000.00	1,000.00			100.00	
100-5970-10-99	VERF Charges for Services		3,702.00	3,702.00	2,468.00			66.67	1,234.00
	Subtotal object - 05	65,000.00	(60,298.00)	4,702.00	3,468.00			73.76	1,234.00
100-6110-10-99-2104-FC	Downtown Silos		763,000.00	763,000.00	694,168.51		4,325.65	90.98	64,505.84
	Subtotal object - 06		763,000.00	763,000.00	694,168.51		4,325.65	90.98	64,505.84
100-6610-10-99	Capital		90,000.00	90,000.00			12,750.00	-	77,250.00
	Subtotal object - 06		90,000.00	90,000.00			12,750.00	-	77,250.00
100-7000-10-99	Contingency	50,000.00	6,781.00	56,781.00	47,380.50	2,375.00	3,400.00	83.44	6,000.50
	Subtotal object - 07	50,000.00	6,781.00	56,781.00	47,380.50	2,375.00	3,400.00	83.44	6,000.50
100-7145-10-99	Transfer to VERF	3,702.00	(3,702.00)					-	
	Subtotal object - 07	3,702.00	(3,702.00)					-	
Program number: 99	**NON-DEPARTMENTAL**	**873,383.00**	**879,527.43**	**1,752,910.43**	**1,889,376.28**	**97,038.62**	**61,671.67**	**107.79**	**(198,137.52)**
Department number: 10	**ADMINISTRATION**	**5,598,394.00**	**946,006.23**	**6,544,400.23**	**5,846,789.59**	**514,917.74**	**251,698.30**	**89.34**	**445,912.34**
Program number: 1	**OPERATIONS**								
100-5110-20-01	Salaries & Wages	2,616,555.00	(40,570.75)	2,575,984.25	2,048,571.10	192,975.61		79.53	527,413.15
100-5115-20-01	Salaries - Overtime	229,166.00		229,166.00	162,133.96	16,658.15		70.75	67,032.04
100-5126-20-01	Salaries-Vacation Buy-Out	15,188.00		15,188.00	15,345.42			101.04	(157.42)
100-5127-20-01	Salaries-Certification Pay	28,980.00		28,980.00	20,948.54	1,818.40		72.29	8,031.46
100-5140-20-01	Salaries - Longevity Pay	5,895.00		5,895.00	5,090.00			86.34	805.00
100-5143-20-01	Cell Phone Allowance	3,000.00		3,000.00	2,750.00	250.00		91.67	250.00
100-5145-20-01	Social Security Expense	179,909.00		179,909.00	134,932.50	12,739.86		75.00	44,976.50
100-5150-20-01	Medicare Expense	42,075.00		42,075.00	32,110.54	2,979.48		76.32	9,964.46
100-5155-20-01	SUTA Expense	5,184.00		5,184.00	8,001.64			154.35	(2,817.64)
100-5160-20-01	Health Insurance	270,804.00		270,804.00	186,531.07	17,614.96		68.88	84,272.93
100-5162-20-01	HSA Expense	10,500.00		10,500.00				-	10,500.00
100-5165-20-01	Dental Insurance	12,394.00		12,394.00	9,267.32	955.78		74.77	3,126.68
100-5170-20-01	Life Insurance/AD&D	10,061.00		10,061.00	8,399.79	859.66		83.49	1,661.21
100-5175-20-01	Liability (TML)/Workers' Comp	67,596.00		67,596.00	50,988.30	4,619.61		75.43	16,607.70
100-5180-20-01	TMRS Expense	397,970.00		397,970.00	311,858.43	29,132.08		78.36	86,111.57
100-5185-20-01	Long/Short Term Disability	5,059.00		5,059.00	3,402.56	364.85		67.26	1,656.44
100-5186-20-01	WELLE-Wellness Prog Reimb Empl	11,400.00		11,400.00	5,716.82	571.64		50.15	5,683.18
100-5191-20-01	Hiring Cost	55.00		55.00	66.00			120.00	(11.00)
100-5192-20-01	Physical & Psychological	1,750.00		1,750.00	1,600.00			91.43	150.00

	Subtotal object - 05	3,913,541.00	(40,570.75)	3,872,970.25	3,007,713.99	281,540.08		77.66	865,256.26
100-5210-20-01	Office Supplies	18,335.00		18,335.00	4,135.93	700.29		22.56	14,199.07
100-5212-20-01	Building Supplies				1,005.38			-	(1,005.38)
100-5214-20-01	Tactical Supplies	37,000.00	1,171.98	38,171.98	11,989.59	3,024.32	24,303.03	31.41	1,879.36
100-5215-20-01	Ammunition	70,400.00		70,400.00	38,601.20	38,601.20	29,811.56	54.83	1,987.24
100-5220-20-01	Office Equipment	12,390.00	7,500.00	19,890.00	27,146.13		5,351.85	136.48	(12,607.98)
100-5230-20-01	Dues,Fees,& Subscriptions	8,360.00		8,360.00	6,404.19	624.79		76.61	1,955.81
100-5240-20-01	Postage and Delivery	1,500.00		1,500.00	1,677.02	134.50		111.80	(177.02)
100-5250-20-01	Publications				226.03			-	(226.03)
100-5265-20-01	Promotional Expense	500.00		500.00	60.00	60.00		12.00	440.00
100-5280-20-01	Printing and Reproduction	1,251.00		1,251.00	1,137.74	101.62		90.95	113.26
100-5290-20-01	Other Charges and Services	2,500.00		2,500.00	1,120.86			44.83	1,379.14
	Subtotal object - 05	152,236.00	8,671.98	160,907.98	93,504.07	43,246.72	59,466.44	58.11	7,937.47
100-5310-20-01	Rental Expense	3,000.00		3,000.00	3,920.36	748.77		130.68	(920.36)
100-5320-20-01	Repairs & Maintenance	1,000.00		1,000.00	850.84			85.08	149.16
100-5330-20-01	Copier Expense	2,000.00		2,000.00	2,257.32	410.33		112.87	(257.32)
100-5340-20-01	Building Repairs				29.82			-	(29.82)
100-5350-20-01	Vehicle Expense	91,700.00	(4,621.00)	87,079.00	81,353.78	12,827.27		93.43	5,725.22
100-5352-20-01	Fuel	93,400.00		93,400.00	68,662.34	8,957.97		73.51	24,737.66
100-5353-20-01	Oil/Grease/Inspections	1,050.00		1,050.00				-	1,050.00
	Subtotal object - 05	192,150.00	(4,621.00)	187,529.00	157,074.46	22,944.34		83.76	30,454.54
100-5400-20-01	Uniform Expense	62,848.00		62,848.00	44,658.16	1,150.64		71.06	18,189.84
100-5410-20-01	Professional Services	2,500.00		2,500.00	8,850.17	2,745.12		354.01	(6,350.17)
100-5418-20-01	IT Fees	9,738.00		9,738.00				-	9,738.00
100-5419-20-01	IT Licenses	24,690.00	40,570.75	65,260.75	63,547.33	62,920.75		97.38	1,713.42
100-5430-20-01	Legal Fees	17,000.00		17,000.00	16,849.40	2,652.70		99.11	150.60
100-5480-20-01	Contracted Services	21,484.00		21,484.00	41,566.21			193.48	(20,082.21)
	Subtotal object - 05	138,260.00	40,570.75	178,830.75	175,471.27	69,469.21		98.12	3,359.48
100-5520-20-01	Telephones	5,350.00		5,350.00	4,149.82	503.37		77.57	1,200.18
100-5523-20-01	Water/Sewer Charges				82.74			-	(82.74)
100-5526-20-01	Data Network	17,000.00		17,000.00	13,554.70	1,329.91		79.73	3,445.30
100-5530-20-01	Travel	1,930.00		1,930.00	3,279.28	(410.99)		169.91	(1,349.28)
100-5533-20-01	Mileage Expense	1,000.00		1,000.00				-	1,000.00
100-5536-20-01	Training/Seminars	63,125.00		63,125.00	31,396.08	1,957.50	4,440.00	49.74	27,288.92
	Subtotal object - 05	88,405.00		88,405.00	52,462.62	3,379.79	4,440.00	59.34	31,502.38
100-5600-20-01	Special Events	5,000.00		5,000.00	271.38			5.43	4,728.62
100-5620-20-01	TOOLS & EQUIPMENT	71,742.00	(9,346.21)	62,395.79	39,906.37	1,946.80	4,392.24	63.96	18,097.18
100-5630-20-01	Safety Equipment	5,000.00		5,000.00	2,667.14			53.34	2,332.86
	Subtotal object - 05	81,742.00	(9,346.21)	72,395.79	42,844.89	1,946.80	4,392.24	59.18	25,158.66
100-5970-20-01	VERF Charges for Services		273,257.00	273,257.00	183,711.64			67.23	89,545.36
	Subtotal object - 05		273,257.00	273,257.00	183,711.64			67.23	89,545.36
100-6140-20-01	Capital Expense-Equipment		107,539.59	107,539.59	107,539.59			100.00	
100-6160-20-01	Capital Expense-Vehicles	90,564.00		90,564.00	74,121.15		4,800.47	81.84	11,642.38
	Subtotal object - 06	90,564.00	107,539.59	198,103.59	181,660.74		4,800.47	91.70	11,642.38
100-7145-20-01	Transfer to VERF	268,636.00	(268,636.00)					-	
	Subtotal object - 07	268,636.00	(268,636.00)					-	
Program number: 1	**OPERATIONS**	**4,925,534.00**	**106,865.36**	**5,032,399.36**	**3,894,443.68**	**422,526.94**	**73,099.15**	**77.39**	**1,064,856.53**
Program number: 5	**911 COMMUNICATIONS**								
100-5110-20-05	Salaries & Wages	648,276.00		648,276.00	511,119.56	48,647.63		78.84	137,156.44
100-5115-20-05	Salaries - Overtime	10,545.00		10,545.00	45,406.89	3,167.52		430.60	(34,861.89)
100-5126-20-05	Salaries-Vacation Buy-Out	4,051.00		4,051.00	793.92			19.60	3,257.08
100-5127-20-05	Salaries-Certification Pay	13,560.00		13,560.00	14,491.77	1,015.35		106.87	(931.77)
100-5140-20-05	Salaries - Longevity Pay	1,995.00		1,995.00	1,820.00			91.23	175.00
100-5145-20-05	Social Security Expense	42,063.00		42,063.00	35,377.57	3,173.11		84.11	6,685.43
100-5150-20-05	Medicare Expense	9,838.00		9,838.00	8,273.77	742.10		84.10	1,564.23

100-5155-20-05	SUTA Expense	2,106.00		2,106.00	3,422.02			162.49	(1,316.02)
100-5160-20-05	Health Insurance	106,392.00		106,392.00	75,389.98	6,207.66		70.86	31,002.02
100-5162-20-05	HSA Expense	9,000.00		9,000.00	687.50			7.64	8,312.50
100-5165-20-05	Dental Insurance	5,196.00		5,196.00	3,871.80	362.88		74.52	1,324.20
100-5170-20-05	Life Insurance/AD&D	1,376.00		1,376.00	1,141.12	107.87		82.93	234.88
100-5175-20-05	Liability (TML)/Workers' Comp	1,956.00		1,956.00	1,372.71	119.67		70.18	583.29
100-5180-20-05	TMRS Expense	93,046.00		93,046.00	81,125.61	7,295.64		87.19	11,920.39
100-5185-20-05	Long/Short Term Disability	1,232.00		1,232.00	873.57	90.14		70.91	358.43
100-5186-20-05	WELLE-Wellness Prog Reimb Empl	4,200.00		4,200.00	2,945.94	267.48		70.14	1,254.06
	Subtotal object - 05	954,832.00		954,832.00	788,113.73	71,197.05		82.54	166,718.27
100-5210-20-05	Office Supplies	5,000.00		5,000.00	617.75			12.36	4,382.25
100-5212-20-05	Building Supplies	500.00		500.00	1,310.80			262.16	(810.80)
100-5220-20-05	Office Equipment	5,000.00		5,000.00	838.91			16.78	4,161.09
100-5230-20-05	Dues,Fees,& Subscriptions	3,520.00		3,520.00	923.00			26.22	2,597.00
100-5240-20-05	Postage and Delivery	100.00		100.00				-	100.00
100-5250-20-05	Publications	500.00		500.00				-	500.00
100-5280-20-05	Printing and Reproduction	1,000.00		1,000.00				-	1,000.00
	Subtotal object - 05	15,620.00		15,620.00	3,690.46			23.63	11,929.54
100-5330-20-05	Copier Expense	1,000.00		1,000.00	449.82	121.18		44.98	550.18
100-5350-20-05	Vehicle Expense				(533.03)			-	533.03
	Subtotal object - 05	1,000.00		1,000.00	(83.21)	121.18		(8.32)	1,083.21
100-5400-20-05	Uniform Expense	2,790.00		2,790.00	334.22			11.98	2,455.78
100-5419-20-05	IT Licenses				5,800.00			-	(5,800.00)
100-5430-20-05	Legal Fees	1,000.00		1,000.00				-	1,000.00
100-5480-20-05	Contracted Services	73,613.00	17,049.14	90,662.14	87,638.91	7,479.40		96.67	3,023.23
	Subtotal object - 05	77,403.00	17,049.14	94,452.14	93,773.13	7,479.40		99.28	679.01
100-5520-20-05	Telephones	1,632.00		1,632.00	1,663.25	169.83		101.92	(31.25)
100-5524-20-05	Gas				665.79	115.21		-	(665.79)
100-5526-20-05	Data Network	500.00		500.00				-	500.00
100-5530-20-05	Travel	1,600.00		1,600.00				-	1,600.00
100-5533-20-05	Mileage Expense	1,000.00		1,000.00	151.20			15.12	848.80
100-5536-20-05	Training/Seminars	11,650.00		11,650.00	3,706.00	1,230.00		31.81	7,944.00
	Subtotal object - 05	16,382.00		16,382.00	6,186.24	1,515.04		37.76	10,195.76
100-5600-20-05	Special Events	3,000.00		3,000.00	1,097.46	73.55		36.58	1,902.54
100-5620-20-05	Tools & Equipment				149.90			-	(149.90)
	Subtotal object - 05	3,000.00		3,000.00	1,247.36	73.55		41.58	1,752.64
100-5970-20-05	VERF Charges for Services		3,713.00	3,713.00	2,475.36			66.67	1,237.64
	Subtotal object - 05		3,713.00	3,713.00	2,475.36			66.67	1,237.64
100-6140-20-05	Capital Expense-Equipment		20,634.00	20,634.00	20,634.00			100.00	
	Subtotal object - 06		20,634.00	20,634.00	20,634.00			100.00	
100-7145-20-05	Transfer to VERF	3,713.00	(3,713.00)					-	
	Subtotal object - 07	3,713.00	(3,713.00)					-	
Program number: 5	**911 COMMUNICATIONS**	**1,071,950.00**	**37,683.14**	**1,109,633.14**	**916,037.07**	**80,386.22**		**82.55**	**193,596.07**
Department number: 20	**POLICE**	**5,997,484.00**	**144,548.50**	**6,142,032.50**	**4,810,480.75**	**502,913.16**	**73,099.15**	**78.32**	**1,258,452.60**
Program number: 1	**OPERATIONS**								
100-5110-30-01	Salaries & Wages	3,563,406.00	(34,878.25)	3,528,527.75	2,931,288.06	262,890.01		83.07	597,239.69
100-5115-30-01	Salaries - Overtime	587,168.00		587,168.00	552,217.57	50,173.62		94.05	34,950.43
100-5116-30-01	Salaries - FLSA Overtime	88,848.00		88,848.00	54,792.80	4,955.58		61.67	34,055.20
100-5126-30-01	Salaries-Vacation Buy-Out	2,978.00		2,978.00	6,192.79			207.95	(3,214.79)
100-5127-30-01	Salaries-Certification Pay	49,620.00		49,620.00	48,452.31	4,126.32		97.65	1,167.69
100-5140-30-01	Salaries - Longevity Pay	14,595.00		14,595.00	13,940.00			95.51	655.00
100-5143-30-01	Cell Phone Allowance	12,720.00		12,720.00	8,855.00	805.00		69.62	3,865.00
100-5145-30-01	Social Security Expense	262,291.00		262,291.00	211,537.92	18,927.27		80.65	50,753.08
100-5150-30-01	Medicare Expense	61,343.00		61,343.00	50,159.38	4,426.55		81.77	11,183.62
100-5155-30-01	SUTA Expense	8,424.00		8,424.00	11,905.22	70.60		141.33	(3,481.22)

100-5160-30-01	Health Insurance	338,076.00		338,076.00	346,596.01	30,584.46		102.52	(8,520.01)
100-5162-30-01	HSA Expense	31,500.00		31,500.00	687.50			2.18	30,812.50
100-5165-30-01	Dental Insurance	16,095.00		16,095.00	13,227.30	1,296.56		82.18	2,867.70
100-5170-30-01	Life Insurance/AD&D	12,702.00		12,702.00	11,239.00	1,112.86		88.48	1,463.00
100-5171-30-01	Life Insurance-Supplemental	8,000.00		8,000.00	6,241.00			78.01	1,759.00
100-5175-30-01	Liability (TML)/Workers' Comp	107,881.00		107,881.00	89,476.53	7,912.36		82.94	18,404.47
100-5180-30-01	TMRS Expense	554,153.00		554,153.00	482,852.81	43,236.94		87.13	71,300.19
100-5185-30-01	Long/Short Term Disability	6,519.00		6,519.00	4,674.50	459.72		71.71	1,844.50
100-5186-30-01	WELLE-Wellness Prog Reimb Empl	12,600.00		12,600.00	13,715.74	1,403.28		108.86	(1,115.74)
100-5194-30-01	FD Annual Phy & Screening	32,905.00		32,905.00	25,580.00		1,770.00	77.74	5,555.00
	Subtotal object - 05	5,771,824.00	(34,878.25)	5,736,945.75	4,883,631.44	432,381.13	1,770.00	85.13	851,544.31
100-5210-30-01	Office Supplies	7,800.00		7,800.00	6,111.11	610.59		78.35	1,688.89
100-5212-30-01	Building Supplies	11,500.00		11,500.00	10,320.58	90.96		89.74	1,179.42
100-5220-30-01	Office Equipment	11,945.00	(1,000.00)	10,945.00	5,611.99	391.00		51.27	5,333.01
100-5230-30-01	Dues,Fees,& Subscriptions	16,400.00		16,400.00	10,296.99	1,421.98		62.79	6,103.01
100-5240-30-01	Postage and Delivery	400.00		400.00	344.32	36.39		86.08	55.68
100-5250-30-01	Publications	500.00		500.00	141.37			28.27	358.63
100-5280-30-01	Printing and Reproduction	1,900.00		1,900.00	1,786.14			94.01	113.86
100-5290-30-01	Other Charges and Services	4,500.00	(2,000.00)	2,500.00	1,616.26	17.95		64.65	883.74
	Subtotal object - 05	54,945.00	(3,000.00)	51,945.00	36,228.76	2,568.87		69.74	15,716.24
100-5320-30-01	Repairs & Maintenance	32,000.00	(5,000.00)	27,000.00	23,528.68	1,440.62		87.14	3,471.32
100-5330-30-01	Copier Expense	3,613.00		3,613.00	1,908.48	438.97		52.82	1,704.52
100-5335-30-01	Radio/Video Equip. and Repairs	22,760.00	(18,058.55)	4,701.45	3,872.25	917.00		82.36	829.20
100-5340-30-01	Building Repairs	45,000.00	(824.78)	44,175.22	28,593.58	714.20	7,800.00	64.73	7,781.64
100-5350-30-01	Vehicle Expense	101,386.00		101,386.00	100,147.75	1,148.95		98.78	1,238.25
100-5352-30-01	Fuel	38,500.00		38,500.00	38,318.34	4,907.92		99.53	181.66
100-5353-30-01	Oil/Grease/Inspections	950.00		950.00	258.86			27.25	691.14
	Subtotal object - 05	244,209.00	(23,883.33)	220,325.67	196,627.94	9,567.66	7,800.00	89.24	15,897.73
100-5400-30-01	Uniform Expense	56,500.00		56,500.00	55,448.91	1,675.99	13.88	98.14	1,037.21
100-5419-30-01	IT Licenses	16,420.00	34,878.25	51,298.25	51,298.74	37,878.25		100.00	(0.49)
100-5430-30-01	Legal Fees	4,000.00		4,000.00	912.00	76.00		22.80	3,088.00
100-5440-30-01	EMS	141,920.04	(36,508.75)	105,411.29	89,492.92	4,391.68	6,294.34	84.90	9,624.03
100-5445-30-01	Emergency Management	25,230.00	2,365.00	27,595.00	18,791.71	57.44		68.10	8,803.29
100-5480-30-01	Contracted Services	74,000.00		74,000.00	70,021.61	1,030.27	2,500.00	94.62	1,478.39
	Subtotal object - 05	318,070.04	734.50	318,804.54	285,965.89	45,109.63	8,808.22	89.70	24,030.43
100-5520-30-01	Telephones	2,292.00		2,292.00	2,079.70	208.71		90.74	212.30
100-5523-30-01	Water/Sewer Charges	18,800.00		18,800.00	9,893.74	1,889.22		52.63	8,906.26
100-5524-30-01	Gas	4,500.00		4,500.00	4,218.50	124.63		93.74	281.50
100-5525-30-01	Electricity	38,500.00		38,500.00	26,004.88	3,786.23		67.55	12,495.12
100-5526-30-01	Data Network	9,820.00		9,820.00	14,313.10	1,440.80		145.76	(4,493.10)
100-5530-30-01	Travel	2,120.00		2,120.00	2,434.83			114.85	(314.83)
100-5533-30-01	Mileage Expense	750.00		750.00				-	750.00
100-5536-30-01	Training/Seminars	45,586.24		45,586.24	18,988.02	9.99	21,420.20	41.65	5,178.02
	Subtotal object - 05	122,368.24		122,368.24	77,932.77	7,459.58	21,420.20	63.69	23,015.27
100-5610-30-01	Fire Fighting Equipment	20,000.00		20,000.00	17,469.55	1,779.14		87.35	2,530.45
100-5620-30-01	Tools & Equipment	1,000.00		1,000.00	935.70			93.57	64.30
100-5630-30-01	Safety Equipment	72,434.00	10,000.00	82,434.00	51,102.11		31,998.26	61.99	(666.37)
	Subtotal object - 05	93,434.00	10,000.00	103,434.00	69,507.36	1,779.14	31,998.26	67.20	1,928.38
100-5930-30-01	Damage Claims Expense				1,000.00			-	(1,000.00)
100-5970-30-01	VERF Charges for Services		531,346.00	531,346.00	354,230.56			66.67	177,115.44
	Subtotal object - 05		531,346.00	531,346.00	355,230.56			66.86	176,115.44
100-6110-30-01	Capital Expenditure		147,317.78	147,317.78	147,317.78			100.00	
100-6140-30-01	Capital Expense-Equipment		121,252.30	121,252.30	121,172.30	67,260.00	80.00	99.93	
100-6160-30-01	Capital Expense-Vehicles	68,435.00	655.00	69,090.00	2,695.54		66,359.50	3.90	34.96
	Subtotal object - 06	68,435.00	269,225.08	337,660.08	271,185.62	67,260.00	66,439.50	80.31	34.96

100-7144-30-01		Transfer to Bond Fund		1,810,000.00	1,810,000.00	1,810,000.00			100.00	
100-7145-30-01		Transfer to VERF	531,346.00	(531,346.00)					-	
		Subtotal object - 07	531,346.00	1,278,654.00	1,810,000.00	1,810,000.00			100.00	
Program number:	**1**	**OPERATIONS**	**7,204,631.28**	**2,028,198.00**	**9,232,829.28**	**7,986,310.34**	**566,126.01**	**138,236.18**	**86.50**	**1,108,282.76**
Program number:	**5**	**MARSHAL**								
100-5110-30-05		Salaries & Wages	296,961.00		296,961.00	266,144.98	24,226.59		89.62	30,816.02
100-5115-30-05		Salaries - Overtime	24,404.00		24,404.00	19,389.99	2,337.99		79.45	5,014.01
100-5126-30-05		Salaries-Vacation Buy-Out	2,610.00		2,610.00	2,609.60			99.99	0.40
100-5140-30-05		Salaries - Longevity Pay	1,385.00		1,385.00	1,330.00			96.03	55.00
100-5143-30-05		Cell Phone Allowance	3,060.00		3,060.00	2,805.00	255.00		91.67	255.00
100-5145-30-05		Social Security Expense	20,362.00		20,362.00	16,794.95	1,521.97		82.48	3,567.05
100-5150-30-05		Medicare Expense	4,763.00		4,763.00	3,927.85	355.95		82.47	835.15
100-5155-30-05		SUTA Expense	648.00		648.00	948.05			146.30	(300.05)
100-5160-30-05		Health Insurance	36,279.00		36,279.00	26,946.23	3,203.30		74.28	9,332.77
100-5165-30-05		Dental Insurance	1,639.00		1,639.00	1,404.21	144.52		85.68	234.79
100-5170-30-05		Life Insurance/AD&D	1,162.00		1,162.00	1,064.66	103.16		91.62	97.34
100-5175-30-05		Liability (TML)/Workers' Comp	7,877.00		7,877.00	5,554.27	477.70		70.51	2,322.73
100-5180-30-05		TMRS Expense	45,069.00		45,069.00	39,820.33	3,679.51		88.35	5,248.67
100-5185-30-05		Long/Short Term Disability	565.00		565.00	463.24	46.03		81.99	101.76
100-5186-30-05		WELLE-Wellness Prog Reimb Empl	450.00		450.00	1,670.00	215.00		371.11	(1,220.00)
100-5194-30-05		FD Annual Phy & Screening	1,678.00		1,678.00	1,425.00			84.92	253.00
		Subtotal object - 05	448,912.00		448,912.00	392,298.36	36,566.72		87.39	56,613.64
100-5210-30-05		Office Supplies	350.00		350.00	144.73			41.35	205.27
100-5215-30-05		Ammunition	1,250.00		1,250.00	1,196.38			95.71	53.62
100-5220-30-05		Office Equipment	2,945.00		2,945.00	1,379.33			46.84	1,565.67
100-5230-30-05		Dues,Fees,& Subscriptions	750.00		750.00	1,031.65	139.05		137.55	(281.65)
100-5240-30-05		Postage and Delivery	100.00		100.00				-	100.00
100-5250-30-05		Publications	2,545.00		2,545.00	1,562.90			61.41	982.10
100-5280-30-05		Printing and Reproduction	500.00		500.00	608.86	35.00		121.77	(108.86)
100-5295-30-05		Public Education/Fire Prevent	7,500.00		7,500.00	939.26	885.00		12.52	6,560.74
		Subtotal object - 05	15,940.00		15,940.00	6,863.11	1,059.05		43.06	9,076.89
100-5335-30-05		Radio/Video Equip. and Repairs	500.00		500.00	1,838.00			367.60	(1,338.00)
100-5350-30-05		Vehicle Expense	3,000.00		3,000.00	1,914.80	294.92		63.83	1,085.20
100-5352-30-05		Fuel	3,000.00		3,000.00	2,032.36	252.68		67.75	967.64
100-5353-30-05		Oil/Grease/Inspections	500.00		500.00				-	500.00
		Subtotal object - 05	7,000.00		7,000.00	5,785.16	547.60		82.65	1,214.84
100-5400-30-05		Uniform Expense	3,500.00		3,500.00	3,052.38			87.21	447.62
100-5419-30-05		IT Licenses	165.00		165.00				-	165.00
100-5430-30-05		Legal Fees	2,500.00		2,500.00	342.00			13.68	2,158.00
100-5480-30-05		Contracted Services	2,650.00		2,650.00				-	2,650.00
		Subtotal object - 05	8,815.00		8,815.00	3,394.38			38.51	5,420.62
100-5526-30-05		Data Network	1,845.00		1,845.00	1,139.70	113.97		61.77	705.30
100-5530-30-05		Travel	735.00		735.00	286.50	286.50		38.98	448.50
100-5536-30-05		Training/Seminars	5,950.00		5,950.00	3,093.43	262.00		51.99	2,856.57
		Subtotal object - 05	8,530.00		8,530.00	4,519.63	662.47		52.99	4,010.37
100-5620-30-05		Tools & Equipment	500.00		500.00	57.34			11.47	442.66
100-5630-30-05		Safety Equipment	4,000.00		4,000.00	897.16			22.43	3,102.84
100-5640-30-05		Signs & Hardware	350.00		350.00				-	350.00
		Subtotal object - 05	4,850.00		4,850.00	954.50			19.68	3,895.50
100-5930-30-05		Damage Claims Expense				3,341.96	3,341.96		-	(3,341.96)
100-5970-30-05		VERF Charges for Services		14,787.00	14,787.00	9,858.00			66.67	4,929.00
		Subtotal object - 05		14,787.00	14,787.00	13,199.96	3,341.96		89.27	1,587.04
100-7145-30-05		Transfer to VERF	14,787.00	(14,787.00)					-	
		Subtotal object - 07	14,787.00	(14,787.00)					-	
Program number:	**5**	**MARSHAL**	**508,834.00**		**508,834.00**	**427,015.10**	**42,177.80**		**83.92**	**81,818.90**

Department number: 30	**FIRE**	**7,713,465.28**	**2,028,198.00**	**9,741,663.28**	**8,413,325.44**	**608,303.81**	**138,236.18**	**86.36**	**1,190,101.66**
Program number: 1	**INSPECTIONS**								
100-5110-40-01	Salaries & Wages	1,002,143.00	70,264.00	1,072,407.00	859,413.23	79,817.91		80.14	212,993.77
100-5115-40-01	Salaries - Overtime	1,000.00		1,000.00	26,737.99	3,518.87			(25,737.99)
100-5126-40-01	Salaries-Vacation Buy-Out	4,438.00		4,438.00				-	4,438.00
100-5140-40-01	Salaries - Longevity Pay	3,370.00		3,370.00	2,965.00			87.98	405.00
100-5143-40-01	Cell Phone Allowance	4,860.00		4,860.00	3,185.00	285.00		65.54	1,675.00
100-5145-40-01	Social Security Expense	62,981.00		62,981.00	52,910.90	4,889.15		84.01	10,070.10
100-5150-40-01	Medicare Expense	14,730.00		14,730.00	12,374.34	1,143.44		84.01	2,355.66
100-5155-40-01	SUTA Expense	2,592.00		2,592.00	4,972.48	474.25		191.84	(2,380.48)
100-5160-40-01	Health Insurance	135,072.00		135,072.00	93,148.24	8,386.58		68.96	41,923.76
100-5162-40-01	HSA Expense	6,000.00		6,000.00	750.00			12.50	5,250.00
100-5165-40-01	Dental Insurance	6,534.00		6,534.00	4,929.74	480.10		75.45	1,604.26
100-5170-40-01	Life Insurance/AD&D	1,801.00		1,801.00	1,562.52	159.46		86.76	238.48
100-5175-40-01	Liability (TML)/Workers' Comp	4,899.00		4,899.00	5,021.46	429.07		102.50	(122.46)
100-5180-40-01	TMRS Expense	139,573.00		139,573.00	121,890.41	11,090.28		87.33	17,682.59
100-5185-40-01	Long/Short Term Disability	1,905.00		1,905.00	1,468.66	146.20		77.10	436.34
100-5186-40-01	WELLE-Wellness Prog Reimb Empl	3,000.00		3,000.00	3,019.38	278.32		100.65	(19.38)
	Subtotal object - 05	1,394,898.00	70,264.00	1,465,162.00	1,194,349.35	111,098.63		81.52	270,812.65
100-5210-40-01	Office Supplies	5,000.00	(400.00)	4,600.00	4,899.91	106.75		106.52	(299.91)
100-5220-40-01	Office Equipment	3,000.00	12,100.00	15,100.00	1,048.28		9,998.63	6.94	4,053.09
100-5230-40-01	Dues,Fees,& Subscriptions	2,240.00		2,240.00	1,624.95	295.00		72.54	615.05
100-5240-40-01	Postage and Delivery	25.00		25.00	2.52			10.08	22.48
100-5250-40-01	Publications	3,000.00		3,000.00	1,286.27			42.88	1,713.73
100-5280-40-01	Printing and Reproduction	1,000.00		1,000.00	1,066.97			106.70	(66.97)
100-5290-40-01	Other Charges and Services	300.00		300.00	252.31			84.10	47.69
	Subtotal object - 05	14,565.00	11,700.00	26,265.00	10,181.21	401.75	9,998.63	38.76	6,085.16
100-5330-40-01	Copier Expense	2,500.00		2,500.00	2,075.13	260.74		83.01	424.87
100-5350-40-01	Vehicle Expense	10,371.00		10,371.00	5,622.28	912.38		54.21	4,748.72
100-5352-40-01	Fuel	6,500.00		6,500.00	7,744.80	1,070.43		119.15	(1,244.80)
	Subtotal object - 05	19,371.00		19,371.00	15,442.21	2,243.55		79.72	3,928.79
100-5400-40-01	Uniform Expense	3,000.00		3,000.00	3,132.87	634.92		104.43	(132.87)
100-5410-40-01	Professional Services	274,000.00	603,160.00	877,160.00	342,050.26	63,783.58	513,109.74	39.00	22,000.00
100-5418-40-01	IT Fees	431,466.00	52,500.00	483,966.00	198,817.20	700.00	282,612.50	41.08	2,536.30
100-5419-40-01	IT Licenses		4,330.00	4,330.00				-	4,330.00
100-5430-40-01	Legal Fees	2,000.00		2,000.00	665.00	57.00		33.25	1,335.00
100-5475-40-01	Credit Card Fees	15,000.00		15,000.00	58,784.34	3,915.17		391.90	(43,784.34)
100-5480-40-01	Contracted Services	3,000.00		3,000.00	1,070.14	497.96		35.67	1,929.86
	Subtotal object - 05	728,466.00	659,990.00	1,388,456.00	604,519.81	69,588.63	795,722.24	43.54	(11,786.05)
100-5520-40-01	Telephones	650.00		650.00	983.11	108.53		151.25	(333.11)
100-5526-40-01	Data Network	4,320.00		4,320.00	4,558.19	430.29		105.51	(238.19)
100-5530-40-01	Travel	1,042.00		1,042.00	1,054.90	1,054.90		101.24	(12.90)
100-5533-40-01	Mileage Expense	1,283.00		1,283.00				-	1,283.00
100-5536-40-01	Training/Seminars	14,193.00		14,193.00	8,318.21	3,838.19		58.61	5,874.79
	Subtotal object - 05	21,488.00		21,488.00	14,914.41	5,431.91		69.41	6,573.59
100-5620-40-01	Tools & Equipment	1,450.00		1,450.00	589.48			40.65	860.52
100-5630-40-01	Safety Equipment	1,600.00		1,600.00	1,351.69			84.48	248.31
	Subtotal object - 05	3,050.00		3,050.00	1,941.17			63.65	1,108.83
100-5970-40-01	VERF Charges for Services		29,351.00	29,351.00	19,567.36			66.67	9,783.64
	Subtotal object - 05		29,351.00	29,351.00	19,567.36			66.67	9,783.64
100-7145-40-01	Transfer to VERF	29,351.00	(29,351.00)					-	
	Subtotal object - 07	29,351.00	(29,351.00)					-	
Program number: 1	**INSPECTIONS**	**2,211,189.00**	**741,954.00**	**2,953,143.00**	**1,860,915.52**	**188,764.47**	**805,720.87**	**63.02**	**286,506.61**
Program number: 2	**CODE COMPLIANCE**								
100-5110-40-02	Salaries & Wages	181,261.00		181,261.00	164,659.64	14,181.69		90.84	16,601.36

100-5115-40-02	Salaries - Overtime	760.00		760.00	169.69	38.66		22.33	590.31
100-5126-40-02	Salaries-Vacation Buy-Out				1,059.60			-	(1,059.60)
100-5140-40-02	Salaries - Longevity Pay	665.00		665.00	690.00			103.76	(25.00)
100-5143-40-02	Cell Phone Allowance	720.00		720.00	660.00	60.00		91.67	60.00
100-5145-40-02	Social Security Expense	11,372.00		11,372.00	9,618.19	816.63		84.58	1,753.81
100-5150-40-02	Medicare Expense	2,660.00		2,660.00	2,249.42	190.99		84.57	410.58
100-5155-40-02	SUTA Expense	486.00		486.00	756.00			155.56	(270.00)
100-5160-40-02	Health Insurance	28,944.00		28,944.00	21,540.56	2,002.32		74.42	7,403.44
100-5162-40-02	HSA Expense	750.00		750.00				-	750.00
100-5165-40-02	Dental Insurance	1,292.00		1,292.00	1,115.94	103.74		86.37	176.06
100-5170-40-02	Life Insurance/AD&D	338.00		338.00	300.16	28.14		88.81	37.84
100-5175-40-02	Liability (TML)/Workers' Comp	1,115.00		1,115.00	750.58	59.40		67.32	364.42
100-5180-40-02	TMRS Expense	25,200.00		25,200.00	22,934.86	1,969.67		91.01	2,265.14
100-5185-40-02	Long/Short Term Disability	345.00		345.00	283.88	26.96		82.28	61.12
100-5186-40-02	WELLE-Wellness Prog Reimb Empl	600.00		600.00	1,020.00	115.00		170.00	(420.00)
	Subtotal object - 05	256,508.00		256,508.00	227,808.52	19,593.20		88.81	28,699.48
100-5210-40-02	Office Supplies	500.00		500.00	506.08			101.22	(6.08)
100-5220-40-02	Office Equipment	500.00		500.00	444.87			88.97	55.13
100-5230-40-02	Dues,Fees,& Subscriptions	1,095.00		1,095.00	628.00			57.35	467.00
100-5240-40-02	Postage and Delivery	500.00		500.00	675.04	43.73		135.01	(175.04)
100-5250-40-02	Publications				12.64			-	(12.64)
100-5280-40-02	Printing and Reproduction	1,350.00		1,350.00	1,894.88			140.36	(544.88)
100-5290-40-02	Other Charges and Services				51.54			-	(51.54)
	Subtotal object - 05	3,945.00		3,945.00	4,213.05	43.73		106.80	(268.05)
100-5330-40-02	Copier Expense	50.00		50.00	5.08	1.05		10.16	44.92
100-5350-40-02	Vehicle Expense	2,867.00		2,867.00	1,642.66	120.67		57.30	1,224.34
100-5352-40-02	Fuel	1,800.00		1,800.00	1,239.86	186.38		68.88	560.14
	Subtotal object - 05	4,717.00		4,717.00	2,887.60	308.10		61.22	1,829.40
100-5400-40-02	Uniform Expense	600.00		600.00	522.67			87.11	77.33
100-5418-40-02	IT Fees	440.00		440.00				-	440.00
100-5419-40-02	IT Licenses	1,000.00		1,000.00				-	1,000.00
100-5430-40-02	Legal Fees	1,750.00		1,750.00	20,013.05	841.00			(18,263.05)
100-5435-40-02	Legal Notices/Filings	250.00		250.00	98.00	30.00		39.20	152.00
100-5480-40-02	Contracted Services	125,137.00		125,137.00	95,082.00	2,090.00	4,750.00	75.98	25,305.00
	Subtotal object - 05	129,177.00		129,177.00	115,715.72	2,961.00	4,750.00	89.58	8,711.28
100-5520-40-02	Telephones	1,368.00		1,368.00	659.39	75.46		48.20	708.61
100-5526-40-02	Data Network	912.00		912.00	379.90	37.99		41.66	532.10
100-5530-40-02	Travel	394.00		394.00				-	394.00
100-5533-40-02	Mileage Expense	620.00		620.00				-	620.00
100-5536-40-02	Training/Seminars	1,800.00		1,800.00	669.00			37.17	1,131.00
	Subtotal object - 05	5,094.00		5,094.00	1,708.29	113.45		33.54	3,385.71
100-5600-40-02	Special Events	250.00		250.00	250.00			100.00	
100-5620-40-02	Tools & Equipment	400.00		400.00	415.78			103.95	(15.78)
100-5640-40-02	Signs & Hardware	200.00	700.00	900.00	889.62			98.85	10.38
	Subtotal object - 05	850.00	700.00	1,550.00	1,555.40			100.35	(5.40)
100-5970-40-02	VERF Charges for Services		8,495.00	8,495.00	5,663.36			66.67	2,831.64
	Subtotal object - 05		8,495.00	8,495.00	5,663.36			66.67	2,831.64
100-7145-40-02	Transfer to VERF	8,495.00	(8,495.00)					-	
	Subtotal object - 07	8,495.00	(8,495.00)					-	
Program number: 2	**CODE COMPLIANCE**	**408,786.00**	**700.00**	**409,486.00**	**359,551.94**	**23,019.48**	**4,750.00**	**87.81**	**45,184.06**
Program number: 3	**PLANNING**								
100-5110-40-03	Salaries & Wages	408,567.00		408,567.00	398,449.31	31,339.30		97.52	10,117.69
100-5115-40-03	Salaries - Overtime	2,000.00		2,000.00	1,246.87	51.80		62.34	753.13
100-5126-40-03	Salaries-Vacation Buy-Out	5,935.00		5,935.00	6,089.36			102.60	(154.36)
100-5140-40-03	Salaries - Longevity Pay	1,980.00		1,980.00	2,205.00			111.36	(225.00)

100-5143-40-03	Cell Phone Allowance	2,760.00		2,760.00	2,395.00	230.00		86.78	365.00
100-5145-40-03	Social Security Expense	26,117.00		26,117.00	23,958.51	1,829.34		91.74	2,158.49
100-5150-40-03	Medicare Expense	6,108.00		6,108.00	5,603.19	427.84		91.74	504.81
100-5155-40-03	SUTA Expense	810.00		810.00	1,548.00			191.11	(738.00)
100-5160-40-03	Health Insurance	48,240.00		48,240.00	51,132.42	4,300.30		106.00	(2,892.42)
100-5162-40-03	HSA Expense	6,750.00		6,750.00	1,125.00			16.67	5,625.00
100-5165-40-03	Dental Insurance	2,250.00		2,250.00	1,968.90	179.00		87.51	281.10
100-5170-40-03	Life Insurance/AD&D	638.00		638.00	544.23	50.34		85.30	93.77
100-5175-40-03	Liability (TML)/Workers' Comp	1,606.00		1,606.00	1,132.79	61.56		70.54	473.21
100-5180-40-03	TMRS Expense	57,879.00		57,879.00	56,060.25	4,334.30		96.86	1,818.75
100-5185-40-03	Long/Short Term Disability	777.00		777.00	685.38	59.56		88.21	91.62
100-5186-40-03	WELLE-Wellness Prog Reimb Empl	1,800.00		1,800.00	1,725.76	154.16		95.88	74.24
	Subtotal object - 05	574,217.00		574,217.00	555,869.97	43,017.50		96.81	18,347.03
100-5210-40-03	Office Supplies	2,200.00		2,200.00	1,554.93	48.52		70.68	645.07
100-5220-40-03	Office Equipment	1,000.00		1,000.00				-	1,000.00
100-5230-40-03	Dues,Fees,& Subscriptions	2,999.00		2,999.00	2,937.90	890.00		97.96	61.10
100-5240-40-03	Postage and Delivery	550.00		550.00	205.76	23.46		37.41	344.24
100-5250-40-03	Publications	150.00		150.00	63.00			42.00	87.00
100-5280-40-03	Printing and Reproduction	250.00		250.00	494.55			197.82	(244.55)
100-5290-40-03	Other Charges and Services				120.23			-	(120.23)
	Subtotal object - 05	7,149.00		7,149.00	5,376.37	961.98		75.21	1,772.63
100-5330-40-03	Copier Expense	3,000.00		3,000.00	876.32	223.95		29.21	2,123.68
	Subtotal object - 05	3,000.00		3,000.00	876.32	223.95		29.21	2,123.68
100-5400-40-03	Uniform Expense	750.00		750.00	705.56			94.08	44.44
100-5410-40-03	Professional Services	112,800.00	95,000.00	207,800.00	162,570.54	28,218.31	8,491.50	78.23	36,737.96
100-5418-40-03	IT Fees	5,075.00		5,075.00				-	5,075.00
100-5419-40-03	IT Licenses	8,497.00		8,497.00	12,124.57	351.47		142.69	(3,627.57)
100-5430-40-03	Legal Fees	28,000.00		28,000.00	30,742.24	3,515.00		109.79	(2,742.24)
100-5435-40-03	Legal Notices/Filings	2,000.00		2,000.00	3,818.00	102.00		190.90	(1,818.00)
	Subtotal object - 05	157,122.00	95,000.00	252,122.00	209,960.91	32,186.78	8,491.50	83.28	33,669.59
100-5526-40-03	Data Network	3,360.00		3,360.00	3,039.20	303.92		90.45	320.80
100-5530-40-03	Travel	1,589.00		1,589.00				-	1,589.00
100-5533-40-03	Mileage Expense	280.00		280.00				-	280.00
100-5536-40-03	Training/Seminars	3,100.00		3,100.00	1,125.00			36.29	1,975.00
	Subtotal object - 05	8,329.00		8,329.00	4,164.20	303.92		50.00	4,164.80
100-5970-40-03	VERF Charges for Services		1,512.00	1,512.00	1,008.00			66.67	504.00
	Subtotal object - 05		1,512.00	1,512.00	1,008.00			66.67	504.00
100-7145-40-03	Transfer to VERF	1,512.00	(1,512.00)					-	
	Subtotal object - 07	1,512.00	(1,512.00)					-	
Program number: 3	**PLANNING**	**751,329.00**	**95,000.00**	**846,329.00**	**777,255.77**	**76,694.13**	**8,491.50**	**91.84**	**60,581.73**
Department number: 40	**DEVELOPMENT SERVICES**	**3,371,304.00**	**837,654.00**	**4,208,958.00**	**2,997,723.23**	**288,478.08**	**818,962.37**	**71.22**	**392,272.40**
Program number: 1	**STREETS**								
100-5110-50-01	Salaries & Wages	393,871.00		393,871.00	380,598.73	31,705.81		96.63	13,272.27
100-5115-50-01	Salaries - Overtime	15,763.00		15,763.00	13,045.00	1,028.57		82.76	2,718.00
100-5140-50-01	Salaries - Longevity Pay	2,485.00		2,485.00	2,355.00			94.77	130.00
100-5145-50-01	Social Security Expense	25,490.00		25,490.00	22,858.06	1,873.37		89.68	2,631.94
100-5150-50-01	Medicare Expense	5,962.00		5,962.00	5,345.81	438.10		89.67	616.19
100-5155-50-01	SUTA Expense	972.00		972.00	2,016.00			207.41	(1,044.00)
100-5160-50-01	Health Insurance	77,184.00		77,184.00	72,588.96	5,985.36		94.05	4,595.04
100-5162-50-01	HSA Expense	6,750.00		6,750.00				-	6,750.00
100-5165-50-01	Dental Insurance	3,490.00		3,490.00	3,055.80	274.14		87.56	434.20
100-5170-50-01	Life Insurance/AD&D	901.00		901.00	825.44	75.04		91.61	75.56
100-5175-50-01	Liability (TML)/Workers' Comp	17,781.00		17,781.00	15,617.56	1,211.09		87.83	2,163.44
100-5180-50-01	TMRS Expense	56,488.00		56,488.00	54,281.12	4,504.59		96.09	2,206.88
100-5185-50-01	Long/Short Term Disability	749.00		749.00	626.31	57.52		83.62	122.69

100-5186-50-01	WELLE-Wellness Prog Reimb Empl	1,200.00		1,200.00	700.00	50.00		58.33	500.00
	Subtotal object - 05	609,086.00		609,086.00	573,913.79	47,203.59		94.23	35,172.21
100-5210-50-01	Office Supplies	660.00		660.00	195.80			29.67	464.20
100-5220-50-01	Office Equipment	500.00		500.00	529.24			105.85	(29.24)
100-5230-50-01	Dues,Fees,& Subscriptions	1,800.00		1,800.00	197.00			10.94	1,603.00
	Subtotal object - 05	2,960.00		2,960.00	922.04			31.15	2,037.96
100-5310-50-01	Rental Expense	36,000.00		36,000.00	27,616.63	6,313.69		76.71	8,383.37
100-5320-50-01	Repairs & Maintenance	500.00		500.00				-	500.00
100-5321-50-01	Signal Light Repairs	30,000.00		30,000.00	28,860.51	1,140.00		96.20	1,139.49
100-5326-50-01	Street Light Repairs		3,561.50	3,561.50	6,869.20			192.87	(3,307.70)
100-5340-50-01	Building Repairs	500.00		500.00	743.10			148.62	(243.10)
100-5350-50-01	Vehicle Expense	13,440.00		13,440.00	12,439.25	891.53		92.55	1,000.75
100-5351-50-01	Equipment Expense/Repair	8,000.00		8,000.00	4,106.45	199.72	3,063.52	51.33	830.03
100-5352-50-01	Fuel	11,500.00		11,500.00	12,425.03	1,808.30		108.04	(925.03)
100-5353-50-01	Oil/Grease/Inspections	600.00		600.00	227.99			38.00	372.01
	Subtotal object - 05	100,540.00	3,561.50	104,101.50	93,288.16	10,353.24	3,063.52	89.61	7,749.82
100-5400-50-01	Uniform Expense	6,500.00		6,500.00	7,073.76	1,471.69		108.83	(573.76)
100-5419-50-01	IT LICENSES	400.00		400.00			1,000.00	-	(600.00)
100-5430-50-01	Legal Fees	300.00		300.00				-	300.00
100-5435-50-01	Legal Notices/Filings				1,628.00			-	(1,628.00)
100-5480-50-01	Contracted Services	253,527.00	11,735.40	265,262.40	151,291.91	29,771.88	46,215.52	57.04	67,754.97
100-5485-50-01	Contract Svcs - Annual Street	1,250,000.00	(22,166.00)	1,227,834.00	134,123.00		395,882.00	10.92	697,829.00
	Subtotal object - 05	1,510,727.00	(10,430.60)	1,500,296.40	294,116.67	31,243.57	443,097.52	19.60	763,082.21
100-5520-50-01	Telephones	2,500.00		2,500.00	2,906.17	273.26		116.25	(406.17)
100-5523-50-01	Water/Sewer Charges	500.00		500.00	523.64	79.71		104.73	(23.64)
100-5524-50-01	Gas				62.97			-	(62.97)
100-5525-50-01	Electricity	2,500.00		2,500.00	2,250.00	250.00		90.00	250.00
100-5526-50-01	Data Network	1,500.00		1,500.00	461.38	69.63		30.76	1,038.62
100-5527-50-01	Electricity - Street Lights	219,000.00		219,000.00	208,306.25	20,965.17		95.12	10,693.75
100-5530-50-01	Travel	100.00		100.00	52.65			52.65	47.35
100-5533-50-01	Mileage Expense				153.66			-	(153.66)
100-5536-50-01	Training/Seminars	4,300.00		4,300.00	1,512.11			35.17	2,787.89
	Subtotal object - 05	230,400.00		230,400.00	216,228.83	21,637.77		93.85	14,171.17
100-5620-50-01	Tools & Equipment	8,500.00		8,500.00	6,308.98	595.83		74.22	2,191.02
100-5630-50-01	Safety Equipment	5,000.00		5,000.00	4,422.28	1,625.78		88.45	577.72
100-5640-50-01	Signs & Hardware	48,000.00		48,000.00	57,976.25	8,413.15	(817.56)	120.78	(9,158.69)
100-5650-50-01	Maintenance Materials	100,000.00	(11,797.15)	88,202.85	63,562.49	3,676.30	14,531.22	72.06	10,109.14
	Subtotal object - 05	161,500.00	(11,797.15)	149,702.85	132,270.00	14,311.06	13,713.66	88.36	3,719.19
100-5930-50-01	Damage Claims Expense				6,106.76			-	(6,106.76)
100-5970-50-01	VERF Charges for Services		50,315.00	50,315.00	33,543.36			66.67	16,771.64
	Subtotal object - 05		50,315.00	50,315.00	39,650.12			78.80	10,664.88
100-6110-50-01	Capital Expenditure		14,722.00	14,722.00	7,444.00		14,792.00	50.56	(7,514.00)
100-6140-50-01	Capital Expense-Equipment	26,000.00	15,679.65	41,679.65	34,235.65			82.14	7,444.00
	Subtotal object - 06	26,000.00	30,401.65	56,401.65	41,679.65		14,792.00	73.90	(70.00)
100-7145-50-01	Transfer to VERF	50,315.00	(50,315.00)					-	
	Subtotal object - 07	50,315.00	(50,315.00)					-	
Program number: 1	**STREETS**	**2,691,528.00**	**11,735.40**	**2,703,263.40**	**1,392,069.26**	**124,749.23**	**474,666.70**	**51.50**	**836,527.44**
Program number: 5	**FACILITIES MANAGEMENT**								
100-5212-50-05	Building Supplies	6,000.00	5,962.50	11,962.50	12,983.75	2,107.16		108.54	(1,021.25)
	Subtotal object - 05	6,000.00	5,962.50	11,962.50	12,983.75	2,107.16		108.54	(1,021.25)
100-5340-50-05	Building Repairs	19,500.00		19,500.00	13,818.25	129.33		70.86	5,681.75
	Subtotal object - 05	19,500.00		19,500.00	13,818.25	129.33		70.86	5,681.75
100-5480-50-05	Contracted Services	375,351.00		375,351.00	160,862.84	704.54	218,599.10	42.86	(4,110.94)
	Subtotal object - 05	375,351.00		375,351.00	160,862.84	704.54	218,599.10	42.86	(4,110.94)
100-5523-50-05	Water/Sewer Charges	20,000.00		20,000.00	16,741.22	2,689.61		83.71	3,258.78

100-5524-50-05	Gas				4,269.78	1,133.59		-	(4,269.78)
100-5525-50-05	Electricity	160,000.00		160,000.00	231,690.12	9,938.44		144.81	(71,690.12)
	Subtotal object - 05	180,000.00		180,000.00	252,701.12	13,761.64		140.39	(72,701.12)
Program number: 5	**FACILITIES MANAGEMENT**	**580,851.00**	**5,962.50**	**586,813.50**	**440,365.96**	**16,702.67**	**218,599.10**	**75.04**	**(72,151.56)**
Department number: 50	**PUBLIC WORKS**	**3,272,379.00**	**17,697.90**	**3,290,076.90**	**1,832,435.22**	**141,451.90**	**693,265.80**	**55.70**	**764,375.88**
Program number: 1	**PARKS ADMINISTRATION**								
100-5110-60-01	Salaries & Wages	347,360.00		347,360.00	326,255.66	27,554.62		93.92	21,104.34
100-5115-60-01	Salaries - Overtime	500.00		500.00	2,821.17			564.23	(2,321.17)
100-5126-60-01	Salaries-Vacation Buy-Out	3,633.00		3,633.00	1,763.29			48.54	1,869.71
100-5140-60-01	Salaries - Longevity Pay	1,090.00		1,090.00	1,080.00			99.08	10.00
100-5143-60-01	Cell Phone Allowance	3,240.00		3,240.00	2,970.00	270.00		91.67	270.00
100-5145-60-01	Social Security Expense	22,061.00		22,061.00	21,212.78	1,776.05		96.16	848.22
100-5150-60-01	Medicare Expense	5,160.00		5,160.00	5,003.16	415.35		96.96	156.84
100-5155-60-01	SUTA Expense	648.00		648.00	1,260.00			194.44	(612.00)
100-5160-60-01	Health Insurance	38,592.00		38,592.00	37,978.10	3,100.08		98.41	613.90
100-5162-60-01	HSA Expense	3,750.00		3,750.00				-	3,750.00
100-5165-60-01	Dental Insurance	1,759.00		1,759.00	1,515.70	136.22		86.17	243.30
100-5170-60-01	Life Insurance/AD&D	451.00		451.00	386.84	41.80		85.77	64.16
100-5175-60-01	Liability (TML)/Workers' Comp	960.00		960.00	3,434.46	274.37		357.76	(2,474.46)
100-5180-60-01	TMRS Expense	48,890.00		48,890.00	45,602.07	3,805.70		93.28	3,287.93
100-5185-60-01	Long/Short Term Disability	660.00		660.00	568.10	52.34		86.08	91.90
100-5186-60-01	WELLE-Wellness Prog Reimb Empl	1,200.00		1,200.00	1,403.20	143.32		116.93	(203.20)
100-5190-60-01	Contract Labor	45,000.00		45,000.00	32,277.00	2,856.00		71.73	12,723.00
	Subtotal object - 05	524,954.00		524,954.00	485,531.53	40,425.85		92.49	39,422.47
100-5210-60-01	Office Supplies	2,000.00		2,000.00	768.92	11.91		38.45	1,231.08
100-5212-60-01	Building Supplies	500.00		500.00	385.14	81.62		77.03	114.86
100-5220-60-01	Office Equipment	1,500.00		1,500.00	1,518.31			101.22	(18.31)
100-5230-60-01	Dues,Fees,& Subscriptions	2,700.00		2,700.00	1,339.14			49.60	1,360.86
100-5240-60-01	Postage and Delivery	50.00		50.00				-	50.00
100-5280-60-01	Printing and Reproduction	300.00		300.00	22.37			7.46	277.63
	Subtotal object - 05	7,050.00		7,050.00	4,033.88	93.53		57.22	3,016.12
100-5320-60-01	Repairs & Maintenance	15,500.00		15,500.00	10,834.20	9,359.14		69.90	4,665.80
100-5330-60-01	Copier Expense	2,800.00		2,800.00	501.68	94.79		17.92	2,298.32
100-5340-60-01	Building Repairs	34,660.00		34,660.00	34,650.00	12,400.00		99.97	10.00
100-5350-60-01	Vehicle Expense	500.00		500.00	509.10	46.31		101.82	(9.10)
100-5352-60-01	Fuel	525.00		525.00	257.83	47.16		49.11	267.17
100-5353-60-01	Oil/Grease/Inspections	100.00		100.00				-	100.00
	Subtotal object - 05	54,085.00		54,085.00	46,752.81	21,947.40		86.44	7,332.19
100-5400-60-01	Uniform Expense	750.00		750.00	258.39			34.45	491.61
100-5410-60-01	Professional Services	78,000.00	(67,715.00)	10,285.00	3,727.50	26.25	4,105.00	36.24	2,452.50
100-5419-60-01	IT Licenses	1,050.00		1,050.00	1,999.78	1,853.34		190.46	(949.78)
100-5430-60-01	Legal Fees	7,500.00		7,500.00	3,819.00	950.00		50.92	3,681.00
100-5435-60-01	Legal Notices/Filings	500.00		500.00	799.50			159.90	(299.50)
100-5480-60-01	Contracted Services	35,200.00		35,200.00	20,823.16	2,043.16		59.16	14,376.84
	Subtotal object - 05	123,000.00	(67,715.00)	55,285.00	31,427.33	4,872.75	4,105.00	56.85	19,752.67
100-5520-60-01	Telephones				511.30	35.23		-	(511.30)
100-5523-60-01	Water/Sewer Charges	1,500.00		1,500.00	711.34	78.59		47.42	788.66
100-5524-60-01	GAS	1,500.00		1,500.00	851.12	56.86		56.74	648.88
100-5525-60-01	Electricity	5,900.00		5,900.00	2,291.66	271.39		38.84	3,608.34
100-5526-60-01	Data Network	2,500.00		2,500.00				-	2,500.00
100-5530-60-01	Travel	1,415.00		1,415.00	1,352.64	1,242.64		95.59	62.36
100-5533-60-01	Mileage Expense	750.00		750.00	50.99	36.40		6.80	699.01
100-5536-60-01	Training/Seminars	3,700.00		3,700.00	1,998.40			54.01	1,701.60
	Subtotal object - 05	17,265.00		17,265.00	7,767.45	1,721.11		44.99	9,497.55
100-5600-60-01	Special Events				49.99			-	(49.99)

100-5601-60-01	Event - Prosper Christmas	65,000.00		65,000.00	16,960.16			26.09	48,039.84
	Subtotal object - 05	65,000.00		65,000.00	17,010.15			26.17	47,989.85
100-5970-60-01	VERF Charges for Services		5,486.00	5,486.00	3,657.36			66.67	1,828.64
	Subtotal object - 05		5,486.00	5,486.00	3,657.36			66.67	1,828.64
100-6110-60-01	Capital Expenditure	195,000.00	(195,000.00)					-	
	Subtotal object - 06	195,000.00	(195,000.00)					-	
100-7144-60-01	Transfer to Bond Fund		270,000.00	270,000.00	270,000.00			100.00	
100-7145-60-01	Transfer to VERF	5,486.00	(5,486.00)					-	
	Subtotal object - 07	5,486.00	264,514.00	270,000.00	270,000.00			100.00	
Program number: 1	**PARKS ADMINISTRATION**	**991,840.00**	**7,285.00**	**999,125.00**	**866,180.51**	**69,060.64**	**4,105.00**	**86.69**	**128,839.49**
Program number: 2	**PARKS OPERATIONS**								
100-5110-60-02	Salaries & Wages	972,099.00		972,099.00	887,405.44	67,943.67		91.29	84,693.56
100-5115-60-02	Salaries - Overtime	16,117.00		16,117.00	11,653.09	1,821.06		72.30	4,463.91
100-5126-60-02	Salaries-Vacation Buy-Out	8,576.00		8,576.00	5,432.16			63.34	3,143.84
100-5140-60-02	Salaries - Longevity Pay	5,450.00		5,450.00	5,275.00			96.79	175.00
100-5143-60-02	Cell Phone Allowance	10,320.00		10,320.00	10,360.00	800.00		100.39	(40.00)
100-5145-60-02	Social Security Expense	62,779.00		62,779.00	53,014.54	4,010.62		84.45	9,764.46
100-5150-60-02	Medicare Expense	14,683.00		14,683.00	12,398.55	937.98		84.44	2,284.45
100-5155-60-02	SUTA Expense	3,402.00		3,402.00	5,344.20			157.09	(1,942.20)
100-5160-60-02	Health Insurance	192,960.00		192,960.00	175,410.62	13,773.12		90.91	17,549.38
100-5162-60-02	HSA Expense	19,500.00		19,500.00				-	19,500.00
100-5165-60-02	Dental Insurance	8,808.00		8,808.00	6,823.26	583.62		77.47	1,984.74
100-5170-60-02	Life Insurance/AD&D	2,364.00		2,364.00	2,110.50	168.84		89.28	253.50
100-5175-60-02	Liability (TML)/Workers' Comp	24,614.00		24,614.00	21,345.24	1,554.30		86.72	3,268.76
100-5180-60-02	TMRS Expense	139,126.00		139,126.00	125,038.97	9,636.97		89.88	14,087.03
100-5185-60-02	Long/Short Term Disability	1,847.00		1,847.00	1,514.71	127.53		82.01	332.29
100-5186-60-02	WELLE-Wellness Prog Reimb Empl	8,400.00		8,400.00	4,416.44	373.32		52.58	3,983.56
	Subtotal object - 05	1,491,045.00		1,491,045.00	1,327,542.72	101,731.03		89.03	163,502.28
100-5210-60-02	Office Supplies	600.00		600.00	562.75			93.79	37.25
100-5212-60-02	Building Supplies	21,900.00		21,900.00	3,828.59	949.29		17.48	18,071.41
100-5213-60-02	Custodial Supplies	5,500.00		5,500.00	6,155.48			111.92	(655.48)
100-5220-60-02	Office Equipment	1,800.00		1,800.00	252.09	77.47		14.01	1,547.91
100-5230-60-02	Dues,Fees,& Subscriptions	3,640.00		3,640.00	1,428.52			39.25	2,211.48
100-5240-60-02	Postage and Delivery	20.00		20.00	11.73			58.65	8.27
	Subtotal object - 05	33,460.00		33,460.00	12,239.16	1,026.76		36.58	21,220.84
100-5310-60-02	Rental Expense	41,500.00		41,500.00	36,592.27	2,898.03	4,757.10	88.17	150.63
100-5320-60-02	Repairs & Maintenance	72,410.00		72,410.00	41,816.07	5,595.77	5,126.93	57.75	25,467.00
100-5322-60-02	Irrigation Repairs	10,200.00		10,200.00	22,286.86	2,926.07		218.50	(12,086.86)
100-5323-60-02	Field Maintenance	51,500.00		51,500.00	50,590.27	7,446.51	12,175.00	98.23	(11,265.27)
100-5324-60-02	Landscape Maintenance	15,000.00		15,000.00	21,249.31	35.75		141.66	(6,249.31)
100-5330-60-02	Copier Expense	250.00		250.00	42.51	6.33		17.00	207.49
100-5350-60-02	Vehicle Expense	8,000.00		8,000.00	10,655.16	613.72		133.19	(2,655.16)
100-5351-60-02	Equipment Expense/Repair	4,000.00		4,000.00	4,978.65	1,263.99		124.47	(978.65)
100-5352-60-02	Fuel	16,420.00		16,420.00	17,197.62	2,585.47		104.74	(777.62)
100-5353-60-02	Oil/Grease/Inspections	1,950.00		1,950.00	1,336.11			68.52	613.89
100-5355-60-02	Chemicals/Fertilizer	121,350.00		121,350.00	57,390.64	6,127.76	26,218.10	47.29	37,741.26
	Subtotal object - 05	342,580.00		342,580.00	264,135.47	29,499.40	48,277.13	77.10	30,167.40
100-5400-60-02	Uniform Expense	13,435.00		13,435.00	9,980.44			74.29	3,454.56
100-5480-60-02	Contracted Services	358,132.00	161,737.00	519,869.00	220,677.31	43,348.71	198,331.00	42.45	100,860.69
	Subtotal object - 05	371,567.00	161,737.00	533,304.00	230,657.75	43,348.71	198,331.00	43.25	104,315.25
100-5520-60-02	Telephones	4,748.00		4,748.00	3,542.32	330.34		74.61	1,205.68
100-5523-60-02	Water/Sewer Charges	179,788.00		179,788.00	119,736.04	32,459.68		66.60	60,051.96
100-5525-60-02	Electricity	145,273.00		145,273.00	147,517.74	12,644.38		101.55	(2,244.74)
100-5526-60-02	Data Network	525.00		525.00	104.97			19.99	420.03
100-5530-60-02	Travel	810.00		810.00	1,019.98	992.00		125.92	(209.98)

100-5533-60-02		Mileage Expense	300.00		300.00	287.84	287.84		95.95	12.16
100-5536-60-02		Training/Seminars	5,400.00		5,400.00	3,344.00			61.93	2,056.00
		Subtotal object - 05	336,844.00		336,844.00	275,552.89	46,714.24		81.80	61,291.11
100-5600-60-02		Special Events	1,500.00		1,500.00	372.23			24.82	1,127.77
100-5620-60-02		Tools & Equipment	4,350.00		4,350.00	2,335.08	645.15		53.68	2,014.92
100-5630-60-02		Safety Equipment	4,725.00		4,725.00	4,700.81	48.17		99.49	24.19
100-5640-60-02		Signs & Hardware	5,000.00		5,000.00	6,192.57			123.85	(1,192.57)
		Subtotal object - 05	15,575.00		15,575.00	13,600.69	693.32		87.32	1,974.31
100-5970-60-02		VERF Charges for Services		218,452.00	218,452.00	145,634.64			66.67	72,817.36
		Subtotal object - 05		218,452.00	218,452.00	145,634.64			66.67	72,817.36
100-7145-60-02		Transfer to VERF	218,452.00	(218,452.00)					-	
		Subtotal object - 07	218,452.00	(218,452.00)					-	
Program number:	**2**	**PARKS OPERATIONS**	**2,809,523.00**	**161,737.00**	**2,971,260.00**	**2,269,363.32**	**223,013.46**	**246,608.13**	**76.38**	**455,288.55**
Program number:	**3**	**RECREATION**								
100-5110-60-03		Salaries & Wages	95,107.00		95,107.00	87,944.62	7,401.66		92.47	7,162.38
100-5115-60-03		Salaries - Overtime				69.65			-	(69.65)
100-5140-60-03		Salaries - Longevity Pay	210.00		210.00	200.00			95.24	10.00
100-5143-60-03		CELL PHONE ALLOWANCE				360.00	40.00		-	(360.00)
100-5145-60-03		Social Security Expense	5,910.00		5,910.00	5,408.40	451.78		91.51	501.60
100-5150-60-03		Medicare Expense	1,383.00		1,383.00	1,264.87	105.66		91.46	118.13
100-5155-60-03		SUTA Expense	324.00		324.00	504.00			155.56	(180.00)
100-5160-60-03		Health Insurance	9,648.00		9,648.00	11,478.72	1,048.68		118.98	(1,830.72)
100-5162-60-03		HSA Expense	750.00		750.00				-	750.00
100-5165-60-03		Dental Insurance	864.00		864.00	722.52	64.80		83.63	141.48
100-5170-60-03		Life Insurance/AD&D	226.00		226.00	206.36	18.76		91.31	19.64
100-5175-60-03		Liability (TML)/Workers' Comp	1,172.00		1,172.00	1,888.93	150.30		161.17	(716.93)
100-5180-60-03		TMRS Expense	13,097.00		13,097.00	12,127.83	1,022.37		92.60	969.17
100-5185-60-03		Long/Short Term Disability	181.00		181.00	153.10	14.08		84.59	27.90
100-5186-60-03		WELLE-Wellness Prog Reimb Empl	600.00		600.00	430.76	39.16		71.79	169.24
		Subtotal object - 05	129,472.00		129,472.00	122,759.76	10,357.25		94.82	6,712.24
100-5220-60-03		Office Equipment	575.00		575.00	250.34	180.35		43.54	324.66
100-5230-60-03		Dues,Fees,& Subscriptions				40.00			-	(40.00)
100-5240-60-03		Postage and Delivery	3,700.00		3,700.00	1,993.40			53.88	1,706.60
100-5260-60-03		Advertising	2,070.00		2,070.00	2,431.99	187.00		117.49	(361.99)
100-5280-60-03		Printing and Reproduction	3,700.00		3,700.00	1,401.27			37.87	2,298.73
		Subtotal object - 05	10,045.00		10,045.00	6,117.00	367.35		60.90	3,928.00
100-5475-60-03		Credit Card Fees	4,250.00		4,250.00	6,723.13	523.57		158.19	(2,473.13)
		Subtotal object - 05	4,250.00		4,250.00	6,723.13	523.57		158.19	(2,473.13)
100-5600-60-03		Special Events	33,710.00		33,710.00	21,576.70	14,500.00	691.50	64.01	11,441.80
		Subtotal object - 05	33,710.00		33,710.00	21,576.70	14,500.00	691.50	64.01	11,441.80
100-5995-60-03		Recreation Activities	84,000.00		84,000.00	134,026.94	33,535.93		159.56	(50,026.94)
		Subtotal object - 05	84,000.00		84,000.00	134,026.94	33,535.93		159.56	(50,026.94)
Program number:	**3**	**RECREATION**	**261,477.00**		**261,477.00**	**291,203.53**	**59,284.10**	**691.50**	**111.37**	**(30,418.03)**
Program number:	**5**	**LIBRARY**								
100-5110-60-05		Salaries & Wages	352,561.00		352,561.00	310,273.94	26,998.81		88.01	42,287.06
100-5126-60-05		Salaries-Vacation Buy-Out	4,589.00		4,589.00	4,680.63			102.00	(91.63)
100-5140-60-05		Salaries - Longevity Pay	820.00		820.00	625.00			76.22	195.00
100-5145-60-05		Social Security Expense	22,195.00		22,195.00	18,990.67	1,627.39		85.56	3,204.33
100-5150-60-05		Medicare Expense	5,191.00		5,191.00	4,441.36	380.60		85.56	749.64
100-5155-60-05		SUTA Expense	2,430.00		2,430.00	2,853.05	120.40		117.41	(423.05)
100-5160-60-05		Health Insurance	28,944.00		28,944.00	22,938.25	1,747.55		79.25	6,005.75
100-5162-60-05		HSA EXPENSE	1,500.00		1,500.00				-	1,500.00
100-5165-60-05		Dental Insurance	1,304.00		1,304.00	1,091.52	97.20		83.71	212.48
100-5170-60-05		Life Insurance/AD&D	316.00		316.00	273.86	30.46		86.67	42.14
100-5175-60-05		Liability (TML)/Workers' Comp	1,182.00		1,182.00	950.90	79.78		80.45	231.10

100-5180-60-05	TMRS Expense	28,714.00		28,714.00	35,576.25	2,977.48		123.90	(6,862.25)
100-5185-60-05	Long/Short Term Disability	388.00		388.00	325.43	30.14		83.87	62.57
100-5186-60-05	WELLE-Wellness Prog Reimb Empl	1,200.00		1,200.00	645.80	50.00		53.82	554.20
	Subtotal object - 05	451,334.00		451,334.00	403,666.66	34,139.81		89.44	47,667.34
100-5210-60-05	Office Supplies	4,500.00	(1,000.00)	3,500.00	4,478.96	390.33		127.97	(978.96)
100-5220-60-05	Office Equipment	1,000.00		1,000.00	826.92			82.69	173.08
100-5230-60-05	Dues,Fees,& Subscriptions	8,184.00		8,184.00	8,228.21	13.98		100.54	(44.21)
100-5240-60-05	Postage and Delivery	600.00	(350.00)	250.00	311.69	51.43		124.68	(61.69)
100-5280-60-05	Printing and Reproduction	1,600.00	(150.00)	1,450.00	1,299.07			89.59	150.93
100-5281-60-05	Book Purchases	45,500.00		45,500.00	31,651.89	1,387.24	5,313.94	69.57	8,534.17
100-5282-60-05	DVD Purchases	2,200.00		2,200.00	593.03	13.96		26.96	1,606.97
100-5283-60-05	Audiobook Purchases	2,700.00		2,700.00	330.36			12.24	2,369.64
100-5284-60-05	Other Collect. Item Purchases	1,000.00		1,000.00	325.50			32.55	674.50
100-5290-60-05	Other Charges and Services	2,000.00		2,000.00	1,794.70	51.44		89.74	205.30
	Subtotal object - 05	69,284.00	(1,500.00)	67,784.00	49,840.33	1,908.38	5,313.94	73.53	12,629.73
100-5330-60-05	Copier Expense	1,900.00		1,900.00	1,345.98	562.97		70.84	554.02
100-5350-60-05	Vehicle Expense		1,650.00	1,650.00	504.50	495.00		30.58	1,145.50
	Subtotal object - 05	1,900.00	1,650.00	3,550.00	1,850.48	1,057.97		52.13	1,699.52
100-5400-60-05	Uniform Expense	1,600.00		1,600.00	1,300.79			81.30	299.21
100-5410-60-05	Professional Services		1,500.00	1,500.00	1,200.00	1,200.00		80.00	300.00
100-5430-60-05	Legal Fees	500.00		500.00	589.00			117.80	(89.00)
100-5480-60-05	Contracted Services	8,100.00	1,169.00	9,269.00	6,650.56	1,150.56		71.75	2,618.44
	Subtotal object - 05	10,200.00	2,669.00	12,869.00	9,740.35	2,350.56		75.69	3,128.65
100-5520-60-05	Telephones	500.00		500.00	402.91	34.99		80.58	97.09
100-5526-60-05	Data Network		200.00	200.00				-	200.00
100-5530-60-05	Travel	700.00	(700.00)					-	
100-5533-60-05	Mileage Expense	400.00	(250.00)	150.00				-	150.00
100-5536-60-05	Training/Seminars	1,500.00	(900.00)	600.00	35.00	35.00		5.83	565.00
	Subtotal object - 05	3,100.00	(1,650.00)	1,450.00	437.91	69.99		30.20	1,012.09
100-5600-60-05	Special Events	3,294.00	(800.00)	2,494.00	3,354.15	67.91		134.49	(860.15)
	Subtotal object - 05	3,294.00	(800.00)	2,494.00	3,354.15	67.91		134.49	(860.15)
100-5970-60-05	VERF Charges for Services		3,138.00	3,138.00	3,138.00			100.00	
	Subtotal object - 05		3,138.00	3,138.00	3,138.00			100.00	
100-7145-60-05	Transfer to VERF	3,507.00	(3,507.00)					-	
	Subtotal object - 07	3,507.00	(3,507.00)					-	
Program number: 5	**LIBRARY**	**542,619.00**		**542,619.00**	**472,027.88**	**39,594.62**	**5,313.94**	**86.99**	**65,277.18**
Department number: 60	**COMMUNITY SERVICES**	**4,605,459.00**	**169,022.00**	**4,774,481.00**	**3,898,775.24**	**390,952.82**	**256,718.57**	**81.66**	**618,987.19**
Program number: 1	**ENGINEERING**								
100-5110-98-01	Salaries & Wages	1,254,922.00		1,254,922.00	1,147,092.13	97,597.96		91.41	107,829.87
100-5115-98-01	Salaries - Overtime	700.00		700.00	695.02	141.45		99.29	4.98
100-5126-98-01	Salaries-Vacation Buy-Out	14,674.00		14,674.00	14,969.72			102.02	(295.72)
100-5140-98-01	Salaries - Longevity Pay	2,905.00		2,905.00	2,770.00			95.35	135.00
100-5143-98-01	Cell Phone Allowance	1,740.00		1,740.00	2,255.00	205.00		129.60	(515.00)
100-5145-98-01	Social Security Expense	79,047.00		79,047.00	65,672.67	5,648.78		83.08	13,374.33
100-5150-98-01	Medicare Expense	18,487.00		18,487.00	15,882.52	1,321.10		85.91	2,604.48
100-5155-98-01	SUTA Expense	1,944.00		1,944.00	3,168.00			162.96	(1,224.00)
100-5160-98-01	Health Insurance	96,480.00		96,480.00	96,087.10	8,272.66		99.59	392.90
100-5162-98-01	HSA Expense	9,750.00		9,750.00				-	9,750.00
100-5165-98-01	Dental Insurance	4,992.00		4,992.00	4,403.88	401.88		88.22	588.12
100-5170-98-01	Life Insurance/AD&D	1,544.00		1,544.00	1,308.52	122.32		84.75	235.48
100-5175-98-01	Liability (TML)/Workers' Comp	11,271.00		11,271.00	7,263.53	636.65		64.44	4,007.47
100-5180-98-01	TMRS Expense	175,177.00		175,177.00	159,910.89	13,467.86		91.29	15,266.11
100-5185-98-01	Long/Short Term Disability	2,385.00		2,385.00	1,999.41	185.43		83.83	385.59
100-5186-98-01	WELLE-Wellness Prog Reimb Empl	4,800.00		4,800.00	3,165.00	280.00		65.94	1,635.00
	Subtotal object - 05	1,680,818.00		1,680,818.00	1,526,643.39	128,281.09		90.83	154,174.61

100-5210-98-01	Office Supplies	2,500.00		2,500.00	1,719.42	6.28		68.78	780.58
100-5220-98-01	Office Equipment	2,500.00		2,500.00	3,562.82			142.51	(1,062.82)
100-5230-98-01	Dues,Fees,& Subscriptions	2,000.00		2,000.00	3,625.28	530.00		181.26	(1,625.28)
100-5240-98-01	Postage and Delivery	200.00		200.00	429.13	194.90		214.57	(229.13)
100-5280-98-01	Printing and Reproduction	300.00		300.00	58.14			19.38	241.86
100-5290-98-01	Other Charges and Services				381.56			-	(381.56)
	Subtotal object - 05	7,500.00		7,500.00	9,776.35	731.18		130.35	(2,276.35)
100-5330-98-01	Copier Expense	2,000.00		2,000.00	863.02	221.09		43.15	1,136.98
100-5350-98-01	Vehicle Expense	2,000.00		2,000.00	5,258.36	187.26		262.92	(3,258.36)
100-5352-98-01	Fuel	1,800.00		1,800.00	2,342.85	226.93		130.16	(542.85)
	Subtotal object - 05	5,800.00		5,800.00	8,464.23	635.28		145.94	(2,664.23)
100-5400-98-01	Uniform Expense	2,600.00		2,600.00	1,390.61			53.49	1,209.39
100-5410-98-01	Professional Services	144,329.00	13,566.98	157,895.98	108,797.81	1,025.84	57,114.00	68.91	(8,015.83)
100-5410-98-01-1831-ST	First/BNSF RR Overpass		4,352.50	4,352.50	3,565.43		12,739.40	81.92	(11,952.33)
100-5410-98-01-1832-ST	Prosper Trl/BNSF RR Overpass		5,397.49	5,397.49	5,317.07		488.42	98.51	(408.00)
100-5419-98-01	IT Licenses	5,500.00		5,500.00	1,132.91			20.60	4,367.09
100-5430-98-01	Legal Fees	12,000.00		12,000.00	22,726.00	(2,905.00)		189.38	(10,726.00)
100-5435-98-01	Legal Notices/Filings	1,500.00		1,500.00	260.00	70.00		17.33	1,240.00
100-5480-98-01	Contracted Services	150,000.00		150,000.00	18,000.00			12.00	132,000.00
	Subtotal object - 05	315,929.00	23,316.97	339,245.97	161,189.83	(1,809.16)	70,341.82	47.51	107,714.32
100-5520-98-01	Telephones	2,000.00		2,000.00	3,881.45	365.83		194.07	(1,881.45)
100-5526-98-01	Data Network	2,520.00		2,520.00	314.91			12.50	2,205.09
100-5530-98-01	Travel	780.00	(500.00)	280.00				-	280.00
100-5533-98-01	Mileage Expense	1,200.00	(500.00)	700.00	194.34	194.34		27.76	505.66
100-5536-98-01	Training/Seminars	6,400.00	(833.00)	5,567.00	4,665.96	590.00		83.82	901.04
	Subtotal object - 05	12,900.00	(1,833.00)	11,067.00	9,056.66	1,150.17		81.84	2,010.34
100-5620-98-01	Tools & Equipment	200.00		200.00	54.94			27.47	145.06
100-5630-98-01	Safety Equipment	200.00		200.00	359.99			180.00	(159.99)
	Subtotal object - 05	400.00		400.00	414.93			103.73	(14.93)
100-5970-98-01	VERF Charges for Services		10,292.00	10,292.00	7,472.36			72.60	2,819.64
	Subtotal object - 05		10,292.00	10,292.00	7,472.36			72.60	2,819.64
100-7145-98-01	Transfer to VERF	8,459.00	(8,459.00)					-	
	Subtotal object - 07	8,459.00	(8,459.00)					-	
Program number: 1	**ENGINEERING**	**2,031,806.00**	**23,316.97**	**2,055,122.97**	**1,723,017.75**	**128,988.56**	**70,341.82**	**83.84**	**261,763.40**
Department number: 98	**ENGINEERING**	**2,031,806.00**	**23,316.97**	**2,055,122.97**	**1,723,017.75**	**128,988.56**	**70,341.82**	**83.84**	**261,763.40**
	Expense Subtotal - - - - - -	**32,590,291.28**	**4,166,443.60**	**36,756,734.88**	**29,522,547.22**	**2,576,006.07**	**2,302,322.19**	**80.32**	**4,931,865.47**
Fund number: 100	**GENERAL**	**(108,108.72)**	**2,442,096.60**	**2,333,987.88**	**(8,370,144.72)**	**164,769.51**	**2,302,322.19**		**8,401,810.41**
Fund number: 120	**POLICE SPD**								
120-4120-20-01	Sales Taxes	(1,564,807.00)		(1,564,807.00)	(1,885,620.81)	(227,710.91)		120.50	320,813.81
	Subtotal object - 04	(1,564,807.00)		(1,564,807.00)	(1,885,620.81)	(227,710.91)		120.50	320,813.81
120-4610-20-01	Interest Income	(300.00)		(300.00)	(1,502.30)	(400.25)		500.77	1,202.30
	Subtotal object - 04	(300.00)		(300.00)	(1,502.30)	(400.25)		500.77	1,202.30
Program number: 1	OPERATIONS	(1,565,107.00)		(1,565,107.00)	(1,887,123.11)	(228,111.16)		120.58	322,016.11
Department number: 20	POLICE	(1,565,107.00)		(1,565,107.00)	(1,887,123.11)	(228,111.16)		120.58	322,016.11
	Revenue Subtotal - - - - - -	**(1,565,107.00)**		**(1,565,107.00)**	**(1,887,123.11)**	**(228,111.16)**		**120.58**	**322,016.11**
Program number: 1	**OPERATIONS**								
120-5110-20-01	Salaries & Wages	940,289.00		940,289.00	899,223.81	70,348.01		95.63	41,065.19
120-5115-20-01	Salaries - Overtime	65,000.00		65,000.00	84,035.47	12,676.45		129.29	(19,035.47)
120-5126-20-01	Salaries-Vacation Buy-Out	3,116.00		3,116.00	3,116.00			100.00	
120-5127-20-01	Salaries-Certification Pay	16,200.00		16,200.00	11,551.86	807.66		71.31	4,648.14
120-5140-20-01	Salaries - Longevity Pay	4,280.00		4,280.00	4,205.00			98.25	75.00
120-5145-20-01	Social Security Expense	63,791.00		63,791.00	59,655.04	5,009.56		93.52	4,135.96
120-5150-20-01	Medicare Expense	14,919.00		14,919.00	13,951.59	1,171.58		93.52	967.41
120-5155-20-01	SUTA Expense	2,106.00		2,106.00	3,276.00			155.56	(1,170.00)

120-5160-20-01	Health Insurance	125,424.00	125,424.00	114,846.63	8,170.55	91.57	10,577.37
120-5162-20-01	HSA Expense	10,500.00	10,500.00			-	10,500.00
120-5165-20-01	Dental Insurance	5,692.00	5,692.00	4,904.92	390.87	86.17	787.08
120-5170-20-01	Life Insurance/AD&D	4,877.00	4,877.00	4,407.66	359.49	90.38	469.34
120-5175-20-01	Liability (TML) Workers' Comp	25,158.00	25,158.00	24,287.13	1,947.03	96.54	870.87
120-5180-20-01	TMRS Expense	141,369.00	141,369.00	137,400.41	11,544.52	97.19	3,968.59
120-5185-20-01	Long/Short Term Disability	1,787.00	1,787.00	1,457.93	130.70	81.59	329.07
120-5186-20-01	WELLE-Wellness Prog Reimb Empl	1,200.00	1,200.00	1,980.76	189.16	165.06	(780.76)
120-5191-20-01	Hiring Cost			11.00		-	(11.00)
	Subtotal object - 05	1,425,708.00	1,425,708.00	1,368,311.21	112,745.58	95.97	57,396.79
120-5410-20-01	Professional Services			278.21		-	(278.21)
	Subtotal object - 05			278.21		-	(278.21)
Program number: 1	**OPERATIONS**	**1,425,708.00**	**1,425,708.00**	**1,368,589.42**	**112,745.58**	**95.99**	**57,118.58**
Department number: 20	**POLICE**	**1,425,708.00**	**1,425,708.00**	**1,368,589.42**	**112,745.58**	**95.99**	**57,118.58**
	Expense Subtotal - - - - - -	**1,425,708.00**	**1,425,708.00**	**1,368,589.42**	**112,745.58**	**95.99**	**57,118.58**
Fund number: 120	**POLICE SPD**	**(139,399.00)**	**(139,399.00)**	**(518,533.69)**	**(115,365.58)**	**371.98**	**379,134.69**
Fund number: 130	**FIRE SPD**						
130-4120-30-01	Sales Taxes	(1,564,807.00)	(1,564,807.00)	(1,879,724.47)	(225,447.63)	120.13	314,917.47
	Subtotal object - 04	(1,564,807.00)	(1,564,807.00)	(1,879,724.47)	(225,447.63)	120.13	314,917.47
130-4610-30-01	Interest Income			(547.50)	(225.01)	-	547.50
	Subtotal object - 04			(547.50)	(225.01)	-	547.50
Program number: 1	OPERATIONS	(1,564,807.00)	(1,564,807.00)	(1,880,271.97)	(225,672.64)	120.16	315,464.97
Department number: 30	FIRE	(1,564,807.00)	(1,564,807.00)	(1,880,271.97)	(225,672.64)	120.16	315,464.97
	Revenue Subtotal - - - - - -	**(1,564,807.00)**	**(1,564,807.00)**	**(1,880,271.97)**	**(225,672.64)**	**120.16**	**315,464.97**
Program number: 1	**OPERATIONS**						
130-5110-30-01	Salaries & Wages	921,680.00	921,680.00	843,974.59	70,355.76	91.57	77,705.41
130-5115-30-01	Salaries - Overtime	140,000.00	140,000.00	207,446.86	17,907.07	148.18	(67,446.86)
130-5116-30-01	Salaries - FLSA Overtime			17,358.37	1,758.99	-	(17,358.37)
130-5127-30-01	Salaries-Certification Pay	11,580.00	11,580.00	10,253.15	770.78	88.54	1,326.85
130-5140-30-01	Salaries - Longevity Pay	2,805.00	2,805.00	3,455.00		123.17	(650.00)
130-5145-30-01	Social Security Expense	66,716.00	66,716.00	62,913.20	5,211.46	94.30	3,802.80
130-5150-30-01	Medicare Expense	15,603.00	15,603.00	14,713.58	1,218.77	94.30	889.42
130-5155-30-01	SUTA Expense	2,106.00	2,106.00	3,564.00		169.23	(1,458.00)
130-5160-30-01	Health Insurance	125,424.00	125,424.00	142,698.03	12,587.50	113.77	(17,274.03)
130-5162-30-01	HSA Expense	13,500.00	13,500.00	1,750.00		12.96	11,750.00
130-5165-30-01	Dental Insurance	5,813.00	5,813.00	4,946.73	467.62	85.10	866.27
130-5170-30-01	Life Insurance/AD&D	4,877.00	4,877.00	4,298.25	406.38	88.13	578.75
130-5175-30-01	Liability (TML) Workers' Comp	26,304.00	26,304.00	28,250.15	2,354.47	107.40	(1,946.15)
130-5180-30-01	TMRS Expense	147,852.00	147,852.00	148,816.69	12,541.18	100.65	(964.69)
130-5185-30-01	Long/Short Term Disability	1,752.00	1,752.00	1,375.36	124.24	78.50	376.64
130-5186-30-01	WELLE-Wellness Prog Reimb Empl	4,800.00	4,800.00	5,021.02	482.48	104.61	(221.02)
	Subtotal object - 05	1,490,812.00	1,490,812.00	1,500,834.98	126,186.70	100.67	(10,022.98)
130-5410-30-01	Professional Services			278.21		-	(278.21)
	Subtotal object - 05			278.21		-	(278.21)
Program number: 1	**OPERATIONS**	**1,490,812.00**	**1,490,812.00**	**1,501,113.19**	**126,186.70**	**100.69**	**(10,301.19)**
Department number: 30	**FIRE**	**1,490,812.00**	**1,490,812.00**	**1,501,113.19**	**126,186.70**	**100.69**	**(10,301.19)**
	Expense Subtotal - - - - - -	**1,490,812.00**	**1,490,812.00**	**1,501,113.19**	**126,186.70**	**100.69**	**(10,301.19)**
Fund number: 130	**FIRE SPD**	**(73,995.00)**	**(73,995.00)**	**(379,158.78)**	**(99,485.94)**	**512.41**	**305,163.78**
Fund number: 150	**TIRZ #1 - BLUE STAR**						
150-4015-10-00	Water Impact Fees			(34,916.00)		-	34,916.00
150-4020-10-00	Wastewater Impact Fees			(25,702.00)		-	25,702.00
150-4040-10-00	East Thoroughfare Impact Fees	(1,000,000.00)	(1,000,000.00)	(155,963.30)		15.60	(844,036.70)
	Subtotal object - 04	(1,000,000.00)	(1,000,000.00)	(216,581.30)		21.66	(783,418.70)
150-4110-10-00	Property Taxes (Town)	(554,473.00)	(554,473.00)	(492,446.45)		88.81	(62,026.55)

150-4111-10-00	Property Taxes (County)	(133,249.00)	(133,249.00)	(116,706.43)		87.59	(16,542.57)
150-4120-10-00	Sales Taxes (Town)	(562,344.00)	(562,344.00)	(598,287.55)	(70,065.82)	106.39	35,943.55
150-4121-10-00	Sales Taxes (PEDC)	(470,962.00)	(470,962.00)	(501,065.85)	(58,680.13)	106.39	30,103.85
	Subtotal object - 04	(1,721,028.00)	(1,721,028.00)	(1,708,506.28)	(128,745.95)	99.27	(12,521.72)
150-4610-10-00	Interest Income	(2,000.00)	(2,000.00)	(4,348.38)	(266.84)	217.42	2,348.38
	Subtotal object - 04	(2,000.00)	(2,000.00)	(4,348.38)	(266.84)	217.42	2,348.38
Program number:	DEFAULT PROGRAM	(2,723,028.00)	(2,723,028.00)	(1,929,435.96)	(129,012.79)	70.86	(793,592.04)
Department number: 10	ADMINISTRATION	(2,723,028.00)	(2,723,028.00)	(1,929,435.96)	(129,012.79)	70.86	(793,592.04)
	Revenue Subtotal - - - - - -	**(2,723,028.00)**	**(2,723,028.00)**	**(1,929,435.96)**	**(129,012.79)**	**70.86**	**(793,592.04)**
Department number: 10	**ADMINISTRATION**						
150-5810-10-00	Thoro Impact Fee Rebate	1,000,000.00	1,000,000.00	219,848.29		21.99	780,151.71
150-5811-10-00	Water Impact Fee Rebate			59,512.63		-	(59,512.63)
150-5812-10-00	Wastewater Impact Fee Rebate			34,816.61		-	(34,816.61)
150-5815-10-00	Town Sales Tax Rebate	564,344.00	564,344.00	392,524.17		69.55	171,819.83
150-5816-10-00	PEDC Sales Tax Rebate	470,962.00	470,962.00	349,676.51		74.25	121,285.49
150-5820-10-00	Town Ad Valorem Tax Rebate	554,473.00	554,473.00	493,646.14		89.03	60,826.86
150-5821-10-00	County Ad Valorem Tax Rebate	133,249.00	133,249.00	141,765.96		106.39	(8,516.96)
	Subtotal object - 05	2,723,028.00	2,723,028.00	1,691,790.31		62.13	1,031,237.69
Program number:	**DEFAULT PROGRAM**	**2,723,028.00**	**2,723,028.00**	**1,691,790.31**		**62.13**	**1,031,237.69**
Department number: 10	**ADMINISTRATION**	**2,723,028.00**	**2,723,028.00**	**1,691,790.31**		**62.13**	**1,031,237.69**
	Expense Subtotal - - - - - -	**2,723,028.00**	**2,723,028.00**	**1,691,790.31**		**62.13**	**1,031,237.69**
Fund number: 150	**TIRZ #1 - BLUE STAR**			**(237,645.65)**	**(129,012.79)**	**-**	**237,645.65**
Fund number: 160	**TIRZ #2 - MATTHEWS SOUTHWEST**						
160-4110-10-00	Property Taxes (Town)	(10,350.00)	(10,350.00)	(10,900.86)		105.32	550.86
160-4111-10-00	Property Taxes (County)	(2,487.00)	(2,487.00)	(2,583.43)		103.88	96.43
160-4120-10-00	Sales Taxes (Town)	(10.00)	(10.00)			-	(10.00)
160-4121-10-00	Sales Taxes (PEDC)	(10.00)	(10.00)			-	(10.00)
	Subtotal object - 04	(12,857.00)	(12,857.00)	(13,484.29)		104.88	627.29
160-4610-10-00	Interest Income	(150.00)	(150.00)	(194.47)	(18.66)	129.65	44.47
	Subtotal object - 04	(150.00)	(150.00)	(194.47)	(18.66)	129.65	44.47
Program number:	DEFAULT PROGRAM	(13,007.00)	(13,007.00)	(13,678.76)	(18.66)	105.17	671.76
Department number: 10	ADMINISTRATION	(13,007.00)	(13,007.00)	(13,678.76)	(18.66)	105.17	671.76
	Revenue Subtotal - - - - - -	**(13,007.00)**	**(13,007.00)**	**(13,678.76)**	**(18.66)**	**105.17**	**671.76**
Department number: 10	**ADMINISTRATION**						
160-5810-10-00	W Thoro Impact Fee Rebate			186.16		-	(186.16)
160-5815-10-00	Town Sales Tax Rebate	160.00	160.00	0.10		0.06	159.90
160-5816-10-00	PEDC Sales Tax Rebate	10.00	10.00	0.10		1.00	9.90
160-5820-10-00	Town Ad Valorem Tax Rebate	10,350.00	10,350.00	10,982.04		106.11	(632.04)
160-5821-10-00	County Ad Valorem Tax Rebate	2,487.00	2,487.00	2,602.66		104.65	(115.66)
	Subtotal object - 05	13,007.00	13,007.00	13,771.06		105.87	(764.06)
Program number:	**DEFAULT PROGRAM**	**13,007.00**	**13,007.00**	**13,771.06**		**105.87**	**(764.06)**
Department number: 10	**ADMINISTRATION**	**13,007.00**	**13,007.00**	**13,771.06**		**105.87**	**(764.06)**
	Expense Subtotal - - - - - -	**13,007.00**	**13,007.00**	**13,771.06**		**105.87**	**(764.06)**
Fund number: 160	**TIRZ #2 - MATTHEWS SOUTHWEST**			**92.30**	**(18.66)**	**-**	**(92.30)**
Fund number: 200	**WATER/SEWER**						
200-4000-10-08	W/S Service Initiation	(94,700.00)	(94,700.00)	(108,740.00)	(14,330.00)	114.83	14,040.00
200-4007-10-08	Sanitation	(1,527,500.00)	(1,527,500.00)	(1,479,650.21)	(141,544.94)	96.87	(47,849.79)
200-4009-10-08	Late Fee-W/S	(112,000.00)	(112,000.00)	(58,862.93)	(16,828.44)	52.56	(53,137.07)
	Subtotal object - 04	(1,734,200.00)	(1,734,200.00)	(1,647,253.14)	(172,703.38)	94.99	(86,946.86)
Program number: 8	UTILITY BILLING	(1,734,200.00)	(1,734,200.00)	(1,647,253.14)	(172,703.38)	94.99	(86,946.86)
200-4200-10-99	T-Mobile Fees	(74,400.00)	(74,400.00)	(71,084.41)	(6,200.06)	95.54	(3,315.59)
200-4201-10-99	Tierone Converged Network	(22,776.00)	(22,776.00)	(20,878.00)	(1,898.00)	91.67	(1,898.00)
200-4203-10-99	AT&T Tower Lease			(12,645.16)	(2,000.00)	-	12,645.16
200-4205-10-99	Rise Broadband	(13,680.00)	(13,680.00)	(9,125.28)		66.71	(4,554.72)

200-4206-10-99	Verizon Antennae Lease	(66,805.00)	(66,805.00)	(61,037.50)	(2,883.75)	91.37	(5,767.50)
	Subtotal object - 04	(177,661.00)	(177,661.00)	(174,770.35)	(12,981.81)	98.37	(2,890.65)
Program number: 99	NON-DEPARTMENTAL	(177,661.00)	(177,661.00)	(174,770.35)	(12,981.81)	98.37	(2,890.65)
Department number: 10	ADMINISTRATION	(1,911,861.00)	(1,911,861.00)	(1,822,023.49)	(185,685.19)	95.30	(89,837.51)
200-4005-50-02	Water Revenue	(13,403,322.00)	(13,403,322.00)	(11,805,935.59)	(2,100,594.40)	88.08	(1,597,386.41)
200-4010-50-02	Connection Tap & Construction	(800,000.00)	(800,000.00)	(1,278,127.00)	(144,188.00)	159.77	478,127.00
200-4012-50-02	Saturday Inspection Fee	(5,000.00)	(5,000.00)	(7,950.00)	(1,050.00)	159.00	2,950.00
200-4018-50-02	Internet Cr. Card Fees	(90,000.00)	(90,000.00)	(98,181.15)	(11,672.29)	109.09	8,181.15
200-4019-50-02	Cr. Card Pmt Fees	(25,000.00)	(25,000.00)	(37,406.68)	(4,896.56)	149.63	12,406.68
200-4060-50-02	NSF Fees	(1,500.00)	(1,500.00)	(1,750.00)	(200.00)	116.67	250.00
	Subtotal object - 04	(14,324,822.00)	(14,324,822.00)	(13,229,350.42)	(2,262,601.25)	92.35	(1,095,471.58)
200-4243-50-02	Backflow Prevention Inspection	(51,000.00)	(51,000.00)	(62,300.00)	(7,900.00)	122.16	11,300.00
	Subtotal object - 04	(51,000.00)	(51,000.00)	(62,300.00)	(7,900.00)	122.16	11,300.00
200-4610-50-02	Interest Income	(55,000.00)	(55,000.00)	(49,191.84)	(6,129.82)	89.44	(5,808.16)
	Subtotal object - 04	(55,000.00)	(55,000.00)	(49,191.84)	(6,129.82)	89.44	(5,808.16)
200-4910-50-02	Other Revenue	(150,000.00)	(150,000.00)	(449,775.61)	(21,418.50)	299.85	299,775.61
200-4930-50-02	Insurance Proceeds			(2,544.41)		-	2,544.41
	Subtotal object - 04	(150,000.00)	(150,000.00)	(452,320.02)	(21,418.50)	301.55	302,320.02
Program number: 2	WATER	(14,580,822.00)	(14,580,822.00)	(13,793,162.28)	(2,298,049.57)	94.60	(787,659.72)
200-4006-50-03	Sewer	(7,712,010.00)	(7,712,010.00)	(7,138,598.29)	(729,260.82)	92.57	(573,411.71)
200-4010-50-03	Connection Tap & Construction	(300,000.00)	(300,000.00)	(548,525.00)	(61,400.00)	182.84	248,525.00
	Subtotal object - 04	(8,012,010.00)	(8,012,010.00)	(7,687,123.29)	(790,660.82)	95.95	(324,886.71)
Program number: 3	WASTEWATER	(8,012,010.00)	(8,012,010.00)	(7,687,123.29)	(790,660.82)	95.95	(324,886.71)
200-4930-50-98	Insurance Proceeds			(8,257.30)		-	8,257.30
	Subtotal object - 04			(8,257.30)		-	8,257.30
Program number: 98	CONSTRUCTION INSPECTIONS			(8,257.30)		-	8,257.30
Department number: 50	PUBLIC WORKS	(22,592,832.00)	(22,592,832.00)	(21,488,542.87)	(3,088,710.39)	95.11	(1,104,289.13)
	Revenue Subtotal - - - - - -	**(24,504,693.00)**	**(24,504,693.00)**	**(23,310,566.36)**	**(3,274,395.58)**	**95.13**	**(1,194,126.64)**
Program number: 8	**UTILITY BILLING**						
200-5110-10-08	Salaries & Wages	196,457.00	196,457.00	183,658.40	15,472.02	93.49	12,798.60
200-5115-10-08	Salaries - Overtime	3,500.00	3,500.00	1,925.12	239.58	55.00	1,574.88
200-5140-10-08	Salaries - Longevity Pay	1,020.00	1,020.00	1,015.00		99.51	5.00
200-5143-10-08	Cell Phone Allowance	1,440.00	1,440.00	660.00	60.00	45.83	780.00
200-5145-10-08	Social Security Expense	12,550.00	12,550.00	11,185.05	938.96	89.12	1,364.95
200-5150-10-08	Medicare Expense	2,936.00	2,936.00	2,615.92	219.60	89.10	320.08
200-5155-10-08	SUTA Expense	648.00	648.00	1,007.46		155.47	(359.46)
200-5160-10-08	Health Insurance	38,592.00	38,592.00	27,101.13	2,259.60	70.23	11,490.87
200-5162-10-08	HSA Expense	2,250.00	2,250.00			-	2,250.00
200-5165-10-08	Dental Insurance	1,759.00	1,759.00	1,472.30	132.04	83.70	286.70
200-5170-10-08	Life Insurance/AD&D	451.00	451.00	412.50	37.50	91.46	38.50
200-5175-10-08	Liability (TML)/Workers' Comp	538.00	538.00	451.93	36.19	84.00	86.07
200-5180-10-08	TMRS Expense	27,332.00	27,332.00	25,664.64	2,171.03	93.90	1,667.36
200-5185-10-08	Long/Short Term Disability	374.00	374.00	318.56	29.38	85.18	55.44
200-5186-10-08	WELLE-Wellness Prog Reimb-Empl	1,200.00	1,200.00	980.76	89.16	81.73	219.24
	Subtotal object - 05	291,047.00	291,047.00	258,468.77	21,685.06	88.81	32,578.23
200-5210-10-08	Office Supplies	3,100.00	3,100.00	1,773.19	50.26	57.20	1,326.81
200-5220-10-08	Office Equipment	7,500.00	7,500.00	4,180.43	980.68	55.74	3,319.57
200-5230-10-08	Dues,Fees,& Subscriptions	100.00	100.00			-	100.00
200-5240-10-08	Postage and Delivery	56,300.00	56,300.00	49,211.15	3,639.33	87.41	7,088.85
200-5280-10-08	Printing and Reproduction	4,860.00	4,860.00	7,047.59	1,783.08	145.01	(2,187.59)
200-5290-10-08	Other Charges and Services	600.00	600.00	1,224.90		204.15	(624.90)
	Subtotal object - 05	72,460.00	72,460.00	63,437.26	6,453.35	87.55	9,022.74
200-5330-10-08	Copier Expense	2,700.00	2,700.00	1,244.67	265.70	46.10	1,455.33
	Subtotal object - 05	2,700.00	2,700.00	1,244.67	265.70	46.10	1,455.33
200-5400-10-08	Uniform Expense	225.00	225.00	217.80		96.80	7.20

200-5418-10-08	IT Fees	14,270.00		14,270.00	12,508.48			87.66	1,761.52
200-5419-10-08	IT Licenses	10,300.00	16,400.00	26,700.00	16,400.00			61.42	10,300.00
200-5430-10-08	Legal Fees	1,000.00		1,000.00	95.00	57.00		9.50	905.00
200-5470-10-08	Trash Collection	1,527,500.00		1,527,500.00	1,347,044.60	139,943.42		88.19	180,455.40
200-5475-10-08	CREDIT CARD FEES	136,000.00		136,000.00	156,589.10	17,262.81		115.14	(20,589.10)
200-5479-10-08	Household Haz. Waste Disposal	7,800.00		7,800.00	6,750.00	690.00		86.54	1,050.00
200-5480-10-08	Contracted Services	18,684.00	38,500.00	57,184.00	25,830.91	88.32		45.17	31,353.09
	Subtotal object - 05	1,715,779.00	54,900.00	1,770,679.00	1,565,435.89	158,041.55		88.41	205,243.11
200-5530-10-08	Travel	694.00		694.00				-	694.00
200-5533-10-08	Mileage Expense	265.00		265.00	17.92			6.76	247.08
200-5536-10-08	Training/Seminars	2,390.00		2,390.00				-	2,390.00
	Subtotal object - 05	3,349.00		3,349.00	17.92			0.54	3,331.08
200-5600-10-08	Special Events	900.00		900.00	1,187.21			131.91	(287.21)
	Subtotal object - 05	900.00		900.00	1,187.21			131.91	(287.21)
200-5970-10-08	VERF Charges for Services		281.00	281.00				-	281.00
	Subtotal object - 05		281.00	281.00				-	281.00
200-7145-10-08	Transfer to VERF	281.00	(281.00)					-	
200-7147-10-08	Transfer to GF	44,701.00		44,701.00	40,975.88	3,725.08		91.67	3,725.12
	Subtotal object - 07	44,982.00	(281.00)	44,701.00	40,975.88	3,725.08		91.67	3,725.12
Program number: 8	**UTILITY BILLING**	**2,131,217.00**	**54,900.00**	**2,186,117.00**	**1,930,767.60**	**190,170.74**		**88.32**	**255,349.40**
Program number: 99	**NON-DEPARTMENTAL**								
200-5110-10-99	Salaries & Wages	(58,146.00)		(58,146.00)				-	(58,146.00)
200-5176-10-99	TML-Prop & Liab Insurance	95,000.00		95,000.00	94,797.85			99.79	202.15
	Subtotal object - 05	36,854.00		36,854.00	94,797.85			257.23	(57,943.85)
200-5295-10-99	General Fund Franchise Fee	362,075.00		362,075.00	331,902.12	30,172.92		91.67	30,172.88
	Subtotal object - 05	362,075.00		362,075.00	331,902.12	30,172.92		91.67	30,172.88
200-5410-10-99	Professional Services	25,000.00		25,000.00	15,182.50		11,167.50	60.73	(1,350.00)
200-5415-10-99	Tuition Reimbursement	500.00		500.00				-	500.00
	Subtotal object - 05	25,500.00		25,500.00	15,182.50		11,167.50	59.54	(850.00)
200-5930-10-99	Damage Claims Expense	10,000.00		10,000.00	1,000.00			10.00	9,000.00
	Subtotal object - 05	10,000.00		10,000.00	1,000.00			10.00	9,000.00
200-6186-10-99	2013 Bond Payment	230,000.00		230,000.00	230,000.00	230,000.00		100.00	
200-6193-10-99	2012 CO Bond Payment	302,950.00		302,950.00	302,950.00			100.00	
	Subtotal object - 06	532,950.00		532,950.00	532,950.00	230,000.00		100.00	
200-6200-10-99	Bond Issuance Costs				750.00	310.00		-	(750.00)
200-6201-10-99	2014 GO Bond Payment	395,000.00		395,000.00	395,000.00	395,000.00		100.00	
200-6202-10-99	2014 CO Bond Payment	530,000.00		530,000.00	530,000.00	530,000.00		100.00	
200-6203-10-99	2015 GO Debt payment	336,300.00		336,300.00	336,300.00			100.00	
200-6205-10-99	2016 GO Bond Payment	69,500.00		69,500.00	69,500.00			100.00	
200-6210-10-99	2018 CO Bond Payment	345,000.00		345,000.00	345,000.00			100.00	
200-6211-10-99	2019 CO Debt Payment	123,823.00		123,823.00	123,823.00			100.00	
200-6299-10-99	Bond Interest Expense	1,368,696.00		1,368,696.00	1,368,697.00	668,054.25		100.00	(1.00)
	Subtotal object - 06	3,168,319.00		3,168,319.00	3,169,070.00	1,593,364.25		100.02	(751.00)
200-7000-10-99	Contingency	50,000.00	20,355.00	70,355.00	10,430.00		27,520.00	14.83	32,405.00
	Subtotal object - 07	50,000.00	20,355.00	70,355.00	10,430.00		27,520.00	14.83	32,405.00
Program number: 99	**NON-DEPARTMENTAL**	**4,185,698.00**	**20,355.00**	**4,206,053.00**	**4,155,332.47**	**1,853,537.17**	**38,687.50**	**98.79**	**12,033.03**
Department number: 10	**ADMINISTRATION**	**6,316,915.00**	**75,255.00**	**6,392,170.00**	**6,086,100.07**	**2,043,707.91**	**38,687.50**	**95.21**	**267,382.43**
Program number: 2	**WATER**								
200-5110-50-02	Salaries & Wages	1,364,887.00		1,364,887.00	1,177,813.17	105,577.15		86.29	187,073.83
200-5115-50-02	Salaries - Overtime	68,400.00		68,400.00	69,855.24	4,990.89		102.13	(1,455.24)
200-5126-50-02	Salaries-Vacation Buy-Out				1,949.60			-	(1,949.60)
200-5140-50-02	Salaries - Longevity Pay	6,865.00		6,865.00	6,240.00			90.90	625.00
200-5143-50-02	Cell Phone Allowance	720.00		720.00	1,320.00	120.00		183.33	(600.00)
200-5145-50-02	Social Security Expense	87,474.00		87,474.00	72,831.78	6,482.17		83.26	14,642.22

200-5150-50-02	Medicare Expense	20,458.00		20,458.00	17,160.95	1,516.04		83.88	3,297.05
200-5155-50-02	SUTA Expense	4,212.00		4,212.00	6,937.36	153.13		164.71	(2,725.36)
200-5160-50-02	Health Insurance	236,574.00		236,574.00	196,431.45	15,290.40		83.03	40,142.55
200-5162-50-02	HSA Expense	16,500.00		16,500.00	1,125.00			6.82	15,375.00
200-5165-50-02	Dental Insurance	11,056.00		11,056.00	8,153.94	695.14		73.75	2,902.06
200-5170-50-02	Life Insurance/AD&D	2,902.00		2,902.00	2,426.19	233.93		83.60	475.81
200-5175-50-02	Liability (TML)/Workers' Comp	40,534.00		40,534.00	32,264.32	2,757.62		79.60	8,269.68
200-5180-50-02	TMRS Expense	193,717.00		193,717.00	172,688.70	15,255.01		89.15	21,028.30
200-5185-50-02	Long/Short Term Disability	2,594.00		2,594.00	1,991.45	196.99		76.77	602.55
200-5186-50-02	WELLE-Wellness Prog Reimb-Empl	7,500.00		7,500.00	4,769.00	458.32		63.59	2,731.00
	Subtotal object - 05	2,064,393.00		2,064,393.00	1,773,958.15	153,726.79		85.93	290,434.85
200-5210-50-02	Office Supplies	3,200.00		3,200.00	2,115.12			66.10	1,084.88
200-5212-50-02	Building Supplies	3,800.00	187.64	3,987.64	4,304.72			107.95	(317.08)
200-5220-50-02	Office Equipment	2,350.00	3,885.61	6,235.61	7,374.07	1,138.46		118.26	(1,138.46)
200-5230-50-02	Dues,Fees,& Subscriptions	25,000.00	2,811.31	27,811.31	30,257.28	962.99		108.80	(2,445.97)
200-5240-50-02	Postage and Delivery	200.00	335.27	535.27	635.01	10.21		118.63	(99.74)
200-5260-50-02	Advertising	240.00		240.00	175.81			73.25	64.19
200-5280-50-02	Printing and Reproduction	500.00		500.00	66.92			13.38	433.08
200-5290-50-02	Other Charges and Services				353.58			-	(353.58)
	Subtotal object - 05	35,290.00	7,219.83	42,509.83	45,282.51	2,111.66		106.52	(2,772.68)
200-5310-50-02	Rental Expense	20,000.00	(6,000.00)	14,000.00	9,145.68	264.47		65.33	4,854.32
200-5320-50-02	Repairs & Maintenance	1,300.00		1,300.00				-	1,300.00
200-5330-50-02	Copier Expense	1,000.00		1,000.00	1,179.92	251.30		117.99	(179.92)
200-5340-50-02	Building Repairs	5,000.00		5,000.00	18,582.03			371.64	(13,582.03)
200-5350-50-02	Vehicle Expense	25,794.00		25,794.00	26,255.03	5,094.77		101.79	(461.03)
200-5351-50-02	Equipment Expense/Repair	11,700.00		11,700.00	19,428.22	2,879.92		166.05	(7,728.22)
200-5352-50-02	Fuel	27,100.00		27,100.00	30,608.56	3,883.99		112.95	(3,508.56)
200-5353-50-02	Oil/Grease/Inspections	1,180.00		1,180.00	55.84			4.73	1,124.16
	Subtotal object - 05	93,074.00	(6,000.00)	87,074.00	105,255.28	12,374.45		120.88	(18,181.28)
200-5400-50-02	Uniform Expense	19,650.00		19,650.00	18,269.48	2,954.37		92.97	1,380.52
200-5410-50-02	Professional Services	130,000.00	(30,000.00)	100,000.00	46,049.38	12,512.89	53,950.62	46.05	
200-5419-50-02	IT Licenses	42,240.00		42,240.00	32,879.00		6,000.00	77.84	3,361.00
200-5430-50-02	Legal Fees	500.00		500.00	2,174.35	285.00		434.87	(1,674.35)
200-5435-50-02	Legal Filings/Notices				74.60	74.60		-	(74.60)
200-5475-50-02	Credit Card Fees				2,569.40	921.17		-	(2,569.40)
200-5480-50-02	Contracted Services	255,040.00	(5,363.93)	249,676.07	124,364.72	2,519.20	92,909.00	49.81	32,402.35
	Subtotal object - 05	447,430.00	(35,363.93)	412,066.07	226,380.93	19,267.23	152,859.62	54.94	32,825.52
200-5520-50-02	Telephones	10,720.00		10,720.00	10,014.32	792.01		93.42	705.68
200-5523-50-02	Water/Sewer Charges	6,100.00		6,100.00	3,523.46	531.85		57.76	2,576.54
200-5524-50-02	Gas	2,000.00	(1,000.00)	1,000.00	431.04			43.10	568.96
200-5525-50-02	Electricity	331,800.00		331,800.00	292,047.74	40,968.58		88.02	39,752.26
200-5526-50-02	Data Network	5,000.00		5,000.00	15,899.53	1,799.36		317.99	(10,899.53)
200-5530-50-02	Travel	460.00		460.00	139.20			30.26	320.80
200-5533-50-02	Mileage Expense	100.00		100.00				-	100.00
200-5536-50-02	Training/Seminars	25,300.00		25,300.00	19,996.10	1,840.00		79.04	5,303.90
200-5540-50-02	Water Testing	13,300.00	(8,000.00)	5,300.00	6,294.42			118.76	(994.42)
200-5545-50-02	Meter Purchases	1,020,150.00	94,441.30	1,114,591.30	839,064.40	4,699.04	129,727.51	75.28	145,799.39
200-5550-50-02	Water Purchases	6,681,709.00	(121,091.10)	6,560,617.90	6,205,691.92	564,154.00		94.59	354,925.98
	Subtotal object - 05	8,096,639.00	(35,649.80)	8,060,989.20	7,393,102.13	614,784.84	129,727.51	91.72	538,159.56
200-5600-50-02	Special Events	8,000.00		8,000.00	(281.14)			(3.51)	8,281.14
200-5620-50-02	Tools & Equipment	19,250.00	768.28	20,018.28	21,087.85	969.39	3,060.64	105.34	(4,130.21)
200-5630-50-02	Safety Equipment	13,500.00		13,500.00	9,142.32	2,358.85		67.72	4,357.68
200-5640-50-02	Signs & Hardware	250.00	2,257.84	2,507.84	2,553.90			101.84	(46.06)
200-5650-50-02	Maintenance Materials	6,000.00		6,000.00	6,020.69	2,024.00		100.35	(20.69)
200-5660-50-02	Chemical Supplies	21,000.00		21,000.00	13,789.36	677.93		65.66	7,210.64

200-5670-50-02	System Improvements	68,724.00	79,967.48	148,691.48	165,351.59	30,041.70		111.20	(16,660.11)
	Subtotal object - 05	136,724.00	82,993.60	219,717.60	217,664.57	36,071.87	3,060.64	99.07	(1,007.61)
200-5930-50-02	Damage Claims Expense				6,444.84			-	(6,444.84)
200-5970-50-02	VERF Charges for Services		171,421.00	171,421.00				-	171,421.00
	Subtotal object - 05		171,421.00	171,421.00	6,444.84			3.76	164,976.16
200-6110-50-02	Capital Expenditure	16,000.00	91,974.10	107,974.10	66,757.10		39,617.00	61.83	1,600.00
200-6160-50-02	Capital Expense-Vehicles	35,256.00		35,256.00				-	35,256.00
	Subtotal object - 06	51,256.00	91,974.10	143,230.10	66,757.10		39,617.00	46.61	36,856.00
200-7145-50-02	Transfer to VERF	171,421.00	(171,421.00)					-	
200-7147-50-02	Transfer to GF	704,319.00		704,319.00	645,625.75	58,693.25		91.67	58,693.25
	Subtotal object - 07	875,740.00	(171,421.00)	704,319.00	645,625.75	58,693.25		91.67	58,693.25
Program number: 2	**WATER**	**11,800,546.00**	**105,173.80**	**11,905,719.80**	**10,480,471.26**	**897,030.09**	**325,264.77**	**88.03**	**1,099,983.77**
Program number: 3	**WASTEWATER**								
200-5110-50-03	Salaries & Wages	622,570.00		622,570.00	405,997.26	36,647.35		65.21	216,572.74
200-5115-50-03	Salaries - Overtime	30,700.00		30,700.00	31,621.03	3,375.10		103.00	(921.03)
200-5126-50-03	Salaries-Vacation Buy-Out	2,413.00		2,413.00	2,461.20			102.00	(48.20)
200-5140-50-03	Salaries - Longevity Pay	2,020.00		2,020.00	1,660.00			82.18	360.00
200-5143-50-03	Cell Phone Allowance	720.00		720.00				-	720.00
200-5145-50-03	Social Security Expense	40,512.00		40,512.00	26,183.03	2,350.76		64.63	14,328.97
200-5150-50-03	Medicare Expense	9,475.00		9,475.00	6,123.44	549.75		64.63	3,351.56
200-5155-50-03	SUTA Expense	2,106.00		2,106.00	2,872.19	164.04		136.38	(766.19)
200-5160-50-03	Health Insurance	123,111.00		123,111.00	74,693.39	7,103.48		60.67	48,417.61
200-5162-50-03	HSA Expense	9,750.00		9,750.00	3,187.50	937.50		32.69	6,562.50
200-5165-50-03	Dental Insurance	5,660.00		5,660.00	3,244.83	338.30		57.33	2,415.17
200-5170-50-03	Life Insurance/AD&D	1,612.00		1,612.00	1,031.80	103.18		64.01	580.20
200-5175-50-03	Liability (TML)/Workers' Comp	18,405.00		18,405.00	11,872.79	1,007.32		64.51	6,532.21
200-5180-50-03	TMRS Expense	89,721.00		89,721.00	60,582.78	5,511.36		67.52	29,138.22
200-5185-50-03	Long/Short Term Disability	1,183.00		1,183.00	666.82	67.24		56.37	516.18
200-5186-50-03	WELLE-Wellness Prog Reimb-Empl	2,250.00		2,250.00	1,205.76	89.16		53.59	1,044.24
	Subtotal object - 05	962,208.00		962,208.00	633,403.82	58,244.54		65.83	328,804.18
200-5210-50-03	Office Supplies	2,400.00		2,400.00	248.24			10.34	2,151.76
200-5212-50-03	Building Supplies	1,400.00		1,400.00	1,439.98			102.86	(39.98)
200-5220-50-03	Office Equipment	1,000.00		1,000.00	1,218.30			121.83	(218.30)
200-5230-50-03	Dues,Fees,& Subscriptions	19,800.00		19,800.00	1,336.00	461.00		6.75	18,464.00
200-5240-50-03	Postage and Delivery	100.00		100.00	1.02			1.02	98.98
200-5280-50-03	Printing and Reproduction	300.00		300.00				-	300.00
	Subtotal object - 05	25,000.00		25,000.00	4,243.54	461.00		16.97	20,756.46
200-5310-50-03	Rental Expense	41,000.00		41,000.00	417.45			1.02	40,582.55
200-5340-50-03	Building Repairs	1,200.00		1,200.00	295.83			24.65	904.17
200-5350-50-03	Vehicle Expense	21,000.00		21,000.00	14,321.30	173.31		68.20	6,678.70
200-5351-50-03	Equipment Expense/Repair	10,000.00		10,000.00	26,872.03		13,691.58	268.72	(30,563.61)
200-5352-50-03	Fuel	16,000.00		16,000.00	14,048.44	1,877.48		87.80	1,951.56
200-5353-50-03	Oil/Grease/Inspections	1,000.00		1,000.00	159.49	79.49		15.95	840.51
	Subtotal object - 05	90,200.00		90,200.00	56,114.54	2,130.28	13,691.58	62.21	20,393.88
200-5400-50-03	Uniform Expense	12,850.00		12,850.00	10,038.74	721.95		78.12	2,811.26
200-5410-50-03	Professional Services				7,580.00		1,417.50	-	(8,997.50)
200-5419-50-03	IT Licenses	16,095.00		16,095.00	2,620.62		13,000.00	16.28	474.38
200-5430-50-03	Legal Fees	300.00		300.00				-	300.00
200-5480-50-03	Contracted Services	325,700.00	(39,410.62)	286,289.38	50,522.45	46,794.10	7,460.95	17.65	228,305.98
	Subtotal object - 05	354,945.00	(39,410.62)	315,534.38	70,761.81	47,516.05	21,878.45	22.43	222,894.12
200-5520-50-03	Telephones	3,800.00		3,800.00	3,401.75	349.32		89.52	398.25
200-5523-50-03	Water/Sewer Charges	1,000.00		1,000.00	770.09	117.22		77.01	229.91
200-5524-50-03	Gas	600.00		600.00	1,617.38			269.56	(1,017.38)
200-5525-50-03	Electricity	50,300.00		50,300.00	37,984.36	3,874.53		75.52	12,315.64
200-5526-50-03	Data Network	900.00		900.00	836.01	37.99		92.89	63.99

200-5530-50-03	Travel	200.00		200.00				-	200.00
200-5533-50-03	Mileage Expense	200.00		200.00				-	200.00
200-5536-50-03	Training/Seminars	13,200.00		13,200.00	6,754.00	1,290.00		51.17	6,446.00
200-5560-50-03	Sewer Management Fees	3,571,097.00	(83,825.00)	3,487,272.00	2,345,788.76	76,334.00		67.27	1,141,483.24
	Subtotal object - 05	3,641,297.00	(83,825.00)	3,557,472.00	2,397,152.35	82,003.06		67.38	1,160,319.65
200-5600-50-03	SPECIAL EVENTS	5,000.00		5,000.00	1,046.85	88.32		20.94	3,953.15
200-5620-50-03	Tools & Equipment	9,000.00		9,000.00	9,381.28	77.09		104.24	(381.28)
200-5630-50-03	Safety Equipment	11,500.00		11,500.00	8,093.54	1,748.76		70.38	3,406.46
200-5650-50-03	Maintenance Materials	10,000.00		10,000.00	304.21	212.00		3.04	9,695.79
200-5660-50-03	Chemical Supplies	123,000.00		123,000.00	135,156.00		13,221.60	109.88	(25,377.60)
200-5670-50-03	System Improvements	140,000.00		140,000.00	11,425.27	523.89	115,567.00	8.16	13,007.73
200-5680-50-03	Lift Station Expense	100,000.00	41,216.00	141,216.00	52,086.20		59,289.92	36.88	29,839.88
	Subtotal object - 05	398,500.00	41,216.00	439,716.00	217,493.35	2,650.06	188,078.52	49.46	34,144.13
200-5970-50-03	VERF Charges for Services		94,439.00	94,439.00				-	94,439.00
	Subtotal object - 05		94,439.00	94,439.00				-	94,439.00
200-6110-50-03	CAPITAL EXPENDITURE	50,000.00	83,825.00	133,825.00	8,715.00			6.51	125,110.00
200-6140-50-03	Capital Expense-Equipment	37,850.00	2,008.12	39,858.12	39,858.12			100.00	
	Subtotal object - 06	87,850.00	85,833.12	173,683.12	48,573.12			27.97	125,110.00
200-7145-50-03	Transfer to VERF	94,439.00	(94,439.00)					-	
200-7147-50-03	Transfer to GF	223,957.00		223,957.00	205,293.88	18,663.08		91.67	18,663.12
	Subtotal object - 07	318,396.00	(94,439.00)	223,957.00	205,293.88	18,663.08		91.67	18,663.12
Program number: 3	**WASTEWATER**	**5,878,396.00**	**3,813.50**	**5,882,209.50**	**3,633,036.41**	**211,668.07**	**223,648.55**	**61.76**	**2,025,524.54**
Program number: 98	**CONSTRUCTION INSPECTIONS**								
200-5110-50-98	Salaries & Wages	228,680.00		228,680.00	183,320.02	13,006.40		80.16	45,359.98
200-5115-50-98	Salaries - Overtime	15,000.00		15,000.00	7,592.74	603.43		50.62	7,407.26
200-5140-50-98	Salaries - Longevity	585.00		585.00	540.00			92.31	45.00
200-5145-50-98	Social Security Expense	15,145.00		15,145.00	10,820.22	748.76		71.44	4,324.78
200-5150-50-98	Medicare Expense	3,542.00		3,542.00	2,530.54	175.12		71.44	1,011.46
200-5155-50-98	SUTA Expense	648.00		648.00	900.00			138.89	(252.00)
200-5160-50-98	Health Insurance	38,592.00		38,592.00	38,070.12	2,763.14		98.65	521.88
200-5165-50-98	Dental Insurance	1,783.00		1,783.00	1,367.42	107.10		76.69	415.58
200-5170-50-98	Life Insurance/ADD	451.00		451.00	361.13	28.14		80.07	89.87
200-5175-50-98	Liability (TML)/Workers Comp	7,738.00		7,738.00	2,660.15	223.84		34.38	5,077.85
200-5180-50-98	TMRS Expense	33,562.00		33,562.00	26,372.76	1,884.31		78.58	7,189.24
200-5185-50-98	Long/Short Term Disability	435.00		435.00	319.94	24.72		73.55	115.06
200-5186-50-98	WELLE-Wellness Prog Reimb Empl	2,400.00		2,400.00	1,262.48	104.16		52.60	1,137.52
	Subtotal object - 05	348,561.00		348,561.00	276,117.52	19,669.12		79.22	72,443.48
200-5210-50-98	Office Supplies	400.00		400.00	320.76			80.19	79.24
200-5220-50-98	Office Equipment	1,000.00		1,000.00	55.74			5.57	944.26
200-5230-50-98	Dues, Fees, & Subscriptions	400.00		400.00	90.00			22.50	310.00
200-5280-50-98	Printing and Reproduction				66.87			-	(66.87)
200-5290-50-98	Other Charges and Services				44.88			-	(44.88)
	Subtotal object - 05	1,800.00		1,800.00	578.25			32.13	1,221.75
200-5330-50-98	Copier Expense	720.00		720.00				-	720.00
200-5350-50-98	Vehicle Expense	3,500.00		3,500.00	4,259.12	195.84		121.69	(759.12)
200-5352-50-98	Fuel	5,600.00		5,600.00	5,157.42	768.91		92.10	442.58
200-5353-50-98	Oil/Grease/Inspections	100.00		100.00				-	100.00
	Subtotal object - 05	9,920.00		9,920.00	9,416.54	964.75		94.93	503.46
200-5400-50-98	Uniform Expense	3,200.00		3,200.00	1,494.70			46.71	1,705.30
200-5480-50-98	Contracted Services	25,000.00		25,000.00				-	25,000.00
	Subtotal object - 05	28,200.00		28,200.00	1,494.70			5.30	26,705.30
200-5520-50-98	Telephones	2,500.00		2,500.00	1,868.45	155.32		74.74	631.55
200-5526-50-98	Data Network	2,000.00		2,000.00	1,038.85	142.96		51.94	961.15
200-5530-50-98	Travel	200.00		200.00				-	200.00
200-5536-50-98	Training/Seminars	1,600.00		1,600.00	3,315.00	465.00		207.19	(1,715.00)

	Subtotal object - 05	6,300.00		6,300.00	6,222.30	763.28		98.77	77.70
200-5620-50-98	Tools & Equipment	1,000.00		1,000.00	566.40	178.00		56.64	433.60
200-5630-50-98	Safety Equipment	2,000.00		2,000.00	638.97			31.95	1,361.03
	Subtotal object - 05	3,000.00		3,000.00	1,205.37	178.00		40.18	1,794.63
200-5930-50-98	Damage Claims Expense				8,860.62			-	(8,860.62)
200-5970-50-98	VERF Charges for Services		15,250.00	15,250.00				-	15,250.00
	Subtotal object - 05		15,250.00	15,250.00	8,860.62			58.10	6,389.38
200-7145-50-98	Transfer to VERF	15,250.00	(15,250.00)					-	
	Subtotal object - 07	15,250.00	(15,250.00)					-	
Program number: 98	**CONSTRUCTION INSPECTIONS**	**413,031.00**		**413,031.00**	**303,895.30**	**21,575.15**		**73.58**	**109,135.70**
Department number: 50	**PUBLIC WORKS**	**18,091,973.00**	**108,987.30**	**18,200,960.30**	**14,417,402.97**	**1,130,273.31**	**548,913.32**	**79.21**	**3,234,644.01**
	Expense Subtotal - - - - - -	24,408,888.00	184,242.30	24,593,130.30	20,503,503.04	3,173,981.22	587,600.82	83.37	3,502,026.44
Fund number: 200	**WATER/SEWER**	**(95,805.00)**	**184,242.30**	**88,437.30**	**(2,807,063.32)**	**(100,414.36)**	**587,600.82**		**2,307,899.80**
Fund number: 300	**INTEREST AND SINKING**								
300-4105-10-00	Property Taxes -Delinquent				(77,030.17)	(60.33)		-	77,030.17
300-4110-10-00	Property Taxes -Current	(7,549,503.00)		(7,549,503.00)	(7,592,091.80)	(6,052.06)		100.56	42,588.80
300-4115-10-00	Taxes -Penalties				(32,723.29)	(187.81)		-	32,723.29
	Subtotal object - 04	(7,549,503.00)		(7,549,503.00)	(7,701,845.26)	(6,300.20)		102.02	152,342.26
300-4610-10-00	Interest Income	(45,000.00)		(45,000.00)	(28,446.05)	(1,954.89)		63.21	(16,553.95)
	Subtotal object - 04	(45,000.00)		(45,000.00)	(28,446.05)	(1,954.89)		63.21	(16,553.95)
Program number:	DEFAULT PROGRAM	(7,594,503.00)		(7,594,503.00)	(7,730,291.31)	(8,255.09)		101.79	135,788.31
Department number: 10	ADMINISTRATION	(7,594,503.00)		(7,594,503.00)	(7,730,291.31)	(8,255.09)		101.79	135,788.31
	Revenue Subtotal - - - - - -	**(7,594,503.00)**		**(7,594,503.00)**	**(7,730,291.31)**	**(8,255.09)**		**101.79**	**135,788.31**
Department number: 10	**ADMINISTRATION**								
300-5410-10-00	Professional Services				8,030.00			-	(8,030.00)
	Subtotal object - 05				8,030.00			-	(8,030.00)
300-6186-10-00	2013 GO Ref Bond	170,000.00		170,000.00	170,000.00	170,000.00		100.00	
300-6189-10-00	2012 GO TX Bond Payment	195,000.00		195,000.00	195,000.00			100.00	
	Subtotal object - 06	365,000.00		365,000.00	365,000.00	170,000.00		100.00	
300-6200-10-00	Bond Administrative Fees	20,000.00		20,000.00	1,930.00	1,490.00		9.65	18,070.00
300-6201-10-00	2014 GO Debt payment	285,000.00		285,000.00	285,000.00	285,000.00		100.00	
300-6203-10-00	2015 GO Debt Payment	463,700.00		463,700.00	463,700.00			100.00	
300-6204-10-00	2015 CO Debt Payment	440,000.00		440,000.00	440,000.00			100.00	
300-6205-10-00	2016 GO Debt Payment	625,500.00		625,500.00	625,500.00			100.00	
300-6206-10-00	2016 CO Debt Payment	55,000.00		55,000.00	55,000.00			100.00	
300-6207-10-00	2017 CO Bond Payment	410,000.00		410,000.00	410,000.00			100.00	
300-6209-10-00	2018 GO Bond Payment	135,000.00		135,000.00	135,000.00			100.00	
300-6210-10-00	2018 CO Bond Payment	175,000.00		175,000.00	175,000.00			100.00	
300-6211-10-00	2019 CO Debt Payment	366,177.00		366,177.00	366,177.00			100.00	
300-6212-10-00	2019 GO Debt Payment	150,000.00		150,000.00	150,000.00			100.00	
300-6213-10-00	2020 CO Debt Payment	805,000.00		805,000.00	805,000.00			100.00	
300-6299-10-00	Bond Interest Expense	3,404,364.00		3,404,364.00	3,404,362.70	1,687,115.01		100.00	1.30
	Subtotal object - 06	7,334,741.00		7,334,741.00	7,316,669.70	1,973,605.01		99.75	18,071.30
Program number:	**DEFAULT PROGRAM**	**7,699,741.00**		**7,699,741.00**	**7,689,699.70**	**2,143,605.01**		**99.87**	**10,041.30**
Department number: 10	**ADMINISTRATION**	**7,699,741.00**		**7,699,741.00**	**7,689,699.70**	**2,143,605.01**		**99.87**	**10,041.30**
	Expense Subtotal - - - - - -	**7,699,741.00**		**7,699,741.00**	**7,689,699.70**	**2,143,605.01**		**99.87**	**10,041.30**
Fund number: 300	**INTEREST AND SINKING**	**105,238.00**		**105,238.00**	**(40,591.61)**	**2,135,349.92**		**(38.57)**	**145,829.61**
Fund number: 410	**VEHICLE/EQUIPMENT REPLACEMENT**								
410-4100-10-99	Charges for Services		(1,478,505.00)	(1,478,505.00)	(811,765.76)	(506.92)		54.90	(666,739.24)
	Subtotal object - 04		(1,478,505.00)	(1,478,505.00)	(811,765.76)	(506.92)		54.90	(666,739.24)
410-4610-10-99	Interest	(20,000.00)		(20,000.00)	(25,028.93)	(3,064.07)		125.15	5,028.93
	Subtotal object - 04	(20,000.00)		(20,000.00)	(25,028.93)	(3,064.07)		125.15	5,028.93
410-4910-10-99	Other Reimbursements	(139,000.00)		(139,000.00)	(308,636.96)	(83,276.82)		222.04	169,636.96
410-4995-10-99	Transfer In	(1,478,505.00)	1,478,505.00					-	

	Subtotal object - 04	(1,617,505.00)	1,478,505.00	(139,000.00)	(308,636.96)	(83,276.82)		222.04	169,636.96
Program number: 99	NON-DEPARTMENTAL	(1,637,505.00)		(1,637,505.00)	(1,145,431.65)	(86,847.81)		69.95	(492,073.35)
Department number: 10	ADMINISTRATION	(1,637,505.00)		(1,637,505.00)	(1,145,431.65)	(86,847.81)		69.95	(492,073.35)
	Revenue Subtotal - - - - - -	**(1,637,505.00)**		**(1,637,505.00)**	**(1,145,431.65)**	**(86,847.81)**		**69.95**	**(492,073.35)**
Department number: 10	**ADMINISTRATION**								
410-5220-10-03	Office Equipment	2,000.00		2,000.00	774.18			38.71	1,225.82
	Subtotal object - 05	2,000.00		2,000.00	774.18			38.71	1,225.82
Program number: 3	FINANCE	2,000.00		2,000.00	774.18			38.71	1,225.82
410-5220-10-04	Office Equipment	2,000.00		2,000.00	2,118.23			105.91	(118.23)
	Subtotal object - 05	2,000.00		2,000.00	2,118.23			105.91	(118.23)
Program number: 4	HUMAN RESOURCES	2,000.00		2,000.00	2,118.23			105.91	(118.23)
410-5220-10-05	Office Equipment	15,300.00		15,300.00	10,000.45	235.98		65.36	5,299.55
	Subtotal object - 05	15,300.00		15,300.00	10,000.45	235.98		65.36	5,299.55
410-6125-10-05	Capital-Equipment (Technology)	45,000.00		45,000.00				-	45,000.00
	Subtotal object - 06	45,000.00		45,000.00				-	45,000.00
Program number: 5	IT	60,300.00		60,300.00	10,000.45	235.98		16.58	50,299.55
Department number: 10	ADMINISTRATION	64,300.00		64,300.00	12,892.86	235.98		20.05	51,407.14
410-5220-20-01	Office Equipment	7,400.00		7,400.00				-	7,400.00
	Subtotal object - 05	7,400.00		7,400.00				-	7,400.00
410-5350-20-01	Vehicle Expense				13,646.12		800.00	-	(14,446.12)
	Subtotal object - 05				13,646.12		800.00	-	(14,446.12)
410-6160-20-01	Capital-Vehicles	317,190.00		317,190.00	317,620.00			100.14	(430.00)
	Subtotal object - 06	317,190.00		317,190.00	317,620.00			100.14	(430.00)
Program number: 1	OPERATIONS	324,590.00		324,590.00	331,266.12		800.00	102.06	(7,476.12)
Department number: 20	POLICE	324,590.00		324,590.00	331,266.12		800.00	102.06	(7,476.12)
410-5220-30-01	Office Equipment	6,300.00		6,300.00	4,645.08			73.73	1,654.92
	Subtotal object - 05	6,300.00		6,300.00	4,645.08			73.73	1,654.92
410-6160-30-01	Capital-Vehicles	307,600.00		307,600.00	20,102.76		289,642.00	6.54	(2,144.76)
	Subtotal object - 06	307,600.00		307,600.00	20,102.76		289,642.00	6.54	(2,144.76)
Program number: 1	OPERATIONS	313,900.00		313,900.00	24,747.84		289,642.00	7.88	(489.84)
410-5220-30-05	Office Equipment	4,800.00		4,800.00	4,236.46			88.26	563.54
	Subtotal object - 05	4,800.00		4,800.00	4,236.46			88.26	563.54
Program number: 5	MARSHAL	4,800.00		4,800.00	4,236.46			88.26	563.54
Department number: 30	FIRE	318,700.00		318,700.00	28,984.30		289,642.00	9.10	73.70
410-5220-40-01	Office Equipment	1,820.00		1,820.00	1,781.25			97.87	38.75
	Subtotal object - 05	1,820.00		1,820.00	1,781.25			97.87	38.75
410-6160-40-01	Capital-Vehicles	25,850.00		25,850.00	22,864.45		2,743.90	88.45	241.65
	Subtotal object - 06	25,850.00		25,850.00	22,864.45		2,743.90	88.45	241.65
Program number: 1	INSPECTIONS	27,670.00		27,670.00	24,645.70		2,743.90	89.07	280.40
410-5220-40-03	Office Equipment	2,000.00		2,000.00	1,781.25			89.06	218.75
	Subtotal object - 05	2,000.00		2,000.00	1,781.25			89.06	218.75
Program number: 3	PLANNING	2,000.00		2,000.00	1,781.25			89.06	218.75
Department number: 40	DEVELOPMENT SERVICES	29,670.00		29,670.00	26,426.95		2,743.90	89.07	499.15
410-6140-50-02	Capital-Equipment	217,259.00		217,259.00	26,963.96		196,402.47	12.41	(6,107.43)
410-6160-50-02	Capital-Vehicles	87,726.00		87,726.00	34,505.90		52,065.55	39.33	1,154.55
	Subtotal object - 06	304,985.00		304,985.00	61,469.86		248,468.02	20.16	(4,952.88)
Program number: 2	WATER	304,985.00		304,985.00	61,469.86		248,468.02	20.16	(4,952.88)
410-6160-50-03	Capital-Vehicles	57,305.00		57,305.00			51,975.50	-	5,329.50
	Subtotal object - 06	57,305.00		57,305.00			51,975.50	-	5,329.50
Program number: 3	WASTEWATER	57,305.00		57,305.00			51,975.50	-	5,329.50
410-5350-50-98	Vehicle Expense				110.00			-	(110.00)
	Subtotal object - 05				110.00			-	(110.00)
410-6160-50-98	Capital Expense - vehicles	37,610.00		37,610.00	36,269.50			96.44	1,340.50
	Subtotal object - 06	37,610.00		37,610.00	36,269.50			96.44	1,340.50
Program number: 98	CONSTRUCTION INSPECTIONS	37,610.00		37,610.00	36,379.50			96.73	1,230.50

Department number: 50	PUBLIC WORKS	399,900.00	399,900.00	97,849.36		300,443.52	24.47	1,607.12
410-5220-60-01	Office Equipment	2,000.00	2,000.00	1,781.25			89.06	218.75
	Subtotal object - 05	2,000.00	2,000.00	1,781.25			89.06	218.75
Program number: 1	PARK ADMINISTRATION	2,000.00	2,000.00	1,781.25			89.06	218.75
410-5220-60-02	OFFICE EQUIPMENT	460.00	460.00				-	460.00
	Subtotal object - 05	460.00	460.00				-	460.00
410-5350-60-02	Vehicle Expense			110.00			-	(110.00)
	Subtotal object - 05			110.00			-	(110.00)
410-6140-60-02	CAPITAL EXPENSE-EQUIPMENT	219,300.00	219,300.00	196,553.18	28,258.20		89.63	22,746.82
410-6160-60-02	Capital-vehicles	28,665.00	28,665.00	26,132.23		2,497.57	91.16	35.20
	Subtotal object - 06	247,965.00	247,965.00	222,685.41	28,258.20	2,497.57	89.81	22,782.02
Program number: 2	PARK OPERATIONS	248,425.00	248,425.00	222,795.41	28,258.20	2,497.57	89.68	23,132.02
410-5220-60-05	Office Equipment	4,000.00	4,000.00				-	4,000.00
	Subtotal object - 05	4,000.00	4,000.00				-	4,000.00
Program number: 5	LIBRARY	4,000.00	4,000.00				-	4,000.00
Department number: 60	COMMUNITY SERVICES	254,425.00	254,425.00	224,576.66	28,258.20	2,497.57	88.27	27,350.77
410-5220-98-01	Office Equipment	4,000.00	4,000.00	7,479.81			187.00	(3,479.81)
	Subtotal object - 05	4,000.00	4,000.00	7,479.81			187.00	(3,479.81)
Program number: 1	ENGINEERING	4,000.00	4,000.00	7,479.81			187.00	(3,479.81)
410-5220-98-02	Office Equipment	2,000.00	2,000.00	1,781.25			89.06	218.75
	Subtotal object - 05	2,000.00	2,000.00	1,781.25			89.06	218.75
Program number: 2	STORM DRAINAGE	2,000.00	2,000.00	1,781.25			89.06	218.75
Department number: 98	**ENGINEERING**	**6,000.00**	**6,000.00**	**9,261.06**			**154.35**	**(3,261.06)**
	Expense Subtotal - - - - - -	**1,397,585.00**	**1,397,585.00**	**731,257.31**	**28,494.18**	**596,126.99**	**52.32**	**70,200.70**
Fund number: 410	**VEHICLE/EQUIPMENT REPLACEMENT**	**(239,920.00)**	**(239,920.00)**	**(414,174.34)**	**(58,353.63)**	**596,126.99**	**172.63**	**(421,872.65)**
Fund number: 450	**STORM DRAINAGE UTILITY FUND**							
450-4001-98-02	Storm Drainage Utility Fee	(705,000.00)	(705,000.00)	(671,951.89)	(64,086.44)		95.31	(33,048.11)
450-4002-98-02	Drainage Review Fee	(6,000.00)	(6,000.00)	(6,370.00)	(3,975.00)		106.17	370.00
	Subtotal object - 04	(711,000.00)	(711,000.00)	(678,321.89)	(68,061.44)		95.40	(32,678.11)
450-4610-98-02	Interest Storm Utility	(4,200.00)	(4,200.00)	(3,874.80)	(496.93)		92.26	(325.20)
	Subtotal object - 04	(4,200.00)	(4,200.00)	(3,874.80)	(496.93)		92.26	(325.20)
Program number: 2	STORM DRAINAGE	(715,200.00)	(715,200.00)	(682,196.69)	(68,558.37)		95.39	(33,003.31)
Department number: 98	ENGINEERING	(715,200.00)	(715,200.00)	(682,196.69)	(68,558.37)		95.39	(33,003.31)
	Revenue Subtotal - - - - - -	**(715,200.00)**	**(715,200.00)**	**(682,196.69)**	**(68,558.37)**		**95.39**	**(33,003.31)**
450-5110-98-02	Salaries	117,808.00	117,808.00	105,665.52	9,981.12		89.69	12,142.48
450-5115-98-02	Salaries-Overtime	1,390.00	1,390.00	118.77			8.55	1,271.23
450-5140-98-02	Salaries-Longevity Pay	365.00	365.00	150.00			41.10	215.00
450-5145-98-02	Social Security Expense	7,413.00	7,413.00	6,376.30	601.26		86.02	1,036.70
450-5150-98-02	Medicare Expense	1,734.00	1,734.00	1,491.24	140.62		86.00	242.76
450-5155-98-02	SUTA Expense	324.00	324.00	631.89			195.03	(307.89)
450-5160-98-02	Health Insurance	19,296.00	19,296.00	15,210.16	1,280.50		78.83	4,085.84
450-5162-98-02	HSA Expense	750.00	750.00				-	750.00
450-5165-98-02	Dental Expense	865.00	865.00	714.20	67.24		82.57	150.80
450-5170-98-02	Life Insurance/AD&D	226.00	226.00	196.98	18.76		87.16	29.02
450-5175-98-02	Liability (TML) Workers Comp	3,628.00	3,628.00	3,471.92	320.86		95.70	156.08
450-5180-98-02	TMRS Expense	16,428.00	16,428.00	14,571.48	1,378.27		88.70	1,856.52
450-5185-98-02	Long/Short Term Disability	224.00	224.00	179.30	18.96		80.05	44.70
450-5186-98-02	WELLE-Wellness Prog Reimb Empl	600.00	600.00	550.00	50.00		91.67	50.00
	Subtotal object - 05	171,051.00	171,051.00	149,327.76	13,857.59		87.30	21,723.24
450-5210-98-02	Office Supplies	150.00	150.00	49.39			32.93	100.61
450-5212-98-02	Building Supplies	200.00	200.00				-	200.00
450-5230-98-02	Dues, Fees, & Subscriptions	1,000.00	1,000.00	1,030.01			103.00	(30.01)
450-5240-98-02	Postage and Delivery			36.84			-	(36.84)
450-5280-98-02	Printing and Reproduction	540.00	540.00				-	540.00

450-5290-98-02	Other Charges and Services				31.92			-	(31.92)
	Subtotal object - 05	1,890.00		1,890.00	1,148.16			60.75	741.84
450-5310-98-02	Rental Expense	5,000.00		5,000.00				-	5,000.00
450-5340-98-02	Building Repairs	200.00		200.00				-	200.00
450-5350-98-02	Vehicle Expense	1,100.00		1,100.00	847.71	651.18		77.07	252.29
450-5351-98-02	Equipment Expense/Repair	500.00		500.00				-	500.00
450-5352-98-02	Fuel	1,200.00		1,200.00	1,088.02	120.97		90.67	111.98
450-5353-98-02	Oil/Grease/Inspections	200.00		200.00				-	200.00
	Subtotal object - 05	8,200.00		8,200.00	1,935.73	772.15		23.61	6,264.27
450-5400-98-02	Uniforms	2,100.00		2,100.00	1,126.39	184.77		53.64	973.61
450-5410-98-02	Professional Services-Storm Dr	500.00		500.00	1,417.50			283.50	(917.50)
450-5410-98-02-2003-DR	Prof Svcs Frontier Pk/Prest Lk		100,000.00	100,000.00	33,718.24	4,318.42	66,281.76	33.72	
450-5430-98-02	Legal Fees	500.00		500.00				-	500.00
450-5490-98-02	Drainage Review Expense	6,000.00		6,000.00	5,816.01	1,149.95		96.93	183.99
	Subtotal object - 05	9,100.00	100,000.00	109,100.00	42,078.14	5,653.14	66,281.76	38.57	740.10
450-5520-98-02	Telephones	800.00		800.00	909.17	76.91		113.65	(109.17)
450-5526-98-02	Data Network	460.00		460.00	379.94	37.99		82.60	80.06
450-5533-98-02	Mileage Expense	100.00		100.00				-	100.00
450-5536-98-02	Training/Seminars	1,880.00		1,880.00	465.00	465.00		24.73	1,415.00
	Subtotal object - 05	3,240.00		3,240.00	1,754.11	579.90		54.14	1,485.89
450-5620-98-02	Tools & Equipment	1,000.00		1,000.00	13.99			1.40	986.01
450-5630-98-02	Safety Equipment	1,000.00		1,000.00	509.52	189.99		50.95	490.48
450-5640-98-02	Signs & Hardware	200.00		200.00				-	200.00
450-5650-98-02	Maintenance Materials	2,070.00		2,070.00				-	2,070.00
	Subtotal object - 05	4,270.00		4,270.00	523.51	189.99		12.26	3,746.49
450-5970-98-02	VERF Charges for Services		6,083.00	6,083.00	5,576.12	506.92		91.67	506.88
	Subtotal object - 05		6,083.00	6,083.00	5,576.12	506.92		91.67	506.88
450-6193-98-02	2012 CO Bond Payment	62,050.00		62,050.00	62,050.00			100.00	
	Subtotal object - 06	62,050.00		62,050.00	62,050.00			100.00	
450-6205-98-02	2016 CO Bond Payment	50,000.00		50,000.00	50,000.00			100.00	
450-6208-98-02	2017 CO Bond Payment	35,000.00		35,000.00	35,000.00			100.00	
450-6299-98-02	Bond Interest Expense	98,542.00		98,542.00	98,542.00	43,830.75		100.00	
	Subtotal object - 06	183,542.00		183,542.00	183,542.00	43,830.75		100.00	
450-7145-98-02	Transfer to VERF	6,083.00	(6,083.00)					-	
450-7147-98-02	Transfer to GF	98,843.00		98,843.00	90,606.12	8,236.92		91.67	8,236.88
	Subtotal object - 07	104,926.00	(6,083.00)	98,843.00	90,606.12	8,236.92		91.67	8,236.88
Program number: 2	**STORM DRAINAGE**	**548,269.00**	**100,000.00**	**648,269.00**	**538,541.65**	**73,627.36**	**66,281.76**	**83.07**	**43,445.59**
Department number: 98	**ENGINEERING**	**548,269.00**	**100,000.00**	**648,269.00**	**538,541.65**	**73,627.36**	**66,281.76**	**83.07**	**43,445.59**
	Expense Subtotal - - - - - -	**548,269.00**	**100,000.00**	**648,269.00**	**538,541.65**	**73,627.36**	**66,281.76**	**83.07**	**43,445.59**
Fund number: 450	**STORM DRAINAGE UTILITY FUND**	**(166,931.00)**	**100,000.00**	**(66,931.00)**	**(143,655.04)**	**5,068.99**	**66,281.76**	**214.63**	**10,442.28**
Fund number: 570	**COURT TECHNOLOGY**								
570-4537-10-00	Court Technology Revenue	(8,200.00)		(8,200.00)	(6,636.73)	(664.73)		80.94	(1,563.27)
	Subtotal object - 04	(8,200.00)		(8,200.00)	(6,636.73)	(664.73)		80.94	(1,563.27)
570-4610-10-00	Interest	(150.00)		(150.00)	(127.80)	(18.09)		85.20	(22.20)
	Subtotal object - 04	(150.00)		(150.00)	(127.80)	(18.09)		85.20	(22.20)
Program number:	DEFAULT PROGRAM	(8,350.00)		(8,350.00)	(6,764.53)	(682.82)		81.01	(1,585.47)
Department number: 10	ADMINISTRATION	(8,350.00)		(8,350.00)	(6,764.53)	(682.82)		81.01	(1,585.47)
	Revenue Subtotal - - - - - -	**(8,350.00)**		**(8,350.00)**	**(6,764.53)**	**(682.82)**		**81.01**	**(1,585.47)**
570-5203-10-00	Court Technology Expense	25,700.00		25,700.00	1,559.60	1,559.60	22,155.00	6.07	1,985.40
	Subtotal object - 05	25,700.00		25,700.00	1,559.60	1,559.60	22,155.00	6.07	1,985.40
Program number:	DEFAULT PROGRAM	25,700.00		25,700.00	1,559.60	1,559.60	22,155.00	6.07	1,985.40
Department number: 10	**ADMINISTRATION**	**25,700.00**		**25,700.00**	**1,559.60**	**1,559.60**	**22,155.00**	**6.07**	**1,985.40**
	Expense Subtotal - - - - - -	**25,700.00**		**25,700.00**	**1,559.60**	**1,559.60**	**22,155.00**	**6.07**	**1,985.40**
Fund number: 570	**COURT TECHNOLOGY**	**17,350.00**		**17,350.00**	**(5,204.93)**	**876.78**	**22,155.00**	**(30.00)**	**399.93**

Fund number: 575	**MUNICIPAL JURY FUND**							
575-4539-10-00	Municipal Jury Revenue				(146.20)	(15.60)	-	146.20
	Subtotal object - 04				(146.20)	(15.60)	-	146.20
Program number:	DEFAULT PROGRAM				(146.20)	(15.60)	-	146.20
Department number: 10	ADMINISTRATION				(146.20)	(15.60)	-	146.20
	Revenue Subtotal - - - - - -				**(146.20)**	**(15.60)**	**-**	**146.20**
Fund number: 575	**MUNICIPAL JURY FUND**				**(146.20)**	**(15.60)**	**-**	**146.20**
Fund number: 580	**COURT SECURITY**							
580-4536-10-00	Court Security Revenue	(7,000.00)		(7,000.00)	(7,755.35)	(794.95)	110.79	755.35
	Subtotal object - 04	(7,000.00)		(7,000.00)	(7,755.35)	(794.95)	110.79	755.35
580-4610-10-00	Interest	(250.00)		(250.00)	(230.58)	(28.26)	92.23	(19.42)
	Subtotal object - 04	(250.00)		(250.00)	(230.58)	(28.26)	92.23	(19.42)
Program number:	DEFAULT PROGRAM	(7,250.00)		(7,250.00)	(7,985.93)	(823.21)	110.15	735.93
Department number: 10	ADMINISTRATION	(7,250.00)		(7,250.00)	(7,985.93)	(823.21)	110.15	735.93
	Revenue Subtotal - - - - - -	**(7,250.00)**		**(7,250.00)**	**(7,985.93)**	**(823.21)**	**110.15**	**735.93**
580-5110-10-00	Salaries & Wages Payable	12,792.00	(12,792.00)				-	
580-5145-10-00	Social Security Expense	794.00		794.00			-	794.00
580-5150-10-00	Medicare Expense	186.00		186.00			-	186.00
580-5155-10-00	SUTA expense	162.00		162.00			-	162.00
580-5175-10-00	Workers Comp	334.00		334.00			-	334.00
	Subtotal object - 05	14,268.00	(12,792.00)	1,476.00			-	1,476.00
580-5204-10-00	Court Security Expense	2,000.00		2,000.00			-	2,000.00
580-5220-10-00	Office Equipment		12,792.00	12,792.00	2,849.28	7,399.85	22.27	2,542.87
580-5230-10-00	Dues, Fees and Subscriptions	60.00		60.00	50.00		83.33	10.00
	Subtotal object - 05	2,060.00	12,792.00	14,852.00	2,899.28	7,399.85	19.52	4,552.87
580-5400-10-00	Uniform Expense	1,200.00	270.00	1,470.00	1,088.10		74.02	381.90
	Subtotal object - 05	1,200.00	270.00	1,470.00	1,088.10		74.02	381.90
580-5536-10-00	Training/Seminars	1,000.00	(270.00)	730.00	247.50		33.90	482.50
	Subtotal object - 05	1,000.00	(270.00)	730.00	247.50		33.90	482.50
Program number:	**DEFAULT PROGRAM**	**18,528.00**		**18,528.00**	**4,234.88**	**7,399.85**	**22.86**	**6,893.27**
Department number: 10	**ADMINISTRATION**	**18,528.00**		**18,528.00**	**4,234.88**	**7,399.85**	**22.86**	**6,893.27**
	Expense Subtotal - - - - - -	**18,528.00**		**18,528.00**	**4,234.88**	**7,399.85**	**22.86**	**6,893.27**
Fund number: 580	**COURT SECURITY**	**11,278.00**		**11,278.00**	**(3,751.05)**	**(823.21)**	**7,399.85**	**(33.26)**	**7,629.20**
Fund number: 590	**ESCROW**							
590-4915-10-00	Escrow Income				(509,560.02)	(750.00)	-	509,560.02
	Subtotal object - 04				(509,560.02)	(750.00)	-	509,560.02
Program number:	DEFAULT PROGRAM				(509,560.02)	(750.00)	-	509,560.02
Department number: 10	ADMINISTRATION				(509,560.02)	(750.00)	-	509,560.02
	Revenue Subtotal - - - - - -				**(509,560.02)**	**(750.00)**	**-**	**509,560.02**
590-7144-10-00	Transfer to CIP				509,560.02	750.00	-	(509,560.02)
	Subtotal object - 07				509,560.02	750.00	-	(509,560.02)
Program number:	**DEFAULT PROGRAM**				**509,560.02**	**750.00**	**-**	**(509,560.02)**
Department number: 10	**ADMINISTRATION**				**509,560.02**	**750.00**	**-**	**(509,560.02)**
	Expense Subtotal - - - - - -				**509,560.02**	**750.00**	**-**	**(509,560.02)**
Fund number: 590	**ESCROW**						**-**	
Fund number: 610	**PARK DEDICATION FEE FUND**							
610-4045-60-00	Park Dedication-Fees	(200,000.00)		(200,000.00)	(19,945.65)		9.97	(180,054.35)
	Subtotal object - 04	(200,000.00)		(200,000.00)	(19,945.65)		9.97	(180,054.35)
610-4610-60-00	Interest Income	(8,000.00)		(8,000.00)	(11,155.01)	(1,410.48)	139.44	3,155.01
	Subtotal object - 04	(8,000.00)		(8,000.00)	(11,155.01)	(1,410.48)	139.44	3,155.01
610-4995-60-00	Transfer In				(392,216.90)		-	392,216.90
	Subtotal object - 04				(392,216.90)		-	392,216.90
Program number:	DEFAULT PROGRAM	(208,000.00)		(208,000.00)	(423,317.56)	(1,410.48)	203.52	215,317.56
Department number: 60	PARK DEDICATION	(208,000.00)		(208,000.00)	(423,317.56)	(1,410.48)	203.52	215,317.56

	Revenue	**Subtotal - - - - - -**	**(208,000.00)**		**(208,000.00)**	**(423,317.56)**	**(1,410.48)**	**203.52**	**215,317.56**
610-6610-60-00	CAPITAL PROJECT		250,000.00		250,000.00			-	250,000.00
	Subtotal object - 06		250,000.00		250,000.00			-	250,000.00
Program number:	**DEFAULT PROGRAM**		**250,000.00**		**250,000.00**			**-**	**250,000.00**
Department number: 60	**PARK DEDICATION**		**250,000.00**		**250,000.00**			**-**	**250,000.00**
	Expense	**Subtotal - - - - - -**	**250,000.00**		**250,000.00**			**-**	**250,000.00**
Fund number: 610	**PARK DEDICATION FEE FUND**		**42,000.00**		**42,000.00**	**(423,317.56)**	**(1,410.48)**		**465,317.56**
Fund number: 620	**PARK IMPROVEMENT**								
620-4055-60-00	Park Improvement		(100,000.00)		(100,000.00)	(123,370.40)		123.37	23,370.40
	Subtotal object - 04		(100,000.00)		(100,000.00)	(123,370.40)		123.37	23,370.40
620-4510-60-00	Grant Revenue		(500,000.00)		(500,000.00)	(500,000.00)		100.00	
	Subtotal object - 04		(500,000.00)		(500,000.00)	(500,000.00)		100.00	
620-4610-60-00	Interest Income		(7,500.00)		(7,500.00)	(7,228.78)	(888.12)	96.38	(271.22)
	Subtotal object - 04		(7,500.00)		(7,500.00)	(7,228.78)	(888.12)	96.38	(271.22)
Program number:	DEFAULT PROGRAM		(607,500.00)		(607,500.00)	(630,599.18)	(888.12)	103.80	23,099.18
Department number: 60	PARK IMPROVEMENT		(607,500.00)		(607,500.00)	(630,599.18)	(888.12)	103.80	23,099.18
	Revenue	**Subtotal - - - - - -**	**(607,500.00)**		**(607,500.00)**	**(630,599.18)**	**(888.12)**	**103.80**	**23,099.18**
620-5410-60-00-1910-PK	Hike & Bike Master Plan			2,594.40	2,594.40	2,594.40		100.00	
620-5435-60-00-1802-PK	Legal Filings-Hays Park					218.40		-	(218.40)
	Subtotal object - 05			2,594.40	2,594.40	2,812.80		108.42	(218.40)
620-6610-60-00-1801-PK	Cockrell Park Trail Connection		510,799.00	107,644.78	618,443.78	421,550.77	11,500.00	68.16	185,393.01
620-6610-60-00-1802-PK	Hays Park		395,455.91	28,073.57	423,529.48	172,098.20	244,815.24	40.63	6,616.04
620-6610-60-00-1911-PK	Pecan Grove H&B Trail		30,000.00		30,000.00			-	30,000.00
620-6610-60-00-2015-PK	Pecan Grove Park		610,000.00	(35,000.00)	575,000.00			-	575,000.00
	Subtotal object - 06		1,546,254.91	100,718.35	1,646,973.26	593,648.97	256,315.24	36.05	797,009.05
Program number:	**DEFAULT PROGRAM**		**1,546,254.91**	**103,312.75**	**1,649,567.66**	**596,461.77**	**256,315.24**	**36.16**	**796,790.65**
Department number: 60	**PARK IMPROVEMENT**		**1,546,254.91**	**103,312.75**	**1,649,567.66**	**596,461.77**	**256,315.24**	**36.16**	**796,790.65**
	Expense	**Subtotal - - - - - -**	**1,546,254.91**	**103,312.75**	**1,649,567.66**	**596,461.77**	**256,315.24**	**36.16**	**796,790.65**
Fund number: 620	**PARK IMPROVEMENT**		**938,754.91**	**103,312.75**	**1,042,067.66**	**(34,137.41)**	**(888.12)**	**256,315.24**	**(3.28)**	**819,889.83**
Fund number: 630	**WATER IMPACT FEES**								
630-4015-50-00	Impact Fees		(2,500,000.00)		(2,500,000.00)	(5,437,332.50)	(611,086.00)	217.49	2,937,332.50
	Subtotal object - 04		(2,500,000.00)		(2,500,000.00)	(5,437,332.50)	(611,086.00)	217.49	2,937,332.50
630-4615-50-00	Interest		(12,000.00)		(12,000.00)	(44,441.44)	(6,926.93)	370.35	32,441.44
	Subtotal object - 04		(12,000.00)		(12,000.00)	(44,441.44)	(6,926.93)	370.35	32,441.44
Program number:	DEFAULT PROGRAM		(2,512,000.00)		(2,512,000.00)	(5,481,773.94)	(618,012.93)	218.22	2,969,773.94
Department number: 50	IMPACT FEES		(2,512,000.00)		(2,512,000.00)	(5,481,773.94)	(618,012.93)	218.22	2,969,773.94
	Revenue	**Subtotal - - - - - -**	**(2,512,000.00)**		**(2,512,000.00)**	**(5,481,773.94)**	**(618,012.93)**	**218.22**	**2,969,773.94**
630-5489-50-00-8006-DV	Dev Agrmnt-Parks @ Legacy		140,000.00		140,000.00	8,110.71		5.79	131,889.29
630-5489-50-00-8011-DV	Dev Agrment-Star Trail		300,000.00		300,000.00			-	300,000.00
630-5489-50-00-8012-DV	Dev Agrmnt-TVG Windsong		400,000.00		400,000.00	84,536.00		21.13	315,464.00
630-5489-50-00-8016-DV	Dev Agrmnt Victory at Frontier					40,499.00		-	(40,499.00)
630-5489-50-00-8017-DV	Dev Agrmnt Westside					199,685.97		-	(199,685.97)
	Subtotal object - 05		840,000.00		840,000.00	332,831.68		39.62	507,168.32
630-6610-50-00-1715-WA	County Line Elevated Storage			244.02	244.02	244.02		100.00	
630-6610-50-00-1716-WA	24 WL Conn. Cnty Line EST/DNT			54,418.72	54,418.72		54,418.72	-	
630-6610-50-00-1810-WA	Lower Pressure Plane Easements		1,000,000.00		1,000,000.00			-	1,000,000.00
	Subtotal object - 06		1,000,000.00	54,662.74	1,054,662.74	244.02	54,418.72	0.02	1,000,000.00
Program number:	**DEFAULT PROGRAM**		**1,840,000.00**	**54,662.74**	**1,894,662.74**	**333,075.70**	**54,418.72**	**17.58**	**1,507,168.32**
Department number: 50	**IMPACT FEES**		**1,840,000.00**	**54,662.74**	**1,894,662.74**	**333,075.70**	**54,418.72**	**17.58**	**1,507,168.32**
	Expense	**Subtotal - - - - - -**	**1,840,000.00**	**54,662.74**	**1,894,662.74**	**333,075.70**	**54,418.72**	**17.58**	**1,507,168.32**
Fund number: 630	**WATER IMPACT FEES**		**(672,000.00)**	**54,662.74**	**(617,337.26)**	**(5,148,698.24)**	**(618,012.93)**	**54,418.72**	**834.02**	**4,476,942.26**
Fund number: 640	**WASTEWATER IMPACT FEES**								
640-4020-50-00	Impact Fees		(850,000.00)		(850,000.00)	(2,981,535.00)	(399,006.00)	350.77	2,131,535.00
	Subtotal object - 04		(850,000.00)		(850,000.00)	(2,981,535.00)	(399,006.00)	350.77	2,131,535.00

640-4620-50-00	Interest	(12,000.00)		(12,000.00)	(24,969.51)	(3,217.27)		208.08	12,969.51
	Subtotal object - 04	(12,000.00)		(12,000.00)	(24,969.51)	(3,217.27)		208.08	12,969.51
640-4905-50-00	Equity Fee	(200,000.00)		(200,000.00)	(442,500.00)	(72,500.00)		221.25	242,500.00
	Subtotal object - 04	(200,000.00)		(200,000.00)	(442,500.00)	(72,500.00)		221.25	242,500.00
Program number:	DEFAULT PROGRAM	(1,062,000.00)		(1,062,000.00)	(3,449,004.51)	(474,723.27)		324.77	2,387,004.51
Department number: 50	IMPACT FEES	(1,062,000.00)		(1,062,000.00)	(3,449,004.51)	(474,723.27)		324.77	2,387,004.51
	Revenue Subtotal - - - - - -	**(1,062,000.00)**		**(1,062,000.00)**	**(3,449,004.51)**	**(474,723.27)**		**324.77**	**2,387,004.51**
640-5410-50-00-2013-WW	Doe Branch Int Design	500,000.00	(500,000.00)					-	
640-5410-50-00-2103-WW	Doe Branch Parallel Int Design		500,000.00	500,000.00				-	500,000.00
640-5489-50-00-1608-DV	LaCima #2 Developer Reimb				227,063.87			-	(227,063.87)
640-5489-50-00-8001-DV	Dev Agrmt TVG Westside Util	250,000.00		250,000.00	200,426.90	64,003.42		80.17	49,573.10
640-5489-50-00-8002-DV	Dev Agrmt Prosper Partners	200,000.00		200,000.00	358,255.10	130,534.58		179.13	(158,255.10)
640-5489-50-00-8004-DV	Dev Agrmt Frontier Estates	50,000.00		50,000.00	41,282.00	28,646.50		82.56	8,718.00
640-5489-50-00-8005-DV	Dev Agrmnt LaCima	50,000.00		50,000.00				-	50,000.00
640-5489-50-00-8008-DV	Dev Agrmnt Brookhollow	25,000.00		25,000.00	419,438.01	135,456.00			(394,438.01)
640-5489-50-00-8012-DV	Dev Agrmnt TVG Windsong	200,000.00		200,000.00	566,089.00	215,155.00		283.05	(366,089.00)
640-5489-50-00-8013-DV	Dev Agrmnt All Storage	15,000.00		15,000.00	27,090.00			180.60	(12,090.00)
640-5489-50-00-8014-DV	Dev Agrmnt Legacy Garden	100,000.00		100,000.00	21,856.00	8,879.00		21.86	78,144.00
	Subtotal object - 05	1,390,000.00		1,390,000.00	1,861,500.88	582,674.50		133.92	(471,500.88)
640-6610-50-00-2013-WW	Doe Branch Int Constr	1,000,000.00	(1,000,000.00)					-	
640-6610-50-00-2103-WW	Doe Branch Parallel Int Constr		1,000,000.00	1,000,000.00				-	1,000,000.00
	Subtotal object - 06	1,000,000.00		1,000,000.00				-	1,000,000.00
Program number:	**DEFAULT PROGRAM**	**2,390,000.00**		**2,390,000.00**	**1,861,500.88**	**582,674.50**		**77.89**	**528,499.12**
Department number: 50	**IMPACT FEES**	**2,390,000.00**		**2,390,000.00**	**1,861,500.88**	**582,674.50**		**77.89**	**528,499.12**
	Expense Subtotal - - - - - -	**2,390,000.00**		**2,390,000.00**	**1,861,500.88**	**582,674.50**		**77.89**	**528,499.12**
Fund number: 640	**WASTEWATER IMPACT FEES**	**1,328,000.00**		**1,328,000.00**	**(1,587,503.63)**	**107,951.23**			**2,915,503.63**
Fund number: 660	**E THOROUGHFARE IMPACT FEES**								
660-4040-50-00	East Thoroughfare Impact Fees	(1,000,000.00)		(1,000,000.00)	(1,791,951.91)	(46,103.76)		179.20	791,951.91
	Subtotal object - 04	(1,000,000.00)		(1,000,000.00)	(1,791,951.91)	(46,103.76)		179.20	791,951.91
660-4610-50-00	Interest	(8,000.00)		(8,000.00)	(16,661.40)	(2,077.01)		208.27	8,661.40
	Subtotal object - 04	(8,000.00)		(8,000.00)	(16,661.40)	(2,077.01)		208.27	8,661.40
Program number:	DEFAULT PROGRAM	(1,008,000.00)		(1,008,000.00)	(1,808,613.31)	(48,180.77)		179.43	800,613.31
Department number: 50	IMPACT FEES	(1,008,000.00)		(1,008,000.00)	(1,808,613.31)	(48,180.77)		179.43	800,613.31
	Revenue Subtotal - - - - - -	**(1,008,000.00)**		**(1,008,000.00)**	**(1,808,613.31)**	**(48,180.77)**		**179.43**	**800,613.31**
660-5489-50-00-1938-DV	Reimb FM1461 (SH289-CR165)		175,000.00	175,000.00	77,073.50			44.04	97,926.50
660-5489-50-00-8015-DV	Dev Agrmnt Tanners Mill	300,000.00		300,000.00	435,697.00			145.23	(135,697.00)
	Subtotal object - 05	300,000.00	175,000.00	475,000.00	512,770.50			107.95	(37,770.50)
660-6610-50-00-1710-ST	Coit Road (First - Frontier)		364,754.50	364,754.50			364,754.50	-	
660-6610-50-00-1938-ST	FM 1461 (SH289-CR 165)	175,000.00	(175,000.00)					-	
660-6610-50-00-2005-TR	Traffic Signal-Coit & Richland	298,196.35	111,121.65	409,318.00	340,719.65		11,798.00	83.24	56,800.35
660-6610-50-00-2018-PK	Coleman Med Lndsc (Talon-Vict)	350,000.00	(320,025.00)	29,975.00	16,325.00	2,415.00	13,650.00	54.46	
	Subtotal object - 06	823,196.35	(19,148.85)	804,047.50	357,044.65	2,415.00	390,202.50	44.41	56,800.35
660-7144-50-00	Transfer to Capital Proj Fund		320,025.00	320,025.00	320,025.00	320,025.00		100.00	
	Subtotal object - 07		320,025.00	320,025.00	320,025.00	320,025.00		100.00	
Program number:	**DEFAULT PROGRAM**	**1,123,196.35**	**475,876.15**	**1,599,072.50**	**1,189,840.15**	**322,440.00**	**390,202.50**	**74.41**	**19,029.85**
Department number: 50	**IMPACT FEES**	**1,123,196.35**	**475,876.15**	**1,599,072.50**	**1,189,840.15**	**322,440.00**	**390,202.50**	**74.41**	**19,029.85**
	Expense Subtotal - - - - - -	**1,123,196.35**	**475,876.15**	**1,599,072.50**	**1,189,840.15**	**322,440.00**	**390,202.50**	**74.41**	**19,029.85**
Fund number: 660	**E THOROUGHFARE IMPACT FEES**	**115,196.35**	**475,876.15**	**591,072.50**	**(618,773.16)**	**274,259.23**	**390,202.50**		**819,643.16**
Fund number: 670	**SPECIAL REVENUE-DONATIONS**								
670-4530-10-00	Police Donation Inc	(13,500.00)		(13,500.00)	(12,999.60)	(1,184.00)		96.29	(500.40)
670-4531-10-00	Fire Donations	(13,500.00)		(13,500.00)	(13,410.00)	(1,701.00)		99.33	(90.00)
670-4535-10-00	Child Safety Inc	(10,000.00)		(10,000.00)	(10,623.41)	(3,884.29)		106.23	623.41
670-4550-10-00	LEOSE Revenue				(3,111.38)			-	3,111.38
	Subtotal object - 04	(37,000.00)		(37,000.00)	(40,144.39)	(6,769.29)		108.50	3,144.39

670-4610-10-00	Interest Income	(2,000.00)		(2,000.00)	(3,273.18)	(578.89)	163.66	1,273.18
	Subtotal object - 04	(2,000.00)		(2,000.00)	(3,273.18)	(578.89)	163.66	1,273.18
670-4761-10-00	Tree Mitigation Revenue				(339,212.50)	(117,337.50)	-	339,212.50
	Subtotal object - 04				(339,212.50)	(117,337.50)	-	339,212.50
Program number:	DEFAULT PROGRAM	(39,000.00)		(39,000.00)	(382,630.07)	(124,685.68)	981.10	343,630.07
Department number: 10	ADMINISTRATION	(39,000.00)		(39,000.00)	(382,630.07)	(124,685.68)	981.10	343,630.07
	Revenue Subtotal - - - - - -	**(39,000.00)**		**(39,000.00)**	**(382,630.07)**	**(124,685.68)**	**981.10**	**343,630.07**
670-5201-10-00	LEOSE Expenditures				2,500.00		-	(2,500.00)
670-5205-10-00	Police Donation Exp	12,018.00		12,018.00	10,318.00		85.86	1,700.00
670-5206-10-00	Fire Dept Donation Exp	5,000.00	4,157.20	9,157.20	7,446.22	2,753.55	81.32	1,710.98
670-5208-10-00	Child Safety Expense	5,000.00		5,000.00			-	5,000.00
670-5212-10-00	Tree Mitigation Expense	200,000.00		200,000.00			-	200,000.00
670-5292-10-00	PD Seizure Expense	5,000.00		5,000.00	4,250.00		85.00	750.00
	Subtotal object - 05	227,018.00	4,157.20	231,175.20	24,514.22	2,753.55	10.60	206,660.98
Program number:	**DEFAULT PROGRAM**	**227,018.00**	**4,157.20**	**231,175.20**	**24,514.22**	**2,753.55**	**10.60**	**206,660.98**
Department number: 10	**ADMINISTRATION**	**227,018.00**	**4,157.20**	**231,175.20**	**24,514.22**	**2,753.55**	**10.60**	**206,660.98**
	Expense Subtotal - - - - - -	**227,018.00**	**4,157.20**	**231,175.20**	**24,514.22**	**2,753.55**	**10.60**	**206,660.98**
Fund number: 670	**SPECIAL REVENUE-DONATIONS**	**188,018.00**	**4,157.20**	**192,175.20**	**(358,115.85)**	**(121,932.13)**		**550,291.05**
Fund number: 675	**CARES ACT FUND**							
675-4510-10-00-2019-EM	Grants - Collin County		(662,567.23)	(662,567.23)	(1,419,368.67)		214.22	756,801.44
	Subtotal object - 04		(662,567.23)	(662,567.23)	(1,419,368.67)		214.22	756,801.44
675-4610-10-00	Interest Income				2,207.08		-	(2,207.08)
675-4610-10-00-2019-EM	Interest Income-Collin County				(1,524.93)		-	1,524.93
675-4610-10-00-2022-EM	Interest Income-Denton County				(71.12)		-	71.12
	Subtotal object - 04				611.03		-	(611.03)
675-4810-10-00	Unrealized Gain				(315.99)		-	315.99
	Subtotal object - 04				(315.99)		-	315.99
Program number:	DEFAULT		(662,567.23)	(662,567.23)	(1,419,073.63)		214.18	756,506.40
Department number: 10	ADMINISTRATION		(662,567.23)	(662,567.23)	(1,419,073.63)		214.18	756,506.40
	Revenue Subtotal - - - - - -		**(662,567.23)**	**(662,567.23)**	**(1,419,073.63)**		**214.18**	**756,506.40**
675-5110-10-00-2019-EM	Salaries & Wages - Collin Cnty		662,567.23	662,567.23	494,632.70		74.65	167,934.53
675-5115-10-00-2019-EM	Salaries - Overtime				78,304.52		-	(78,304.52)
675-5145-10-00-2019-EM	Soc Sec Exp - Collin Cnty				29,880.93		-	(29,880.93)
675-5150-10-00-2019-EM	Medicare Exp - Collin Cnty				7,365.17		-	(7,365.17)
675-5160-10-00-2019-EM	Health Insurance				40,811.78		-	(40,811.78)
675-5165-10-00-2019-EM	Dental Insurance				2,131.52		-	(2,131.52)
675-5170-10-00-2019-EM	Life Insurance/AD&D				1,767.19		-	(1,767.19)
675-5175-10-00-2019-EM	Liability (TML) Workers' Comp				11,948.35		-	(11,948.35)
675-5180-10-00-2019-EM	TMRS Exp - Collin Cnty				70,487.51		-	(70,487.51)
675-5185-10-00-2019-EM	Long Term Disability				761.62		-	(761.62)
	Subtotal object - 05		662,567.23	662,567.23	738,091.29		111.40	(75,524.06)
675-5212-10-00-2022-EM	Building Supplies-Denton Cnty				366.78		-	(366.78)
675-5220-10-00-2019-EM	Office Equipment-Collin County		53,627.63	53,627.63	73,234.90		136.56	(19,607.27)
675-5220-10-00-2022-EM	Office Equipment-Denton County				(434.79)		-	434.79
675-5225-10-00-2019-EM	Computer Hardware-Collin Cnty				41,562.79		-	(41,562.79)
	Subtotal object - 05		53,627.63	53,627.63	114,729.68		213.94	(61,102.05)
675-5418-10-00-2019-EM	IT Fees-Collin Cnty		33,720.00	33,720.00	16,545.00		49.07	17,175.00
675-5418-10-00-2022-EM	IT Fees-Denton Cnty				124.97		-	(124.97)
675-5480-10-00-2019-EM	Contracted Services-Collin Cty				4,675.58		-	(4,675.58)
	Subtotal object - 05		33,720.00	33,720.00	21,345.55		63.30	12,374.45
675-5630-10-00-2019-EM	Safety Equipment-Collin Cnty				6,541.19		-	(6,541.19)
675-5630-10-00-2022-EM	Safety Equipment-Denton Cnty				(4,715.58)		-	4,715.58
675-5630-10-00-2023-EM	Safety Equipment - HHS CARES				(95.07)		-	95.07
	Subtotal object - 05				1,730.54		-	(1,730.54)

675-6110-10-00-2019-EM	Capital Expenditure-CollinCnty		538,116.58	538,116.58	544,418.97			101.17	(6,302.39)
	Subtotal object - 06		538,116.58	538,116.58	544,418.97			101.17	(6,302.39)
Program number:	**DEFAULT**		**1,288,031.44**	**1,288,031.44**	**1,420,316.03**			**110.27**	**(132,284.59)**
Department number: 10	**ADMINISTRATION**		**1,288,031.44**	**1,288,031.44**	**1,420,316.03**			**110.27**	**(132,284.59)**
	Expense Subtotal - - - - - -		**1,288,031.44**	**1,288,031.44**	**1,420,316.03**			**110.27**	**(132,284.59)**
Fund number: 675	**CARES ACT FUND**		**625,464.21**	**625,464.21**	**1,242.40**			**0.20**	**624,221.81**
676-4510-10-00	Grants				(3,045,165.42)	(3,045,165.42)		-	3,045,165.42
	Subtotal object - 04				(3,045,165.42)	(3,045,165.42)		-	3,045,165.42
676-4610-10-00	Interest Income				(2,244.91)	(2,244.91)		-	2,244.91
	Subtotal object - 04				(2,244.91)	(2,244.91)		-	2,244.91
Program number:					(3,047,410.33)	(3,047,410.33)		-	3,047,410.33
Department number: 10	ADMINISTRATION				(3,047,410.33)	(3,047,410.33)		-	3,047,410.33
	Revenue Subtotal - - - - - -				**(3,047,410.33)**	**(3,047,410.33)**		**-**	**3,047,410.33**
Fund number: 676	**AMERICAN RESCUE PLAN - CSLFRF**				**(3,047,410.33)**	**(3,047,410.33)**		**-**	**3,047,410.33**
Fund number: 680	**W THOROUGHFARE IMPACT FEES**								
680-4041-50-00	W Thoroughfare Impact Fees	(2,500,000.00)		(2,500,000.00)	(6,101,922.78)	(839,620.25)		244.08	3,601,922.78
	Subtotal object - 04	(2,500,000.00)		(2,500,000.00)	(6,101,922.78)	(839,620.25)		244.08	3,601,922.78
680-4610-50-00	Interest	(10,000.00)		(10,000.00)	(35,443.06)	(5,665.12)		354.43	25,443.06
	Subtotal object - 04	(10,000.00)		(10,000.00)	(35,443.06)	(5,665.12)		354.43	25,443.06
Program number:	DEFAULT PROGRAM	(2,510,000.00)		(2,510,000.00)	(6,137,365.84)	(845,285.37)		244.52	3,627,365.84
Department number: 50	IMPACT FEES	(2,510,000.00)		(2,510,000.00)	(6,137,365.84)	(845,285.37)		244.52	3,627,365.84
	Revenue Subtotal - - - - - -	**(2,510,000.00)**		**(2,510,000.00)**	**(6,137,365.84)**	**(845,285.37)**		**244.52**	**3,627,365.84**
680-5410-50-00-2013-ST	Prof. Svcs Teel 380 Inter Imp		54,017.08	54,017.08	31,742.57		22,274.51	58.76	
680-5489-50-00-8006-DV	Development Agrmnt Parks/Legac	300,000.00		300,000.00	656,077.00	199,749.00		218.69	(356,077.00)
680-5489-50-00-8011-DV	Dev Agrment Star Trail	1,000,000.00		1,000,000.00	337,750.00			33.78	662,250.00
680-5489-50-00-8012-DV	Dev Agrmnt Tellus Windsong	1,250,000.00		1,250,000.00				-	1,250,000.00
680-5489-50-00-8014-DV	Dev Agrmnt Legacy Garden	75,000.00		75,000.00	81,994.00	33,543.00		109.33	(6,994.00)
	Subtotal object - 05	2,625,000.00	54,017.08	2,679,017.08	1,107,563.57	233,292.00	22,274.51	41.34	1,549,179.00
680-6610-50-00-1708-ST	Cook Lane (First - End)	70,480.50	8,457.92	78,938.42	18,480.00		5,777.92	23.41	54,680.50
680-6610-50-00-1928-TR	Traffic Signal (Fishtrap/Teel)	2,181.69	40,820.00	43,001.69	16,635.00			38.69	26,366.69
680-6610-50-00-2004-TR	Traffic Signal (Fishtrap/Gee)	205,658.00	50,890.00	256,548.00	205,594.39	5,790.00	9,064.00	80.14	41,889.61
680-6610-50-00-2013-ST	Teel - 380 Intersection Imp	275,000.00		275,000.00				-	275,000.00
680-6610-50-00-2101-TR	Traffic Sgnl(Fishtrap/Artesia)	237,500.00		237,500.00				-	237,500.00
	Subtotal object - 06	790,820.19	100,167.92	890,988.11	240,709.39	5,790.00	14,841.92	27.02	635,436.80
Program number:	**DEFAULT PROGRAM**	**3,415,820.19**	**154,185.00**	**3,570,005.19**	**1,348,272.96**	**239,082.00**	**37,116.43**	**37.77**	**2,184,615.80**
Department number: 50	**IMPACT FEES**	**3,415,820.19**	**154,185.00**	**3,570,005.19**	**1,348,272.96**	**239,082.00**	**37,116.43**	**37.77**	**2,184,615.80**
	Expense Subtotal - - - - - -	**3,415,820.19**	**154,185.00**	**3,570,005.19**	**1,348,272.96**	**239,082.00**	**37,116.43**	**37.77**	**2,184,615.80**
Fund number: 680	**W THOROUGHFARE IMPACT FEES**	**905,820.19**	**154,185.00**	**1,060,005.19**	**(4,789,092.88)**	**(606,203.37)**	**37,116.43**		**5,811,981.64**
Fund number: 730	**EMPLOYEE HEALTH/INSURANCE FUND**								
730-4530-10-00	Employee Health Contributions	(597,690.00)		(597,690.00)	(585,102.90)	(54,340.16)		97.89	(12,587.10)
730-4531-10-00	Employee Dental Contributions	(106,616.00)		(106,616.00)	(99,597.39)	(9,196.08)		93.42	(7,018.61)
730-4535-10-00	Employer Health Contributions	(2,431,257.00)		(2,431,257.00)	(2,164,070.36)	(174,608.38)		89.01	(267,186.64)
730-4536-10-00	Employer Dental Contributions	(99,546.00)		(99,546.00)	(89,460.75)	(8,086.93)		89.87	(10,085.25)
730-4537-10-00	Employer HSA Contributions	(191,100.00)		(191,100.00)	(5,005.58)	(1,920.22)		2.62	(186,094.42)
730-4541-10-00	Cobra Insurance Reimbursements				(6,649.36)			-	6,649.36
730-4542-10-00	Employer Life/AD&D/LTD				(17,447.18)	(6,935.74)		-	17,447.18
730-4545-10-00	Stop Loss Reimbursement				(201,226.43)			-	201,226.43
	Subtotal object - 04	(3,426,209.00)		(3,426,209.00)	(3,168,559.95)	(255,087.51)		92.48	(257,649.05)
730-4610-10-00	Interest Income	(7,000.00)		(7,000.00)	(5,246.90)	(607.73)		74.96	(1,753.10)
	Subtotal object - 04	(7,000.00)		(7,000.00)	(5,246.90)	(607.73)		74.96	(1,753.10)
730-4910-10-00	Other Revenue				(113,192.36)	(32,290.08)		-	113,192.36
	Subtotal object - 04				(113,192.36)	(32,290.08)		-	113,192.36
Program number:	DEFAULT PROGRAM	(3,433,209.00)		(3,433,209.00)	(3,286,999.21)	(287,985.32)		95.74	(146,209.79)
Department number: 10	ADMINISTRATION	(3,433,209.00)		(3,433,209.00)	(3,286,999.21)	(287,985.32)		95.74	(146,209.79)

	Revenue Subtotal - - - - - -	**(3,433,209.00)**		**(3,433,209.00)**	**(3,286,999.21)**	**(287,985.32)**	**95.74**	**(146,209.79)**
730-5160-10-00	Health Insurance	2,857,398.00		2,857,398.00	2,651,772.28	216,435.66	92.80	205,625.72
730-5161-10-00	PCORI Fees	990.00		990.00	960.26		97.00	29.74
730-5162-10-00	HSA Expense	191,100.00		191,100.00	219,130.38	1,920.22	114.67	(28,030.38)
730-5165-10-00	Dental Insurance	214,430.00		214,430.00	207,676.71	17,447.30	96.85	6,753.29
730-5170-10-00	Life Insurance/AD&D	43,200.00		43,200.00	36,931.06	3,723.93	85.49	6,268.94
730-5185-10-00	Long/Short Term Disability	32,400.00		32,400.00	29,910.80	3,052.31	92.32	2,489.20
	Subtotal object - 05	3,339,518.00		3,339,518.00	3,146,381.49	242,579.42	94.22	193,136.51
730-5410-10-00	Professional Services	23,500.00		23,500.00	9,434.00		40.15	14,066.00
730-5480-10-00	Contract Services	46,793.00		46,793.00	102,499.73	41,266.02	219.05	(55,706.73)
	Subtotal object - 05	70,293.00		70,293.00	111,933.73	41,266.02	159.24	(41,640.73)
730-5600-10-00	Special Events	12,000.00		12,000.00			-	12,000.00
	Subtotal object - 05	12,000.00		12,000.00			-	12,000.00
Program number:	**DEFAULT PROGRAM**	**3,421,811.00**		**3,421,811.00**	**3,258,315.22**	**283,845.44**	**95.22**	**163,495.78**
Department number: 10	**ADMINISTRATION**	**3,421,811.00**		**3,421,811.00**	**3,258,315.22**	**283,845.44**	**95.22**	**163,495.78**
	Expense Subtotal - - - - - -	**3,421,811.00**		**3,421,811.00**	**3,258,315.22**	**283,845.44**	**95.22**	**163,495.78**
Fund number: 730	**EMPLOYEE HEALTH/INSURANCE FUND**	**(11,398.00)**		**(11,398.00)**	**(28,683.99)**	**(4,139.88)**	**251.66**	**17,285.99**
Fund number: 750	**CAPITAL PROJECTS**							
750-4610-10-00	Interest Income				(24,351.83)	(2,731.65)	-	24,351.83
750-4618-10-00	Interest TXDOT Contributions				(21.30)		-	21.30
	Subtotal object - 04				(24,373.13)	(2,731.65)	-	24,373.13
750-4930-10-00	Insurance Proceeds				(79,338.14)		-	79,338.14
750-4995-10-00	Transfer In		(2,400,025.00)	(2,400,025.00)	(2,909,585.02)	(320,775.00)	121.23	509,560.02
750-4997-10-00	Transfers In - Bond Funds				(17,226,039.61)	(85,969.19)	-	17,226,039.61
750-4999-10-00	Bond Proceeds	(9,000,000.00)		(9,000,000.00)			-	(9,000,000.00)
	Subtotal object - 04	(9,000,000.00)	(2,400,025.00)	(11,400,025.00)	(20,214,962.77)	(406,744.19)	177.32	8,814,937.77
Program number:	**DEFAULT PROGRAM**	**(9,000,000.00)**	**(2,400,025.00)**	**(11,400,025.00)**	**(20,239,335.90)**	**(409,475.84)**	**177.54**	**8,839,310.90**
Department number: 10	**CAPITAL PROJECTS**	**(9,000,000.00)**	**(2,400,025.00)**	**(11,400,025.00)**	**(20,239,335.90)**	**(409,475.84)**	**177.54**	**8,839,310.90**
	Revenue Subtotal - - - - - -	**(9,000,000.00)**	**(2,400,025.00)**	**(11,400,025.00)**	**(20,239,335.90)**	**(409,475.84)**	**177.54**	**8,839,310.90**
750-5405-10-00-1512-ST	Land Acq Svcs First St				2,000.00		-	(2,000.00)
750-5405-10-00-1823-ST	Victory Way Acq Svcs				10.86		-	(10.86)
750-5410-10-00-1512-ST	Prof Svcs First St (DNT-Clmn)		545,007.20	545,007.20	209,415.25	335,591.95	38.42	
750-5410-10-00-1813-PK	US380 Median Design	1,550.00	14,350.00	15,900.00	10,450.00	3,900.00	65.72	1,550.00
750-5410-10-00-1823-ST	Victory Way (Coleman-Frontier)		8,887.14	8,887.14	30,578.52	3,208.62	344.08	(24,900.00)
750-5410-10-00-1824-ST	Fishtrap - Teel Int Improve	87,813.75	4,564.33	92,378.08			-	92,378.08
750-5410-10-00-1904-FC	PS Facility Development Costs	497,922.04		497,922.04			-	497,922.04
750-5410-10-00-1922-PK	Prof Svcs. Downtown Monument		75,000.00	75,000.00	61,000.00	1,250.00	5,000.00	81.33	9,000.00
750-5410-10-00-1923-ST	Fishtrap Section 1 & 4		67,200.00	67,200.00	37,500.00		10,500.00	55.80	19,200.00
750-5410-10-00-1928-TR	Traffic Signal Fishtrap/Teel		6,472.00	6,472.00	3,400.00			52.53	3,072.00
750-5410-10-00-2012-ST	Fishtrap (Elem-DNT) 4 Lanes		582,445.00	582,445.00	342,490.00		259,205.00	58.80	(19,250.00)
750-5410-10-00-2014-ST	First St (Coit-Custer) 4 Lns		577,775.00	577,775.00	377,375.00		156,750.00	65.32	43,650.00
750-5410-10-00-2015-PK	Pecan Grove Phase II	16,060.00	43,150.00	59,210.00	6,200.32	2,500.00	45,403.64	10.47	7,606.04
750-5410-10-00-2108-PK	Tanner's Mill Phase 2 Design		200,000.00	200,000.00	1,800.00		76,500.00	0.90	121,700.00
750-5410-10-00-2109-FC	Dsgn PS Comp Ph2(Central Fire)		1,605,000.00	1,605,000.00	614,862.68	138,240.00	940,752.32	38.31	49,385.00
750-5410-10-00-2111-FC	PS Complex Phase 2 - Dev Costs		820,000.00	820,000.00	8,250.00			1.01	811,750.00
750-5430-10-00-1307-ST	Legal Fees-Fr Pkwy BNSF Ovrpss				456.00			-	(456.00)
750-5430-10-00-1721-ST	Acacia Parkway Legal Fees		100,000.00	100,000.00	52,528.35	906.50		52.53	47,471.65
750-5430-10-00-2008-ST	Legal-Prspr Trl (Coit-Custer)				380.00			-	(380.00)
750-5430-10-00-2012-ST	Legal-Fishtrap (Elem-DNT) 4 Ln				418.00	418.00		-	(418.00)
750-5430-10-00-2014-ST	Legal - First St (Coit-Custer)				361.00	304.00		-	(361.00)
750-5430-10-00-2112-FC	Legal - PS Complex Ph 2				152.00			-	(152.00)
750-5435-10-00-1307-ST	Legal Filing-Frontier Overpass				55.75			-	(55.75)
750-5435-10-00-1922-PK	Legal Filing-Downtown Monument				214.00			-	(214.00)
750-5435-10-00-2012-ST	Legal Filing-Fishtrap Elem-DNT				221.20			-	(221.20)

750-5435-10-00-2017-ST	Legal Filings - Fishtrap Seg 4				268.40	107.20		-	(268.40)
750-5435-10-00-2112-FC	Legal Filing-PS Complex Ph2				177.16			-	(177.16)
	Subtotal object - 05	603,345.79	4,649,850.67	5,253,196.46	1,760,564.49	143,725.70	1,836,811.53	33.51	1,655,820.44
750-6160-10-00-2105-EQ	Quint Fire Engine		1,350,000.00	1,350,000.00				-	1,350,000.00
750-6160-10-00-2106-EQ	Ambulance		460,000.00	460,000.00				-	460,000.00
	Subtotal object - 06		1,810,000.00	1,810,000.00				-	1,810,000.00
750-6410-10-00-2008-ST	Land Acq ROW-PrsprTrl Coit-Cus				63.51			-	(63.51)
750-6410-10-00-2012-ST	Fishtrap (Elem/DNT) Land		1,700,000.00	1,700,000.00				-	1,700,000.00
750-6410-10-00-2014-ST	First St (Coit-Custer) Land		800,000.00	800,000.00				-	800,000.00
	Subtotal object - 06		2,500,000.00	2,500,000.00	63.51			0.00	2,499,936.49
750-6610-10-00-1307-ST	Frontier Pkwy BNSF Overpass	5,750,000.00		5,750,000.00	5,205,476.00			90.53	544,524.00
750-6610-10-00-1507-ST	West Prosper Rd Improvements		7,155.00	7,155.00	187,351.91	901.24	47,153.69		(227,350.60)
750-6610-10-00-1511-ST	Prosper Trail (Kroger to Coit)		100,252.35	100,252.35	19,838.61			19.79	80,413.74
750-6610-10-00-1708-ST	Cook Lane (First-End)	1,779,855.62	(102,630.00)	1,677,225.62	1,536,053.73			91.58	141,171.89
750-6610-10-00-1713-FC	Public Safety Complex, Ph 1		77,571.02	77,571.02	4,434.00			5.72	73,137.02
750-6610-10-00-1801-PK	Whitley Place H&B Trail Extens		2,125.00	2,125.00	503.99		2,125.00	23.72	(503.99)
750-6610-10-00-1818-PK	Turf Irrigation SH289	19,065.07	48,934.93	68,000.00	48,934.93			71.96	19,065.07
750-6610-10-00-1819-ST	Coleman Street (At Prosper HS)	90,000.00	(90,000.00)					-	
750-6610-10-00-1823-ST	Victory Way (Coleman-Frontier)	235,413.75	1,057,433.66	1,292,847.41	1,003,503.36			77.62	289,344.05
750-6610-10-00-1824-ST	Fishtrap-Teel Intersection Imp		5,825.55	5,825.55	5,826.55			100.02	(1.00)
750-6610-10-00-1827-TR	US 380 Median Lighting	18,947.50	291,558.68	310,506.18	286,912.69		4,645.99	92.40	18,947.50
750-6610-10-00-1830-ST	Prosper Trl (DNT Intersection)	2,000,000.00		2,000,000.00	1,096,282.70		950,393.42	54.81	(46,676.12)
750-6610-10-00-1905-FC	PS Facility-Construction	202,134.00	287,200.52	489,334.52	259,646.38			53.06	229,688.14
750-6610-10-00-1906-FC	Public Safety Complex FFE		284,519.25	284,519.25	321,541.71	2,695.62	18,831.52	113.01	(55,853.98)
750-6610-10-00-1909-TR	Traffic Signal (Coit & First)		19,500.00	19,500.00			19,500.00	-	
750-6610-10-00-1922-PK	Downtown Monument		377,500.00	377,500.00	54,352.00		127,890.88	14.40	195,257.12
750-6610-10-00-1926-PK	Whitley Place H&B Trail Extens	264,275.00	4,725.00	269,000.00	221,967.33		2,234.99	82.52	44,797.68
750-6610-10-00-1928-TR	Fishtrap/Teel Traffic Signal		3,365.00	3,365.00	3,365.00			100.00	
750-6610-10-00-1929-ST	BNSF Quiet Zone First/Fifth	145,000.00		145,000.00	17,145.74		668.26	11.83	127,186.00
750-6610-10-00-1932-ST	Coit Road and US 380	3,948.10	22,049.11	25,997.21	49,999.29			192.33	(24,002.08)
750-6610-10-00-2008-ST	Prosper Trl(Coit-Custer) 2Lns	763,668.95	5,246,879.08	6,010,548.03	3,632,183.98		1,197,067.60	60.43	1,181,296.45
750-6610-10-00-2012-ST	Fishtrap (Elem/DNT) 4 Lanes		17,300,000.00	17,300,000.00				-	17,300,000.00
750-6610-10-00-2017-ST	Fishtrap, Seg 4 (Middle-Elem)	2,750,000.00		2,750,000.00	393,607.46	299,817.55	2,345,303.09	14.31	11,089.45
750-6610-10-00-2018-PK	Coleman Med Lndsc (Talon-Vict)		454,025.00	454,025.00				-	454,025.00
750-6610-10-00-2102-FC	Westside Radio Tower	500,000.00		500,000.00	500,000.00			100.00	
750-6610-10-00-2107-PK	Lakewood Preserve Phase 2		2,000,000.00	2,000,000.00				-	2,000,000.00
750-6610-10-00-2112-FC	PS Complex Phase 2 - Constr		14,300,000.00	14,300,000.00				-	14,300,000.00
750-6610-10-00-2113-FC	PS Complex Phase 2 - FF&E		1,275,000.00	1,275,000.00				-	1,275,000.00
	Subtotal object - 06	14,522,307.99	42,972,989.15	57,495,297.14	14,848,927.36	303,414.41	4,715,814.44	25.83	37,930,555.34
750-7100-10-00	Operating Transfer Out				392,216.90			-	(392,216.90)
750-7150-10-00	Transfer to CIP W&S				30,312.00			-	(30,312.00)
	Subtotal object - 07				422,528.90			-	(422,528.90)
Program number:	**DEFAULT PROGRAM**	**15,125,653.78**	**51,932,839.82**	**67,058,493.60**	**17,032,084.26**	**447,140.11**	**6,552,625.97**	**25.40**	**43,473,783.37**
Department number: 10	**CAPITAL PROJECTS**	**15,125,653.78**	**51,932,839.82**	**67,058,493.60**	**17,032,084.26**	**447,140.11**	**6,552,625.97**	**25.40**	**43,473,783.37**
	Expense Subtotal - - - - - -	**15,125,653.78**	**51,932,839.82**	**67,058,493.60**	**17,032,084.26**	**447,140.11**	**6,552,625.97**	**25.40**	**43,473,783.37**
Fund number: 750	**CAPITAL PROJECTS**	**6,125,653.78**	**49,532,814.82**	**55,658,468.60**	**(3,207,251.64)**	**37,664.27**	**6,552,625.97**	**(5.76)**	**52,313,094.27**
Fund number: 760	**CAPITAL PROJECTS - WATER/SEWER**								
760-4610-10-00	Interest Income				(22,683.86)	(1,427.44)		-	22,683.86
	Subtotal object - 04				(22,683.86)	(1,427.44)		-	22,683.86
760-4995-10-00	Transfers In				(30,312.00)			-	30,312.00
760-4997-10-00	Transfers In - Bond Funds				(1,931,977.58)	(20,752.84)		-	1,931,977.58
760-4999-10-00	Bond Proceeds	(1,000,000.00)		(1,000,000.00)				-	(1,000,000.00)
	Subtotal object - 04	(1,000,000.00)		(1,000,000.00)	(1,962,289.58)	(20,752.84)		196.23	962,289.58
Program number:	DEFAULT PROGRAM	(1,000,000.00)		(1,000,000.00)	(1,984,973.44)	(22,180.28)		198.50	984,973.44
Department number: 10	CAPITAL PROJECTS-W/S	(1,000,000.00)		(1,000,000.00)	(1,984,973.44)	(22,180.28)		198.50	984,973.44

	Revenue Subtotal - - - - - -	(1,000,000.00)		(1,000,000.00)	(1,984,973.44)	(22,180.28)		198.50	984,973.44
760-5405-10-00-1613-DR	Land Acq Svcs Old Town Drng				500.00			-	(500.00)
760-5405-10-00-1902-WA	Land Acq Svcs-Custer WL Reloc				250.00			-	(250.00)
760-5410-10-00-2012-WA	Fishtrap(Elem-DNT) Water Line		15,000.00	15,000.00			15,000.00	-	
760-5410-10-00-2024-DR	Prof Svcs Old Town Reg Pond #2		385,000.00	385,000.00	2,571.86	2,571.86	45,751.14	0.67	336,677.00
760-5430-10-00-1501-WA	Legal Lower Press Pln 42"Trns				171.00			-	(171.00)
760-5435-10-00-1613-DR	Legal Notices Church/Parvin				108.00			-	(108.00)
	Subtotal object - 05		400,000.00	400,000.00	3,600.86	2,571.86	60,751.14	0.90	335,648.00
760-6410-10-00-2024-DR	Land Acq Old Town Reg. Pond #2	385,000.00	(385,000.00)					-	
	Subtotal object - 06	385,000.00	(385,000.00)					-	
760-6610-10-00-1501-WA	Lower Pressure Pln 42" Trns Ln		526,676.39	526,676.39	62,873.20	18,257.44	463,803.19	11.94	
760-6610-10-00-1613-DR	Old Town Drainage-Church/Parvi	307,717.60	271,199.96	578,917.56	314,887.98	760.00	13,354.50	54.39	250,675.08
760-6610-10-00-1614-DR	Coleman Rd Drainage	400,000.00		400,000.00				-	400,000.00
760-6610-10-00-1708-WA	EW Collector (Cook - DNT)	319,396.12	(15,000.00)	304,396.12	199,614.51		5,399.99	65.58	99,381.62
760-6610-10-00-1715-WA	Fishtrap Elevated Storage Tank	394,157.98	738,535.00	1,132,692.98	572,630.76		187,924.24	50.56	372,137.98
760-6610-10-00-1716-WA	Water Supply Line Phase I		37,226.99	37,226.99	11,300.00		37,226.99	30.35	(11,300.00)
760-6610-10-00-1718-DR	Old Town Regional Retention	1,761.00	299,211.00	300,972.00	343,856.00	4,500.00	22,495.00	114.25	(65,379.00)
760-6610-10-00-1902-WA	Custer Rd Meter Stat/WL Reloc		3,550,327.00	3,550,327.00	3,401,409.14	257,576.16	116,069.41	95.81	32,848.45
760-6610-10-00-1903-WW	Church/Parvin WW Reconstruct	7,300.40	10,905.02	18,205.42	10,905.02			59.90	7,300.40
760-6610-10-00-1930-WA	Broadway (Parvin-Craig)	150,000.00		150,000.00				-	150,000.00
	Subtotal object - 06	1,580,333.10	5,419,081.36	6,999,414.46	4,917,476.61	281,093.60	846,273.32	70.26	1,235,664.53
Program number:	**DEFAULT PROGRAM**	**1,965,333.10**	**5,434,081.36**	**7,399,414.46**	**4,921,077.47**	**283,665.46**	**907,024.46**	**66.51**	**1,571,312.53**
Department number: 10	**CAPITAL PROJECTS-W/S**	**1,965,333.10**	**5,434,081.36**	**7,399,414.46**	**4,921,077.47**	**283,665.46**	**907,024.46**	**66.51**	**1,571,312.53**
	Expense Subtotal - - - - - -	1,965,333.10	5,434,081.36	7,399,414.46	4,921,077.47	283,665.46	907,024.46	66.51	1,571,312.53
Fund number: 760	**CAPITAL PROJECTS - WATER/SEWER**	**965,333.10**	**5,434,081.36**	**6,399,414.46**	**2,936,104.03**	**261,485.18**	**907,024.46**	**45.88**	**2,556,285.97**

TOWN OF PROSPER

Prosper is a place where everyone matters.

ENGINEERING SERVICES

To: **Mayor and Town Council**

From: **Hulon T. Webb, Jr., Director of Engineering Services**

Through: **Harlan Jefferson, Town Manager**
Rebecca Zook, Executive Director of Development and Infrastructure Services

Re: **Town Council Meeting – October 12, 2021**

Agenda Item:

Consider and act upon authorizing the Town Manager to execute a Professional Services Agreement between Lee Engineering, LLC, and the Town of Prosper, Texas, related to providing on-call traffic engineering services.

Description of Agenda Item:

With the growth of the Town and increase in traffic related issues around Town, it is necessary to continue having a traffic engineering firm on-call to assist with requests for traffic signal timing, traffic counts, signal warrant studies, traffic impact analysis, and other traffic engineering related services. The attached agreement allocates $50,000 for Lee Engineering, LLC, to perform work on an on-call basis as issues arise through approval of individual Task Orders. Each individual Task Orders allows specific traffic engineering tasks to be identified, scoped, assigned, and executed as long as there is available funding in the agreement. Prior to the use of individual Task Orders in last year's FY 2020-2021 on-call traffic engineering services agreement with Lee Engineering, LLC, each specific traffic engineering task required a separate agreement be approved. Through the approval of a single Professional Services Agreement, that provides for the use of individual Task Orders, the timing for obtaining approval to proceed with a traffic engineering task has been reduced from approximately 20 days to less than 5 days.

At the April 9, 2019, Town Council meeting, the Town Council approved a list of qualified engineering firms, which included services for traffic engineering. Lee Engineering, LLC, is included on the list and has successfully completed several projects for the Town including on-call traffic engineering services the last two (2) years.

Budget Impact:

The FY 2021-2022 Engineering Services Department budget includes $50,000 in Professional Services for traffic engineering services and will be funded from Account Number 100-5410-98-01.

Legal Obligations and Review:

Terrence Welch of Brown & Hofmeister, L.L.P., has approved the standard Professional Services Agreement as to form and legality.

Attached Documents:

1. Professional Services Agreement

Town Staff Recommendation:

Town staff recommends that the Town Council authorize the Town Manager to execute a Professional Services Agreement between Lee Engineering, LLC, and the Town of Prosper, Texas, related to providing on-call traffic engineering services.

Proposed Motion:

I move to authorize the Town Manager to execute a Professional Services Agreement between Lee Engineering, LLC, and the Town of Prosper, Texas, related to providing on-call traffic engineering services.

PROFESSIONAL SERVICES AGREEMENT
BETWEEN THE TOWN OF PROSPER, TEXAS, AND LEE ENGINEERING, LLC
FOR THE ON-CALL TRAFFIC ENGINEERING SERVICES PROJECT

This Agreement for Professional Services, hereinafter called "Agreement," is entered into by the Town of Prosper, Texas, a municipal corporation, duly authorized to act by the Town Council of said Town, hereinafter called "Town," and Lee Engineering, LLC, an Arizona Corporation, acting through a duly authorized officer, hereinafter called "Consultant," relative to Consultant providing professional engineering services to Town. Town and Consultant when mentioned collectively shall be referred to as the "Parties."

W I T N E S S E T H:

WHEREAS, Town desires to obtain professional engineering services in connection with the On-Call Traffic Engineering Services Project, hereinafter called "Project";

For the mutual promises and benefits herein described, Town and Consultant agree as follows:

1. Term of Agreement. This Agreement shall become effective on the date of its execution by both Parties, and shall continue in effect for one year.

2. Services to be Performed by Consultant. The Parties agree that Consultant shall perform such services as are set forth and described in Exhibit A - Scope of Services and incorporated herein as if written word for word. All services provided by Consultant hereunder shall be performed in accordance with the degree of care and skill ordinarily exercised under similar circumstances by competent members of their profession. In case of conflict in the language of Exhibit A and this Agreement, this Agreement shall govern and control. Deviations from the Scope of Services or other provisions of this Agreement may only be made by written agreement signed by all Parties to this Agreement.

3. Prompt Performance by Consultant. Consultant shall perform all duties and services and make all decisions called for hereunder promptly and without unreasonable delay as is necessary to cause Consultant's services hereunder to be timely and properly performed. Notwithstanding the foregoing, Consultant agrees to use diligent efforts to perform the services described herein and further defined in any specific task orders, in a manner consistent with these task orders; however, the Town understands and agrees that Consultant is retained to perform a professional service and such services must be bound, first and foremost, by the principles of sound professional judgment and reasonable diligence.

4. Compensation of Consultant. Town agrees to pay to Consultant for satisfactory completion of all services included in this Agreement a total fee of Fifty Thousand ($50,000.00) for the Project as set forth and described in Exhibit B - Compensation Schedule and incorporated herein as if written word for word. Lump sum fees shall be billed monthly based on the percentage of completion. Hourly not to exceed fees shall be billed monthly based on hours of work that have been completed. Direct Costs for expenses such as mileage, copies, scans, sub-consultants, and similar costs are included in fees and shall be billed as completed.

Consultant agrees to submit statements to Town for professional services no more than once per month. These statements will be based upon Consultant's actual services performed and reimbursable expenses incurred, if any, and Town shall endeavor to make prompt payments. Each statement submitted by Consultant to Town shall be reasonably itemized to show the amount of work performed during that period. If Town fails to pay Consultant

within sixty (60) calendar days of the receipt of Consultant's invoice, Consultant may, after giving ten (10) days written notice to Town, suspend professional services until paid.

Nothing contained in this Agreement shall require Town to pay for any work that is unsatisfactory as reasonably determined by Town or which is not submitted in compliance with the terms of this Agreement.

The Scope of Services shall be strictly limited. Town shall not be required to pay any amount in excess of the original proposed amount unless Town shall have approved in writing in advance (prior to the performance of additional work) the payment of additional amounts.

5. Town's Obligations. Town agrees that it will (i) designate a specific person as Town's representative, (ii) provide Consultant with any previous studies, reports, data, budget constraints, special Town requirements, or other pertinent information known to Town, when necessitated by a project, (iii) when needed, assist Consultant in obtaining access to properties necessary for performance of Consultant's work for Town, (iv) make prompt payments in response to Consultant's statements and (v) respond in a timely fashion to requests from Consultant. Consultant is entitled to rely upon and use, without independent verification and without liability, all information and services provided by Town or Town's representatives.

6. Ownership and Reuse of Documents. Upon completion of Consultant's services and receipt of payment in full therefore, Consultant agrees to provide Town with copies of all materials and documents prepared or assembled by Consultant under this Agreement and that Town may use them without Consultant's permission for any purpose relating to the Project. Any reuse of the documents not relating to the Project shall be at Town's risk. Consultant may retain in its files copies of all reports, drawings, specifications and all other pertinent information for the work it performs for Town.

7. Town Objection to Personnel. If at any time after entering into this Agreement, Town has any reasonable objection to any of Engineer's personnel, or any personnel, professionals and/or consultants retained by Engineer, Engineer shall promptly propose substitutes to whom Town has no reasonable objection, and Engineer's compensation shall be equitably adjusted to reflect any difference in Engineer's costs occasioned by such substitution.

8. Insurance. Consultant shall, at its own expense, purchase, maintain and keep in force throughout the duration of this Agreement applicable insurance policies as described in Exhibit C - Insurance Requirements and incorporated herein as if written word for word. Consultant shall submit to Town proof of such insurance prior to commencing any work for Town.

9. Indemnification. CONSULTANT DOES HEREBY COVENANT AND AGREE TO RELEASE, INDEMNIFY AND HOLD HARMLESS TOWN AND ITS OFFICIALS, OFFICERS, AGENTS, REPRESENTATIVES, EMPLOYEES AND INVITEES FROM AND AGAINST LIABILITY, CLAIMS, SUITS, DEMANDS AND/OR CAUSES OF ACTION, (INCLUDING, BUT NOT LIMITED TO, REASONABLE ATTORNEY'S FEES AND COSTS OF LITIGATION), WHICH MAY ARISE BY REASON OF DEATH OR INJURY TO PROPERTY OR PERSONS BUT ONLY TO THE EXTENT OCCASIONED BY THE NEGLIGENT ACT, ERROR OR OMISSION OF CONSULTANT, ITS OFFICIALS, OFFICERS, AGENTS, EMPLOYEES, INVITEES OR OTHER PERSONS FOR WHOM CONSULTANT IS LEGALLY LIABLE WITH REGARD TO THE PERFORMANCE OF THIS AGREEMENT.

IN THE EVENT THAT TOWN AND CONSULTANT ARE CONCURRENTLY NEGLIGENT, THE PARTIES AGREE THAT ALL LIABILITY SHALL BE CALCULATED ON A COMPARATIVE BASIS OF FAULT AND

RESPONSIBILITY AND THAT NEITHER PARTY SHALL BE REQUIRED TO DEFEND OR INDEMNIFY THE OTHER PARTY FOR THAT PARTY'S NEGLIGENT OR INTENTIONAL ACTS, ERRORS OR OMISSIONS.

10. Notices. Any notices to be given hereunder by either Party to the other may be affected either by personal delivery, in writing, or by registered or certified mail to the following addresses:

Lee Engineering, LLC
Dharmesh Shah, PE, PTOE
Vice President
3030 LBJ Freeway, Suite 1660
Dallas, TX 75234
dshah@lee-eng.com

Town of Prosper
Harlan Jefferson, Town Manager
PO Box 307
Prosper, TX 75078
hjefferson@prospertx.gov

11. Termination. The obligation to provide further services under this Agreement may be terminated by either Party in writing upon thirty (30) calendar days notice. In the event of termination by Town, Consultant shall be entitled to payment for services rendered through receipt of the termination notice.

12. Sole Parties and Entire Agreement. This Agreement shall not create any rights or benefits to anyone except Town and Consultant, and contains the entire agreement between the Parties. Oral modifications to this Agreement shall have no force or effect.

13. Assignment and Delegation. Neither Town nor Consultant may assign its rights or delegate its duties without the written consent of the other Party. This Agreement is binding on Town and Consultant to the extent permitted by law. Nothing herein is to be construed as creating any personal liability on the part of any Town officer, employee or agent.

14. Texas Law to Apply; Successors; Construction. This Agreement shall be construed under and in accordance with the laws of the State of Texas. It shall be binding upon, and inure to the benefit of, the Parties hereto and their representatives, successors and assigns. Should any provisions in this Agreement later be held invalid, illegal or unenforceable, they shall be deemed void, and this Agreement shall be construed as if such provision had never been contained herein.

15. Conflict of Interest. Consultant agrees that it is aware of the prohibited interest requirement of the Town Charter, which is repeated in Exhibit D - Conflict of Interest Affidavit and incorporated herein as if written word for word, and will abide by the same. Further, a lawful representative of Consultant shall execute the Affidavit included in the exhibit. Consultant understands and agrees that the existence of a prohibited interest during the term of this Agreement will render the Agreement voidable.

Consultant agrees that it is further aware of the vendor disclosure requirements set forth in Chapter 176, Local Government Code, as amended, and will abide by the same. In this connection, a lawful representative of Consultant shall execute the Conflict of Interest Questionnaire, Form CIQ, attached hereto as Exhibit E - Conflict of Interest Questionnaire and incorporated herein as if written word for word.

16. Venue. The Parties herein agree that this Agreement shall be enforceable in Prosper, Texas, and if legal action is necessary to enforce it, exclusive venue shall lie in Collin County, Texas.

17. Mediation. In the event of any disagreement or conflict concerning the interpretation of this Agreement, and such disagreement cannot be resolved by the signatories hereto, the signatories agree to submit such disagreement to non-binding mediation.

18. Prevailing Party. In the event a Party initiates or defends any legal action or proceeding to enforce or interpret any of the terms of this Agreement, the prevailing party in any such action or proceeding shall be entitled to recover its reasonable costs and attorney's fees (including its reasonable costs and attorney's fees on any appeal).

19. "Anti-Israel Boycott" Provision. In accordance with Chapter 2270, Texas Government Code, a Texas governmental entity may not enter into a contract with a company for the provision of goods or services unless the contract contains a written verification from the company that it: (1) does not boycott Israel; and (2) will not boycott Israel during the term of the contract. Chapter 2270 does not apply to a (1) a company that is a sole proprietorship; (2) a company that has fewer than ten (10) full-time employees; or (3) a contract that has a value of less than One Hundred Thousand Dollars ($100,000.00). Unless the company is not subject to Chapter 2270 for the reasons stated herein, the signatory executing this Agreement on behalf of the company verifies by its signature to this Agreement that the company does not boycott Israel and will not boycott Israel during the term of this Agreement.

20. Signatories. Town warrants and represents that the individual executing this Agreement on behalf of Town has full authority to execute this Agreement and bind Town to the same. Consultant warrants and represents that the individual executing this Agreement on its behalf has full authority to execute this Agreement and bind Consultant to same.

IN WITNESS WHEREOF, the Parties, having read and understood this Agreement, have executed such in duplicate copies, each of which shall have full dignity and force as an original, on the _____ day of _____, 20____.

LEE ENGINEERING, LLC	TOWN OF PROSPER, TEXAS
By: Digitally signed by Dharmesh Shah, PE, PTOE DN: cn=Dharmesh Shah, PE, PTOE, o=Lee Engineering, LLC, ou, email=dshah@lee-eng.com, c=US Date: 2021.10.04 11:30:05 -05'00'	By:
Signature	Signature
Dharmesh Shah, PE, PTOE	Harlan Jefferson
Printed Name	Printed Name
Vice President	Town Manager
Title	Title
Date	Date

EXHIBIT A
SCOPE OF SERVICES

PROFESSIONAL SERVICES AGREEMENT
BETWEEN THE TOWN OF PROSPER, TEXAS, AND LEE ENGINEERING, LLC
FOR THE ON-CALL TRAFFIC ENGINEERING SERVICES PROJECT

1. PROJECT DESCRIPTION

Consultant shall perform work on an on-call basis in the following areas, as directed by Town in writing evidenced by the issuance of a duly-executed Individual Task Order. Consultant will perform professional engineering services in the following categories:

A. Traffic Signal Timing – Perform duties necessary to prepare traffic signal timing plans. Timing plans may be prepared using traditional methods as well using traffic signal performance measures. Timing plans could be prepared on a corridor or town-wide basis as well as for isolated intersections.

B. Traffic Engineering Studies – Duties could include conducting signal warrant studies, review of traffic impact studies, neighborhood traffic studies, safety studies, wayfinding studies, pedestrian/bicycle studies, sight distance studies, traffic volume studies, speed studies, corridor studies, development and/or evaluation of special event traffic control plans, traffic simulation or other traffic engineering related studies. Consultant will be required to collect necessary data, conduct the evaluation and document the study methodology, analysis and results in a report. The Town may require the Consultant to present the study results at a Town Council meeting.

C. Traffic Engineering Design – Perform duties necessary to prepare PS&E packages for the construction/installation of various traffic control devices, pavement markings, and signing.

2. INDIVIDUAL TASK ORDERS

A. Issuance of Individual Task Orders – Town will issue in writing an Individual Task Order to consultant, authorizing Consultant to perform work under this Agreement. Consultant shall not perform work and/or services outside the Scope of Services of the Agreement. All work authorized by Town shall be issued as a duly-executed, written Individual Task Order. An example of Individual Task Orders to be issued by Town under this Agreement is provided in Attachment A to this Scope of Services.

B. Issuance of Task Orders across Project Categories – Town, at its sole discretion, will issue Individual Task Orders to Consultant, authorizing work in a specific category as defined in the Scope of Services or among various work categories defined in the Scope of Services. Town reserves the right to solely determine the issuance of Individual Task Orders to Consultant for work in all applicable work categories or among specific work categories, for any reason or no reason at all.

EXHIBIT A
SCOPE OF SERVICES

3. CONTRACT AMENDMENTS

A. All Task Orders authorizing work under this Agreement shall be within the limits as stated in the Agreement. The parties understand and agree that deviations or modifications to the scope of services described in Exhibit A, in the form of written contract amendments, may be authorized from time to time by Town.

B. All contract amendments to the Agreement are to in accordance with Article 1 of the Agreement.

C. Consultant shall not perform work and/or services authorized by Task Order that are not defined within Exhibit A, Scope of Services of the Agreement.

4. ATTACHMENTS

A. Attachment A, Town of Prosper Task Order for On-Call Professional Traffic Engineering Services.

EXHIBIT A
SCOPE OF SERVICES

ATTACHMENT A

TASK ORDER

Insert Project Title/Description

THIS TASK ORDER is made pursuant to the terms and conditions of the Professional Services Agreement ("Agreement") entered into by and between the Town of Prosper ("Town") and Lee Engineering, LLC. ("Consultant").

I. ARTICLE 1. Consultant will perform the on-call professional traffic engineering services in accordance with the Agreement and the Scope of Services / Compensation Schedule / Budget Summary attached hereto as Exhibit A and incorporated herein by reference for all purposes.

II. ARTICLE 2. Compensation for this Task Order shall be on a type basis, not to exceed Dollar Amount Specified and 00/100 Dollars ($ 0.00), and shall be paid in accordance with Article 3 of the Agreement and the Scope of Services / Compensation Schedule / Budget Summary as set forth in Exhibit A of the Task Order. Consultant shall not exceed the amount specified in this Task Order without the issuance of a supplemental Task Order issued by Town in writing to Consultant.

III. ARTICLE 3. Town and Consultant agree that Town will withhold payment of the final five percent (5%) of Consultant's Fee for work authorized by this Task Order, or Dollar Amount Specified and 00/100 Dollars ($ 0.00), pending the Consultant's completion of the Record Documents and/or "As-Built" Documents for the authorized work.

IV. ARTICLE 4. This Task Order shall become effective on the latest date as reflected by the signatures below and shall terminate on Day, Month, Year unless extended by a supplemental Task Order issued by Town in writing to Consultant.

V. ARTICLE 5. Town Project number and the Project Account Code are the following:

Town CIP Number:
Town Project Account Code:

VI. ARTICLE 6. Upon execution of this Task Order, the funds available under the Agreement are revised to the following:

Current Project Budget (*As Revised by Approved Task Orders*):	$
Approved Work by this Task Order:	$
Revised Project Budget:	$

EXHIBIT A
SCOPE OF SERVICES

ATTACHMENT A

VII. ARTICLE 7. The following exhibits are attached below and made a part of this Task Order:

A. Exhibit A, Scope of Services/ Compensation Schedule/Budget Summary.

VIII. ARTICLE 8. This Task Order does not waive the parties' responsibilities and obligations provided under the Agreement.

IN WITNESS WHEREOF, the parties have executed this Task Order and caused this Task Order to be effective on the latest day as reflected by the signatures below.

Town:
Town of Prosper, Texas

By: _____
Rebecca Zook, Executive Director of Development and Infrastructure Services, Town of Prosper
Date: _____

CONSULTANT:
Lee Engineering, LLC
An Arizona Corporation

By: _____
Dharmesh Shah
Vice President
Date: _____

EXHIBIT B
COMPENSATION SCHEDULE

PROFESSIONAL SERVICES AGREEMENT
BETWEEN THE TOWN OF PROSPER, TEXAS, AND LEE ENGINEERING, LLC
FOR THE ON-CALL TRAFFIC ENGINEERING SERVICES PROJECT

I. COMPENSATION SCHEDULE/PROJECT BILLING SUMMARY

MONTH, DATE, YEAR	DOLLAR AMOUNT	TASK COMPLETED
October 12, 2021	--	Town Manager to execute the Agreement; Town issues Notice to Proceed to Consultant.
October 19, 2021	--	Consultant's receipt of fully executed Agreement.
October 19, 2021 Through September 30, 2022	$	Consultant to perform services as authorized by Town 's issuance of written Task Orders (Work and payment schedule shall be as defined in the authorized Task Orders).
September 30, 2022	--	Expiration of Agreement; Twelve (12) months from the execution of the agreement.

GRAND TOTAL, CONSULTANT'S FEE (NOT-TO-EXCEED)

II. PROJECT BUDGET SUMMARY.

A. Basic Services.

1. Work Authorized by written Task Orders. $50,000.00

2. *Total Basic Services (Not-to-Exceed).* *$50,000.00*

B. *Grand Total, Consultant's Fee (Not-to-Exceed)*. *$50,000.00*

EXHIBIT C
INSURANCE REQUIREMENTS

Service provider shall procure and maintain for the duration of the contract, insurance against claims for injuries to persons or damages to property which may arise from or in connection with the performance of the work hereunder by the vendor, his agents, representatives, employees or subcontractors. The cost of such insurance shall be borne by the service provider. A certificate of insurance meeting all requirements and provisions outlined herein shall be provided to the Town prior to any services being performed or rendered. Renewal certificates shall also be supplied upon expiration.

A. MINIMUM SCOPE OF INSURANCE

Coverage shall be at least as broad as:

1. ISO Form Number GL 00 01 (or similar form) covering Commercial General Liability. "Occurrence" form only, "claims made" forms are unacceptable, except for professional liability.

2. Workers Compensation insurance as required by the Labor Code of the State of Texas, including Employers' Liability Insurance.

3. Automobile Liability as required by the State of Texas, covering all owned, hired, or non-owned vehicles. Automobile Liability is only required if vehicle(s) will be used under this contract.

4. Professional Liability, also known as Errors and Omissions coverage.

B. MINIMUM LIMITS OF INSURANCE

Service Provider shall maintain throughout contract limits not less than:

1. Commercial General Liability: $500,000 per occurrence /$1,000,000 in the aggregate for third party bodily injury, personal injury and property damage. Policy will include coverage for:

   a. Premises / Operations

   b. Broad Form Contractual Liability

   c. Products and Completed Operations

   d. Personal Injury

   e. Broad Form Property Damage

2. Workers Compensation and Employer's Liability: Workers Compensation limits as required by the Labor Code of the State of Texas and Statutory Employer's Liability minimum limits of $100,000 each accident, $300,000 Disease- Policy Limit, and $100,000 Disease- Each Employee.

3. Automobile Liability: $500,000 Combined Single Limit. Limits can only be reduced if approved by the Town. Automobile liability shall apply to all owned, hired, and non-owned autos.

4. Professional Liability aka Errors and Omissions: $500,000 per occurrence and in the aggregate.

C. DEDUCTIBLES AND SELF-INSURED RETENTIONS

Any deductible or self-insured retentions in excess of $10,000 must be declared to and approved by the Town.

D. OTHER INSURANCE PROVISIONS

The policies are to contain, or be endorsed to contain the following provisions:

1. General Liability and Automobile Liability Coverages

   a. The Town, its officers, officials, employees, boards and commissions and volunteers are to be added as "Additional Insured's" relative to liability arising out of activities performed by or on behalf of the provider, products and completed operations of the provider, premises owned, occupied or used by the provider. The coverage shall contain no special limitations on the scope of protection afforded to the Town, its officers, officials, employees or volunteers.

   b. The provider's insurance coverage shall be primary insurance in respects to the Town, its officers, officials, employees and volunteers. Any insurance or self-insurance maintained by the Town, its officers, officials, employees or volunteers shall be in excess of the provider's insurance and shall not contribute with it.

   c. Any failure to comply with reporting provisions of the policy shall not affect coverage provided to the Town, its officers, officials, employees, boards and commissions or volunteers.

   d. The provider's insurance shall apply separately to each insured against whom the claim is made or suit is brought, except to the insured's limits of liability.

2. Workers Compensation and Employer's Liability Coverage:

   The insurer shall agree to waive all rights of subrogation against the Town, its officers, officials, employees and volunteers for losses arising from work performed by the provider for the Town.

3. All Coverages:

   Each insurance policy required by this clause shall be endorsed to state that coverage shall not be suspended, voided, canceled or non-renewed by either party, reduced in coverage or in limits except after 30 days written notice to the Town for all occurrences, except 10 days written notice to the Town for non-payment.

4. Professional Liability and / or Errors and Omissions:

   "Claims made" policy is acceptable coverage, which must be maintained during the course of the project, and up to two (2) years after completion and acceptance of the project by the Town.

E. ACCEPTABILITY OF INSURERS

The Town prefers that Insurance be placed with insurers with an A.M. Best's rating of no less than A- VI, or better.

F. VERIFICATION OF COVERAGE

Service Provider shall provide the Town with certificates of insurance indicating the coverages required. The certificates are to be signed by a person authorized by that insurer to bind coverage on its behalf. Certificates of insurance similar to the ACORD Form are acceptable. Town will not accept Memorandums of Insurance or Binders as proof of insurance. The Town reserves the right to require complete, certified copies of all required insurance policies at any time.

Certificate holder to be listed as follows:

Town of Prosper
P.O. Box 307
Prosper, TX 75078

EXHIBIT D
CONFLICT OF INTEREST AFFIDAVIT

PROFESSIONAL SERVICES AGREEMENT
BETWEEN THE TOWN OF PROSPER, TEXAS, AND LEE ENGINEERING, LLC
FOR THE ON-CALL TRAFFIC ENGINEERING SERVICES PROJECT

THE STATE OF TEXAS §
§
COUNTY OF _____ §

I, _Dharmesh Shah, a member of the Consultant team, make this affidavit and hereby on oath state the following:

I, and/or a person or persons related to me, have the following interest in a business entity that would be affected by the work or decision on the Project (Check all that apply):

_____ Ownership of 10% or more of the voting shares of the business entity.

_____ Ownership of $25,000.00 or more of the fair market value of the business entity.

_____ Funds received from the business entity exceed 10% of my income for the previous year.

_____ Real property is involved, and I have an equitable or legal ownership with a fair market value of at least $25,000.00.

_____ A relative of mine has substantial interest in the business entity or property that would be affected by my decision of the public body of which I am a member.

_____ Other: _____.

__✓__ None of the Above.

Upon filing this affidavit with the Town of Prosper, Texas, I further affirm that no relative of mine, in the first degree by consanguinity or affinity, as defined in Chapter 573 of the Texas Government Code, is a member of the public body which took action on the agreement.

Signed this 4th day of October, 2021.

Digitally signed by Dharmesh Shah, PE, PTOE
DN: cn=Dharmesh Shah, PE, PTOE, o=Lee Engineering, LLC, ou, email=dshah@lee-eng.com, c=US
Date: 2021.10.04 11:31:47 -05'00'

Signature of Official / Title

BEFORE ME, the undersigned authority, this day personally appeared DHARMESH SHAH and on oath stated that the facts hereinabove stated are true to the best of his / her knowledge or belief.

Sworn to and subscribed before me on this 4th day of October, 2021.

BREIGE M. DEWETT
Notary Public, State of Texas
Comm. Expires 08-23-2023
Notary ID 132142894

Breige Dewett
Notary Public in and for the State of Texas

My Commission expires: 08/23/2023

EXHIBIT E
CONFLICT OF INTEREST QUESTIONNAIRE

CONFLICT OF INTEREST QUESTIONNAIRE — FORM CIQ

For vendor doing business with local governmental entity

This questionnaire reflects changes made to the law by H.B. 23, 84th Leg., Regular Session.

This questionnaire is being filed in accordance with Chapter 176, Local Government Code, by a vendor who has a business relationship as defined by Section 176.001(1-a) with a local governmental entity and the vendor meets requirements under Section 176.006(a).

By law this questionnaire must be filed with the records administrator of the local governmental entity not later than the 7th business day after the date the vendor becomes aware of facts that require the statement to be filed. *See* Section 176.006(a-1), Local Government Code.

A vendor commits an offense if the vendor knowingly violates Section 176.006, Local Government Code. An offense under this section is a misdemeanor.

OFFICE USE ONLY

Date Received

1 **Name of vendor who has a business relationship with local governmental entity.**

N/A

2 ☐ **Check this box if you are filing an update to a previously filed questionnaire.** (The law requires that you file an updated completed questionnaire with the appropriate filing authority not later than the 7th business day after the date on which you became aware that the originally filed questionnaire was incomplete or inaccurate.)

3 **Name of local government officer about whom the information is being disclosed.**

N/A

Name of Officer

4 **Describe each employment or other business relationship with the local government officer, or a family member of the officer, as described by Section 176.003(a)(2)(A). Also describe any family relationship with the local government officer. Complete subparts A and B for each employment or business relationship described. Attach additional pages to this Form CIQ as necessary.**

N/A

A. Is the local government officer or a family member of the officer receiving or likely to receive taxable income, other than investment income, from the vendor?

☐ Yes ☐ No

B. Is the vendor receiving or likely to receive taxable income, other than investment income, from or at the direction of the local government officer or a family member of the officer AND the taxable income is not received from the local governmental entity?

☐ Yes ☐ No

5 **Describe each employment or business relationship that the vendor named in Section 1 maintains with a corporation or other business entity with respect to which the local government officer serves as an officer or director, or holds an ownership interest of one percent or more.**

N/A

6 ☐ Check this box if the vendor has given the local government officer or a family member of the officer one or more gifts as described in Section 176.003(a)(2)(B), excluding gifts described in Section 176.003(a-1).

7 Digitally signed by Dharmesh Shah, PE, PTOE
DN: cn=Dharmesh Shah, PE, PTOE, o=Lee Engineering, LLC, ou, email=dshah@lee-eng.com, c=US
Date: 2021.10.04 11:32:52 -05'00'

Signature of vendor doing business with the governmental entity — Date

Form provided by Texas Ethics Commission — www.ethics.state.tx.us — Revised 11/30/2015

PLANNING

Prosper is a place where everyone matters.

To: **Mayor and Town Council**

From: **Alex Glushko, AICP, Planning Manager**

Through: **Harlan Jefferson, Town Manager**
Rebecca Zook, P.E., Executive Director of Development & Infrastructure Services
Khara Dodds, AICP, Director of Development Services

Re: **Town Council Meeting – October 12, 2021**

Agenda Item:
Consider and act upon an ordinance for a Specific Use Permit (SUP) for a Nursery, Major (Calloway's), in Gates of Prosper, on 3.2± acres, located on the north side of Richland Boulevard, west of Preston Road. The property is zoned Planned Development-67 (PD-67). (S21-0001).

Description of Agenda Item:
On September 14, 2021, the Town Council approved the proposed request, by a vote of 6-0, subject to Town Council approval of a Development Agreement, including, but not limited to, right-of-way and/or easement dedication, and architectural building materials. An ordinance has been prepared accordingly, and a Development Agreement is on the October 12, 2021, Town Council agenda for consideration.

Legal Obligations and Review:
Town Attorney, Terrence Welch of Brown & Hofmeister, L.L.P., has approved the standard ordinance as to form and legality.

Attached Documents:
1. Ordinance
2. Ordinance Exhibits

Staff Recommendation:
Staff recommends approval of an ordinance for a Specific Use Permit (SUP) for a Nursery, Major (Calloway's), in Gates of Prosper, on 3.2± acres, located on the north side of Richland Boulevard, west of Preston Road, subject to Town Council approval of a Development Agreement, including, but not limited to, right-of-way and/or easement dedication, and architectural building materials.

Proposed Motion:
I move to approve an ordinance for a Specific Use Permit (SUP) for a Nursery, Major (Calloway's), in Gates of Prosper, on 3.2± acres, located on the north side of Richland Boulevard, west of Preston Road.

TOWN OF PROSPER, TEXAS **ORDINANCE NO. 2021-__**

AN ORDINANCE AMENDING PROSPER'S ZONING ORDINANCE NO. 05-20; GRANTING A SPECIFIC USE PERMIT (SUP) FOR A NURSERY, MAJOR CONSISTING OF 3.198 ACRES, MORE OR LESS, SITUATED IN THE BEN RENISON SURVEY, ABSTRACT NO. 755, IN THE TOWN OF PROSPER, COLLIN COUNTY, TEXAS; DESCRIBING THE TRACT TO BE REZONED; PROVIDING FOR A PENALTY FOR THE VIOLATION OF THIS ORDINANCE; PROVIDING FOR REPEALING, SAVING AND SEVERABILITY CLAUSES; PROVIDING FOR AN EFFECTIVE DATE OF THIS ORDINANCE; AND PROVIDING FOR THE PUBLICATION OF THE CAPTION HEREOF.

WHEREAS, the Town Council of the Town of Prosper, Texas (the "Town Council") has investigated and determined that Zoning Ordinance No. 05-20 should be amended; and

WHEREAS, the Town of Prosper, Texas ("Prosper") has received a request from GOP #2, LLC ("Applicant") for a Specific Use Permit (SUP) for a Nursery, Major, consisting of 3.198 acres of land, more or less, in the Ben Renison Survey, Abstract No. 755, in the Town of Prosper, Collin County, Texas, and being more particularly described in Exhibit "A," attached hereto and incorporated herein for all purposes: and

WHEREAS, the Town Council has investigated into and determined that the facts contained in the request are true and correct; and

WHEREAS, all legal notices required for rezoning have been given in the manner and form set forth by law, and public hearings have been held on the proposed rezoning and all other requirements of notice and completion of such zoning procedures have been fulfilled; and

WHEREAS, the Town Council has further investigated into and determined that it will be advantageous and beneficial to Prosper and its inhabitants to rezone this property as set forth below.

NOW, THEREFORE, BE IT ORDAINED BY THE TOWN COUNCIL OF THE TOWN OF PROSPER, TEXAS:

SECTION 1

Findings Incorporated. The findings set forth above are incorporated into the body of this Ordinance as if fully set forth herein.

SECTION 2

Specific Use Permit Granted. The Town's Zoning Ordinance is amended as follows: Applicant is granted a Specific Use Permit (SUP) for a Nursery, Major consisting of 3.198 acres of land, more or less, in the Ben Renison Survey, Abstract No. 755, in the Town of Prosper, Collin County, Texas, and being more particularly described in Exhibit "A," attached hereto and incorporated herein for all purposes as if set forth verbatim.

The development plans, standards, and uses for the Property in this Specific Use Permit shall conform to, and comply with the conceptual development plans, attached hereto as Exhibit "B", Exhibit "C", and Exhibit "D", which are incorporated herein for all purposes as if set forth verbatim.

Two (2) original, official, and identical copies of the zoning exhibit map are hereby adopted and shall be filed and maintained as follows:

a. One (1) copy shall be filed with the Town Secretary and retained as an original record and shall not be changed in any manner.

b. One (1) copy shall be filed with the Building Official and shall be maintained up to date by posting thereon all changes and subsequent amendments for observation, issuing building permits, certificates of compliance and occupancy, and enforcing the zoning ordinance. Reproduction for information purposes may from time-to-time be made of the official zoning district map.

SECTION 3

No Vested Interest/Repeal. No developer or property owner shall acquire any vested interest in this Ordinance or in any other specific regulations contained herein. Any portion of this Ordinance may be repealed by the Town Council in the manner provided for by law.

SECTION 4

Unlawful Use of Premises. It shall be unlawful for any person, firm or corporation to make use of said premises in some manner other than as authorized by this Ordinance, and shall be unlawful for any person, firm or corporation to construct on said premises any building that is not in conformity with the permissible uses under this Zoning Ordinance.

SECTION 5

Penalty. Any person, firm, corporation, or business entity violating this Ordinance or any provision of Prosper's Zoning Ordinance No. 05-20, or as amended, shall be deemed guilty of a misdemeanor, and upon conviction thereof shall be fined any sum not exceeding Two Thousand Dollars ($2,000.00). Each continuing day's violation under this Ordinance shall constitute a separate offense. The penal provisions imposed under this Ordinance shall not preclude Prosper from filing suit to enjoin the violation. Prosper retains all legal rights and remedies available to it pursuant to local, state, and federal law.

SECTION 6

Severability. Should any section, subsection, sentence, clause, or phrase of this Ordinance be declared unconstitutional or invalid by a court of competent jurisdiction, it is expressly provided that any and all remaining portions of this Ordinance shall remain in full force and effect. Prosper hereby declares that it would have passed this Ordinance, and each section, subsection, clause, or phrase thereof irrespective of the fact that any one or more sections, subsections, sentences, clauses and phrases be declared unconstitutional or invalid.

SECTION 7

Savings/Repealing Clause. Prosper's Zoning Ordinance No. 05-20 shall remain in full force and effect, save and except as amended by this or any other Ordinance. All provisions of any ordinance in conflict with this Ordinance are hereby repealed to the extent they are in conflict; but such repeal shall not abate any pending prosecution for violation of the repealed ordinance, nor shall the appeal prevent a prosecution from being commenced for any violation if occurring prior to the repealing of the ordinance. Any remaining portions of said ordinances shall remain in full force and effect.

SECTION 8

Effective Date. This Ordinance shall become effective from and after its adoption and publications as required by law.

DULY PASSED, APPROVED, AND ADOPTED BY THE TOWN COUNCIL OF THE TOWN OF PROSPER, TEXAS, ON THIS 12TH DAY OF OCTOBER, 2021.

_____
Ray Smith, Mayor

ATTEST:

_____
Michelle Lewis Sirianni, Town Secretary

APPROVED AS TO FORM AND LEGALITY:

_____
Terrence S. Welch, Town Attorney

LINE TABLE		
NO.	BEARING	LENGTH
L1	N00°00'00"E	9.00'
L2	N90°00'00"W	29.01'
L3	S00°04'38"E	8.86'
L4	N00°00'00"E	9.00'
L5	N90°00'00"E	10.00'
L6	S00°00'00"E	9.00'
L7	N45°00'00"E	49.64'
L8	N90°00'00"W	27.44'
L9	S90°00'00"E	28.75'
L10	N90°00'00"W	18.92'
L11	N90°00'00"E	21.40'
L12	S00°00'00"E	71.00'

CURVE TABLE					
NO.	DELTA	RADIUS	LENGTH	CHORD BEARING	CHORD
C4	34°31'05"	30.00'	18.07'	S17°15'33"E	17.80'
C5	11°56'55"	300.00'	62.56'	N05°58'28"W	62.45'
C6	11°56'55"	300.00'	62.56'	S05°58'28"E	62.45'

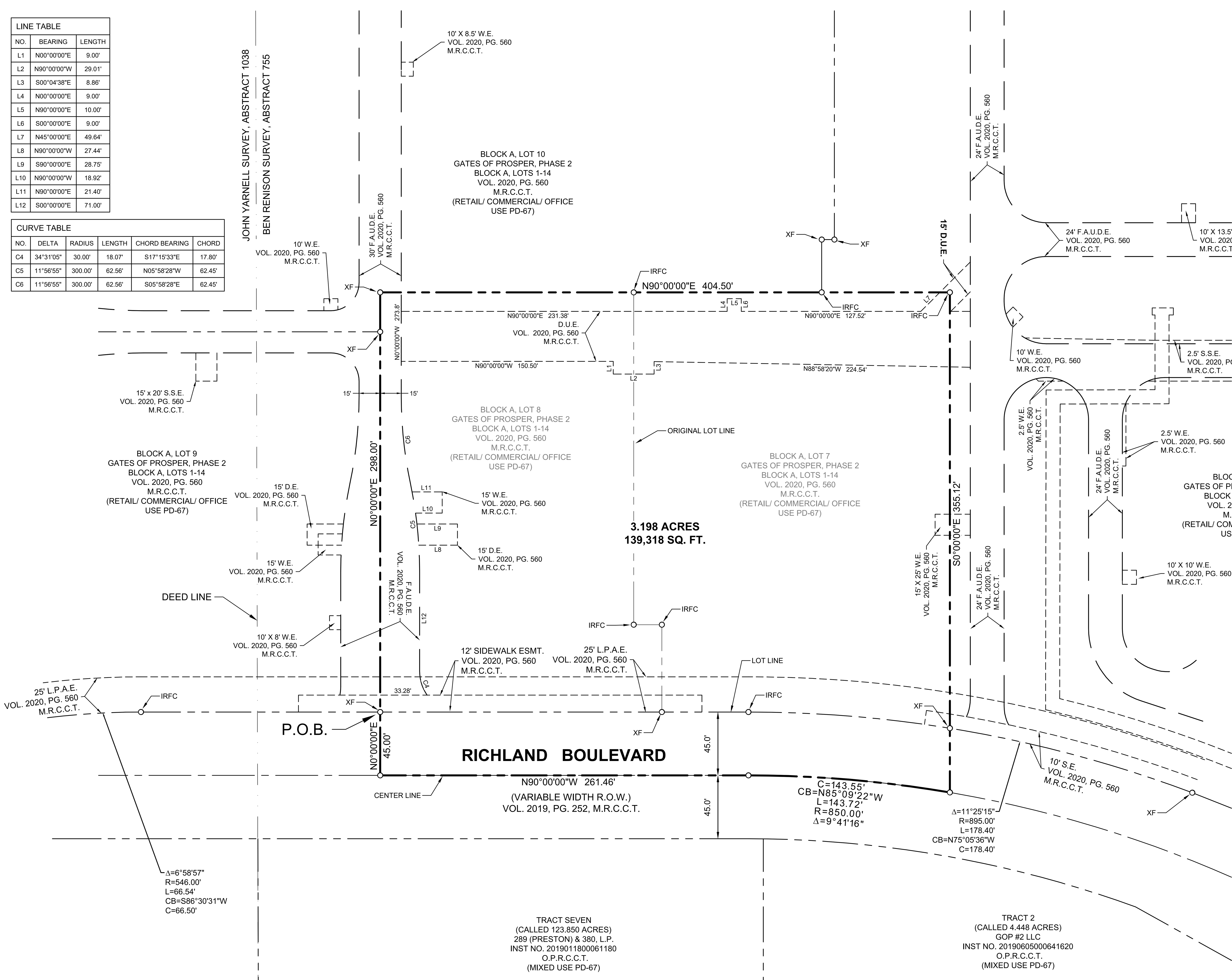

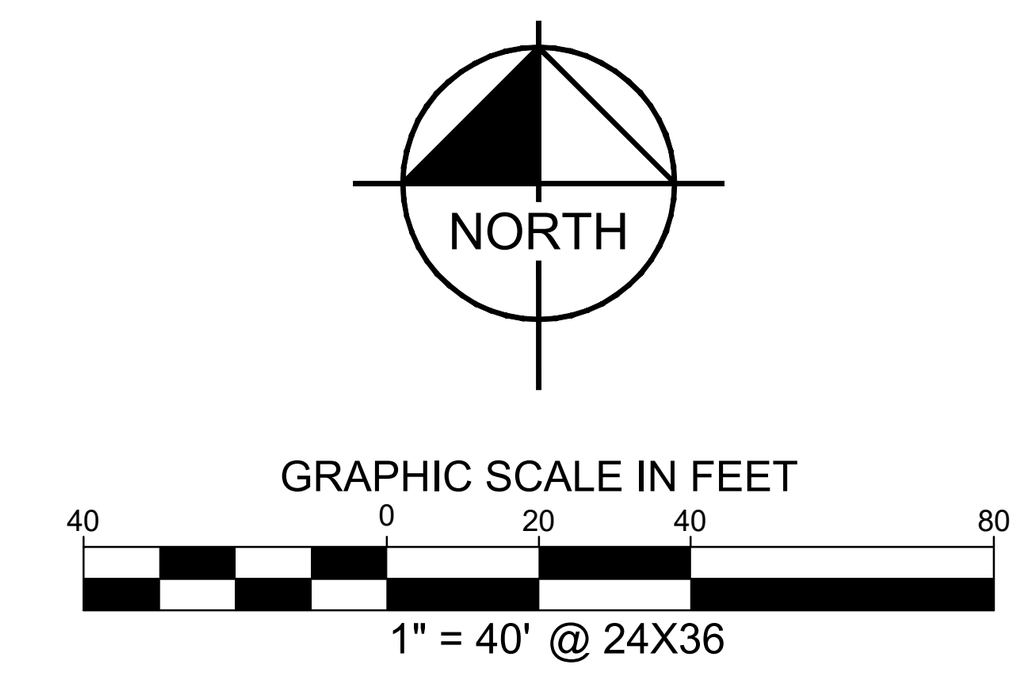

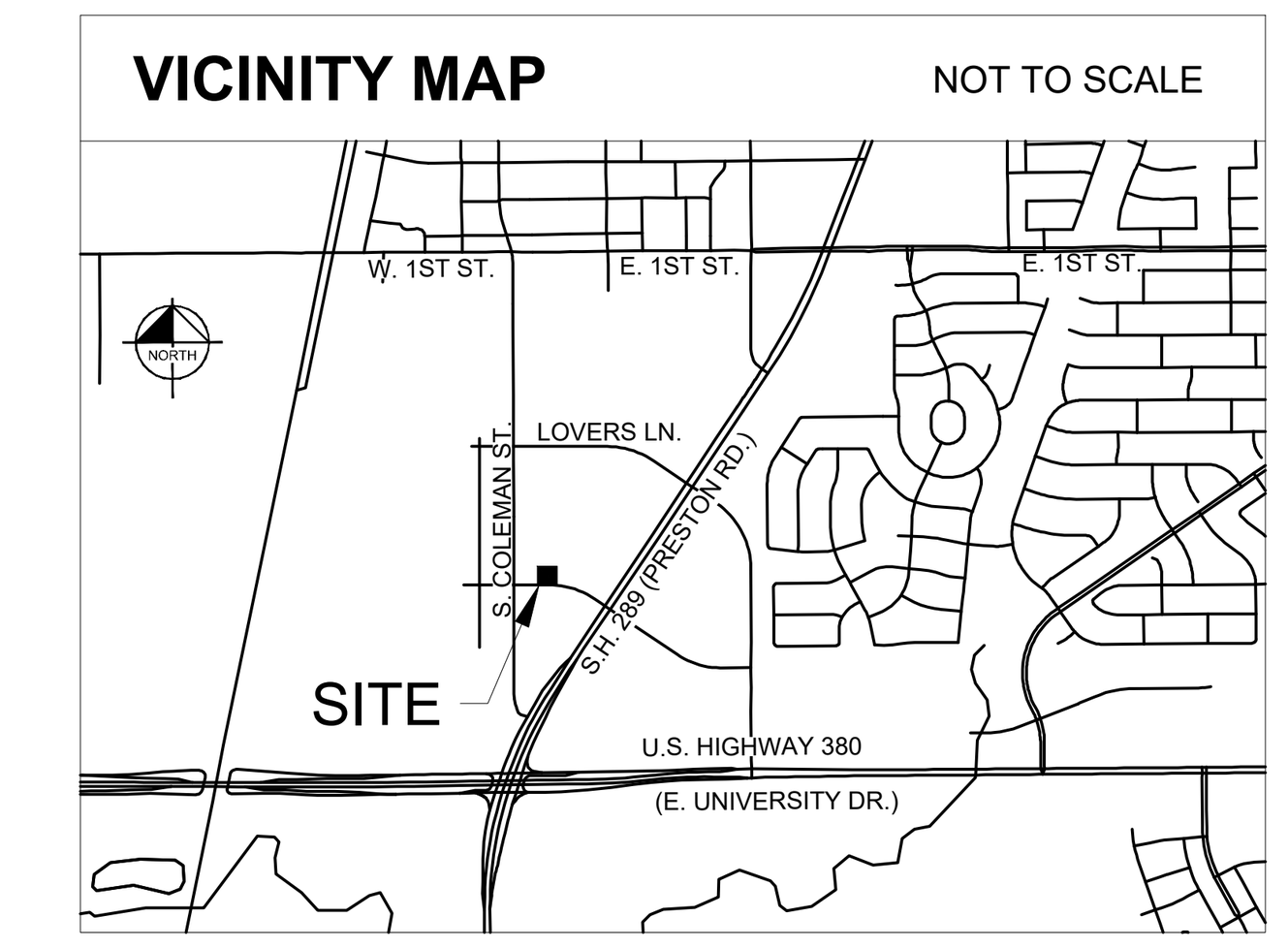

BEING a tract of land situated in the Ben Renison Survey, Abstract No. 755, Town of Prosper, Collin County, Texas and being a replat of Block A, Lots 7 and 8, Gates of Prosper, Phase 2, Block A, Lots 1-14, an addition to the Town of Prosper according to the Final Plat recorded in Volume 2020, Page 560 of the Map Records of Collin County, Texas, and a portion of Richland Boulevard, a variable width right of way, ad dedicated in the Gates of Prosper, Phase 2, Block A, Lot 1, an addition to the Town of Prosper according to the Conveyance Plat recorded in Volume 2019, Page 252 of the Map Records of Collin County, Texas, and being more particularly described by metes and bounds as follows:

BEGINNING at an "X" cut found for the southwest corner of Block A, Lot 8 and the southeast corner of Block A, Lot 9 of said Gates of Prosper, Phase 2, Block A, Lots 1-14, same being on the northerly right of way line of said Richland Boulevard, a variable width right of way;

THENCE North 0°00'00" East, departing the northerly right of way line of said Richland Boulevard, along the westerly line of said Block A, Lot 8 and the easterly line of said Block A, Lot 9, passing an "X" cut found for the northeast corner of said Lot 9 and the southerly, southeast corner of Block A, Lot 10 of said Gates of Prosper, Phase 2, Block A, Lots 1-14, continuing along an easterly line of said Lot 10, a distance of 298.00 feet to an "X" cut found for the northwest corner of said Block A, Lot 8;

THENCE North 90°00'00" East, along the northerly line of said Block A, Lot 8, the northerly line of aforesaid Block A, Lot 7, the southerly line of said Block A, Lot 10, passing a 5/8-inch iron rod with a red plastic cap, stamped "KHA" found for the north common corner of said Lots 7 and 8, passing a 5/8-inch iron rod with a red plastic cap, stamped "KHA" found for a southeast corner of said Lot 10 and a southwest corner of Block A, Lot 1 of said Gates of Prosper, Phase 2, Block A, Lots 1-14, continuing along a southerly line of said Lot 1, a distance of 404.50 feet to a 5/8-inch iron rod with a red plastic cap, stamped "KHA" found for the northeast corner of said Lot 7;

THENCE South 00°00'00" West, along the easterly line of said Block A, Lot 7 and a westerly line of said Block A, Lot 1, passing at a distance of 309.50 feet to an "X" cut found for the southeast corner of said Lot 7 and a southwest corner of said Lot 1, same being on the northerly right of way line of aforesaid Richland Boulevard, continuing across said Richland Boulevard, a total distance of 355.12 feet to a corner on the centerline of sad Richland Boulevard, and being the beginning of a non-tangent curve to the left having a central angle of 09°41'16", a radius of 850.00 feet, a chord bearing and distance of North 85°09'22" West, 143.55 feet;

THENCE in a northwesterly direction, along the centerline of said Richland Boulevard and with said curve to the left, an arc distance of 143.72 feet to the end of said curve;

THENCE North 90°00'00" West, continuing along the centerline of said Richland Boulevard, a distance of 261.46 feet toa point of corner;

THENCE North 00°00'00" East, departing the centerline of said Richland Boulevard, crossing said Richland Boulevard, a distance of 45.00 feet to the **POINT OF BEGINNING** and containing 3.198 acres (139,318 square feet) of land, more or less.

Michael B. Marx
Registered Professional Land Surveyor No. 5181
Kimley-Horn and Associates, Inc.
6160 Warren Pkwy., Suite 210
Frisco, Texas 75034
Ph. 972-335-3580
michael.marx@kimley-horn.com

PRELIMINARY
THIS DOCUMENT SHALL NOT BE RECORDED FOR ANY PURPOSE AND SHALL NOT BE USED OR VIEWED OR RELIED UPON AS A FINAL SURVEY DOCUMENT

LEGEND

(heavy solid line)	BOUNDARY LINE
(dashed line)	EASEMENT LINE
(long-short dashed line)	PROPERTY LINE
IRF	IRON ROD FOUND
IRFC	IRON ROD FOUND WITH CAP
IRSC	IRON ROD SET WITH CAP
NTS	NOT TO SCALE
(C.M.)	CONTROLLING MONUMENT
D.R.C.C.T.	DEED RECORDS OF COLLIN COUNTY, TEXAS
M.R.C.C.T.	MAP RECORDS OF COLLIN COUNTY, TEXAS
O.P.R.C.C.T.	OFFICIAL PUBLIC RECORDS OF COLLIN COUNTY, TEXAS
FND.	FOUND
R.O.W.	RIGHT OF WAY
W.E.	WATER EASEMENT
S.S.E.	SANITARY SEWER EASEMENT
D.U.E.	DRAINAGE AND UTILITY EASEMENT
F.A.U.D.E.	FIRELANE, ACCESS, UTILITY AND DRAINAGE EASEMENT
F.A.E.	FIRELANE & ACCESS EASEMENT
E.E.	ELECTRIC EASEMENT
L.P.A.E.	LANDSCAPE AND PEDESTRIAN ACCESS EASEMENT
H.B.T.E.	HIKE & BIKE TRAIL EASEMENT
VOL.	VOLUME
PG.	PAGE
INST. NO.	INSTRUMENT NO.

NOTES:

1. All corners set are monumented with a 5/8 inch iron rod with red plastic cap stamped "KHA", unless otherwise noted.
2. Bearing system based on the southerly right of way line of Lovers Lane as created in the Conveyance Plat of Gates of Prosper, Phase 2, an addition to the Town of Prosper, according to the plat, recorded in Volume 2019, Page 252 of the Map Records of Collin County, Texas, said bearing being North 90°00'00" East.
3. The thoroughfare alignment(s) shown on this exhibit are for illustration purposes and does not set the alignment. The alignment is determined at the time of Final Plat.
4. According to Map No. 48085C0235 J dated June 2, 2009, of the National Flood Insurance Program Map, Flood Insurance Rate Map of Collin County, Texas, Federal Emergency Management Agency, Federal Insurance Administration, this property is located in Zone X (unshaded) and is not within a special flood hazard area. If this site is within an identified special flood hazard area, this flood statement does not imply that the property and/or the structures thereon will be free from flooding or flood damage. On rare occasions, greater floods can and will occur and flood heights may be increased by man-made or natural causes. This flood statement shall not create liability on the part of the surveyor.
5. Notice: Selling a portion of this addition by metes and bounds is a violation of Town ordinance and state law and is subject to fines and withholding of utilities and building permits.

SURVEYOR:
Kimley-Horn and Associates, Inc.
6160 Warren Parkway, Suite 210
Frisco, TX 75034
P (972) 335-3580
F (972) 335-3779
Contact: Michael B. Marx, R.P.L.S.

ENGINEER:
Kimley-Horn and Associates, Inc.
260 East Davis St., Suite 100
McKinney, TX 75069
P (496) 301-2594
Contact: Rachel Korus, P.E.

OWNER:
GOP #2 LLC
1 Cowboys Way
Frisco, TX 75063
P (972) 497-4367
Contact: Nic Link

EXHIBIT A
GATES OF PROSPER, PHASE 2
BLOCK A, LOT 7

AN ADDITION TO THE TOWN OF PROSPER

3.198 ACRES

SITUATED IN THE
BEN RENISON SURVEY, ABSTRACT NO. 755
TOWN OF PROSPER, COLLIN COUNTY, TEXAS

JUNE, 2021
CASE #SUP21-0001

Kimley»Horn
6160 Warren Pkwy., Suite 210
Frisco, Texas 75034
FIRM # 10193822
Tel. No. (972) 335-3580
Fax No. (972) 335-3779

Scale	Drawn by	Checked by	Date	Project No.	Sheet No.
1" = 40'	JCC	KHA	06/22/2021	063887142	1 OF 1

NAME: K:\FRI_SURVEY\068109030-GATES OF PROSPER PHASE II\DWG\AMENDING PLATS\068109030 GOP LOT 7&8 BLK A_SUP.DWG PLOTTED BY MARX, MICHAEL 05/28/2021 9:27 AM LAST SAVED 05/28/2021 9:27 AM

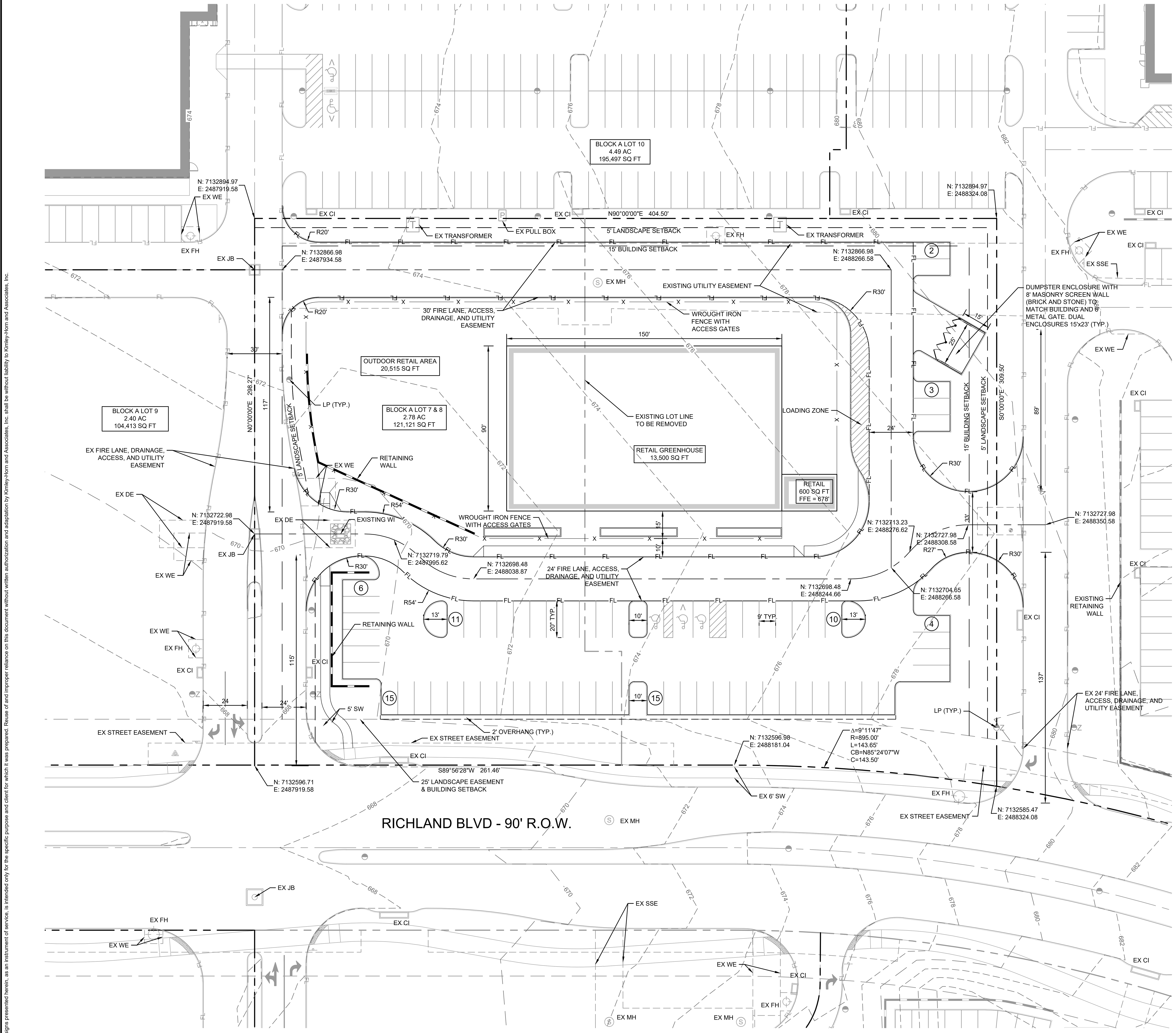

VICINITY MAP

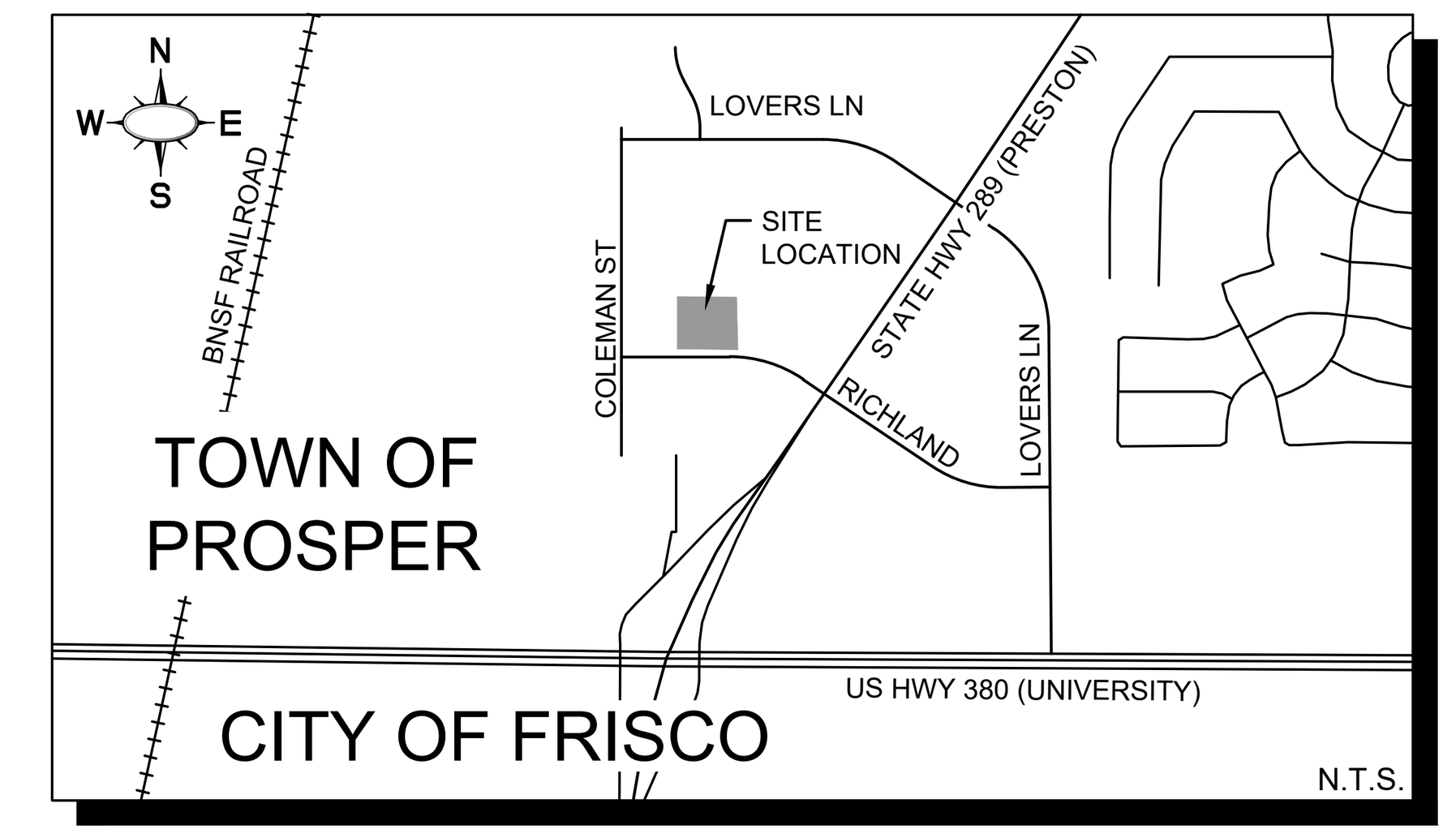

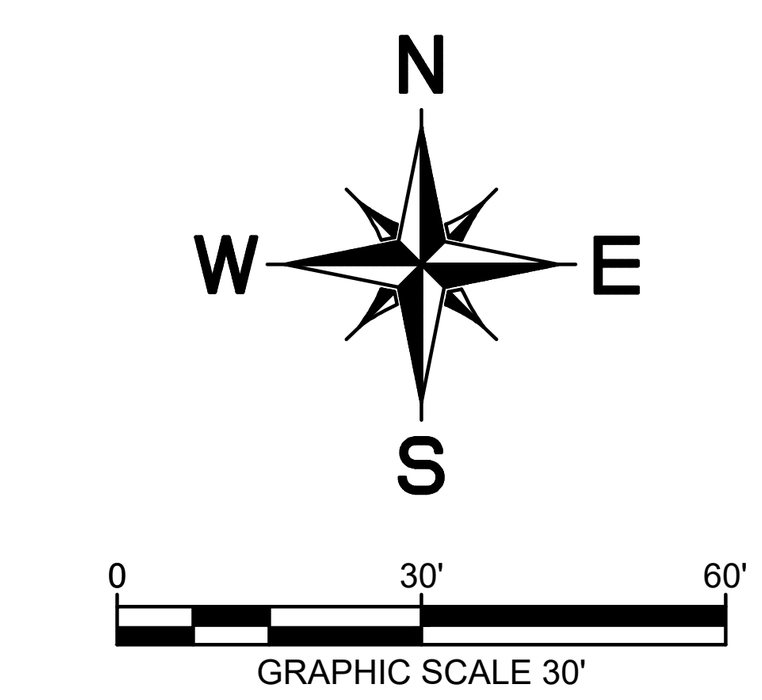

TOWN OF PROSPER SITE PLAN NOTES

ANY REVISION TO THIS PLAN WILL REQUIRE TOWN APPROVAL AND WILL REQUIRE REVISIONS TO ANY CORRESPONDING PLANS TO AVOID CONFLICTS BETWEEN PLANS.

1. DUMPSTERS AND TRASH COMPACTORS SHALL BE SCREENED IN ACCORDANCE WITH THE ZONING ORDINANCE.
2. OPEN STORAGE, WHERE PERMITTED, SHALL BE SCREENED IN ACCORDANCE WITH THE ZONING ORDINANCE.
3. OUTDOOR LIGHTING SHALL COMPLY WITH THE LIGHTING AND GLARE STANDARDS CONTRAINED WITHIN THE ZONING ORDINANCE.
4. LANDSCAPING SHALL CONFORM TO LANDSCAPE PLANS APPROVED BY THE TOWN.
5. ALL ELEVATIONS SHALL COMPLY WITH THE STANDARDS CONTAINED WITHIN THE ZONING ORDINANCE.
6. BUILDINGS OF 5,000 SQUARE FEET OR GREATER SHALL BE 100% FIRE SPRINKLED. ALTERNATIVE FIRE PROTECTION MEASURES MAY BE APPROVED BY THE FIRE DEPARTMENT.
7. OCCUPANT NOTIFICATION PER THIS SECTION AND 907.5 SHALL BE REQUIRED FOR ALL NEW CONSTRUCTION, OR EXISTING CONSTRUCTION COMPLYING WITH THE INTERNATIONAL BUILDING CODE, FOR RENOVATIONS TO EXISTING BUILDINGS, TENANT SPACES, CHANGES IN OCCUPANCY, REPLACEMENT OR MODIFICATION OF THE EXISTING FIRE ALARM SYSTEM, OR AS REQUIRED BY THE FIRE CODE OFFICIAL, FOR ALL BUILDINGS OR SPACES PROVIDED WITH AN APPROVED AUTOMATIC SPRINKLER SYSTEM.
8. FIRE LANES SHALL BE DESIGNED AND CONSTRUCTED PER TOWN STANDARDS OR AS DIRECTED BY THE FIRE DEPARTMENT.
9. TWO POINTS OF ACCESS SHALL BE MAINTAINED FOR THE PROPERTY AT ALL TIMES.
10. SPEED BUMPS/HUMPS ARE NOT PERMITTED WITHIN A FIRE LANE.
11. FIRE LANES SHALL BE PROVIDED WITHIN 150 FEET OF ALL EXTERIOR WALLS OF ANY BUILDING FOR HOSE LAY REQUIREMENTS. AMENDMENT 503.1.1
12. THE FIRE LANE SHALL BE A MINIMUM OF 24 FEET WIDE. AMENDMENT 503.2.1
13. BUILDINGS MORE THAN 30 FEET IN HEIGHT ARE REQUIRED TO HAVE A MINIMUM OF A 26-FOOT WIDE FIRE LANE IN THE IMMEDIATE VICINITY FOR FIREFIGHTING OPERATIONS OF THE BUILDING. ONE OF THE 26-FOOT WIDE FIRE LANES SHALL BE LOCATED A MINIMUM OF 15 FEET FROM THE BUILDING AND NO MORE THAN 30 FEET. APPENDIX D105
14. THE INSIDE TURNING RADIUS OF THE 24-FOOT FIRE LANE SHALL BE A MINIMUM OF 30 FEET. AMENDMENT 503.2.4
15. THE INSIDE TURNING RADIUS OF THE 26-FOOT FIRE LANE SHALL BE A MINIMUM OF 30 FEET. AMENDMENT 503.2.4
16. DEAD-END FIRE LANES ARE ONLY PERMITTED WITH APPROVED HAMMERHEADS.
17. FIRE HYDRANTS SHALL BE PROVIDED AT THE ENTRANCES AND INTERSECTIONS. AMENDMENT 507.5.1
18. AS PROPERTIES DEVELOP, FIRE HYDRANTS SHALL BE LOCATED AT ALL INTERSECTING STREETS AND THE MAXIMUM SPACING SHALL BE EVERY 300 FEET (300') FOR ALL DEVELOPMENTS, AND FACILITIES OTHER THAN R3. R-3 DEVELOPMENTS SHALL BE EVERY 500 FEET (500'). DISTANCES BETWEEN HYDRANTS SHALL BE MEASURED ALONG THE ROUTE THAT FIRE HOSE IS LAID BY A FIRE APPARATUS FROM HYDRANT-TO-HYDRANT, NOT AS THE "CROW FLIES." AMENDMENT 507.5.1
19. FIRE DEPARTMENT CONNECTION (FDC) FOR THE FIRE SPRINKLER SYSTEM SHALL BE LOCATED WITHIN 50 FEET OF A FIRE HYDRANT AND 50 FEET OF A FIRE LANE. 5” STORZ, 30-DEGREE DOWNWARD TURN WITH LOCKING CAP. AMENDMENT 507.5.1
20. FIRE HYDRANTS SHALL BE LOCATED 2 FOOT (2') TO 6 FOOT (6') BACK FROM THE CURB OR FIRE LANE AND SHALL NOT BE LOCATED IN THE BULB OF A CUL-DE-SAC. AMENDMENT 507.5.1
21. THERE SHALL BE A MINIMUM OF TWO (2) FIRE HYDRANTS SERVING EACH PROPERTY WITHIN THE PRESCRIBED DISTANCES LISTED ABOVE. A MINIMUM OF ONE FIRE HYDRANT SHALL BE LOCATED ON EACH LOT. AMENDMENT 507.5.1
22. A MINIMUM 10-FOOT UNOBSTRUCTED WIDTH SHALL BE PROVIDED AROUND A BUILDING FOR ADEQUATE FIRE DEPARTMENT ACCESS. A CONTINUOUS ROW OF PARKING AND LANDSCAPING SHALL BE CONSIDERED A BARRIER. AMENDMENT 503.1.1
23. THE MAXIMUM DEAD- END CUL-DE-SAC LENGTH SHALL NOT EXCEED SIX HUNDRED FEET (600') AS MEASURED FROM THE CENTERLINE OF THE INTERSECTION STREET TO THE CENTER POINT OF THE RADIUS. AMENDMENT 503.1.5
24. ONE-AND TWO-FAMILY DWELLINGS AUTOMATIC FIRE SYSTEMS. AUTOMATIC FIRE PROTECTION SYSTEMS PER NFPA 13D OR NFPA 13R SHALL BE PROVIDED IN ALL ONE-AND TWO-FAMILY DWELLINGS WITH A CONDITIONED FLOOR AREA OF 5,500 SQUARE FEET (511 M2) OR GREATER, DWELLINGS THREE (3) STORIES OR GREATER, OR DWELLINGS WITH ROOF HEIGHTS EXCEEDING THIRTY-FIVE FEET (35') FROM GRADE. IRC-2015 AMENDMENT R313.2
25. HANDICAPPED PARKING AREAS AND BUILDING ACCESSIBILITY SHALL CONFORM TO THE AMERICANS WITH DISABILITIES ACT (ADA) AND WITH THE REQUIREMENTS OF THE CURRENT, ADOPTED BUILDING CODE.
26. ALL SIGNAGE IS SUBJECT TO BUILDING OFFICIAL APPROVAL.
27. ALL FENCES AND RETAINING WALLS SHALL BE SHOWN ON THE PRELIMINARY SITE PLAN AND ARE SUBJECT TO BUILDING OFFICIAL APPROVAL.
28. ALL EXTERIOR BUILDING MATERIALS ARE SUBJECT TO BUILDING OFFICIAL APPROVAL AND SHALL CONFORM TO THE APPROVED FAÇADE PLAN.
29. SIDEWALKS OF NOT LESS THAN SIX (6) FEET IN WIDTH ALONG THOROUGHFARES AND COLLECTORS AND FIVE (5) FEET IN WIDTH ALONG RESIDENTIAL STREETS AND BARRIER-FREE RAMPS AT ALL CURB CROSSINGS SHALL BE PROVIDED PER TOWN STANDARDS.
30. APPROVAL OF THE SITE PLAN IS NOT FINAL UNTIL ALL ENGINEERING PLANS ARE APPROVED BY THE ENGINEERING SERVICES DEPARTMENT.
31. SITE PLAN APPROVAL IS REQUIRED BEFORE THE GRADING RELEASE.
32. ALL NEW ELECTRICAL LINES SHALL BE INSTALLED AND/OR RELOCATED UNDERGROUND.
33. ALL MECHANICAL EQUIPMENT SHALL BE SCREENED FROM PUBLIC VIEW IN ACCORDANCE WITH THE ZONING ORDINANCE.
34. ALL LANDSCAPE EASEMENTS MUST BE EXCLUSIVE OF ANY OTHER TYP.E OF EASEMENT.
35. IMPACT FEES WILL BE ASSESSED IN ACCORDANCE WITH THE LAND USE CLASSIFICATION(S) IDENTIFIED ON THE SITE DATA SUMMARY TABLE; HOWEVER, CHANGES TO THE PROPOSED LAND USE AT THE TIME OF CO AND/OR FINISH-OUT PERMIT MAY RESULT IN ADDITIONAL IMPACT FEES AND/OR PARKING REQUIREMENTS.
36. THE APPROVAL OF A SITE PLAN SHALL BE EFFECTIVE FOR EIGHTEEN (18) MONTHS FROM DATE OF APPROVAL BY THE PLANNING & ZONING COMMISSION, AT THE END OF WHICH TIME THE APPLICANT MUST HAVE SUBMITTED AND RECEIVED THE APPROVAL OF ENGINEERING PLANS AND BUILDING PERMITS. IF THE ENGINEERING PLANS AND BUILDING PERMITS ARE NOT APPROVED, THE SITE PLAN APPROVAL, TOGETHER WITH ANY PRELIMINARY SITE PLAN FOR THE PROPERTY, IS NULL AND VOID.

LEGEND

Symbol	Description
	EXISTING CONTOUR - MAJOR
	EXISTING CONTOUR - MINOR
	BARRIER FREE RAMP (BFR)
	ACCESSIBLE PARKING SYMBOL
	NUMBER OF PARKING SPACES
WM	WATER METER (AND VAULT)
FH	FIRE HYDRANT
FDC	FIRE DEPARTMENT CONNECTION
	SANITARY SEWER MANHOLE
	TRANSFORMER PAD
	CURB INLET
	GRATE INLET
	JUNCTION BOX OR WYE INLET
	HEADWALL
TYP	TYPICAL
SSE	SANITARY SEWER EASEMENT
WE	WATER EASEMENT
DE	DRAINAGE EASEMENT
BFR	BARRIER FREE RAMP
SW	SIDEWALK
BL	BUILDING LINE/SETBACK
CI	CURB INLET
GI	GRATE INLET
WI	WYE INLET
JB	JUNCTION BOX
MH	MANHOLE
EX	EXISTING
PROP.	PROPOSED

BLOCK A, LOTS 7 & 8 SITE DATA SUMMARY TABLE

ZONING/PROPOSED USE	PD-67 RETAIL
LOT AREA/ SQ. FT. AND AC	121,121.76 SQ FT; 2.78 AC
BUILDING AREA (gross square footage)	14,100 SQ FT
BUILDING HEIGHT (number of stories) MAX HEIGHT = 30'	30' MAX.
LOT COVERAGE	11.6%
FLOOR AREA RATIO (for non-residential zoning)	0.12:1
TOTAL PARKING REQUIRED (1:250 FOR RETAIL, EXCLUDES OUTDOOR AREA)	57 SPACES
TOTAL PARKING PROVIDED	66 SPACES
TOTAL HANDICAP REQUIRED	3 SPACES
TOTAL HANDICAP PROVIDED	3 SPACES
INTERIOR LANDSCAPING REQUIRED	1,050 SQ. FT.
INTERIOR LANDSCAPING PROVIDED	1,050 SQ. FT.
IMPERVIOUS SURFACE	73,546 SQ. FT.
USABLE OPEN SPACE REQUIRED	9,329 SQ. FT.
USABLE OPEN SPACE PROVIDED	9,329 SQ. FT.

*HANDICAP PARKING IS PROVIDED IN ACCORDANCE WITH TAS STANDARDS

EXHIBIT B – SITE PLAN
PAD SITE R
GATES OF PROSPER, PHASE 2
BLOCK A, LOTS 7 & 8

SUP21–0001

Being 2.78 Acres Out Of The
BEN RENNISON SURVEY Abstract No. 755
JOHN YARNELL SURVEY Abstract No. 1038
COLLIN COUNTY SCHOOL LAND NO. 12 SURVEY
Abstract No. 147
Town of Prosper, Collin County, Texas

Owner:
GOP #2 LLC
1 Cowboys Way
Frisco, Texas 75034
Contact: Nicholas Link
Phone: (972)-497-4854

Engineer/Surveyor:
Kimley-Horn and Associates, Inc.
260 East Davis Street, Suite 100
McKinney, Texas 75069
Contact: Joe Riccardi, P.E.
Phone: (469)-301-2580

Item 10.

No.	REVISIONS	DATE	BY

Kimley»Horn
© 2021 KIMLEY-HORN AND ASSOCIATES, INC.
260 EAST DAVIS STREET, SUITE 100, MCKINNEY, TX 75069
PHONE: 469-301-2580 FAX: 972-239-3820
WWW.KIMLEY-HORN.COM TX F-928

PRELIMINARY
FOR REVIEW ONLY
Not for construction or permit purposes.
Kimley»Horn
Engineer RACHEL A. KORUS
P.E. No. 132468 Date 07/30/2021

KHA PROJECT	068109030
DATE	JULY 2021
SCALE	AS SHOWN
DESIGNED BY	RAN
DRAWN BY	RAN
CHECKED BY	RAK

PAD SITE R

PROSPER, TEXAS

EXHIBIT B - SITE PLAN

SHEET NUMBER
SP-01

This document, together with the concepts and designs presented herein, as an instrument of service, is intended only for the specific purpose and client for which it was prepared. Reuse of and improper reliance on this document without written authorization and adaptation by Kimley-Horn and Associates, Inc. shall be without liability to Kimley-Horn and Associates, Inc.

IMAGES Town of Prosper Logo :
XREFS xBrdr-Bldg R : xsite-bldg r : xSurv-Ph3 : xStrm-Bldg R : xUtil-Bldg R
LAST SAVED 8/2/2021 11:13 AM
PLOTTED BY NARDONE, RACHEL (BECKLER) 8/3/2021 4:39 PM
DWG PATH K:\MKN_CIVIL\068109030-GATES OF PROSPER_PHASE 1_BUILDING R\CAD\PLANSHEETS
DWG NAME EXHIBIT B - SITE PLAN.DWG , [24 x 36]

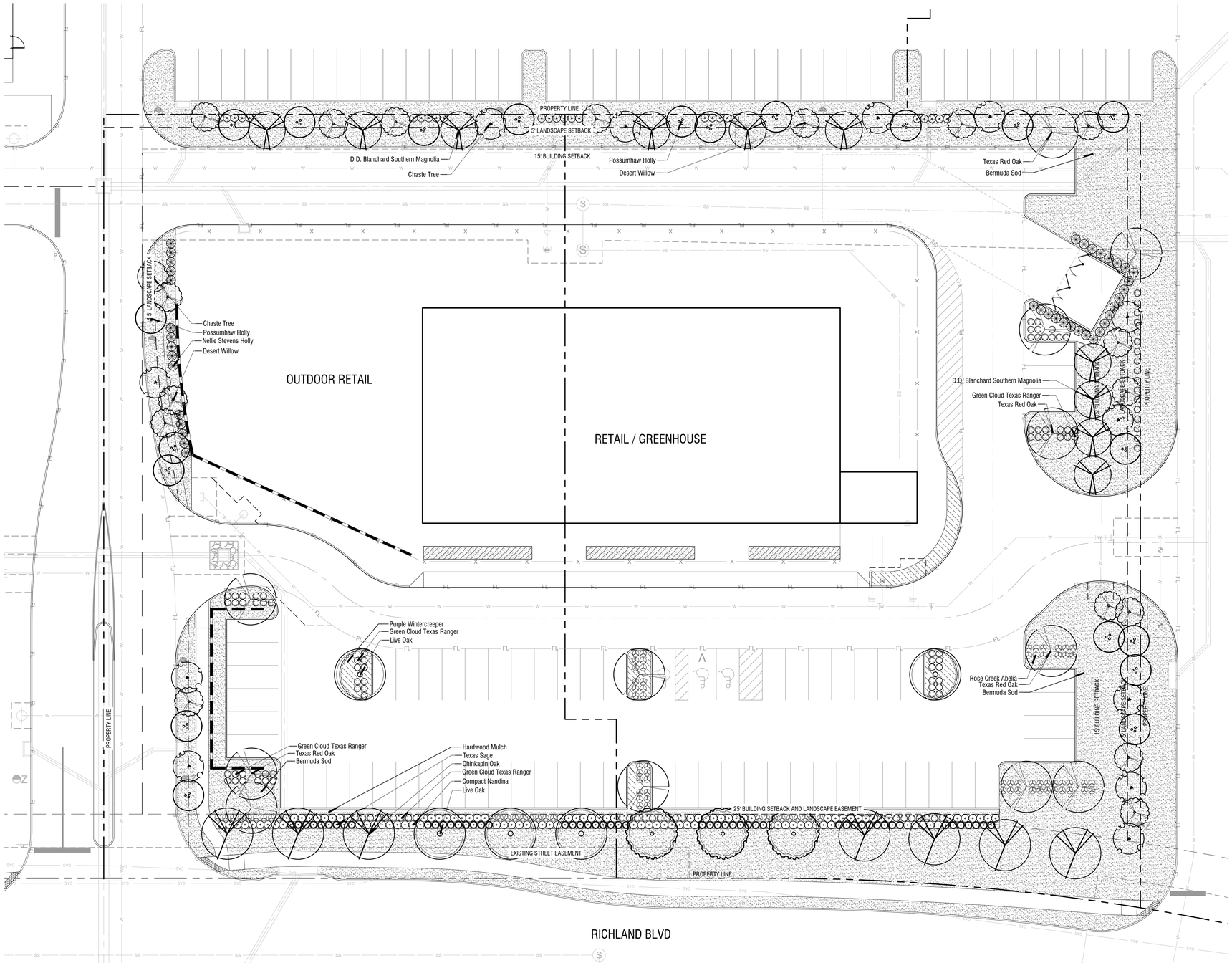

Planting Plan

Scale: 1" = 20'-0"

A

EXHIBIT C – LANDSCAPE PLAN
PAD SITE R
GATES OF PROSPER, PHASE 2
BLOCK A, LOTS 7 & 8
SUP21–0001
Being 2.78 Acres Out Of The
BEN RENNISON SURVEY Abstract No. 755
JOHN YARNELL SURVEY Abstract No. 1038
COLLIN COUNTY SCHOOL LAND NO. 12 SURVEY
Abstract No. 147
Town of Prosper, Collin County, Texas

Owner:
GOP #2 LLC
1 Cowboys Way
Frisco, Texas 75034
Contact: Nicholas Link
Phone: (972)-497-4854

Landscape Architect:
Kimley-Horn and Associates, Inc.
260 East Davis Street, Suite 100
McKinney, Texas 75069
Contact: Courtney Smith, PLA
Phone: (469)452-2497

No.	REVISIONS	DATE	BY

Kimley»Horn
© 2018 KIMLEY-HORN AND ASSOCIATES, INC.
260 EAST DAVIS STREET, SUITE 100, MCKINNEY, TX 75069
PHONE: 469-301-2580 FAX: 972-239-3820
WWW.KIMLEY-HORN.COM TX F-928

REGISTERED LANDSCAPE ARCHITECT
COURTNEY SMITH
3323
STATE OF TEXAS

KHA PROJECT	068109030
DATE	08/03/2021
SCALE	AS SHOWN
DESIGNED BY	CLS
DRAWN BY	CLS
CHECKED BY	AJB

PAD SITE R

PROSPER, TEXAS

TOWN OF PROSPER

PLANTING PLAN

SHEET NUMBER
L5.01

This document, together with the concepts and designs presented herein, as an instrument of service, is intended only for the specific purpose and client for which it was prepared. Reuse of and improper reliance on this document without written authorization and adaptation by Kimley-Horn and Associates, Inc. shall be without liability to Kimley-Horn and Associates, Inc.



C

SOUTH - FRONT ELEVATION

TOTAL ELEVATION AREA	555 SF	
GLAZING	32 SF	
NET ELEVATION	523 SF	
PRIMARY MATERIALS	341 SF	65%
6B - STONE	221 SF	65%
6T - TEXTURED PAINTED STUCCO	120 SF	35%
SECONDARY MATERIALS	182 SF	35%
15B - METAL ROOF	77 SF	42%
15C - COMPOSITE ASPHALT SHINGLES	105 SF	58%

NOTE: SECONDARY MATERIALS SHALL NOT EXCEED 15%

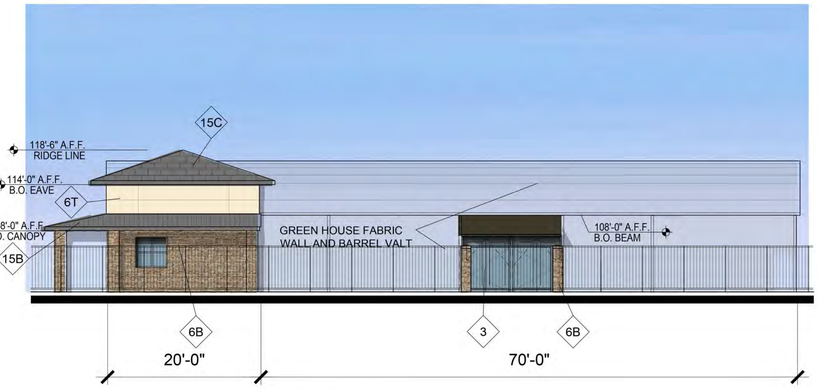

D

EAST - SIDE ELEVATION

TOTAL ELEVATION AREA	359 SF	
GLAZING	16 SF	
NET ELEVATION	343 SF	
PRIMARY MATERIALS	230 SF	67%
6B - STONE	154 SF	66%
6T - TEXTURED PAINTED STUCCO	77 SF	34%
SECONDARY MATERIALS	113 SF	33%
15B - METAL ROOF	54 SF	48%
15C - COMPOSITE ASPHALT SHINGLES	59 SF	52%

NOTE: SECONDARY MATERIALS SHALL NOT EXCEED 15%



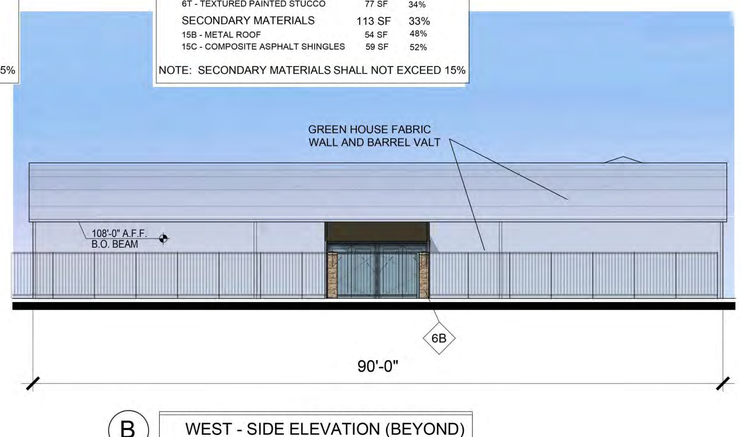

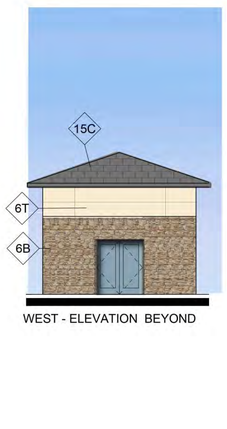

WEST - ELEVATION BEYOND

A

NORTH - REAR ELEVATION

TOTAL ELEVATION AREA	552 SF	
GLAZING	0 SF	
NET ELEVATION	552 SF	
PRIMARY MATERIALS	437 SF	79%
6B - STONE	317 SF	73%
6T - TEXTURED PAINTED STUCCO	120 SF	27%
SECONDARY MATERIALS	115 SF	21%
15B - METAL ROOF	11 SF	10%
15C - COMPOSITE ASPHALT SHINGLES	104 SF	90%

NOTE: SECONDARY MATERIALS SHALL NOT EXCEED 15%

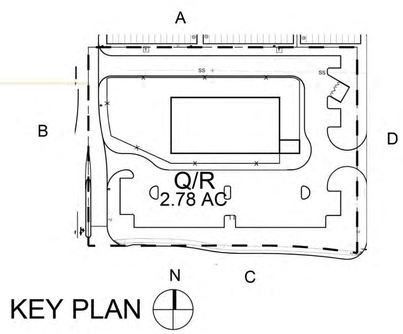

KEY PLAN

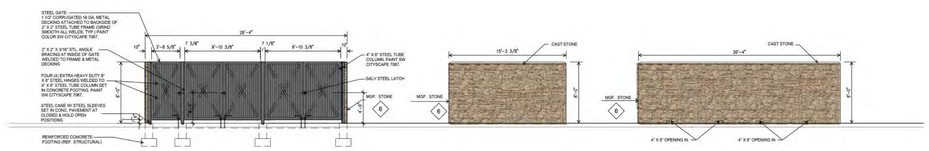

DUMPSTER ENCLOSURE

ELEVATION NOTES

- THIS FACADE PLAN IS FOR CONCEPTUAL PURPOSED ONLY. ALL BUILDING PLANS REQUIRED REVIEW AND APPROVAL FROM THE BUILDING INSPECTION DIVISION.
- ALL MECHANICAL EQUIPMENT SHALL BE SCREENED FROM PUBLIC VIEW IN ACCORDANCE WITH THE ZONING ORDINANCE.
- WHEN PERMITTED, EXPOSED UTILITY BOXES AND CONDUITS SHALL BE PAINTED TO MATCH THE BUILDING.
- ALL SIGNAGE AREAS AND LOCATIONS ARE SUBJECT TO APPROVAL BY THE BUILDING INSPECTION DEPARTMENT.
- WINDOWS SHALL HAVE A MAXIMUM EXTERIOR VISIBLE REFLECTIVITY OF TEN (10) PERCENT.
- ANY DEVIATION FROM THE APPROVED FACADE PLAN WILL REQUIRE RE-APPROVAL BY THE TOWN OF PROSPER
- ALL PARAPETS AT ROOF TOP SHOULD BE A MINIMUM OF 48" TO SCREEN RTU'S .
- ALL LOADING DOCKS & DUMPSTER ENCLOSURE TO BE SCREENED.

B

WEST - SIDE ELEVATION (BEYOND)

TOTAL ELEVATION AREA	340 SF	
GLAZING	45 SF	
NET ELEVATION	295 SF	
PRIMARY MATERIALS	235 SF	80%
6B - STONE	158 SF	67%
6T - TEXTURED PAINTED STUCCO	77 SF	33%
SECONDARY MATERIALS	60 SF	20%
15C - COMPOSITE ASPHALT SHINGLES	60 SF	100%

NOTE: SECONDARY MATERIALS SHALL NOT EXCEED 15%

KEYNOTES FINISH SCHEDULE

1	METAL CORNICE:	PAC-CLAD, DARK BRONZE
2	METAL ROOF :	STADING SEAM METAL ROOF DARK BRONZE
3	STOREFRONT:	KAWNEER, DARK BRONZE
	PAINT COLORS:	
P9	SHERWIN WILLIAMS, SW7067 CITYSCAPE	

6B	MFG. STONE - OSAGE - FOSSIL BAY CORONADO STONE PRODUCTS
6T	TEXTURED PAINTED STUCCO SW 6141 SOFTER TAN
13	HOLLOW METAL DOOR
15B	METAL ROOF - PAC-CLAD, DARK BRONZE
15C	COMPOSITE ASPHALT SHINGLES
20	RTU'S TO BE FULLY SCREENED WITH PARAPET OF EQUAL HEIGHT

Gates of Prosper - Phase II

Prosper, TX

Developer :: Blue Star & Lincoln Property Company

SURVEYOR / APPILICANT
KIMLEY-HORN AND ASSOCIATES, INC
260 EAST DAVIS STREET, SUITE 100
McKINNEY, TEXAS 75069
CONTACT: JOE RICCARDI, P.E.
PHONE: (469) 301-2580

OWNER
GOP #2 LLC
1 COWBOYS WAY
FRISCO, TEXAS 75034
CONTACT: NICHOLAS LINK
PHONE: (972) 497-2580

Case No. SUP21-0001

EL 19 - BLDG "Q&R"

EX. D

Date: 08.11.2021
Scale 1/8" = 1'-0"

O'BRIEN ARCHITECTS

PLANNING

Prosper is a place where everyone matters.

To: **Mayor and Town Council**

From: **Alex Glushko, AICP, Planning Manager**

Through: **Harlan Jefferson, Town Manager**
Rebecca Zook, P.E., Executive Director of Development & Infrastructure Services
Khara Dodds, AICP, Director of Development Services

Re: **Town Council Meeting – October 12, 2021**

Agenda Item:
Consider and act upon authorizing the Town Manager to execute a Development Agreement between 289 (Preston) & 380, L.P., and the Town of Prosper, Texas, related to the Calloway's Nursery in the Gates of Prosper development.

Description of Agenda Item:
On September 14, 2021, the Town Council approved a Specific Use Permit request, S21-0001, by a vote of 6-0, subject to Town Council approval of a Development Agreement, including, but not limited to, right-of-way and/or easement dedication, and architectural building materials. A Development Agreement has been prepared accordingly.

Legal Obligations and Review:
Town Attorney, Terrence Welch of Brown & Hofmeister, L.L.P., has reviewed the agreement as to form and legality.

Attached Documents:
1. Development Agreement
2. Exhibits

Staff Recommendation:
Staff recommends the Town Council authorize the Town Manager to execute a Development Agreement between 289 (Preston) & 380, L.P., and the Town of Prosper, Texas, including, but not limited to, right-of-way and/or easement dedication, and architectural building materials, related to the Calloway's Nursery development.

Proposed Motion:
I move to authorize the Town Manager to execute a Development Agreement between 289 (Preston) & 380, L.P., and the Town of Prosper, Texas, related to the Calloway's Nursery development.

DEVELOPMENT AGREEMENT

THIS DEVELOPMENT AGREEMENT ("Agreement") is entered into by and between the **TOWN OF PROSPER, TEXAS** ("Town"), and **289 (PRESTON) & 380, L.P.** ("Owner") (individually, a "Party" and collectively, the "Parties") to be effective (the " Effective Date") on the latest date executed by a Party.

WHEREAS, the Town is a home-rule municipal corporation, located in Collin County and Denton County, Texas, organized and existing under the laws of the State of Texas; and

WHEREAS, Owner is developing an approximate 3.198-acre tract (the "Property") as a Calloway's Nursery, and a legal description and a depiction of the Property is attached hereto as Exhibit A and incorporated by reference; and

WHEREAS, the foregoing Property was rezoned by the Town Council on or about September 14, 2021, and this Agreement seeks to incorporate, in part, the negotiated and agreed upon development standards contained in the underlying zoning ordinance, as may be amended, and/or this Development Agreement, to recognize Owner's reasonable investment-backed expectations in the Development, as may be amended, and as more fully described herein.

NOW, THEREFORE, in consideration of the foregoing premises, and for other good and valuable consideration the receipt and adequacy of which are hereby acknowledged, the Parties to this Agreement agree as follows:

1. Development Standards. For any structure built on the Property following the Effective Date, it shall comply with the requirements contained in Exhibit B, "Building Elevations and Materials," attached hereto and incorporated herein. Equivalent substitute materials may be utilized upon approval by the Director of Development Services. The Parties agree and acknowledge that the provisions of this Paragraph shall apply to any structure constructed subsequent to the execution of this Agreement. Nothing in this Agreement shall be deemed to modify or otherwise amend any zoning regulation duly adopted by the Town, previously or in the future.

2. Covenant Running with the Land. The terms, conditions, rights, obligations, benefits, covenants and restrictions of the provisions of this Agreement shall be deemed covenants running with the land, and shall be binding upon and inure to the benefit of the Owner and its heirs, representatives, successors and assigns. This Agreement shall be deemed to be incorporated into each deed and conveyance of the Property or any portion thereof hereafter made by any other owners of the Property, regardless of whether this Agreement is expressly referenced therein.

3. Applicability of Town Ordinances. Owner shall develop the Property, and construct all structures on the Property, in accordance with all applicable Town ordinances and building/construction codes.

4**.** **Default**. No Party shall be in default under this Agreement until notice of the alleged failure of such Party to perform has been given (which notice shall set forth in reasonable detail the nature of the alleged failure) and until such Party has been given a reasonable time to cure the alleged failure (such reasonable time determined based on the nature of the alleged failure, but in no event less than thirty (30) days after written notice of the alleged failure has been given). In addition, no Party shall be in default under this Agreement if, within the applicable cure period, the Party to whom the notice was given begins performance and thereafter diligently and continuously pursues performance until the alleged failure has been cured. If either Party is in default under this Agreement, the other Party shall have the right to enforce the Agreement in accordance with applicable law, provided, however, in no event shall any Party be liable for consequential or punitive damages.

5. **Venue**. This Agreement shall be governed by and construed in accordance with the laws of the State of Texas, and all obligations of the parties created hereunder are performable in Collin County, Texas. Exclusive venue for any action arising under this Agreement shall lie in Collin County, Texas.

6. **Notice**. Any notices required or permitted to be given hereunder (each, a "Notice") shall be given by certified or registered mail, return receipt requested, to the addresses set forth below or to such other single address as either party hereto shall notify the other:

If to the Town: The Town of Prosper
250 W. First Street
P.O. Box 307
Prosper, Texas 75078
Attention: Town Manager

If to Owner: 289 (Preston) & 380, L.P.
One Cowboys Way
Frisco, Texas 75034
Attention: Tom Walker, Assistant Treasurer

7. **Prevailing Party**. In the event any person initiates or defends any legal action or proceeding to enforce or interpret any of the terms of this Agreement, the prevailing party in any such action or proceeding shall be entitled to recover its reasonable costs and attorney's fees (including its reasonable costs and attorney's fees on any appeal).

8. **Entire Agreement.** This Agreement contains the entire agreement between the Parties hereto with respect to development of the Property and supersedes all prior agreements, oral or written, with respect to the subject matter hereof. The provisions of this Agreement shall be construed as a whole and not strictly for or against any Party.

9. **Savings/Severability**. In the event any provision of this Agreement shall be determined by any court of competent jurisdiction to be invalid or unenforceable, the Agreement shall, to the extent reasonably possible, remain in force as to the balance of its provisions as if such invalid provision were not a part hereof.

10. **Binding Agreement**. A telecopied facsimile of a duly executed counterpart of this Agreement shall be sufficient to evidence the binding agreement of each party to the terms herein, including without limitation a scanned copy sent via electronic mail by either Party.

11. **Authority to Execute**. This Agreement shall become a binding obligation on the Parties upon execution by all Parties hereto. The Town warrants and represents that the individual executing this Agreement on behalf of the Town has full authority to execute this Agreement and bind the Town to the same. Owner warrants and represents that the individual(s) executing this Agreement on behalf of Owner has full authority to execute this Agreement and bind Owner to the same. The Town Council hereby authorizes the Town Manager of the Town to execute this Agreement on behalf of the Town.

12. **Filing in Deed Records**. This Agreement, and any and all subsequent amendments to this Agreement, shall be filed in the deed records of Collin County, Texas.

13. **Mediation**. In the event of any disagreement or conflict concerning the interpretation of this Agreement, and such disagreement cannot be resolved by the signatories hereto, the signatories agree to submit such disagreement to nonbinding mediation.

14. **Notification of Sale or Transfer; Assignment of Agreement**. Owner shall notify the Town in writing of any sale or transfer of all or any portion of the Property, within ten (10) business days of such sale or transfer. Owner has the right (from time to time without the consent of the Town, but upon written notice to the Town) to assign this Agreement, in whole or in part, and including any obligation, right, title, or interest of Owner under this Agreement, to any person or entity (an "Assignee") that is or will become an owner of any portion of the Property or that is an entity that is controlled by or under common control with Owner. Each assignment shall be in writing executed by Owner and the Assignee and shall obligate the Assignee to be bound by this Agreement. A copy of each assignment shall be provided to the Town within ten (10) business days after execution. Provided that the successor owner assumes the liabilities, responsibilities, and obligations of the assignor under this Agreement, the assigning party will be released from any rights and obligations under this Agreement as to the Property that is the subject of such assignment, effective upon receipt of the assignment by the Town. No assignment by Owner shall release Owner from any liability that resulted from an act or omission by Owner that occurred prior to the effective date of the assignment. Owner shall maintain true and correct copies of all assignments made by Owner to Assignees, including a copy of each executed assignment and the Assignee's Notice information.

15. **Sovereign Immunity**. The Parties agree that the Town has not waived its sovereign immunity from suit by entering into and performing its obligations under this Agreement.

16. **Effect of Recitals**. The recitals contained in this Agreement: (a) are true and correct as of the Effective Date; (b) form the basis upon which the Parties negotiated and entered into this Agreement; (c) are legislative findings of the Town Council; and (d) reflect the final intent of the Parties with regard to the subject matter of this Agreement. In the event it becomes necessary to interpret any provision of this Agreement, the intent of the Parties, as evidenced by the recitals, shall be taken into consideration and, to the maximum extent possible, given full effect. The Parties have relied upon the recitals as part of the consideration for entering into this Agreement and, but for the intent of the Parties reflected by the recitals, would not have entered into this Agreement.

17. **Consideration**. This Agreement is executed by the parties hereto without coercion or duress and for substantial consideration, the sufficiency of which is forever confessed.

18. **Counterparts**. This Agreement may be executed in a number of identical counterparts, each of which shall be deemed an original for all purposes. A facsimile signature will also be deemed to constitute an original.

19. **Amendment**. This Agreement shall not be modified or amended except in writing signed by the Parties. A copy of each amendment to this Agreement, when fully executed and recorded, shall be provided to each Party, Assignee and successor owner of all or any part of the Property; however, the failure to provide such copies shall not affect the validity of any amendment.

20. **Miscellaneous Drafting Provisions**. This Agreement shall be deemed drafted equally by all Parties hereto. The language of all parts of this Agreement shall be construed as a whole according to its fair meaning, and any presumption or principle that the language herein is to be construed against any Party shall not apply.

IN WITNESS WHEREOF, the parties hereto have caused this document to be executed as of the date referenced herein.

TOWN:

THE TOWN OF PROSPER, TEXAS

By: _____
Name: Harlan Jefferson
Title: Town Manager, Town of Prosper

STATE OF TEXAS)
)
COUNTY OF COLLIN)

This instrument was acknowledged before me on the ___ day of _____, 2021, by Harlan Jefferson, Town Manager of the Town of Prosper, Texas, on behalf of the Town of Prosper, Texas.

_____
Notary Public, State of Texas
My Commission Expires: _____

OWNER:

289 (PRESTON) & 380, L.P., a Texas limited partnership

By: _____
Name: Tom Walker
Title: Assistant Treasurer

STATE OF TEXAS)
)
COUNTY OF _____)

This instrument was acknowledged before me on the ___ day of _____, 2021, by Tom Walker in his capacity as Assistant Treasurer of 289 (Preston) & 380, L.P., a Texas limited partnership, known to be the person whose name is subscribed to the foregoing instrument, and that he executed the same on behalf of and as the act of Owner.

_____
Notary Public, State of Texas
My Commission Expires: _____

EXHIBIT A

(Property Legal Description and Depiction)

EXHIBIT B

(Building Elevations and Materials)

LINE TABLE

NO.	BEARING	LENGTH
L1	N00°00'00"E	9.00'
L2	N90°00'00"W	29.01'
L3	S00°04'38"E	8.86'
L4	N00°00'00"E	9.00'
L5	N90°00'00"E	10.00'
L6	S00°00'00"E	9.00'
L7	N45°00'00"E	49.64'
L8	N90°00'00"W	27.44'
L9	S90°00'00"E	28.75'
L10	N90°00'00"W	18.92'
L11	N90°00'00"E	21.40'
L12	S00°00'00"E	71.00'

CURVE TABLE

NO.	DELTA	RADIUS	LENGTH	CHORD BEARING	CHORD
C4	34°31'05"	30.00'	18.07'	S17°15'33"E	17.80'
C5	11°56'55"	300.00'	62.56'	N05°58'28"W	62.45'
C6	11°56'55"	300.00'	62.56'	S05°58'28"E	62.45'

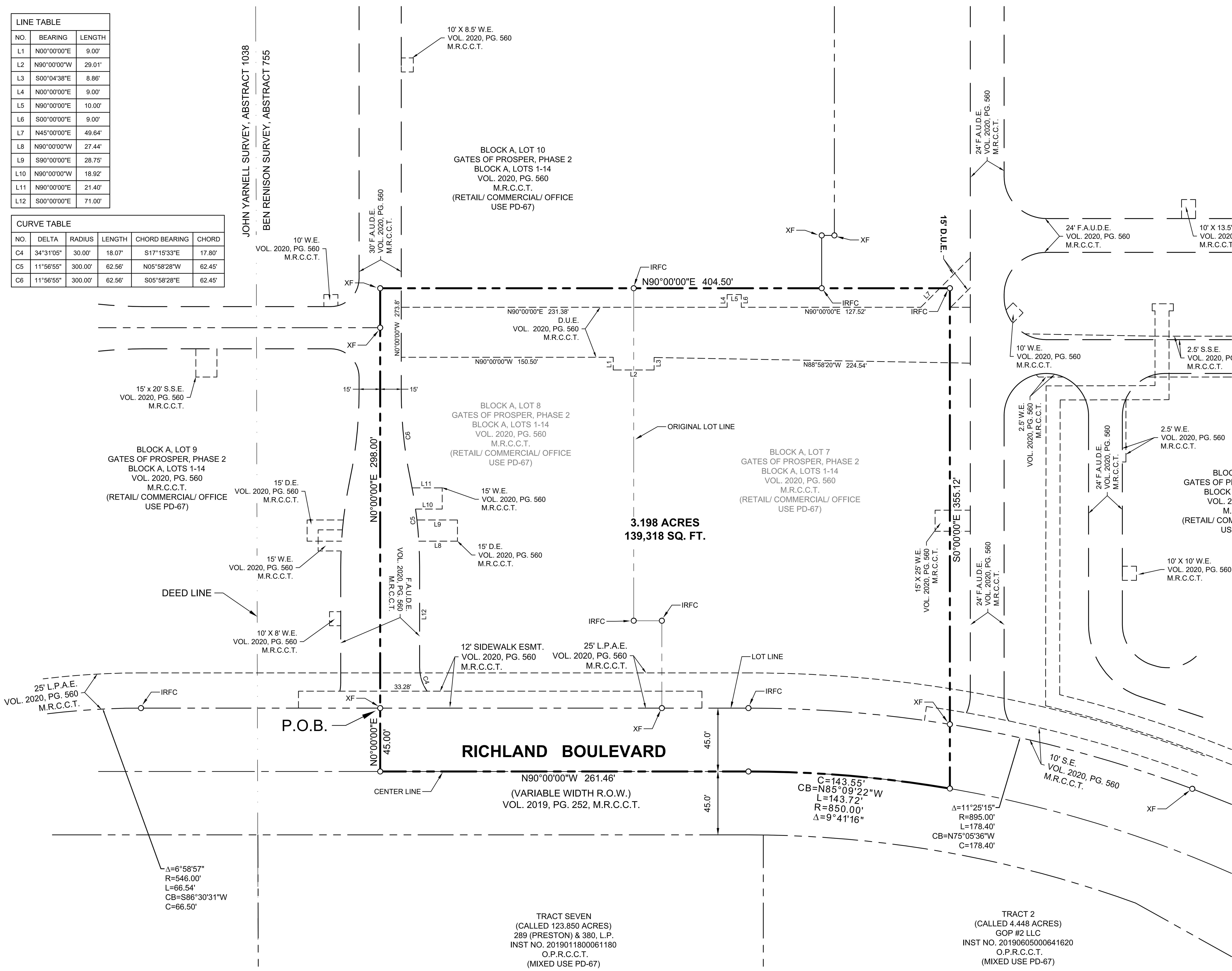

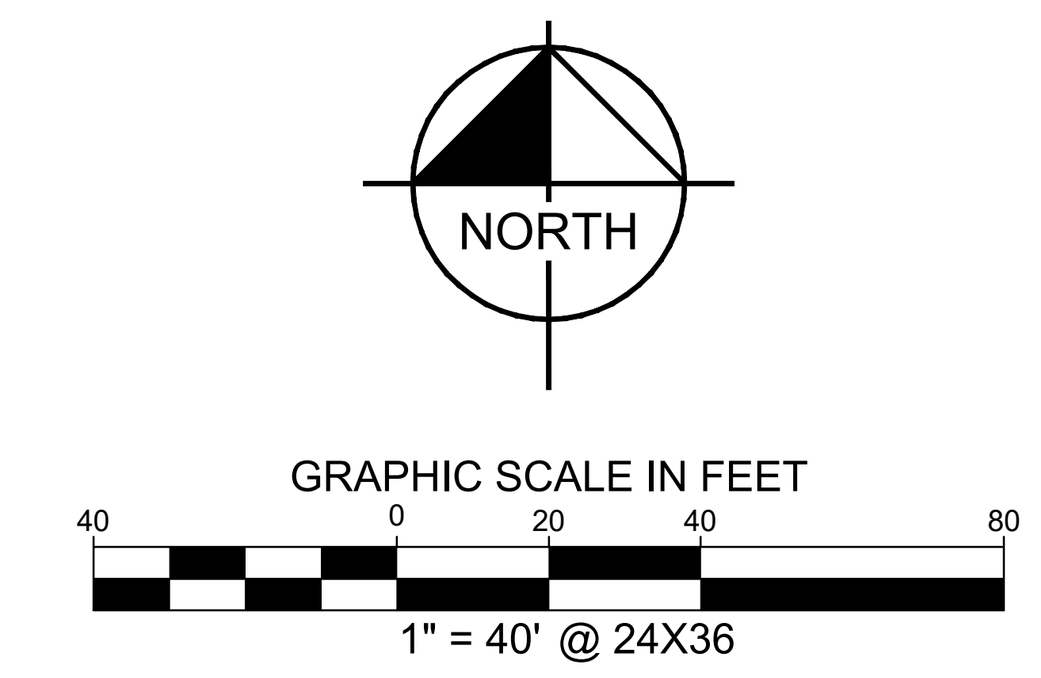

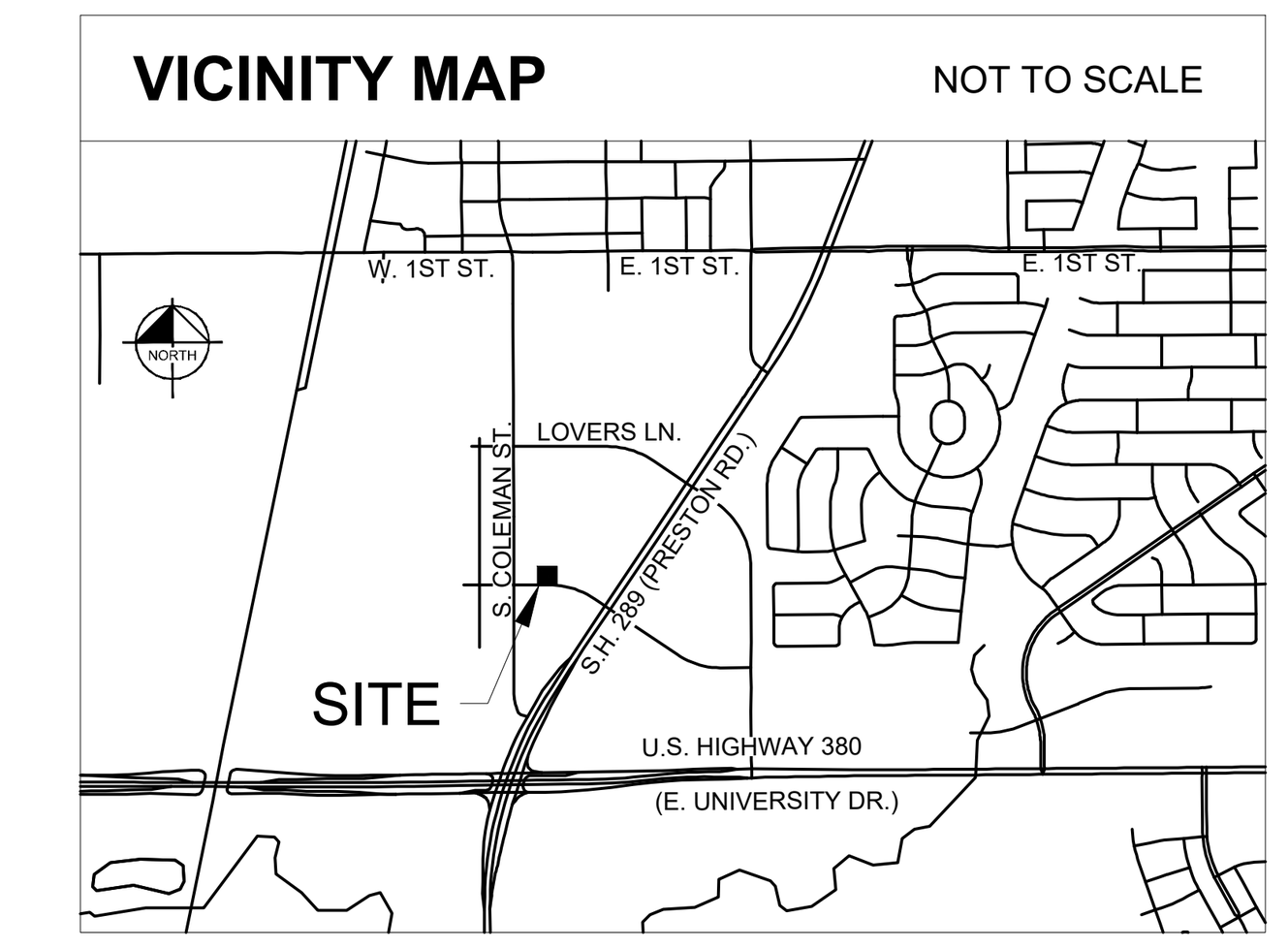

BEING a tract of land situated in the Ben Renison Survey, Abstract No. 755, Town of Prosper, Collin County, Texas and being a replat of Block A, Lots 7 and 8, Gates of Prosper, Phase 2, Block A, Lots 1-14, an addition to the Town of Prosper according to the Final Plat recorded in Volume 2020, Page 560 of the Map Records of Collin County, Texas, and a portion of Richland Boulevard, a variable width right of way, ad dedicated in the Gates of Prosper, Phase 2, Block A, Lot 1, an addition to the Town of Prosper according to the Conveyance Plat recorded in Volume 2019, Page 252 of the Map Records of Collin County, Texas, and being more particularly described by metes and bounds as follows:

BEGINNING at an "X" cut found for the southwest corner of Block A, Lot 8 and the southeast corner of Block A, Lot 9 of said Gates of Prosper, Phase 2, Block A, Lots 1-14, same being on the northerly right of way line of said Richland Boulevard, a variable width right of way;

THENCE North 0°00'00" East, departing the northerly right of way line of said Richland Boulevard, along the westerly line of said Block A, Lot 8 and the easterly line of said Block A, Lot 9, passing an "X" cut found for the northeast corner of said Lot 9 and the southerly, southeast corner of Block A, Lot 10 of said Gates of Prosper, Phase 2, Block A, Lots 1-14, continuing along an easterly line of said Lot 10, a distance of 298.00 feet to an "X" cut found for the northwest corner of said Block A, Lot 8;

THENCE North 90°00'00" East, along the northerly line of said Block A, Lot 8, the northerly line of aforesaid Block A, Lot 7, the southerly line of said Block A, Lot 10, passing a 5/8-inch iron rod with a red plastic cap, stamped "KHA" found for the north common corner of said Lots 7 and 8, passing a 5/8-inch iron rod with a red plastic cap, stamped "KHA" found for a southeast corner of said Lot 10 and a southwest corner of Block A, Lot 1 of said Gates of Prosper, Phase 2, Block A, Lots 1-14, continuing along a southerly line of said Lot 1, a distance of 404.50 feet to a 5/8-inch iron rod with a red plastic cap, stamped "KHA" found for the northeast corner of said Lot 7;

THENCE South 00°00'00" West, along the easterly line of said Block A, Lot 7 and a westerly line of said Block A, Lot 1, passing at a distance of 309.50 feet to an "X" cut found for the southeast corner of said Lot 7 and a southwest corner of said Lot 1, same being on the northerly right of way line of aforesaid Richland Boulevard, continuing across said Richland Boulevard, a total distance of 355.12 feet to a corner on the centerline of sad Richland Boulevard, and being the beginning of a non-tangent curve to the left having a central angle of 09°41'16", a radius of 850.00 feet, a chord bearing and distance of North 85°09'22" West, 143.55 feet;

THENCE in a northwesterly direction, along the centerline of said Richland Boulevard and with said curve to the left, an arc distance of 143.72 feet to the end of said curve;

THENCE North 90°00'00" West, continuing along the centerline of said Richland Boulevard, a distance of 261.46 feet toa point of corner;

THENCE North 00°00'00" East, departing the centerline of said Richland Boulevard, crossing said Richland Boulevard, a distance of 45.00 feet to the **POINT OF BEGINNING** and containing 3.198 acres (139,318 square feet) of land, more or less.

Michael B. Marx
Registered Professional Land Surveyor No. 5181
Kimley-Horn and Associates, Inc.
6160 Warren Pkwy., Suite 210
Frisco, Texas 75034
Ph. 972-335-3580
michael.marx@kimley-horn.com

PRELIMINARY
THIS DOCUMENT SHALL NOT BE RECORDED FOR ANY PURPOSE AND SHALL NOT BE USED OR VIEWED OR RELIED UPON AS A FINAL SURVEY DOCUMENT

EXHIBIT A
GATES OF PROSPER, PHASE 2
BLOCK A, LOT 7

AN ADDITION TO THE TOWN OF PROSPER

3.198 ACRES

SITUATED IN THE
BEN RENISON SURVEY, ABSTRACT NO. 755
TOWN OF PROSPER, COLLIN COUNTY, TEXAS

JUNE, 2021

LEGEND

(solid heavy line)	BOUNDARY LINE
(dashed line)	EASEMENT LINE
(dash line)	PROPERTY LINE
IRF	IRON ROD FOUND
IRFC	IRON ROD FOUND WITH CAP
IRSC	IRON ROD SET WITH CAP
NTS	NOT TO SCALE
(C.M.)	CONTROLLING MONUMENT
D.R.C.C.T.	DEED RECORDS OF COLLIN COUNTY, TEXAS
M.R.C.C.T.	MAP RECORDS OF COLLIN COUNTY, TEXAS
O.P.R.C.C.T.	OFFICIAL PUBLIC RECORDS OF COLLIN COUNTY, TEXAS
FND.	FOUND
R.O.W.	RIGHT OF WAY
W.E.	WATER EASEMENT
S.S.E.	SANITARY SEWER EASEMENT
D.U.E.	DRAINAGE AND UTILITY EASEMENT
F.A.U.D.E.	FIRELANE, ACCESS, UTILITY AND DRAINAGE EASEMENT
F.A.E.	FIRELANE & ACCESS EASEMENT
E.E.	ELECTRIC EASEMENT
L.P.A.E.	LANDSCAPE AND PEDESTRIAN ACCESS EASEMENT
H.B.T.E.	HIKE & BIKE TRAIL EASEMENT
VOL.	VOLUME
PG.	PAGE
INST. NO.	INSTRUMENT NO.

NOTES:

1. All corners set are monumented with a 5/8 inch iron rod with red plastic cap stamped "KHA", unless otherwise noted.
2. Bearing system based on the southerly right of way line of Lovers Lane as created in the Conveyance Plat of Gates of Prosper, Phase 2, an addition to the Town of Prosper, according to the plat, recorded in Volume 2019, Page 252 of the Map Records of Collin County, Texas, said bearing being North 90°00'00" East.
3. The thoroughfare alignment(s) shown on this exhibit are for illustration purposes and does not set the alignment. The alignment is determined at the time of Final Plat.
4. According to Map No. 48085C0235 J dated June 2, 2009, of the National Flood Insurance Program Map, Flood Insurance Rate Map of Collin County, Texas, Federal Emergency Management Agency, Federal Insurance Administration, this property is located in Zone X (unshaded) and is not within a special flood hazard area. If this site is within an identified special flood hazard area, this flood statement does not imply that the property and/or the structures thereon will be free from flooding or flood damage. On rare occasions, greater floods can and will occur and flood heights may be increased by man-made or natural causes. This flood statement shall not create liability on the part of the surveyor.
5. Notice: Selling a portion of this addition by metes and bounds is a violation of Town ordinance and state law and is subject to fines and withholding of utilities and building permits.

SURVEYOR:
Kimley-Horn and Associates, Inc.
6160 Warren Parkway, Suite 210
Frisco, TX 75034
P (972) 335-3580
F (972) 335-3779
Contact: Michael B. Marx, R.P.L.S.

ENGINEER:
Kimley-Horn and Associates, Inc.
260 East Davis St., Suite 100
McKinney, TX 75069
P (496) 301-2594
Contact: Rachel Korus, P.E.

OWNER:
GOP #2 LLC
1 Cowboys Way
Frisco, TX 75063
P (972) 497-4367
Contact: Nic Link

Kimley»Horn
6160 Warren Pkwy., Suite 210
Frisco, Texas 75034
FIRM # 10193822
Tel. No. (972) 335-3580
Fax No. (972) 335-3779

Scale	Drawn by	Checked by	Date	Project No.	Sheet No.
1" = 40'	JCC	KHA	06/22/2021	063887142	1 OF 1

G NAME: K:\FRI_SURVEY\068109030-GATES OF PROSPER PHASE II\DWG\AMENDING PLATS\068109030 GOP LOT 7&8 BLK A_SUP.DWG PLOTTED BY MARX, MICHAEL 05/28/2021 9:27 AM LAST SAVED 05/28/2021 9:27 AM



C

SOUTH - FRONT ELEVATION

TOTAL ELEVATION AREA	555 SF	
GLAZING	32 SF	
NET ELEVATION	523 SF	
PRIMARY MATERIALS	341 SF	65%
6B - STONE	221 SF	65%
6T - TEXTURED PAINTED STUCCO	120 SF	35%
SECONDARY MATERIALS	182 SF	35%
15B - METAL ROOF	77 SF	42%
15C - COMPOSITE ASPHALT SHINGLES	105 SF	58%

NOTE: SECONDARY MATERIALS SHALL NOT EXCEED 15%

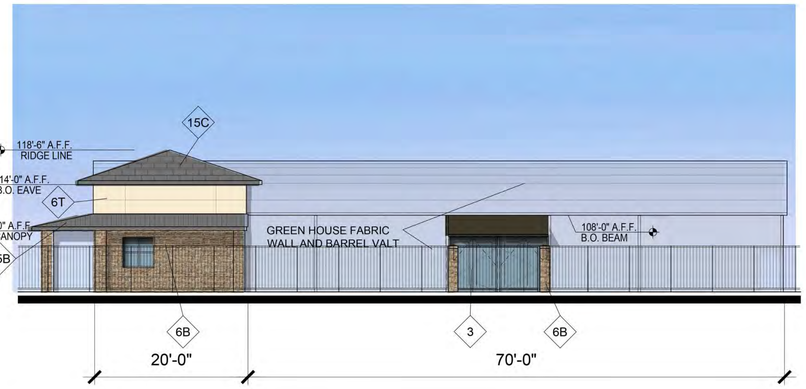

D

EAST - SIDE ELEVATION

TOTAL ELEVATION AREA	359 SF	
GLAZING	16 SF	
NET ELEVATION	343 SF	
PRIMARY MATERIALS	230 SF	67%
6B - STONE	154 SF	66%
6T - TEXTURED PAINTED STUCCO	77 SF	34%
SECONDARY MATERIALS	113 SF	33%
15B - METAL ROOF	54 SF	48%
15C - COMPOSITE ASPHALT SHINGLES	59 SF	52%

NOTE: SECONDARY MATERIALS SHALL NOT EXCEED 15%





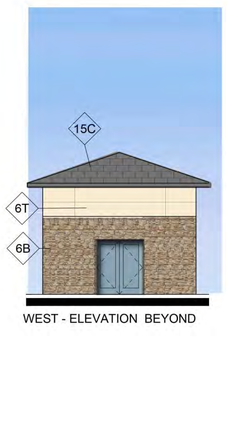

WEST - ELEVATION BEYOND

A

NORTH - REAR ELEVATION

TOTAL ELEVATION AREA	552 SF	
GLAZING	0 SF	
NET ELEVATION	552 SF	
PRIMARY MATERIALS	437 SF	79%
6B - STONE	317 SF	73%
6T - TEXTURED PAINTED STUCCO	120 SF	27%
SECONDARY MATERIALS	115 SF	21%
15B - METAL ROOF	11 SF	10%
15C - COMPOSITE ASPHALT SHINGLES	104 SF	90%

NOTE: SECONDARY MATERIALS SHALL NOT EXCEED 15%

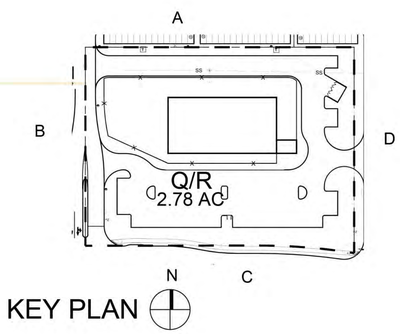

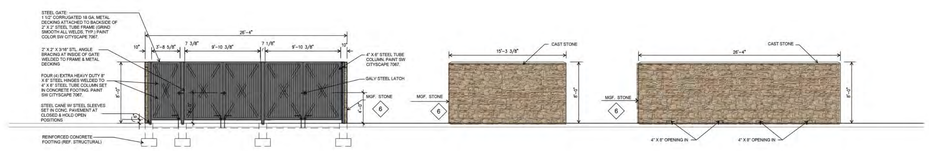

DUMPSTER ENCLOSURE

ELEVATION NOTES

- THIS FACADE PLAN IS FOR CONCEPTUAL PURPOSED ONLY. ALL BUILDING PLANS REQUIRED REVIEW AND APPROVAL FROM THE BUILDING INSPECTION DIVISION.
- ALL MECHANICAL EQUIPMENT SHALL BE SCREENED FROM PUBLIC VIEW IN ACCORDANCE WITH THE ZONING ORDINANCE.
- WHEN PERMITTED, EXPOSED UTILITY BOXES AND CONDUITS SHALL BE PAINTED TO MATCH THE BUILDING.
- ALL SIGNAGE AREAS AND LOCATIONS ARE SUBJECT TO APPROVAL BY THE BUILDING INSPECTION DEPARTMENT.
- WINDOWS SHALL HAVE A MAXIMUM EXTERIOR VISIBLE REFLECTIVITY OF TEN (10) PERCENT.
- ANY DEVIATION FROM THE APPROVED FACADE PLAN WILL REQUIRE RE-APPROVAL BY THE TOWN OF PROSPER
- ALL PARAPETS AT ROOF TOP SHOULD BE A MINIMUM OF 48" TO SCREEN RTU'S .
- ALL LOADING DOCKS & DUMPSTER ENCLOSURE TO BE SCREENED.

B

WEST - SIDE ELEVATION (BEYOND)

TOTAL ELEVATION AREA	340 SF	
GLAZING	45 SF	
NET ELEVATION	295 SF	
PRIMARY MATERIALS	235 SF	80%
6B - STONE	158 SF	67%
6T - TEXTURED PAINTED STUCCO	77 SF	33%
SECONDARY MATERIALS	60 SF	20%
15C - COMPOSITE ASPHALT SHINGLES	60 SF	100%

NOTE: SECONDARY MATERIALS SHALL NOT EXCEED 15%

KEYNOTES FINISH SCHEDULE

1	METAL CORNICE:	PAC-CLAD, DARK BRONZE
2	METAL ROOF :	STADING SEAM METAL ROOF DARK BRONZE
3	STOREFRONT:	KAWNEER, DARK BRONZE
	PAINT COLORS:	
P9	SHERWIN WILLIAMS, SW7067 CITYSCAPE	

6B	MFG. STONE - OSAGE - FOSSIL BAY CORONADO STONE PRODUCTS
6T	TEXTURED PAINTED STUCCO SW 6141 SOFTER TAN
13	HOLLOW METAL DOOR
15B	METAL ROOF - PAC-CLAD, DARK BRONZE
15C	COMPOSITE ASPHALT SHINGLES
20	RTU'S TO BE FULLY SCREENED WITH PARAPET OF EQUAL HEIGHT

Gates of Prosper - Phase II

Prosper, TX

Developer :: Blue Star & Lincoln Property Company

EXHIBIT B
EL 19 - BLDG "Q&R"

Date: 08.11.2021
Scale 1/8" = 1'-0"

O'BRIEN ARCHITECTS

SURVEYOR / APPILICANT
KIMLEY-HORN AND ASSOCIATES, INC
260 EAST DAVIS STREET, SUITE 100
McKINNEY, TEXAS 75069
CONTACT: JOE RICCARDI, P.E.
PHONE: (469) 301-2580

OWNER
GOP #2 LLC
1 COWBOYS WAY
FRISCO, TEXAS 75034
CONTACT: NICHOLAS LINK
PHONE: (972) 497-2580

PLANNING

Prosper is a place where everyone matters.

To: **Mayor and Town Council**

From: **Alex Glushko, AICP, Planning Manager**

Through: **Harlan Jefferson, Town Manager**
Rebecca Zook, P.E., Executive Director of Development & Infrastructure Services
Khara Dodds, AICP, Director of Development Services

Re: **Town Council Meeting – October 12, 2021**

Agenda Item:

Consider and act upon an ordinance amending the Future Land Use Plan from Old Town Single Family to Old Town Office, generally located on the southeast corner of Coleman Street and Seventh Street. (CA21-0002).

Description of Agenda Item:

On September 28, 2021, the Town Council approved the proposed request, by a vote of 7-0. An ordinance has been prepared accordingly.

Legal Obligations and Review:

Town Attorney, Terrence Welch of Brown & Hofmeister, L.L.P., has approved the standard ordinance as to form and legality.

Attached Documents:

1. Ordinance
2. Exhibit A - Future Land Use Plan

Staff Recommendation:

Town staff recommends approval of an ordinance amending the Future Land Use Plan from Old Town Single Family to Old Town Office, generally located on the southeast corner of Coleman Street and Seventh Street.

Proposed Motion:

I move to approve an ordinance amending the Future Land Use Plan from Old Town Single Family to Old Town Office, generally located on the southeast corner of Coleman Street and Seventh Street.

TOWN OF PROSPER, TEXAS **ORDINANCE NO. 2021-___**

AN ORDINANCE OF THE TOWN COUNCIL OF THE TOWN OF PROSPER, TEXAS, AMENDING THE FUTURE LAND USE PLAN MAP OF THE TOWN OF PROSPER'S COMPREHENSIVE PLAN; PROVIDING FOR REPEALING, SAVING AND SEVERABILITY CLAUSES; AND PROVIDING FOR AN EFFECTIVE DATE OF THIS ORDINANCE.

WHEREAS, the Town Council of the Town of Prosper, Texas ("Town Council"), has investigated and determined that the Future Land Use Plan of the Town of Prosper ("Prosper") Comprehensive Plan, adopted by Ordinance No. 12-21, as amended, should be amended; and

WHEREAS, Prosper received a request to amend the Future Land Use Plan from Old Town Single Family to Old Town Office, generally located on the southeast corner of Coleman Street and Seventh Street (CA21-0002);

WHEREAS, Prosper has complied with all notices and public hearings as required by law; and

WHEREAS, the Town Council finds that it will be advantageous, beneficial, and in the best interests of the citizens of Prosper to amend a portion of the Comprehensive Plan as set forth below.

NOW, THEREFORE, BE IT ORDAINED BY THE TOWN COUNCIL OF THE TOWN OF PROSPER, TEXAS, THAT:

SECTION 1

Findings Incorporated. The findings set forth above are incorporated into the body of this Ordinance as if fully set forth herein.

SECTION 2

Amendment to Prosper's Comprehensive Plan, Ordinance No. 12-21. The Future Land Use Plan Map of the Town of Prosper's Comprehensive Plan, adopted by Ordinance No. 12-21, as amended, is hereby amended to reflect Old Town Office, generally located on the southeast corner of Coleman Street and Seventh Street, as depicted in Exhibit A, attached hereto and incorporated by reference.

SECTION 3

Severability. Should any section, subsection, sentence, clause or phrase of this Ordinance be declared unconstitutional or invalid by a court of competent jurisdiction, it is expressly provided that any and all remaining portions of this Ordinance shall remain in full force and effect. Prosper hereby declares that it would have passed this Ordinance, and each section, subsection, clause or phrase thereof irrespective of the fact that any one or more sections, subsections, sentences, clauses and phrases be declared unconstitutional or invalid.

SECTION 4

Savings/Repealing Clause. Prosper's Comprehensive Plan, adopted by Ordinance 12-21, shall remain in full force and effect, save and except as amended by this or any other Ordinance. All provisions of any ordinance in conflict with this Ordinance are hereby repealed to the extent they are in conflict; but such repeal shall not abate any pending prosecution for violation of the repealed ordinance, nor shall the appeal prevent a prosecution from being commenced for any violation if occurring prior to the repealing of the ordinance. Any remaining portions of said ordinances shall remain in full force and effect.

SECTION 5

Effective Date. This Ordinance shall become effective from and after its adoption.

DULY PASSED, APPROVED, AND ADOPTED BY THE TOWN COUNCIL OF THE TOWN OF PROSPER, TEXAS, ON THIS 12TH DAY OF OCTOBER 2021.

_____
Ray Smith, Mayor

ATTEST:

_____
Michelle Lewis Sirianni, Town Secretary

APPROVED AS TO FORM AND LEGALITY:

_____
Terrence S. Welch, Town Attorney

Old Town Transportation Plan

Section A: Four lane divided roadway with a landsc[illegible]n and a landscaped parkway separating pedestrians fr[illegible] This section serves as a major entrance into Old Town from the east. No on-street parking.

Section B: Two lane divided boulevard with a large center median containing landscaping. Wide travel lanes allow for bicycle accommodation and a landscaped parkway separates pedestrians from traffic. No on-street parking.

Section C: Two lane divided boulevard with a large center median containing landscaping. On-street parallel parking is permitted and a landscaped parkway separates pedestrians from traffic.

Section D: Two lane undivided urban roadway. Wide 20' sidewalks accommodate patio seating, pedestrian traffic and street trees. On-street angled parking is permitted and bulb-outs are located at intersections to enhance pedestrian visibility at crosswalks.

Section E: Two lane undivided roadway with on-street parallel parking and an immediately adjacent 8' sidewalk. A large private setback of 25' is included.

Section F: Two lane undivided roadway with on-street parallel parking and a 15' sidewalk. 10' of the sidewalk will be located within the right-of-way and the additional 5 feet will be a 5' setback to building face.

Section G: Two lane divided roadway with a center median containing landscaping. On-street parallel parking and a 10' sidewalk are included.

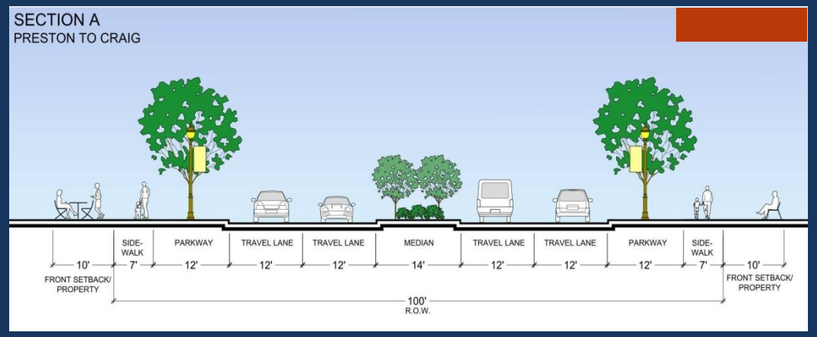

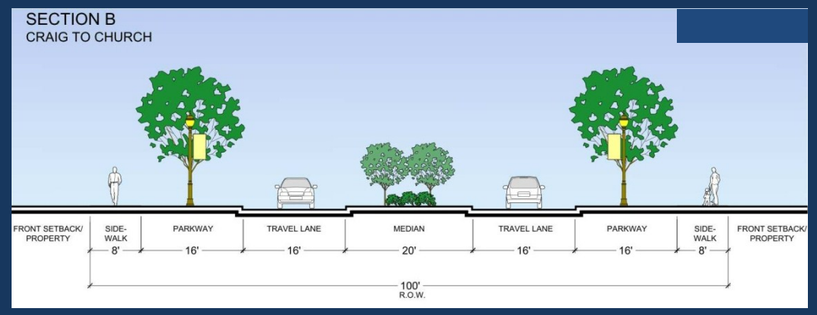

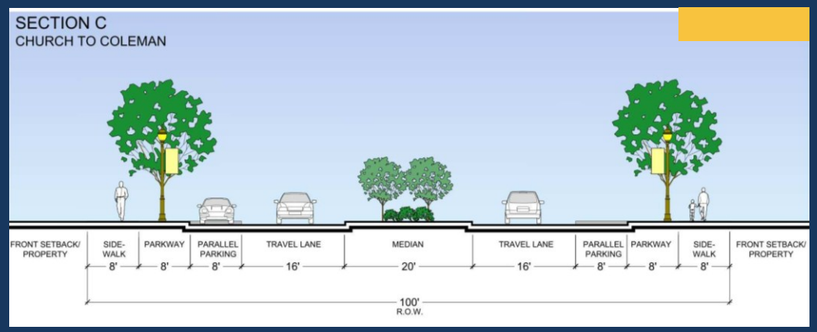

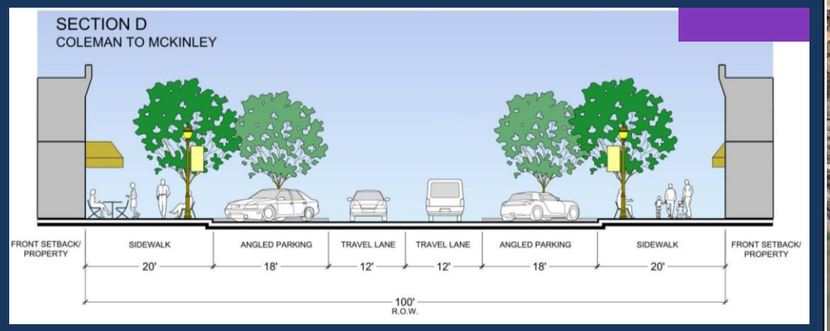

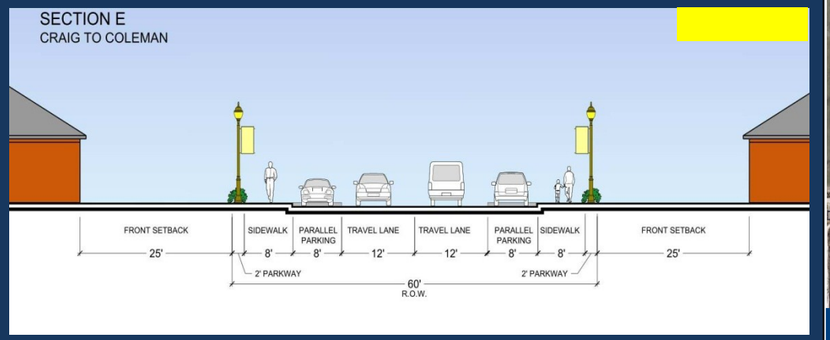

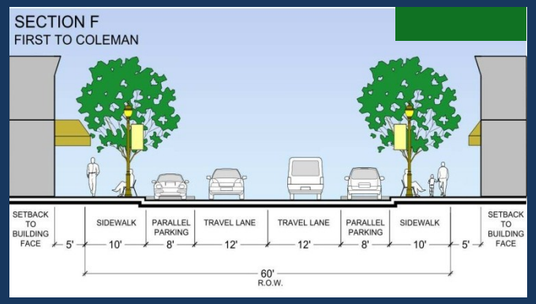

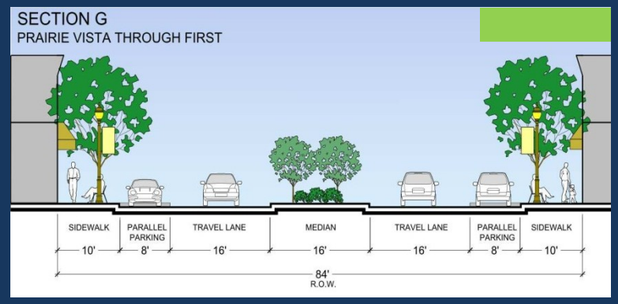



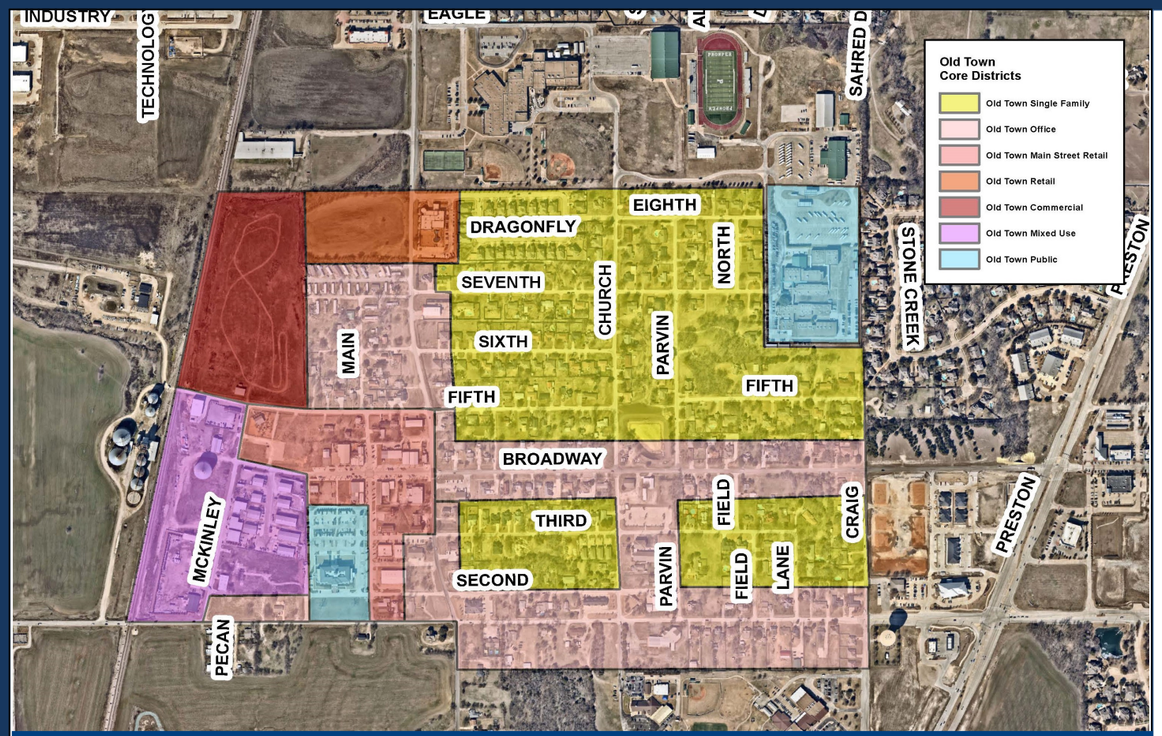

Land Use

The predominant land use within Old Town will be **single-family** residential. All infill development within such areas should conform to the architectural guidelines established for the Old Town district. Such guidelines are created to protect the continuity of look and feel within Old Town.

Along Broadway and First Street, single-family uses will gradually transition to boutique, cottage-style **office** and/or specialty retail uses. Broadway west of Coleman, will be the retail core of the downtown.

Shops, restaurants, and small office uses may be located within the **main street retail** area. This area is intended to be the heart and main activity center of the Old Town Area. As redevelopment occurs, building frontages should be brought to the property line to be consistent with ultimate streetscape improvements.

Adjacent to the retail core, a **mixed-use** district incorporating mixed use lofts/apartments will serve as a buffer between the Business Park and the core of Old Town. This area will also provide rooftops that service adjacent retail establishments.

Niche **retail** is recommended along Preston Road and at the northern end of Coleman. Retail development within these areas should fit within the architectural framework of the Old Town area. Setbacks should be reduced, when possible, along Coleman and Broadway to frame the roadways.

EXHIBIT A

PLANNING

Prosper is a place where everyone matters.

To: **Mayor and Town Council**

From: **Alex Glushko, AICP, Planning Manager**

Through: **Harlan Jefferson, Town Manager**
Rebecca Zook, P.E., Executive Director of Development & Infrastructure Services
Khara Dodds, AICP, Director of Development Services

Re: **Town Council Meeting – October 12, 2021**

Agenda Item:

Consider and act upon an ordinance rezoning 0.7± acres from Single Family-15 (SF-15) to Planned Development-Downtown Office (PD-DTO), to allow for the conversion of the existing structure into an office, located on the southeast corner of Coleman Street and Seventh Street. (Z21-0005).

Description of Agenda Item:

On September 28, 2021, the Town Council approved the proposed request, by a vote of 7-0, subject to Town Council approval of a Development Agreement, including, but not limited to, right-of-way and/or easement dedication, and architectural building materials. An ordinance has been prepared accordingly, and a Development Agreement is on the October 12, 2021, Town Council agenda for consideration.

Legal Obligations and Review:

Town Attorney, Terrence Welch of Brown & Hofmeister, L.L.P., has approved the standard ordinance as to form and legality.

Attached Documents:

1. Ordinance
2. Ordinance Exhibits

Town Staff Recommendation:

Staff recommends approval of an ordinance rezoning 0.7± acres from Single Family-15 (SF-15) to Planned Development-Downtown Office (PD-DTO), to allow for the conversion of the existing structure into an office, located on the southeast corner of Coleman Street and Seventh Street, subject to approval of a Development Agreement, including, but not limited to, right-of-way and/or easement dedication, and architectural building materials.

Proposed Motion:

I move to approve an ordinance rezoning 0.7± acres from Single Family-15 (SF-15) to Planned Development-Downtown Office (PD-DTO), to allow for the conversion of the existing structure into an office, located on the southeast corner of Coleman Street and Seventh Street.

TOWN OF PROSPER, TEXAS **ORDINANCE NO. 2021-___**

AN ORDINANCE OF THE TOWN OF PROSPER, TEXAS, AMENDING PROSPER'S ZONING ORDINANCE BY REZONING A TRACT OF LAND CONSISTING OF 0.662 ACRES, MORE OR LESS, SITUATED IN THE COLLIN COUNTY SCHOOL LAND SURVEY, ABSTRACT NO. 147, IN THE TOWN OF PROSPER, COLLIN COUNTY, TEXAS, FROM SINGLE FAMILY-15 (SF-15) TO PLANNED DEVELOPMENT-DOWNTOWN OFFICE (PD-DTO); DESCRIBING THE TRACT TO BE REZONED; PROVIDING FOR A PENALTY FOR THE VIOLATION OF THIS ORDINANCE; PROVIDING FOR REPEALING, SAVING AND SEVERABILITY CLAUSES; PROVIDING FOR AN EFFECTIVE DATE OF THIS ORDINANCE; AND PROVIDING FOR THE PUBLICATION OF THE CAPTION HEREOF.

WHEREAS, the Town Council of the Town of Prosper, Texas (the "Town Council") has investigated and determined that the Zoning Ordinance should be amended; and

WHEREAS, the Town of Prosper, Texas ("Prosper") has received a request (Case Z21-0005) from Jeff and Cara Sorensen ("Applicant"), to rezone 0.662 acres of land, more or less, in the Collin County School Land Survey, Abstract No. 147, in the Town of Prosper, Collin County, Texas, from Single Family-15 (SF-15) to Planned Development-Downtown Office (PD-DTO) and being more particularly described in Exhibit "A," attached hereto and incorporated herein for all purposes; and

WHEREAS, the Town Council has investigated and determined that the facts contained in the request are true and correct; and

WHEREAS, all legal notices required for rezoning have been given in the manner and form set forth by law, Public Hearings have been held, and all other requirements of notice and completion of such procedures have been fulfilled; and

WHEREAS, the Town Council has further investigated into and determined that it will be advantageous and beneficial to Prosper and its inhabitants to rezone this property as set forth below.

NOW, THEREFORE, BE IT ORDAINED BY THE TOWN COUNCIL OF THE TOWN OF PROSPER, TEXAS:

SECTION 1

Findings Incorporated. The findings set forth above are incorporated into the body of this Ordinance as if fully set forth herein.

SECTION 2

Amendment to the Town's Zoning Ordinance. The Town's Zoning Ordinance, adopted by Ordinance No. 05-20 is amended as follows: The zoning designation of the below described property containing 0.662 acres of land, more or less, in the Collin County School Land Survey, Abstract No. 147, in the Town of Prosper, Collin County, Texas, (the "Property") and all streets, roads, and alleyways contiguous and/or adjacent thereto is hereby zoned as Planned

Development-Downtown Office (PD-DTO) and being more particularly described in Exhibit "A," attached hereto and incorporated herein for all purposes as if set forth verbatim.

The development plans, standards, and uses for the Property in this Planned Development District shall conform to, and comply with 1) the Statement of Intent and Purpose, attached hereto as Exhibit B; 2) the Development Standards, attached hereto as Exhibit C; 3) the Site Plan, attached hereto as Exhibit D; 4) the Development Schedule, attached hereto as Exhibit E; 5) the Façade Plans, attached hereto as Exhibit F; and 6) the Landscape Plans, attached hereto as Exhibit G, which are incorporated herein for all purposes as if set forth verbatim, subject to the following conditions of approval by the Town Council:

1. Approval of a Development Agreement, including, but not limited to, right-of-way and/or easement dedication, and architectural building materials.

Two (2) original, official, and identical copies of the zoning exhibit map are hereby adopted and shall be filed and maintained as follows:

a. One (1) copy shall be filed with the Town Secretary and retained as an original record and shall not be changed in any manner.

b. One (1) copy shall be filed with the Building Official and shall be maintained up to date by posting thereon all changes and subsequent amendments for observation, issuing building permits, certificates of compliance and occupancy, and enforcing the zoning ordinance. Reproduction for information purposes may from time-to-time be made of the official zoning district map.

SECTION 3

No Vested Interest/Repeal. No developer or property owner shall acquire any vested interest in this Ordinance or in any other specific regulations contained herein. Any portion of this Ordinance may be repealed by the Town Council in the manner provided for by law.

SECTION 4

Unlawful Use of Premises. It shall be unlawful for any person, firm or corporation to make use of said premises in some manner other than as authorized by this Ordinance, and shall be unlawful for any person, firm or corporation to construct on said premises any building that is not in conformity with the permissible uses under this Zoning Ordinance.

SECTION 5

Penalty. Any person, firm, corporation, or business entity violating this Ordinance or any provision of Prosper's Zoning Ordinance No. 05-20, or as amended, shall be deemed guilty of a misdemeanor, and upon conviction thereof shall be fined any sum not exceeding Two Thousand Dollars ($2,000.00). Each continuing day's violation under this Ordinance shall constitute a separate offense. The penal provisions imposed under this Ordinance shall not preclude Prosper from filing suit to enjoin the violation. Prosper retains all legal rights and remedies available to it pursuant to local, state and federal law.

SECTION 6

Severability. Should any section, subsection, sentence, clause or phrase of this Ordinance be declared unconstitutional or invalid by a court of competent jurisdiction, it is expressly provided that any and all remaining portions of this Ordinance shall remain in full force and effect. Prosper hereby declares that it would have passed this Ordinance, and each section, subsection, clause or phrase thereof irrespective of the fact that any one or more sections, subsections, sentences, clauses and phrases be declared unconstitutional or invalid.

SECTION 7

Savings/Repealing Clause. Prosper's Zoning Ordinance No. 05-20 shall remain in full force and effect, save and except as amended by this or any other Ordinance. All provisions of any ordinance in conflict with this Ordinance are hereby repealed to the extent they are in conflict; but such repeal shall not abate any pending prosecution for violation of the repealed ordinance, nor shall the appeal prevent a prosecution from being commenced for any violation if occurring prior to the repealing of the ordinance. Any remaining portions of said ordinances shall remain in full force and effect.

SECTION 8

Effective Date. This Ordinance shall become effective from and after its adoption and publications as required by law.

DULY PASSED, APPROVED, AND ADOPTED BY THE TOWN COUNCIL OF THE TOWN OF PROSPER, TEXAS, ON THIS 12TH DAY OF OCTOBER 2021.

_____
Ray Smith, Mayor

ATTEST:

_____
Michelle Lewis Sirianni, Town Secretary

APPROVED AS TO FORM AND LEGALITY:

_____
Terrence S. Welch, Town Attorney

EXISTING ZONING: SF-15 (0.664 AC)
PROPOSED ZONING: PD (DTO) (0.664 AC)

BEGINNING AT A 1/2" IRON ROD FOUND FOR CORNER IN THE SOUTH ROW LINE OF SEVENTH STREET, *SAID IRON ROD* BEING *AT THE NORTHEAST CORNER OF SAID 0.663* ACRE *TRACT;*

THENCE S 00°15 '13" *W A DISTANCE OF 139.67' TO* A 1/2" *IRON ROD FOUND FOR CORNER* IN THE *NORTH RIGHT OF WOY LINE OF A 20' ALLEY;*

THENCE S 89°58'30" W FOLLOWING THE NORTH ROW LINE OF SAID ALLEY A *DISTANCE OF 202.70' TO* A 1/2" *IRON ROD FOUND FOR CORNER* IN *THE* EAST *RIGHT OF WAY LINE OF NORTH* COLEMON *STREET;*

THENCE N 03°41'38" W FOLLOWING THE EAST ROW LINE OF NORTH COLEMAN STREET A DISTANCE OF 83.47' TO A CAPPED 1/2" *IRON ROD FOUND FOR CORNER;*

THENCE N 00°36' 17" W FOLLOWING THE EAST ROW LINE O F NORTH COLEMAN STREET A DISTANCE OF 56.47' TO A *CAPPED* 1/2" IRON *ROD FOUND FOR CORNER AT THE INTERSECTION OF THE EAST ROW LINE OF NORTH COLEMAN* STREET *AND* THE *SOUTH ROW* LINE *OF SAID* SEVENTH STREET;

THENCE DUE EAST A DISTANCE O F 209.29' TO THE POINT OF BEGINNING AND CONTAINING 28,909 SQUARE FEET OR 0.664 ACRES OF LAND.

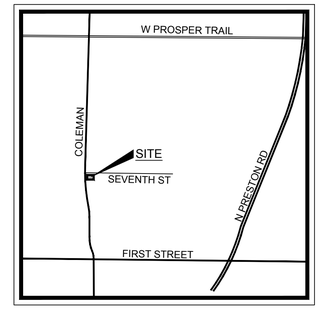

VICINITY MAP
N.T.S.

GRAPHIC SCALE
20 0 10 20 40
1 inch = 20 ft.

LEGEND	
	PROPERTY BOUNDARY
	ADJACENT PROPERTY LINE

MITCHELL ADDITION (CPR)
BLOCK 5 AND 6, ALL LOTS
INSTR# 0174558
VOL. 5809, PG 5657

LAND USE: RESIDENTIAL/REAL COMMERCIAL
FUTURE PLAN DESIGNATION: OLD TOWN DISTRICT
ZONING: SF-15 SINGLE FAMILY

HPA TEXAS SUB 2017-1 LLC
ABS 147 COLLIN COUNTY
SCHOOL LAND #12 SURVEY,
SHEET 7, TRACT 52, 0.35 ACS
INSTR# 20170705000876610

LAND USE: RESIDENTIAL SINGLE FAMILY
FUTURE PLAN DESIGNATION: OLD TOWN DISTRICT
ZONING: SF-15 SINGLE FAMILY

MILAM RICHARD CHARLES & STACY
ABS 147 COLLIN COUNTY SCHOOL
LAND #12 SURVEY, SHEET 7, TRACT 181, 0.35 ACS
INSTR # 19980512000477600, VOL. 4163, PG 1865

LAND USE: RESIDENTIAL SINGLE FAMILY
FUTURE PLAN DESIGNATION: OLD TOWN DISTRICT
ZONING: SF-15 SINGLE FAMILY

DALTON RUTH ROXANN & MICHAEL GLEN
ABS 147 COLLIN COUNTY SCHOOL
LAND #12 SURVEY, SHEET 7, TRACT 176, 0.321 ACS
VOL. 95-, PG 0025008

LAND USE: RESIDENTIAL SINGLE FAMILY
FUTURE PLAN DESIGNATION: OLD TOWN DISTRICT
ZONING: SF-15 SINGLE FAMILY

FLOODPLAIN NOTE

ACCORDING TO MAP NO. 48085C0235J, DATED JUNE 2, 2009 OF THE NATIONAL FLOOD INSURANCE PROGRAM MAP, FLOOD INSURANCE RATE MAP OF COLLIN COUNTY, TEXAS, FEDERAL EMERGENCY MANAGEMENT AGENCY, FEDERAL INSURANCE ADMINISTRATION, THIS PROPERTY IS WITHIN ZONE "X" (UNSHADED) AND IS NOT WITHIN A SPECIAL FLOOD HAZARD AREA.

SEVENTH STREET
ASPHALT PAVEMENT

675 673 672 671

POINT OF BEGINNING
1/2" IRF C.M.
CAPPED 1/2" IRF C.M.
22'±
24'±
CAPPED 1/2" IRF
1/2" IRF
1/2" IRF

MITCHELL ADDITION
LOT 3D, BLOCK 3
ZARATE MARIO M AND IVAN R TARANGO
JAMES JACKIE LADON ETAL
VOL 94, PG 0077456

LAND USE: RESIDENTIAL MANUFACTUREDE HOME
FUTURE PLAN DESIGNATION: OLD TOWN DISTRICT
ZONING: SF-15 SINGLE FAMILY

MITCHELL ADDITION
LOT 3E, BLOCK 3
JAMES NICKEY LYNN & ANTHONY JAMES
INSTRUMENT # 20130402000436050

LAND USE: VACANT RESIDENTIAL
FUTURE PLAN DESIGNATION: OLD TOWN DISTRICT
ZONING: SF-15 SINGLE FAMILY

MITCHELL ADDITION
LOT 3A, BLOCK 3
TEMPLIN E L

LAND USE: RESIDENTIAL/ VACANT COMMERCIAL
FUTURE PLAN DESIGNATION: OLD TOWN DISTRICT
ZONING: SF-15 SINGLE FAMILY

NORTH COLEMAN STREET
ASPHALT PAVEMENT

N3°41'38"W 83.47'

0.664 ACRES
J.W. CARPENTER
C.C. NO. 20081103001287310
104 SEVENTH ST.
1 STORY METAL BUILDING
0.664 ACRES

CALLED 0.510 ACRES
JAMES L. & JOANNE RUCKER
C.C. NO./93-0097845

LAND USE: RESIDENTIAL SINGLE FAMILY
FUTURE PLAN DESIGNATION: OLD TOWN DISTRICT
ZONING: SF-15 SINGLE FAMILY

20' ALLEY
GRASS

LOT 1
BLOCK ONE
PROSPER CENTRAL ADDITION
CABINET C, SLIDE 543

LAND USE: VACANT RESIDENTIAL LOT
FUTURE PLAN DESIGNATION: OLD TOWN DISTRICT
ZONING: SF-15 SINGLE FAMILY

LOT 2
BLOCK ONE
PROSPER CENTRAL ADDITION
CABINET C, SLIDE 543

LAND USE: RESIDENTIAL DUPLEX
FUTURE PLAN DESIGNATION: OLD TOWN DISTRICT
ZONING: SF-15 SINGLE FAMILY RESIDENTIAL

LOT 3
BLOCK ONE
PROSPER CENTRAL ADDITION
CABINET C, SLIDE 543

LAND USE: RESIDENTIAL DUPLEX
FUTURE PLAN DESIGNATION: OLD TOWN DISTRICT
ZONING: SF-15 SINGLE FAMILY RESIDENTIAL

PLOTTED BY: REGGIE SMITH
PLOT DATE: 7/8/2021 4:56 PM
LOCATION: Z:\PROJECTS\2018-014 CORNERSTONE PROSPER\CADD\EXHIBIT\SP-1 SUP EXHIBIT A.DWG
LAST SAVED: 7/8/2021 3:13 PM

104 E SEVENTH STREET

CASE NUMBERS:

Z21-0005

OWNER:
JEFF & CARA SORENSEN
2600 LAKEVIEW CT
PROSPER, TX 75078
CONTACT NAME: JEFF SORENSEN

APPLICANT:
CLAYMOORE ENGINEERING, INC.
1903 CENTRAL DRIVE, SUITE #406
BEDFORD, TX 76021
PH: 817.281.0572 CONTACT NAME: MATT MOORE

SURVEYOR:
SURDUKAN SURVEYING, INC.
P.O. BOX 126
ANNA, TEXAS 75409
PH: 972.924.8200 CONTACT NAME: DAVID J. SURDUKAN

LEGAL DESCRIPTION:
ABS A0147 COLLIN COUNTY SCHOOL LAND #12 SURVEY, SHEET 7, TRACT 80, .662 ACRES

CITY:	STATE:	
TOWN OF PROSPER	TEXAS	
COUNTY: COLLIN	SURVEY: COLLIN COUNTY SCHOOL LAND SURVEY	ABSTRACT NO.: 147

TEXAS REGISTRATION #14199
CLAYMOORE ENGINEERING
PHONE: 817.281.0572
WWW.CLAYMOORENG.COM
1903 CENTRAL DR. #406
BEDFORD, TX 76021

PRELIMINARY
FOR REVIEW ONLY
Not for construction purposes.
CLAYMOORE ENGINEERING
ENGINEERING AND PLANNING CONSULTANTS
Engineer, MATT MOORE
P.E. No. 95813 Date 03/19/2018

SORENSEN PROSPER
104 E 7TH ST.
CITY OF PROSPER, COLLIN COUNTY, TEXAS

No.	DATE	REVISION	BY

ZONING EXHIBIT A

DESIGN:	JAH
DRAWN:	JAH
CHECKED:	MAM
DATE:	04/27/2018

SHEET
EX. A

File No. 2018-014

CLAYMOORE ENGINEERING

EXHIBIT B – STATEMENT OF INTENT AND PURPOSE

March 22, 2021

Planning Dept.
City of Prosper
407 E. 1st St.
Prosper, Texas 75078

Re: PD Zoning Request
104 E Seventh Street
Letter of Intent

To whom it may concern,

Please let this letter serve as the Letter of Intent for the PD Zoning request associated with the proposed development located at 104 E Seventh Street. The subject tract is currently zoned SF-15. The proposed space is 6,312 square feet. The specific PD standards requested as part of this submittal are further detailed in Exhibit C attached.

Should you have any questions, please feel free to contact me.

Sincerely,

Claymoore Engineering, Inc.
301 S. Coleman, Suite 40
Prosper, TX 75078
817-281-0572

Thank you and please call if you have any comments or need additional information.

Sincerely,



Drew Donosky, P.E.

Z21-0005

EXHIBIT “C"

DEVELOPMENT STANDARDS

Conformance with the Town’s Zoning Ordinance and Subdivision Ordinance: Except as otherwise set forth in these Development Standards, the regulations of the Town’s Zoning Ordinance (Ordinance No. 05-20), as it exists or may be amended, and the Subdivision Ordinance, as it exists or may be amended, shall apply.

1. Except as noted below, the Tract shall continue to be used in accordance with the Downtown Office (DTO) District, as it exists or may be amended.

2. Development Plans
   A. Conceptual Site Plan: The tract shall continue to be used in general accordance with the attached concept plan, set forth in Exhibit D.
   B. Building Elevations: The tract shaft continue to be used in general accordance with the attached façade plans, set forth in Exhibit F.
   C. Landscape Plan: The tract shaft continue to be used in general accordance with the attached landscape plan, set forth in Exhibit G.

3. Uses. Uses shall be permitted in accordance with the Downtown Office (DTO) District.

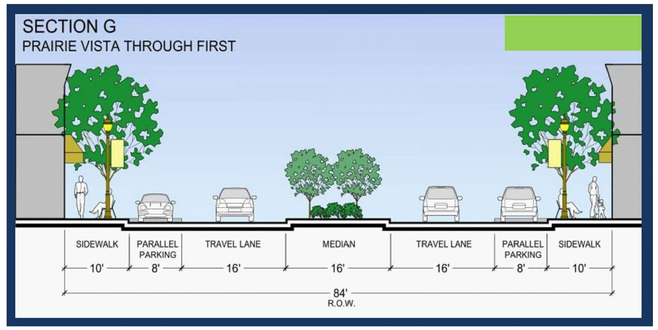

NORTH COLEMAN ULTIMATE BUILD SECTION

BEGINNING AT A 1/2" IRON ROD FOUND FOR CORNER IN THE SOUTH ROW LINE OF SEVENTH STREET, *SAID IRON ROD* BEING *AT THE NORTHEAST CORNER OF SAID 0.663* ACRE *TRACT;*

THENCE S 00°15 '13" *W A DISTANCE OF 139.67' TO A* 1/2" *IRON ROD FOUND FOR CORNER* IN THE *NORTH RIGHT OF WOY LINE OF A 20' ALLEY;*

THENCE S 89°58'30" W FOLLOWING THE NORTH ROW LINE OF SAID ALLEY A *DISTANCE OF 202.70' TO A* 1/2" *IRON ROD FOUND FOR CORNER* IN *THE* EAST *RIGHT OF WAY LINE OF NORTH* COLEMON *STREET;*

THENCE N 03°41'38" W FOLLOWING THE EAST ROW LINE OF NORTH COLEMAN STREET A DISTANCE OF 83.47' TO A CAPPED 1/2" *IRON ROD FOUND FOR CORNER;*

THENCE N 00°36' 17" W FOLLOWING THE EAST ROW LINE O F NORTH COLEMAN STREET A DISTANCE OF 56.47' TO A *CAPPED* 1/2" IRON *ROD FOUND FOR CORNER AT THE INTERSECTION OF THE EAST ROW LINE OF NORTH COLEMAN* STREET *AND* THE *SOUTH ROW* LINE *OF SAID* SEVENTH STREET;

THENCE DUE EAST A DISTANCE O F 209.29' TO THE POINT OF BEGINNING AND CONTAINING 28,909 SQUARE FEET OR 0.664 ACRES OF LAND.



VICINITY MAP
N.T.S.

GRAPHIC SCALE
20 0 10 20 40
1 inch = 20 ft.

LEGEND	
	PROPERTY BOUNDARY
	ADJACENT PROPERTY LINE

MITCHELL ADDITION (CPR)
BLOCK 5 AND 6, ALL LOTS
INSTR# 0174558
VOL. 5809, PG 5657

LAND USE: RESIDENTIAL/REAL COMMERCIAL
FUTURE PLAN DESIGNATION: OLD TOWN DISTRICT
ZONING: SF-15 SINGLE FAMILY

HPA TEXAS SUB 2017-1 LLC
ABS 147 COLLIN COUNTY
SCHOOL LAND #12 SURVEY,
SHEET 7, TRACT 52, 0.35 ACS
INSTR# 20170705000876610

LAND USE: RESIDENTIAL SINGLE FAMILY
FUTURE PLAN DESIGNATION: OLD TOWN DISTRICT
ZONING: SF-15 SINGLE FAMILY

MILAM RICHARD CHARLES & STACY
ABS 147 COLLIN COUNTY SCHOOL
LAND #12 SURVEY, SHEET 7, TRACT 181, 0.35 ACS
INSTR # 19980512000477600, VOL. 4163, PG 1865

LAND USE: RESIDENTIAL SINGLE FAMILY
FUTURE PLAN DESIGNATION: OLD TOWN DISTRICT
ZONING: SF-15 SINGLE FAMILY

DALTON RUTH ROXANN & MICHAEL GLEN
ABS 147 COLLIN COUNTY SCHOOL
LAND #12 SURVEY, SHEET 7, TRACT 176, 0.321 ACS
VOL. 95-, PG 0025008

LAND USE: RESIDENTIAL SINGLE FAMILY
FUTURE PLAN DESIGNATION: OLD TOWN DISTRICT
ZONING: SF-15 SINGLE FAMILY

FLOODPLAIN NOTE

ACCORDING TO MAP NO. 48085C0235H, DATED JUNE 2, 2009 OF THE NATIONAL FLOOD INSURANCE PROGRAM MAP, FLOOD INSURANCE RATE MAP OF COLLIN COUNTY, TEXAS, FEDERAL EMERGENCY MANAGEMENT AGENCY, FEDERAL INSURANCE ADMINISTRATION, THIS PROPERTY IS WITHIN ZONE "X" (UNSHADED) AND IS NOT WITHIN A SPECIAL FLOOD HAZARD AREA.

SEVENTH STREET

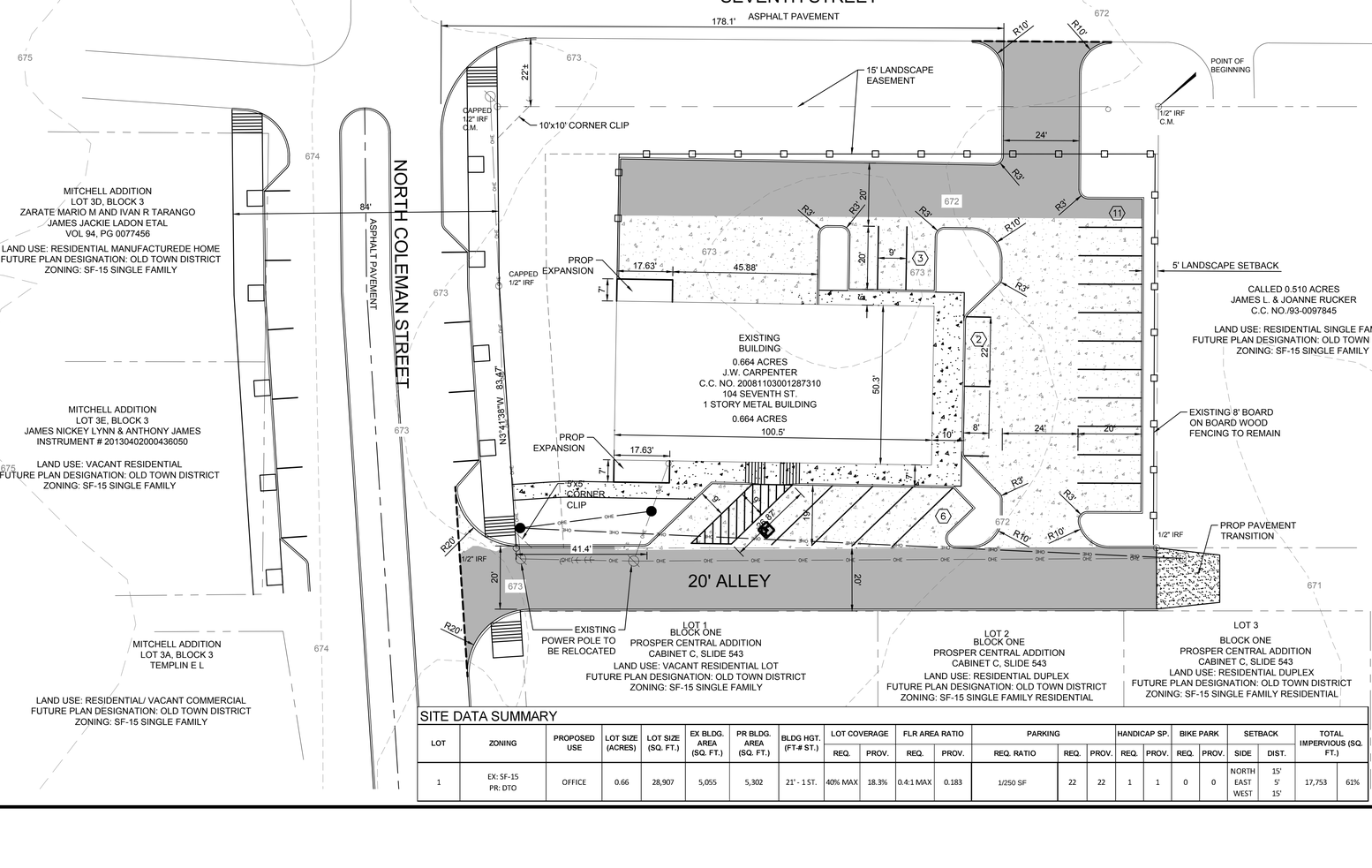

LEGEND	
	EXISTING CONCRETE PAVEMENT
	LIGHT DUTY CONCRETE PAVEMENT
	SIDEWALK PAVEMENT
	PROPOSED CONCRETE CURB AND GUTTER
	PROPERTY LINE
	COLEMAN ULTIMATE BUILD OUT

NOTE:
1. THE EXACT ALIGNMENT OF SEVENTH STREET WEST OF COLEMAN STREET TO BE DETERMINED WITH FUTURE DEVELOPMENT

EXISTING ZONING: SF-15 (0.664 AC)
PROPOSED ZONING: PD (DTO) (0.664 AC)

SITE DATA SUMMARY

LOT	ZONING	PROPOSED USE	LOT SIZE (ACRES)	LOT SIZE (SQ. FT.)	EX BLDG. AREA (SQ. FT.)	PR BLDG. AREA (SQ. FT.)	BLDG HGT. (FT-# ST.)	LOT COVERAGE		FLR AREA RATIO		PARKING			HANDICAP SP.		BIKE PARK		SETBACK		TOTAL IMPERVIOUS (SQ. FT.)	
								REQ.	PROV.	REQ.	PROV.	REQ. RATIO	REQ.	PROV.	REQ.	PROV.	REQ.	PROV.	SIDE	DIST.		
1	EX: SF-15 PR: DTO	OFFICE	0.66	28,907	5,055	5,302	21' - 1 ST.	40% MAX	18.3%	0.4:1 MAX	0.183	1/250 SF	22	22	1	1	0	0	NORTH EAST WEST	15' 5' 15'	17,753	61%

PLOTTED BY: REGGIE SMITH
PLOT DATE: 9/3/2021 3:02 PM
LOCATION: Z:\PROJECTS\2018-014 CORNERSTONE PROSPER\CADD\EXHIBIT\SP-1 SUP EXHIBIT D.DWG
LAST SAVED: 9/3/2021 1:00 PM

TEXAS REGISTRATION #14199
CLAYMOORE ENGINEERING
1903 CENTRAL DR, #406
BEDFORD, TX 76021
PHONE: 817.281.0572
WWW.CLAYMOORENG.COM

PRELIMINARY
FOR REVIEW ONLY
Not for construction purposes.
CLAYMOORE ENGINEERING
ENGINEERING AND PLANNING CONSULTANTS
Engineer: MATT MOORE
P.E. No. 98351 Date 9/3/2021

SORENSEN PROSPER
104 E 7TH ST.
CITY OF PROSPER, COLLIN COUNTY, TEXAS

No.	DATE	REVISION	BY

ZONING EXHIBIT D

104 E SEVENTH STREET

CASE NUMBERS:

Z21-0005

OWNER:
JEFF & CARA SORENSEN
2600 LAKEVIEW CT
PROSPER, TX 75078
CONTACT NAME: JEFF SORENSEN

APPLICANT:
CLAYMOORE ENGINEERING, INC.
1903 CENTRAL DRIVE, SUITE #406
BEDFORD, TX 76021
PH: 817.281.0572 CONTACT NAME: MATT MOORE

SURVEYOR:
SURDUKAN SURVEYING, INC.
P.O. BOX 126
ANNA, TEXAS 75409
PH: 972.924.8200 CONTACT NAME: DAVID J. SURDUKAN

LEGAL DESCRIPTION:
ABS A0147 COLLIN COUNTY SCHOOL LAND #12 SURVEY, SHEET 7, TRACT 80, .662 ACRES

CITY:	STATE:
TOWN OF PROSPER	TEXAS

COUNTY	SURVEY:	ABSTRACT NO.
COLLIN	COLLIN COUNTY SCHOOL LAND SURVEY	147

DESIGN:	JAH
DRAWN:	JAH
CHECKED:	MAM
DATE:	04/27/2018

SHEET
EX. D

File No. 2018-014

CLAY MOORE ENGINEERING

Exhibit E – 104 E Seventh Street Development Schedule

Below is an anticipated project schedule for the proposed 104 E. Seventh Street Development Schedule in accordance with the submittal checklist. This schedule is conceptual and subject to change based on permitting/entitlements. Once obtained, then the permitting approvals will start with the Town.

Zoning Submittal to Town – March 2021
Zoning Approval from Town – October 2021
Final Site Plan Submittal to Town – December 2021
Final Site Plan Approval from Town – January 2022
Submit Building Permit – February 2022
Final Engineering Approval from Town – February 2022
Building Permit Issuance – March 2022
Start Construction – March 2022
Construction Complete – October 2022

Thank you and please call if you have any comments or need additional information.

Sincerely,

Drew Donosky, P.E.

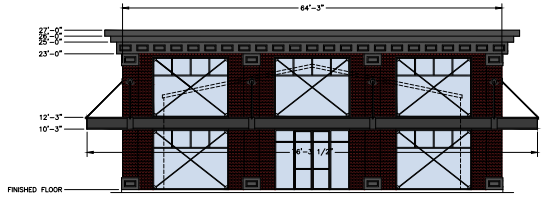

WEST (FRONT) ELEVATION
SCALE 1/8" = 1 FOOT

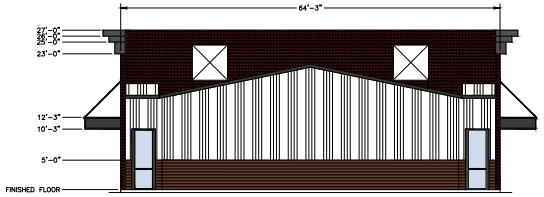

EAST ELEVATION
SCALE 1/8" = 1 FOOT

FACADE PLAN NOTES:

1. THIS FACADE PLAN IS FOR CONCEPTUAL PURPOSES ONLY. ALL BUILDING PLANS REQUIRE REVIEW AND APPROVAL FROM THE BUILDING INSPECTIONS DIVISION.
2. ALL MECHANICAL EQUIPMENT SHALL BE SCREENED FROM PUBLIC VIEW. ROOFTOP MOUNTED EQUIPMENT SHALL BE SCREENED BY A PARAPET WALL OR SCREENING WALL. SCREENING WALLS SHALL BE PER THE SPECIFICATIONS OF THE ZONING ORDINANCE.
3. WHEN PERMITTED, EXPOSED UTILITY BOXES AND CONDUITS SHALL BE PAINTED TO MATCH THE BUILDING.
4. ALL SIGNAGE AREAS AND LOCATIONS ARE SUBJECT TO THE BUILDING INSPECTIONS DIVISIONS.
5. WINDOWS SHALL HAVE A MAXIMUM EXTERIOR VISABLE REFLECTIVITY OF (10) PERCENT.
6. ANY DEVIATION FROM THE APPROVED FACADE PLAN WILL REQUIRE A RE-APPROVAL BY THE TOWN OF PROSPER

MATERIAL LEGEND:

- CLAY FIRED RED BRICK
- MEDIUM BROWN HARDWOOD WAINSCOTING
- CAST STONE OR STUCCO PAINTED SW #6258 TRICOR BLACK
- ALUMINUM COMPOSITE OR STEEL AWNING AND WINDOW ACCENTS PAINTED SW #6258 TRICOR BLACK
- EXISTING WHITE METAL SIDING (EXISTING TRIM TO BE PAINTED SW #6258 TRICOR BLACK)

MATERIAL CALCULATIONS:

ELEVATION	TOTAL AREA	GLAZING AREA	NET AREA	BRICK AREA	WAINSCOT AREA	EXISTING SIDING	CAST OR STUCCO	METAL AWNING
EAST	1755 SF	82 SF	1673 SF	564 SF 34%	273 SF 16%	792 SF 47%	20 SF 1%	24 SF 2%
WEST	1755 SF	780 SF	975 SF	501 SF 51%	0 SF 0%	0 SF 0%	321 SF 33%	153 SF 16%
NORTH	2285 SF	197 SF	2088 SF	174 SF 8%	418 SF 20%	1359 SF 65%	90 SF 5%	47 SF 2%
SOUTH	2285 SF	197 SF	2088 SF	174 SF 8%	418 SF 20%	1359 SF 65%	90 SF 5%	47 SF 2%

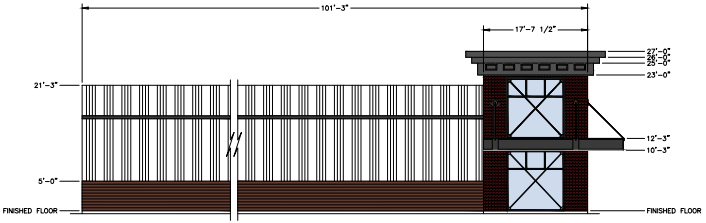

NORTH ELEVATION
SCALE 1/8" = 1 FOOT

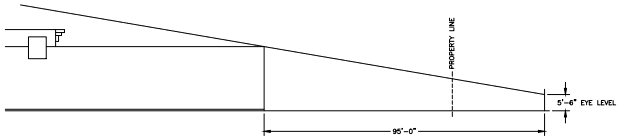

SITE LINE STUDY (TYP.) NORTH AND SOUTH
SCALE 1/86"=11'-0"

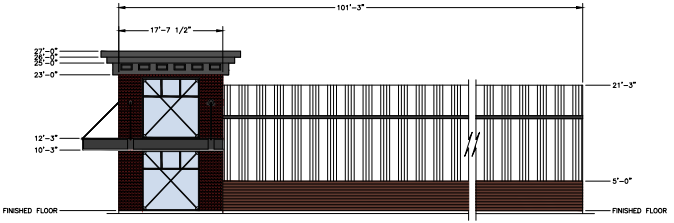

SOUTH ELEVATION
SCALE 1/8" = 1 FOOT

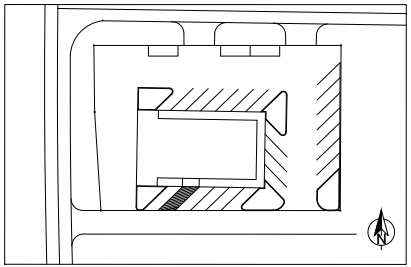

SITE PLAN

Ex. F

COLEMAN STREET
DOWNTOWN OFFICE, MIXED USE
OR PLAN DEVEOPMENT
LOT 80, BLOCK 7

CASE #: Z21-0005

OWNER
JEFF & CARA SORENSEN
2600 LAKEVIEW COURT
PROSPER, TX 75078
214-727-1075 / 469-556-9381

APPLICANT/ENGINEER
CLAYMOORE ENGINEERING, INC.
1903 CENTRAL DRIVE, SUITE #408
BEDFORD, TX 76021
972-924-8200

ARCHITECT

LEGAL DESCRIPTION
ABS A0147 COLLIN COUNTY SCHOOL LAND #12 SURVEY, SHEET 7, TRACT 80, .662 ACRES

CITY:	STATE:
TOWN OF PROSPER	TEXAS

COUNTY:	SURVEY:	ABSTRACT NO:
COLLIN	COLLIN COUNTY SCHOOL LAND SURVEY	147

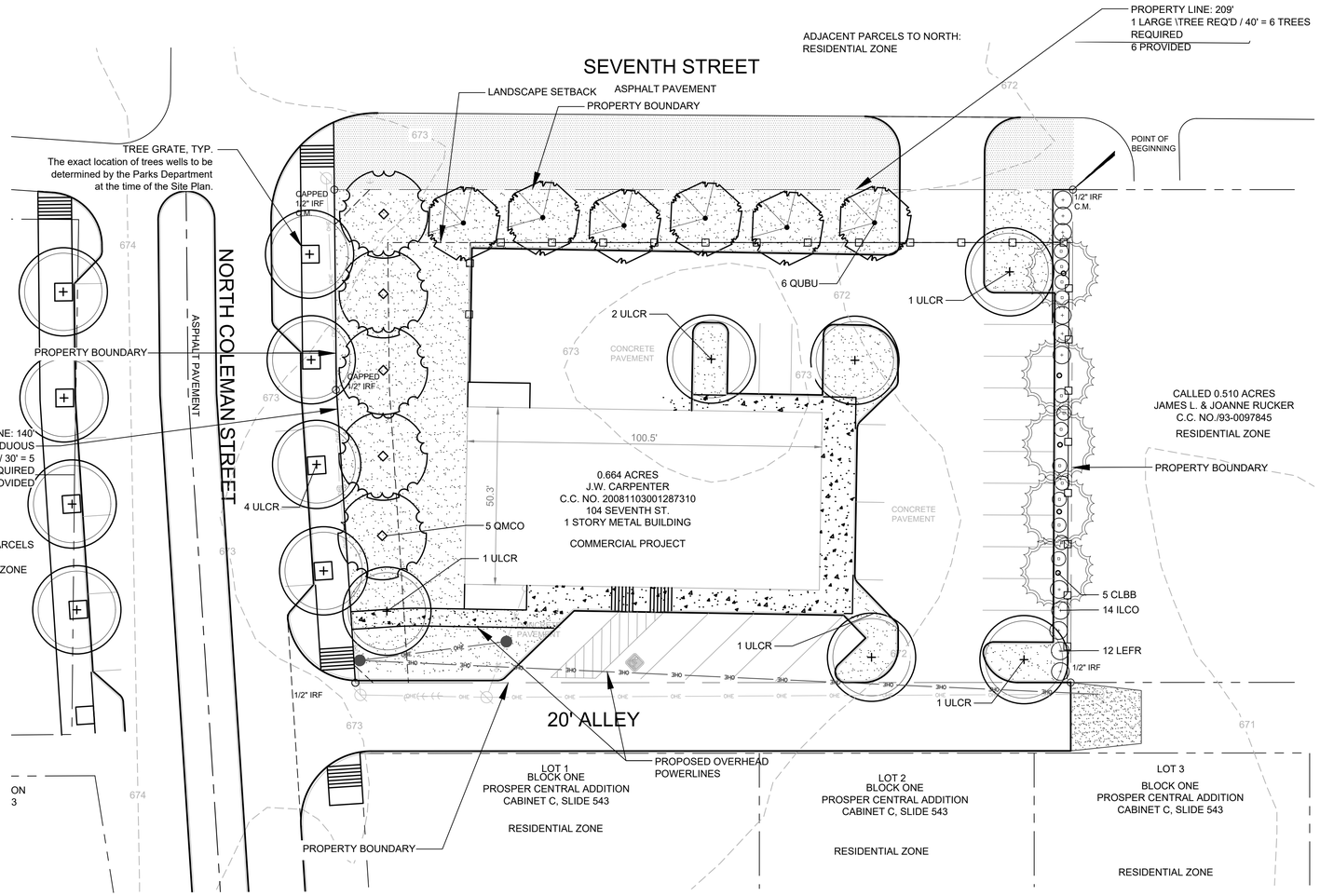

PLANTING SCHEDULE

SYMBOL	BOTANIC NAME	COMMON NAME	MIN. SIZE	SPACING	QUANTITY	REMARKS
TREES						
QMCO	Quercus muehlenbergii	Chinkapin Oak	3" cal., 7' min. high	Per plan	5	
QUBU	Quercus buckleyi	Texas Red Oak	3" cal., 7' min. high	Per plan	6	
ULCR	Ulmus crassifolia	Cedar Elm	3" cal., 7' min. high	Per plan	14	
CLBB	Chilopsis linearis 'Bubba'	Desert Willow	3" cal., 7' min. high	Per plan	5	

NOTE: ALL TREES SHALL BE CONTAINER-GROWN, CONTAINER SIZE AS APPROPRIATE FOR THE CALIPER SPECIFIED. SEE SPECIFICATIONS FOR PROPER ROOT QUALITY. PER GENERAL STANDARDS SECTION 2.5, A TREE'S CALIPER IS MEASURED 12" ABOVE NATURAL SOIL LEVEL.

SYMBOL	BOTANIC NAME	COMMON NAME	MIN. SIZE	SPACING	QUANTITY	REMARKS
SHRUBS AND PERENNIALS						
ILCO	Ilex cornuta 'Dwarf Burfordii'	Dwarf Burford Holly	#5 cont.	4' o.c.	22	24"-36" ht.
LEFR	Leucophyllum frutescens 'Green Cloud'	Green Cloud Texas Sage	#5 cont.	5' o.c.	39	24"-36" ht.

SYMBOL	BOTANIC NAME	COMMON NAME	MIN. SIZE	SPACING	QUANTITY	REMARKS
TURF						
	Cynodon 'Tifway 419'	Tifway Hybrid Bermuda Grass	Sod	- - -	- - -	

*MEDIAN TREES TO BE PLANTED ONCE MEDIAN IS COMPLETED

0' 10' 20' 40'
Scale 1" = 20'

LEGEND

EXISTING LANDSCAPING TO REMAIN. PROTECT DURING CONSTRUCTION. REPAIR ANY PORTIONS DAMAGED DURING CONSTRUCTION

LANDSCAPE CALCULATIONS

STREET FRONTAGE:

SEVENTH ST:	209 LF
LARGE 3" CALIPER TREES REQUIRED:	6 TREES (1 TREE/40 LF)
LARGE 3" CALIPER TREES PROVIDED:	6
N COLEMAN ST:	136 LF
LARGE 3" CALIPER TREES REQUIRED:	4 TREES (1 TREE/40 LF)
LARGE 3" CALIPER TREES PROVIDED:	4

MEDIAN PLANTINGS:

N COLEMAN ST:	136 LF
LARGE 3" CALIPER TREES REQUIRED:	2 TREES (1 TREE/70 LF)
LARGE 3" CALIPER TREES PROVIDED:	2

PARKING LOT

TOTAL PARKING SPACES:	22
REQUIRED INTERIOR LANDSCAPE AREA:	440 SF (20 SF / PARKING SPACE)
PROVIDED INTERIOR LANDSCAPE AREA:	1,290 SF

1 TREE PROVIDED AT THE TERMINUS OF EACH PARKING BAY
ADDITIONAL SHRUBS PROVIDED AS A SOLID LIVING SCREEN

PERIMETER LANDSCAPE

EAST PROPERTY LINE 138 LF

TREES REQUIRED (1 ORNAMENTAL TREE / 30 LF):	5
TREES PROVIDED:	5
SHRUBS REQUIRED (1 SHRUBS/15 LF):	9
SHRUBS PROVIDED:	24

MULCHES

AFTER ALL PLANTING IS COMPLETE, CONTRACTOR SHALL INSTALL 3" THICK LAYER OF 1" RIVER ROCK MULCH, BEIGE COLOR, IN ALL PLANTING AREAS (EXCEPT FOR TURF AND SEEDED AREAS). CONTRACTOR SHALL SUBMIT SAMPLES OF ALL MULCHES TO LANDSCAPE ARCHITECT AND OWNER FOR APPROVAL PRIOR TO CONSTRUCTION. ABSOLUTELY NO EXPOSED GROUND SHALL BE LEFT SHOWING ANYWHERE ON THE PROJECT AFTER MULCH HAS BEEN INSTALLED (SUBJECT TO THE CONDITIONS AND REQUIREMENTS OF THE "GENERAL GRADING AND PLANTING NOTES" AND SPECIFICATIONS).

PLANTING AND IRRIGATION GUARANTEE

THE LANDSCAPE CONTRACTOR SHALL GUARANTEE THAT ALL NEWLY INSTALLED AND EXISTING PLANTS SHALL SURVIVE FOR ONE YEAR AFTER FINAL OWNER ACCEPTANCE OF THE INSTALLATION WORK. THE CONTRACTOR SHALL ALSO BE RESPONSIBLE FOR APPROPRIATE WATER OF THE LANDSCAPE THROUGH INSTALLATION OF A PROPERLY DESIGNED IRRIGATION SYSTEM. THE OWNER SHALL APPROVE THE SYSTEM DESIGN BEFORE INSTALLATION OF PLANTS OR IRRIGATION.

CITY OF PROSPER STANDARD PLANTING NOTES

1. PLANT MATERIAL SHALL BE MEASURED AND SIZED ACCORDING TO THE LATEST EDITION OF THE TEXAS NURSERY & LANDSCAPE ASSOCIATION (TNLA) SPECIFICATIONS, GRADES AND STANDARDS.
2. ALL PLANT SUBSTITUTIONS ARE SUBJECT TO TOWN APPROVAL AND MUST BE SPECIFIED ON THE APPROVED LANDSCAPE PLAN.
3. ALL TURF AREAS TO BE ESTABLISHED PRIOR TO THE CERTIFICATE OF OCCUPANCY, UNLESS OTHERWISE APPROVED BY THE TOWN.
4. GROUND COVERS USED IN LIEU OF TURF GRASS MUST PROVIDE COVERAGE WITHIN ONE (1) YEAR OF PLANTING AND MAINTAIN ADEQUATE COVERAGE AS APPROVED BY THE TOWN.
5. TREES MUST BE PLANTING FOUR (4) FEET OR GREATER FROM CURBS, SIDEWALKS, UTILITY LINES, SCREENING WALLS, AND/OR OTHER HEALTHY ROOT GROWTH.
6. TREE PITS SHALL HAVE ROUGHENED SIDES AND BE TWO TO THREE TIMES WIDER THAN THE ROOT BALL OF THE TREE IN ORDER TO FACILITATE HEALTHY ROOT GROWTH.
7. TREE PITS SHALL BE TESTED FOR WATER PERCOLATION. IF WATER DOES NOT DRAIN OUT OF TREE PIT WITHIN A 24-HOUR PERIOD, THE CONTRACTOR SHALL PROVIDE BERMING, OR DEVICE ALTERNATIVE DRAINAGE.
8. TREES SHALL NOT BE PLANTED DEEPER THAN THE BASE OF THE "TRUNK FLARE".
9. THE TREE PIT SHALL BE BACKFILLED WITH NATIVE TOPSOIL FREE OF ROCK AND OTHER DEBRIS.
10. BURLAP, TWINE, AND WIRE BASKETS SHALL BE LOOSENED AND PULLED BACK FROM THE TRUNK OF TREE AS MUCH AS POSSIBLE.
11. TREES SHALL NOT BE WATERED TO EXCESS THAT RESULTS IN SOIL SATURATION. IF SOIL BECOMES SATURATED, THE WATERING SCHEDULE SHALL BE ADJUSTED TO ALLOW FOR DRAINAGE AND ABSORPTION OF THE EXCESS WATER.
12. A 3-4" LAYER OF MULCH SHALL BE PROVIDED AROUND THE BASE OF THE PLANTED TREE. THE MULCH SHALL BE PULLED BACK 1-2" FROM THE TRUNK OF THE TREE.
13. NO PERSON(S) OR ENTITY MAY USE IMPROPER OR MALICIOUS MAINTENANCE OR PRUNING TECHNIQUES WHICH WOULD LIKELY LEAD TO THE DEATH OF THE TREE. IMPROPER OR MALICIOUS TECHNIQUES INCLUDE, BUT ARE NOT LIMITED TO, TOPPING OR OTHER UNSYMMETRICAL TRIMMING OF TREES, TRIMMING TREES WITH A BACKHOE, OR USE OF FIRE OR POISON TO CAUSE THE DEATH OF A TREE.
14. TOPSOIL SHALL BE A MINIMUM OF EIGHT (8) INCHES IN DEPTH IN PLANTING AREAS. SOIL SHALL BE FREE OF STONES, ROOTS, AND CLODS AND ANY OTHER FOREIGN MATERIAL THAT IS NOT BENEFICIAL FOR PLANT GROWTH.
15. ALL PLANT BEDS SHALL BE TOP-DRESED WITH A MINIMUM OF THREE (3) INCHES OF MULCH.
16. TREES OVERHANGING WALKS AND PARKING AREAS SHALL HAVE A MINIMUM CLEAR TRUNK HEIGHT OF SEVEN (7) FEET. TREES OVERHANGING PUBLIC STREET PAVEMENT DRIVE AISLES AND FIRE LANES SHALL HAVE A MINIMUM CLEAR TRUNK HEIGHT OF FOURTEEN (14) FEET.
17. A VISIBILITY TRIANGLE MUST BE PROVIDED AT ALL INTERSECTIONS, WHERE SHRUBS ARE NOT TO EXCEED THIRTY (30) INCHES IN HEIGHT, AND TREES SHALL HAVE A MINIMUM CLEAR TRUNK HEIGHT OF NINE (9) FEET.
18. TREES PLANTED ON A SLOPE SHALL HAVE THE TREE WELL AT THE AVERAGE GRADE OF SLOPE.
19. NO SHRUBS SHALL BE PERMITTED WITHIN AREAS LESS THAN THREE (3) IN WIDTH. ALL BEDS LESS THAN THREE (3) FEET IN WIDTH SHALL BE GRASS, GROUNDCOVER, OR SOME TYPE OF FIXED PAVING.
20. THE OWNER, TENANT, AND/OR THEIR AGENTS, IF ANY, SHALL BE JOINTLY AND SEVERALLY RESPONSIBLE FOR THE MAINTENANCE, ESTABLISHMENT, AND PERMANENCE OF PLANT MATERIAL. ALL LANDSCAPING SHALL BE MAINTAINED IN A NEAT AND ORDERLY MANNER AT ALL TIMES. THIS SHALL INCLUDE, BUT NOT LIMITED TO, MOWING, EDGING, PRUNING, FERTILIZING, WATERING, AND OTHER ACTIVITIES NECESSARY FOR THE MAINTENANCE OF LANDSCAPED AREAS.
21. ALL PLANT MATERIAL SHALL BE MAINTAINED IN A HEALTHY AND GROWING CONDITION AS IS APPROPRIATE FOR THE SEASON OF THE YEAR. PLANT MATERIAL THAT IS DAMAGED, DESTROYED, OR REMOVED SHALL BE REPLACED WITH PLANT MATERIAL OF SIMILAR SIZE AND VARIETY WITHIN THIRTY (30) DAYS UNLESS OTHERWISE APPROVED BY THE TOWN OF PROSPER.
22. LANDSCAPE AND OPEN AREAS SHALL BE KEPT FREE OF TRASH, LITTER, AND WEEDS.
23. AN AUTOMATIC IRRIGATION SYSTEM SHALL BE PROVIDED TO IRRIGATE ALL LANDSCAPE AREAS. OVERSPRAY ON STREETS AND WALKS IS PROHIBITED. A PERMIT FROM THE BUILDING INSPECTION DIVISION IS REQUIRED FOR EACH IRRIGATION SYSTEM.
24. NO PLANT MATERIAL SHALL BE ALLOWED TO ENCROACH ON RIGHT-OF-WAY, SIDEWALKS, OR EASEMENTS TO THE EXTENT THAT THE VISION OR ROUTE OF TRAVEL FOR VEHICULAR, PEDESTRIAN, OR BICYCLE TRAFFIC IS IMPEDED.
25. NO PLANTING AREAS SHALL EXCEED 3:1 SLOPE (3 FT HORIZONTAL TO 1 FT VERTICAL).

EVERGREEN DESIGN GROUP
(800) 680-6630
15455 Dallas Pkwy., Ste 600
Addison, TX 75001
www.EvergreenDesignGroup.com

TEXAS REGISTRATION #14199
CLAY MOORE ENGINEERING
PHONE 817.281.0
WWW.CLAYMOOREENG.C
150 CENTRAL DR. #406
BEDFORD, TX 76021

REGISTERED LANDSCAPE ARCHITECT
ERIC M. SHEPLEY
3557
STATE OF TEXAS
09-03-2021

SORENSEN PROSPER
104 E 7TH ST.
CITY OF PROSPER, COLLIN COUNTY, TEXAS

No.	DATE	REVISION	BY

Ex. G

DESIGN: JMV
DRAWN: JMV
CHECKED: JMV
DATE: 03/21/2021

SHEET
LANDSCAPE PLANTING
LP-1

File No.

PLOTTED BY: ERIC SHEPLEY
PLOT DATE: 9/3/2021 3:01 PM
LOCATION: C:\USERS\ESHEP\DROPBOX (EDG)\EDG - SHARED\2021\SORENSON - PROSPER TX\SORENSON PROSPER TX LP-1 2021-09-03.DWG
LAST SAVED: 9/3/2021 1:39 PM

PLANTING SPECIFICATIONS

GENERAL

A. QUALIFICATIONS OF LANDSCAPE CONTRACTOR
   1. ALL LANDSCAPE WORK SHOWN ON THESE PLANS SHALL BE PERFORMED BY A SINGLE FIRM SPECIALIZING IN LANDSCAPE PLANTING.
   2. A LIST OF SUCCESSFULLY COMPLETED PROJECTS OF THIS TYPE, SIZE AND NATURE MAY BE REQUESTED BY THE OWNER FOR FURTHER QUALIFICATION MEASURES.
   3. THE LANDSCAPE CONTRACTOR SHALL HOLD A VALID NURSERY AND FLORAL CERTIFICATE ISSUED BY THE TEXAS DEPARTMENT OF AGRICULTURE, AS WELL AS OPERATE UNDER A COMMERCIAL PESTICIDE APPLICATOR LICENSE ISSUED BY EITHER THE TEXAS DEPARTMENT OF AGRICULTURE OR THE TEXAS STRUCTURAL PEST CONTROL BOARD.

B. SCOPE OF WORK
   1. WORK COVERED BY THESE SECTIONS INCLUDES THE FURNISHING AND PAYMENT OF ALL MATERIALS, LABOR, SERVICES, EQUIPMENT, LICENSES, TAXES AND ANY OTHER ITEMS THAT ARE NECESSARY FOR THE EXECUTION, INSTALLATION AND COMPLETION OF ALL WORK, SPECIFIED HEREIN AND / OR SHOWN ON THE LANDSCAPE PLANS, NOTES, AND DETAILS.
   2. ALL WORK SHALL BE PERFORMED IN ACCORDANCE WITH ALL APPLICABLE LAWS, CODES AND REGULATIONS REQUIRED BY AUTHORITIES HAVING JURISDICTION OVER SUCH WORK, INCLUDING ALL INSPECTIONS AND PERMITS REQUIRED BY FEDERAL, STATE AND LOCAL AUTHORITIES IN SUPPLY, TRANSPORTATION AND INSTALLATION OF MATERIALS.
   3. THE LANDSCAPE CONTRACTOR SHALL VERIFY THE LOCATION OF ALL UNDERGROUND UTILITY LINES (WATER, SEWER, ELECTRICAL, TELEPHONE, GAS, CABLE, TELEVISION, ETC.) PRIOR TO THE START OF ANY WORK.

PRODUCTS

A. ALL MANUFACTURED PRODUCTS SHALL BE NEW.
B. CONTAINER AND BALLED-AND-BURLAPPED PLANTS:
   1. FURNISH NURSERY-GROWN PLANTS COMPLYING WITH ANSI Z60.1-2014. PROVIDE WELL-SHAPED, FULLY BRANCHED, HEALTHY, VIGOROUS STOCK FREE OF DISEASE, INSECTS, EGGS, LARVAE, AND DEFECTS SUCH AS KNOTS, SUN SCALD, INJURIES, ABRASIONS, AND DISFIGUREMENT. ALL PLANTS WITHIN A SPECIES SHALL HAVE SIMILAR SIZE, AND SHALL BE OF A FORM TYPICAL FOR THE SPECIES. ALL TREES SHALL BE OBTAINED FROM SOURCES WITHIN 200 MILES OF THE PROJECT SITE, AND WITH SIMILAR CLIMACTIC CONDITIONS.
   2. ROOT SYSTEMS SHALL BE HEALTHY, DENSELY BRANCHED ROOT SYSTEMS, NON-POT-BOUND, FREE FROM ENCIRCLING AND/OR GIRDLING ROOTS, AND FREE FROM ANY OTHER ROOT DEFECTS (SUCH AS J-SHAPED ROOTS).
   3. TREES MAY BE PLANTED FROM CONTAINERS OR BALLED-AND-BURLAPPED (B&B), UNLESS SPECIFIED ON THE PLANTING LEGEND. BARE-ROOT TREES ARE NOT ACCEPTABLE.
   4. ANY PLANT DEEMED UNACCEPTABLE BY THE LANDSCAPE ARCHITECT OR OWNER SHALL BE IMMEDIATELY REMOVED FROM THE SITE AND SHALL BE REPLACED WITH AN ACCEPTBLE PLANT OF LIKE TYPE AND SIZE AT THE CONTRACTOR'S OWN EXPENSE. ANY PLANTS APPEARING TO BE UNHEALTHY, EVEN IF DETERMINED TO STILL BE ALIVE, SHALL NOT BE ACCEPTED. THE LANDSCAPE ARCHITECT AND OWNER SHALL BE THE SOLE JUDGES AS TO THE ACCEPTABILITY OF PLANT MATERIAL.
   5. ALL TREES SHALL BE STANDARD IN FORM, UNLESS OTHERWISE SPECIFIED. TREES WITH CENTRAL LEADERS WILL NOT BE ACCEPTED IF LEADER IS DAMAGED OR REMOVED. PRUNE ALL DAMAGED TWIGS AFTER PLANTING.
   6. CALIPER MEASUREMENTS FOR STANDARD (SINGLE TRUNK) TREES SHALL BE AS FOLLOWS: TWELVE INCHES ABOVE THE ROOT FLARE FOR TREES UP TO AND INCLUDING FOUR INCHES IN CALIPER, AND TWELVE INCHES ABOVE THE ROOT FLARE FOR TREES EXCEEDING FOUR INCHES IN CALIPER.
   7. MULTI-TRUNK TREES SHALL BE MEASURED BY THEIR OVERALL HEIGHT, MEASURED FROM THE TOP OF THE ROOT BALL. WHERE CALIPER MEASUREMENTS ARE USED, THE CALIPER SHALL BE CALCULATED AS ONE-HALF OF THE SUM OF THE CALIPER OF THE THREE LARGEST TRUNKS.
   8. ANY TREE OR SHRUB SHOWN TO HAVE EXCESS SOIL PLACED ON TOP OF THE ROOT BALL, SO THAT THE ROOT FLARE HAS BEEN COMPLETELY COVERED, SHALL BE REJECTED.
C. SOD: PROVIDE WELL-ROOTED SOD OF THE VARIETY NOTED ON THE PLANS. SOD SHALL BE CUT FROM HEALTHY, MATURE TURF WITH SOIL THICKNESS OF 3/4" TO 1". EACH PALLET OF SOD SHALL BE ACCOMPANIED BY A CERTIFICATE FROM SUPPLIER STATING THE COMPOSITION OF THE SOD.
D. TOPSOIL: SANDY TO CLAY LOAM TOPSOIL, FREE OF STONES LARGER THAN ½ INCH, FOREIGN MATTER, PLANTS, ROOTS, AND SEEDS.
E. COMPOST: WELL-COMPOSTED, STABLE, AND WEED-FREE ORGANIC MATTER, pH RANGE OF 5.5 TO 8; MOISTURE CONTENT 35 TO 55 PERCENT BY WEIGHT; 100 PERCENT PASSING THROUGH 3/4-INCH SIEVE; SOLUBLE SALT CONTENT OF 5 TO 10 DECISIEMENS/M; NOT EXCEEDING 0.5 PERCENT INERT CONTAMINANTS AND FREE OF SUBSTANCES TOXIC TO PLANTINGS. NO MANURE OR ANIMAL-BASED PRODUCTS SHALL BE USED.
F. FERTILIZER: GRANULAR FERTILIZER CONSISTING OF NITROGEN, PHOSPHORUS, POTASSIUM, AND OTHER NUTRIENTS IN PROPORTIONS, AMOUNTS, AND RELEASE RATES RECOMMENDED IN A SOIL REPORT FROM A QUALIFIED SOIL-TESTING AGENCY (SEE BELOW).
G. MULCH: SIZE AND TYPE AS INDICATED ON PLANS, FREE FROM DELETERIOUS MATERIALS AND SUITABLE AS A TOP DRESSING OF TREES AND SHRUBS.
H. TREE STAKING AND GUYING
   1. STAKES: 6' LONG GREEN METAL T-POSTS.
   2. GUY AND TIE WIRE: ASTM A 641, CLASS 1, GALVANIZED-STEEL WIRE, 2-STRAND, TWISTED, 0.106 INCH DIAMETER.
   3. STRAP CHAFING GUARD: REINFORCED NYLON OR CANVAS AT LEAST 1-1/2 INCH WIDE, WITH GROMMETS TO PROTECT TREE TRUNKS FROM DAMAGE.
I. STEEL EDGING: PROFESSIONAL STEEL EDGING, 14 GAUGE THICK X 4 INCHES WIDE, FACTORY PAINTED DARK GREEN. ACCEPTABLE MANUFACTURERS INCLUDE COL-MET OR APPROVED EQUAL.
J. PRE-EMERGENT HERBICIDES: ANY GRANULAR, NON-STAINING PRE-EMERGENT HERBICIDE THAT IS LABELED FOR THE SPECIFIC ORNAMENTALS OR TURF ON WHICH IT WILL BE UTILIZED. PRE-EMERGENT HERBICIDES SHALL BE APPLIED PER THE MANUFACTURER'S LABELED RATES.

METHODS

A. SOIL PREPARATION
   1. BEFORE STARTING WORK, THE LANDSCAPE CONTRACTOR SHALL VERIFY THAT THE GRADE OF ALL LANDSCAPE AREAS ARE WITHIN +/-0.1' OF FINISH GRADE. THE CONTRACTOR SHALL NOTIFY THE OWNER IMMEDIATELY SHOULD ANY DISCREPANCIES EXIST.
   2. SOIL TESTING:
      a. AFTER FINISH GRADES HAVE BEEN ESTABLISHED, CONTRACTOR SHALL HAVE SOIL SAMPLES FROM THE PROJECT'S LANDSCAPE AREAS TESTED BY AN ESTABLISHED SOIL TESTING LABORATORY. EACH SAMPLE SUBMITTED TO THE LAB SHALL CONTAIN NO LESS THAN ONE QUART OF SOIL, TAKEN FROM BETWEEN THE SOIL SURFACE AND 6" DEPTH. IF NO SAMPLE LOCATIONS ARE INDICATED ON THE PLANS, THE CONTRACTOR SHALL TAKE A MINIMUM OF THREE SAMPLES FROM VARIOUS REPRESENTATIVE LOCATIONS FOR TESTING.
      b. THE CONTRACTOR SHALL HAVE THE SOIL TESTING LABORATORY PROVIDE RESULTS FOR THE FOLLOWING: SOIL TEXTURAL CLASS, GENERAL SOIL FERTILITY, pH, ORGANIC MATTER CONTENT, SALT (CEC), LIME, SODIUM ADSORPTION RATIO (SAR) AND BORON CONTENT.
      c. THE CONTRACTOR SHALL ALSO SUBMIT THE PROJECT'S PLANT LIST TO THE LABORATORY ALONG WITH THE SOIL SAMPLES.
      d. THE SOIL REPORT PRODUCED BY THE LABORATORY SHALL CONTAIN RECOMMENDATIONS FOR THE FOLLOWING (AS APPROPRIATE): SEPARATE SOIL PREPARATION AND BACKFILL MIX RECOMMENDATIONS FOR GENERAL ORNAMENTAL PLANTS, XERIC PLANTS, TURF, AND NATIVE SEED, AS WELL AS PRE-PLANT FERTILIZER APPLICATIONS AND RECOMMENDATIONS FOR ANY OTHER SOIL RELATED ISSUES. THE REPORT SHALL ALSO PROVIDE A FERTILIZER PROGRAM FOR THE ESTABLISHMENT PERIOD AND FOR LONG-TERM MAINTENANCE.
   3. THE CONTRACTOR SHALL INSTALL SOIL AMENDMENTS AND FERTILIZERS PER THE SOILS REPORT RECOMMENDATIONS. ANY CHANGE IN COST DUE TO THE SOIL REPORT RECOMMENDATIONS, EITHER INCREASE OR DECREASE, SHALL BE SUBMITTED TO THE OWNER WITH THE REPORT.
   4. FOR BIDDING PURPOSES ONLY, THE SOIL PREPARATION SHALL CONSIST OF THE FOLLOWING:
      a. TURF: INCORPORATE THE FOLLOWING AMENDMENTS INTO THE TOP 8" OF SOIL BY MEANS OF ROTOTILLING AFTER CROSS-RIPPING:
         i. NITROGEN STABILIZED ORGANIC AMENDMENT - 4 CU. YDS. PER 1,000 S.F.
         ii. PREPLANT TURF FERTILIZER (10-20-10 OR SIMILAR, SLOW RELEASE, ORGANIC) - 15 LBS PER 1,000 S.F.
         iii. "CLAY BUSTER" OR EQUAL - USE MANUFACTURER'S RECOMMENDED RATE
      b. TREES, SHRUBS, AND PERENNIALS: INCORPORATE THE FOLLOWING AMENDMENTS INTO THE TOP 8" OF SOIL BY MEANS OF ROTOTILLING AFTER CROSS-RIPPING:
         i. NITROGEN STABILIZED ORGANIC AMENDMENT - 4 CU. YDS. PER 1,000 S.F.
         ii. 12-12-12 FERTILIZER (OR SIMILAR, ORGANIC, SLOW RELEASE) - 10 LBS. PER CU. YD.
         iii. "CLAY BUSTER" OR EQUAL - USE MANUFACTURER'S RECOMMENDED RATE
         iv. IRON SULPHATE - 2 LBS. PER CU. YD.
   5. IN THE CONTEXT OF THESE PLANS, NOTES, AND SPECIFICATIONS, "FINISH GRADE" REFERS TO THE FINAL ELEVATION OF THE SOIL SURFACE (NOT TOP OF MULCH) AS INDICATED ON THE GRADING PLANS.
      a. BEFORE STARTING WORK, THE LANDSCAPE CONTRACTOR SHALL VERIFY THAT THE ROUGH GRADES OF ALL LANDSCAPE AREAS ARE WITHIN +/-0.1' OF FINISH GRADE. SEE SPECIFICATIONS FOR MORE DETAILED INSTRUCTION ON TURF AREA AND PLANTING BED PREPARATION.
      b. CONSTRUCT AND MAINTAIN FINISH GRADES AS SHOWN ON GRADING PLANS, AND CONSTRUCT AND MAINTAIN SLOPES AS RECOMMENDED BY THE GEOTECHNICAL REPORT. ALL LANDSCAPE AREAS SHALL HAVE POSITIVE DRAINAGE AWAY FROM STRUCTURES AT THE MINIMUM SLOPE SPECIFIED IN THE REPORT AND ON THE GRADING PLANS, AND AREAS OF POTENTIAL PONDING SHALL BE REGRADED TO BLEND IN WITH THE SURROUNDING GRADES AND ELIMINATE PONDING POTENTIAL.
      c. THE LANDSCAPE CONTRACTOR SHALL DETERMINE WHETHER OR NOT THE EXPORT OF ANY SOIL WILL BE NEEDED, TAKING INTO ACCOUNT THE ROUGH GRADE PROVIDED, THE AMOUNT OF SOIL AMENDMENTS TO BE ADDED (**BASED ON A SOIL TEST**, PER SPECIFICATIONS), AND THE FINISH GRADES TO BE ESTABLISHED.
      d. ENSURE THAT THE FINISH GRADE IN SHRUB AREAS IMMEDIATELY ADJACENT TO WALKS AND OTHER WALKING SURFACES, AFTER INSTALLING SOIL AMENDMENTS, IS 3" BELOW THE ADJACENT FINISH SURFACE, IN ORDER TO ALLOW FOR PROPER MULCH DEPTH. TAPER THE SOIL SURFACE TO MEET FINISH GRADE, AS SPECIFIED ON THE GRADING PLANS, AT APPROXIMATELY 18" AWAY FROM THE WALKS.
      e. ENSURE THAT THE FINISH GRADE IN TURF AREAS IMMEDIATELY ADJACENT TO WALKS AND OTHER WALKING SURFACES, AFTER INSTALLING SOIL AMENDMENTS, IS 1" BELOW THE FINISH SURFACE OF THE WALKS. TAPER THE SOIL SURFACE TO MEET FINISH GRADE, AS SPECIFIED ON THE GRADING PLANS, AT APPROXIMATELY 18" AWAY FROM THE WALKS.
      f. SHOULD ANY CONFLICTS AND/OR DISCREPANCIES ARISE BETWEEN THE GRADING PLANS, GEOTECHNICAL REPORT, THESE NOTES AND PLANS, AND ACTUAL CONDITIONS, THE CONTRACTOR SHALL IMMEDIATELY BRING SUCH ITEMS TO THE ATTENTION OF THE LANDSCAPE ARCHITECT, GENERAL CONTRACTOR, AND OWNER.
   6. ONCE SOIL PREPARATION IS COMPLETE, THE LANDSCAPE CONTRACTOR SHALL ENSURE THAT THERE ARE NO DEBRIS, TRASH, OR STONES LARGER THAN 1" REMAINING IN THE TOP 6" OF SOIL.

B. SUBMITTALS
   1. THE CONTRACTOR SHALL PROVIDE SUBMITTALS AND SAMPLES, IF REQUIRED, TO THE LANDSCAPE ARCHITECT, AND RECEIVE APPROVAL IN WRITING FOR SUCH SUBMITTALS BEFORE WORK COMMENCES.
   2. SUBMITTALS SHALL INCLUDE PHOTOS OF PLANTS WITH A RULER OR MEASURING STICK FOR SCALE, PHOTOS OR SAMPLES OF ANY REQUIRED MULCHES, AND SOIL TEST RESULTS AND PREPARATION RECOMMENDATIONS FROM THE TESTING LAB (INCLUDING COMPOST AND FERTILIZER RATES AND TYPES, AND OTHER AMENDMENTS FOR TREE/SHRUB, TURF, AND SEED AREAS AS MAY BE APPROPRIATE).
   3. SUBMITTALS SHALL ALSO INCLUDE MANUFACTURER CUT SHEETS FOR PLANTING ACCESSORIES SUCH AS TREE STAKES AND TIES, EDGING, AND LANDSCAPE FABRICS (IF ANY).
   4. WHERE MULTIPLE ITEMS ARE SHOWN ON A PAGE, THE CONTRACTOR SHALL CLEARLY INDICATE THE ITEM BEING CONSIDERED.
C. GENERAL PLANTING
   1. REMOVE ALL NURSERY TAGS AND STAKES FROM PLANTS.
   2. EXCEPT IN AREAS TO BE PLANTED WITH ORNAMENTAL GRASSES, APPLY PRE-EMERGENT HERBICIDES AT THE MANUFACTURER'S RECOMMENDED RATE.
   3. TRENCHING NEAR EXISTING TREES:
      a. CONTRACTOR SHALL NOT DISTURB ROOTS 1-1/2" AND LARGER IN DIAMETER WITHIN THE CRITICAL ROOT ZONE (CRZ) OF EXISTING TREES, AND SHALL EXERCISE ALL POSSIBLE CARE AND PRECAUTIONS TO AVOID INJURY TO TREE ROOTS, TRUNKS, AND BRANCHES. THE CRZ IS DEFINED AS A CIRCULAR AREA EXTENDING OUTWARD FROM THE TREE TRUNK, WITH A RADIUS EQUAL TO 1' FOR EVERY 1" OF TRUNK DIAMETER-AT-BREAST-HEIGHT (4.5' ABOVE THE AVERAGE GRADE AT THE TRUNK).
      b. ALL EXCAVATION WITHIN THE CRZ SHALL BE PERFORMED USING HAND TOOLS. NO MACHINE EXCAVATION OR TRENCHING OF ANY KIND SHALL BE ALLOWED WITHIN THE CRZ.
      c. ALTER ALIGNMENT OF PIPE TO AVOID TREE ROOTS 1-1/2" AND LARGER IN DIAMETER. WHERE TREE ROOTS 1-1/2" AND LARGER IN DIAMETER ARE ENCOUNTERED IN THE FIELD, TUNNEL UNDER SUCH ROOTS. WRAP EXPOSED ROOTS WITH SEVERAL LAYERS OF BURLAP AND KEEP MOIST. CLOSE ALL TRENCHES WITHIN THE CANOPY DRIP LINES WITHIN 24 HOURS.
      d. ALL SEVERED ROOTS SHALL BE HAND PRUNED WITH SHARP TOOLS AND ALLOWED TO AIR-DRY. DO NOT USE ANY SORT OF SEALERS OR WOUND PAINTS.
D. TREE PLANTING
   1. TREE PLANTING HOLES SHALL BE EXCAVATED TO MINIMUM WIDTH OF TWO TIMES THE WIDTH OF THE ROOTBALL, AND TO A DEPTH EQUAL TO THE DEPTH OF THE ROOTBALL LESS TWO TO FOUR INCHES.
   2. SCARIFY THE SIDES AND BOTTOM OF THE PLANTING HOLE PRIOR TO THE PLACEMENT OF THE TREE. REMOVE ANY GLAZING THAT MAY HAVE BEEN CAUSED DURING THE EXCAVATION OF THE HOLE.
   3. FOR CONTAINER AND BOX TREES, TO REMOVE ANY POTENTIALLY GIRDLING ROOTS AND OTHER ROOT DEFECTS, THE CONTRACTOR SHALL SHAVE A 1" LAYER OFF OF THE SIDES AND BOTTOM OF THE ROOTBALL OF ALL TREES JUST BEFORE PLACING INTO THE PLANTING PIT. DO NOT "TEASE" ROOTS OUT FROM THE ROOTBALL.
   4. INSTALL THE TREE ON UNDISTURBED SUBGRADE SO THAT THE TOP OF THE ROOTBALL IS TWO TO FOUR INCHES ABOVE THE SURROUNDING GRADE
   5. BACKFILL THE TREE HOLE UTILIZING THE EXISTING TOPSOIL FROM ON-SITE. ROCKS LARGER THAN 1" DIA. AND ALL OTHER DEBRIS SHALL BE REMOVED FROM THE SOIL PRIOR TO THE BACKFILL. SHOULD ADDITIONAL SOIL BE REQUIRED TO ACCOMPLISH THIS TASK, USE STORED TOPSOIL FROM ON-SITE OR IMPORT ADDITIONAL TOPSOIL FROM OFF-SITE AT NO ADDITIONAL COST TO THE OWNER. IMPORTED TOPSOIL SHALL BE OF SIMILAR TEXTURAL CLASS AND COMPOSITION IN THE ON-SITE SOIL.
   6. TREES SHALL NOT BE STAKED UNLESS LOCAL CONDITIONS (SUCH AS HEAVY WINDS OR SLOPES) REQUIRE STAKES TO KEEP TREES UPRIGHT. SHOULD STAKING BE REQUIRED, THE TOTAL NUMBER OF TREE STAKES (BEYOND THE MINIMUMS LISTED BELOW) WILL BE LEFT TO THE LANDSCAPE CONTRACTOR'S DISCRETION. SHOULD ANY TREES FALL OR LEAN, THE LANDSCAPE CONTRACTOR SHALL STRAIGHTEN THE TREE, OR REPLACE IT SHOULD IT BECOME DAMAGED. TREE STAKING SHALL ADHERE TO THE FOLLOWING GUIDELINES:
      a. 1"-2" TREES — TWO STAKES PER TREE
      b. 2-1/2"-4" TREES — THREE STAKES PER TREE
      c. TREES OVER 4" CALIPER — GUY AS NEEDED
      d. MULTI-TRUNK TREES — THREE STAKES PER TREE MINIMUM, QUANTITY AND POSITIONS AS NEEDED TO STABILIZE THE TREE
   7. UPON COMPLETION OF PLANTING, CONSTRUCT AN EARTH WATERING BASIN AROUND THE TREE. COVER THE INTERIOR OF THE TREE RING WITH THE WEED BARRIER CLOTH AND TOPDRESS WITH MULCH (TYPE AND DEPTH PER PLANS).
E. SHRUB, PERENNIAL, AND GROUNDCOVER PLANTING
   1. DIG THE PLANTING HOLES TWICE AS WIDE AND 2" LESS DEEP THAN EACH PLANT'S ROOTBALL. INSTALL THE PLANT IN THE HOLE. BACKFILL AROUND THE PLANT WITH SOIL AMENDED PER SOIL TEST RECOMMENDATIONS.
   2. INSTALL THE WEED BARRIER CLOTH, OVERLAPPING IT AT THE ENDS. UTILIZE STEEL STAPLES TO KEEP THE WEED BARRIER CLOTH IN PLACE.
   3. WHEN PLANTING IS COMPLETE, INSTALL MULCH (TYPE AND DEPTH PER PLANS) OVER ALL PLANTING BEDS, COVERING THE ENTIRE PLANTING AREA.
F. SODDING
   1. SOD VARIETY TO BE AS SPECIFIED ON THE LANDSCAPE PLAN.
   2. LAY SOD WITHIN 24 HOURS FROM THE TIME OF STRIPPING. DO NOT LAY IF THE GROUND IS FROZEN.
   3. LAY THE SOD TO FORM A SOLID MASS WITH TIGHTLY FITTED JOINTS. BUTT ENDS AND SIDES OF SOD STRIPS - DO NOT OVERLAP. STAGGER STRIPS TO OFFSET JOINTS IN ADJACENT COURSES.
   4. ROLL THE SOD TO ENSURE GOOD CONTACT OF THE SOD'S ROOT SYSTEM WITH THE SOIL UNDERNEATH.
   5. WATER THE SOD THOROUGHLY WITH A FINE SPRAY IMMEDIATELY AFTER PLANTING TO OBTAIN AT LEAST SIX INCHES OF PENETRATION INTO THE SOIL BELOW THE SOD.
G. MULCH
   1. INSTALL MULCH TOPDRESSING, TYPE AND DEPTH PER MULCH NOTE, IN ALL PLANTING AREAS AND TREE RINGS.
   2. DO NOT INSTALL MULCH WITHIN 6" OF TREE ROOT FLARE AND WITHIN 24" OF HABITABLE STRUCTURES, EXCEPT AS MAY BE NOTED ON THESE PLANS. MULCH COVER WITHIN 6" OF CONCRETE WALKS AND CURBS SHALL NOT PROTRUDE ABOVE THE FINISH SURFACE OF THE WALKS AND CURBS. MULCH COVER WITHIN 12" OF WALLS SHALL BE AT LEAST 3" LOWER THAN THE TOP OF WALL.
H. CLEAN UP
   1. DURING LANDSCAPE PREPARATION AND PLANTING, KEEP ALL PAVEMENT CLEAN AND ALL WORK AREAS IN A NEAT, ORDERLY CONDITION.
   2. DISPOSED LEGALLY OF ALL EXCAVATED MATERIALS OFF THE PROJECT SITE.
I. INSPECTION AND ACCEPTANCE
   1. UPON COMPLETION OF THE WORK, THE LANDSCAPE CONTRACTOR SHALL PROVIDE THE SITE CLEAN, FREE OF DEBRIS AND TRASH, AND SUITABLE FOR USE AS INTENDED. THE LANDSCAPE CONTRACTOR SHALL THEN REQUEST AN INSPECTION BY THE OWNER TO DETERMINE FINAL ACCEPTABILITY.
   2. WHEN THE INSPECTED PLANTING WORK DOES NOT COMPLY WITH THE CONTRACT DOCUMENTS, THE LANDSCAPE CONTRACTOR SHALL REPLACE AND/OR REPAIR THE REJECTED WORK TO THE OWNER'S SATISFACTION WITHIN 24 HOURS.
   3. THE LANDSCAPE MAINTENANCE PERIOD WILL NOT COMMENCE UNTIL THE LANDSCAPE WORK HAS BEEN FINALLY ACCEPTED BY THE OWNER AND FOUND TO BE ACCEPTABLE. AT THAT TIME, A WRITTEN NOTICE OF FINAL ACCEPTANCE WILL BE ISSUED BY THE OWNER, AND THE MAINTENANCE AND GUARANTEE PERIODS WILL COMMENCE.
J. LANDSCAPE MAINTENANCE
   1. THE LANDSCAPE CONTRACTOR SHALL BE RESPONSIBLE FOR THE MAINTENANCE OF ALL WORK SHOWN ON THESE PLANS FOR 90 DAYS BEYOND FINAL ACCEPTANCE OF ALL LANDSCAPE WORK BY THE OWNER. LANDSCAPE MAINTENANCE SHALL INCLUDE WEEKLY SITE VISITS FOR THE FOLLOWING ACTIONS (AS APPROPRIATE): PROPER PRUNING, RESTAKING OF TREES, RESETTING OF PLANTS THAT HAVE SETTLED, MOWING AND AERATION OF LAWNS, WEEDING, RESEEDING AREAS WHICH HAVE NOT GERMINATED WELL, TREATING FOR INSECTS AND DISEASES,REPLACEMENT OF MULCH, REMOVAL OF LITTER, REPAIRS TO THE IRRIGATION SYSTEM DUE TO FAULTY PARTS AND/OR WORKMANSHIP, AND THE APPROPRIATE WATERING OF ALL PLANTINGS. THE LANDSCAPE CONTRACTOR SHALL MAINTAIN THE IRRIGATION SYSTEM IN PROPER WORKING ORDER, WITH SCHEDULING ADJUSTMENTS BY SEASON TO MAXIMIZE WATER CONSERVATION.
   2. SHOULD SEEDED AND/OR SODDED AREAS NOT BE COVERED BY AN AUTOMATIC IRRIGATION SYSTEM, THE LANDSCAPE CONTRACTOR SHALL BE RESPONSIBLE FOR WATERING THESE AREAS AND OBTAINING A FULL, HEALTHY STAND OF PLANTS AT NO ADDITIONAL COST TO THE OWNER.
   3. TO ACHIEVE FINAL ACCEPTANCE AT THE END OF THE MAINTENANCE PERIOD, ALL OF THE FOLLOWING CONDITIONS MUST OCCUR:
      a. THE LANDSCAPE SHALL SHOW ACTIVE, HEALTHY GROWTH (WITH EXCEPTIONS MADE FOR SEASONAL DORMANCY). ALL PLANTS NOT MEETING THIS CONDITION SHALL BE REJECTED AND REPLACED BY HEALTHY PLANT MATERIAL PRIOR TO FINAL ACCEPTANCE.
      b. ALL HARDSCAPE SHALL BE CLEANED PRIOR TO FINAL ACCEPTANCE.
      c. SODDED AREAS MUST BE ACTIVELY GROWING AND MUST REACH A MINIMUM HEIGHT OF 1 1/2 INCHES BEFORE FIRST MOWING. BARE AREAS LARGER THAN TWELVE SQUARE INCHES MUST BE RESODDED OR RESEEDED (AS APPROPRIATE) PRIOR TO FINAL ACCEPTANCE. ALL SODDED TURF SHALL BE NEATLY MOWED.
K. WARRANTY PERIOD, PLANT GUARANTEE AND REPLACEMENTS
   1. THE LANDSCAPE CONTRACTOR SHALL GUARANTEE ALL TREES, SHRUBS, PERENNIALS, SOD, AND IRRIGATION SYSTEMS FOR A PERIOD OF ONE YEAR FROM THE DATE OF THE OWNER'S FINAL ACCEPTANCE (90 DAYS FOR ANNUAL PLANTS). THE CONTRACTOR SHALL REPLACE, AT HIS OWN EXPENSE AND TO THE SATISFACTION OF THE OWNER, ANY PLANTS WHICH DIE IN THAT TIME, OR REPAIR ANY PORTIONS OF THE IRRIGATION SYSTEM WHICH OPERATE IMPROPERLY.
   2. AFTER THE INITIAL MAINTENANCE PERIOD AND DURING THE GUARANTEE PERIOD, THE LANDSCAPE CONTRACTOR SHALL ONLY BE RESPONSIBLE FOR REPLACEMENT OF PLANTS WHEN PLANT DEATH CANNOT BE ATTRIBUTED DIRECTLY TO OVERWATERING OR OTHER DAMAGE BY HUMAN ACTIONS.
L. PROVIDE A MINIMUM OF (2) COPIES OF RECORD DRAWINGS TO THE OWNER UPON COMPLETION OF WORK. A RECORD DRAWING IS A RECORD OF ALL CHANGES THAT OCCURRED IN THE FIELD AND THAT ARE DOCUMENTED THROUGH CHANGE ORDERS, ADDENDA, OR CONTRACTOR/CONSULTANT DRAWING MARKUPS.

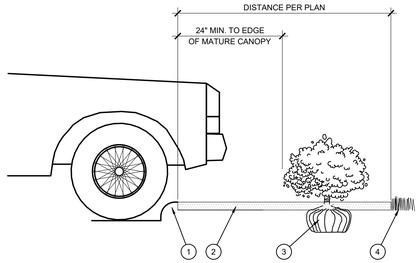

1. CURB.
2. MULCH LAYER.
3. PLANT.
4. TURF (WHERE SHOWN ON PLAN).

A PLANTING AT PARKING AREA
SCALE: NOT TO SCALE

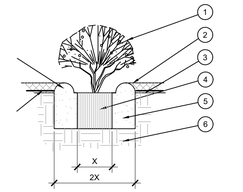

1. SHRUB, PERENNIAL, OR ORNAMENTAL GRASS.
2. MULCH, TYPE AND DEPTH PER PLANS. PLACE NO MORE THAN 1" OF MULCH WITHIN 6" OF PLANT CENTER.
3. FINISH GRADE.
4. ROOT BALL.
5. BACKFILL. AMEND AND FERTILIZE ONLY AS RECOMMENDED IN SOIL FERTILITY ANALYSIS.
6. UNDISTURBED NATIVE SOIL.
7. 3" HIGH EARTHEN WATERING BASIN.
8. WEED FABRIC UNDER MULCH.

B SHRUB AND PERENNIAL PLANTING
SCALE: NTS

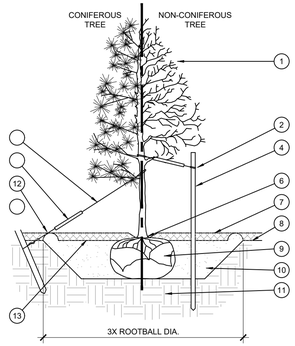

STAKING EXAMPLES (PLAN VIEW)

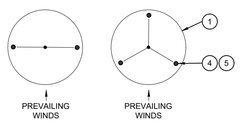

1. TREE CANOPY.
2. CINCH-TIES (24" BOX/2" CAL. TREES AND SMALLER) OR 12 GAUGE GALVANIZED WIRE WITH NYLON TREE STRAPS AT TREE AND STAKE (36" BOX/2.5" CAL. TREES AND LARGER). SECURE TIES OR STRAPS TO TRUNK JUST ABOVE LOWEST MAJOR BRANCHES.
3. 24" X 3/4" P.V.C. MARKERS OVER WIRES.
4. GREEN STEEL T-POSTS. EXTEND POSTS 12" MIN. INTO UNDISTURBED SOIL.
5. PRESSURE-TREATED WOOD DEADMAN, TWO PER TREE (MIN.). BURY OUTSIDE OF PLANTING PIT AND 18" MIN. INTO UNDISTURBED SOIL.
6. TRUNK FLARE.
7. MULCH, TYPE AND DEPTH PER PLANS. DO NOT PLACE MULCH WITHIN 6" OF TRUNK.
8. FINISH GRADE.
9. ROOT BALL.
10. BACKFILL. AMEND AND FERTILIZE ONLY AS RECOMMENDED IN SOIL FERTILITY ANALYSIS.
11. UNDISTURBED NATIVE SOIL.
12. 4" HIGH EARTHEN WATERING BASIN.
13. FINISH GRADE.

NOTES:
1. SCARIFY SIDES OF PLANTING PIT PRIOR TO SETTING TREE.
2. REMOVE EXCESS SOIL APPLIED ON TOP OF THE ROOTBALL THAT COVERS THE ROOT FLARE. THE PLANTING HOLE DEPTH SHALL BE SUCH THAT THE ROOTBALL RESTS ON UNDISTURBED SOIL, AND THE ROOT FLARE IS 2"-4" ABOVE FINISH GRADE.
3. FOR B&B TREES, CUT OFF BOTTOM 1/3 OF WIRE BASKET BEFORE PLACING TREE IN HOLE. CUT OFF AND REMOVE REMAINDER OF BASKET AFTER TREE IS SET IN HOLE. REMOVE ALL NYLON TIES, TWINE, ROPE, AND OTHER PACKING MATERIAL. REMOVE AS MUCH BURLAP FROM AROUND ROOTBALL AS IS PRACTICAL.
4. REMOVE ALL NURSERY STAKES AFTER PLANTING.
5. FOR TREES 36" BOX/2.5" CAL. AND LARGER, USE THREE STAKES OR DEADMEN (AS APPROPRIATE), SPACED EVENLY AROUND TREE.
6. STAKING SHALL BE TIGHT ENOUGH TO PREVENT TRUNK FROM BENDING, BUT LOOSE ENOUGH TO ALLOW SOME TRUNK MOVEMENT IN WIND.

C TREE PLANTING
SCALE: NOT TO SCALE

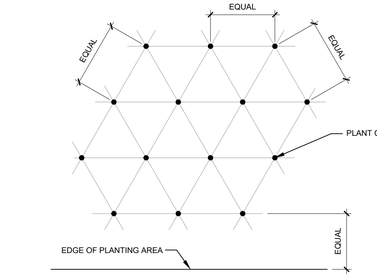

NOTE: ALL PLANTS SHALL BE PLANTED AT EQUAL TRIANGULAR SPACING (EXCEPT WHERE SHOWN ON PLANS AS INFORMAL GROUPINGS). REFER TO PLANT LEGEND FOR SPACING DISTANCE BETWEEN PLANTS.

1) STEP 1: DETERMINE TOTAL PLANTS FOR THE AREA WITH THE FOLLOWING FORMULA:
TOTAL AREA / AREA DIVIDER = TOTAL PLANTS

PLANT SPACING	AREA DIVIDER	PLANT SPACING	AREA DIVIDER
6"	0.22	18"	1.95
8"	0.39	24"	3.46
10"	0.60	30"	5.41
12"	0.87	36"	7.79
15"	1.35		

2) STEP 2: SUBTRACT THE ROW (S) OF PLANTS THAT WOULD OCCUR AT THE EDGE OF THE PLANTED AREA WITH THE FOLLOWING FORMULA: TOTAL PERIMETER LENGTH / PLANT SPACING = TOTAL PLANT SUBTRACTION

EXAMPLE: PLANTS AT 18" O.C. IN 100 SF PLANTING AREA, 40 LF PERIMETER
STEP 1: 100 SF/1.95 = 51 PLANTS
STEP 2: 51 PLANTS - (40 LF / 1.95 = 21 PLANTS) = 30 PLANTS TOTAL

D PLANT SPACING
SCALE: NTS

EVERGREEN DESIGN GROUP
(800) 680-6630
15455 Dallas Pkwy., Ste 600
Addison, TX 75001
www.EvergreenDesignGroup.com

TEXAS REGISTRATION #14199
CLAY MOORE ENGIN

PLANNING

Prosper is a place where everyone matters.

To: **Mayor and Town Council**

From: **Alex Glushko, AICP, Planning Manager**

Through: **Harlan Jefferson, Town Manager**
Rebecca Zook, P.E., Executive Director of Development & Infrastructure Services
Khara Dodds, AICP, Director of Development Services

Re: **Town Council Meeting – October 12, 2021**

Agenda Item:
Consider and act upon authorizing the Town Manager to execute a Development Agreement between Jeff and Cara Sorensen, and the Town of Prosper, Texas, related to 104 E. Seventh Street.

Description of Agenda Item:
On September 28, 2021, the Town Council approved a zoning request Z21-0005 by a vote of 7-0, subject to the approval of a Development Agreement, including, but not limited to, right-of-way and/or easement dedication, and architectural building materials.. A Development Agreement has been prepared accordingly.

Legal Obligations and Review:
Town Attorney, Terrence Welch of Brown & Hofmeister, L.L.P., has reviewed the agreement as to form and legality.

Attached Documents:
1. Development Agreement
2. Exhibits

Staff Recommendation:
Staff recommends the Town Council authorize the Town Manager to execute a Development Agreement between Jeff and Cara Sorensen, and the Town of Prosper, Texas, including, but not limited to, right-of-way and/or easement dedication, and architectural building materials, related to 104 E. Seventh Street.

Proposed Motion:
I move to authorize the Town Manager to execute a Development Agreement between Jeff and Cara Sorensen, and the Town of Prosper, Texas, related to 104 E. Seventh Street.

DEVELOPMENT AGREEMENT

THIS DEVELOPMENT AGREEMENT ("Agreement") is entered into by and between the **TOWN OF PROSPER, TEXAS** ("Town"), and **JEFF AND CARA SORENSEN** (collectively, "Owner") (individually, a "Party" and collectively, the "Parties") to be effective (the "Effective Date") on the latest date executed by a Party.

WHEREAS, the Town is a home-rule municipal corporation, located in Collin County and Denton County, Texas, organized and existing under the laws of the State of Texas; and

WHEREAS, Owner owns an approximate 0.7-acre tract of land located at 104 E. 7th Street in the Town (the "Property"), a legal description and a depiction of which is attached hereto as Exhibit A and incorporated by reference; and

WHEREAS, the foregoing Property was rezoned by the Town Council on or about September 28, 2021, and this Agreement seeks to incorporate, in part, the negotiated and agreed upon development standards contained in the underlying zoning ordinance, as may be amended, and/or this Development Agreement, to recognize Owner's reasonable investment-backed expectations in the Development, as may be amended, and as more fully described herein.

NOW, THEREFORE, in consideration of the foregoing premises, and for other good and valuable consideration the receipt and adequacy of which are hereby acknowledged, the Parties to this Agreement agree as follows:

1. Development Standards. For any structure either built or any structure converted on the Property following the Effective Date, it shall comply with the building elevations and materials requirements contained in Exhibit B, attached hereto and incorporated by reference. The Parties agree and acknowledge that the provisions of this Paragraph shall apply to any structure constructed or converted subsequent to the execution of this Agreement. Nothing in this Agreement shall be deemed to modify or otherwise amend any zoning regulation duly adopted by the Town, previously or in the future.

2. Covenant Running with the Land. The terms, conditions, rights, obligations, benefits, covenants and restrictions of the provisions of this Agreement shall be deemed covenants running with the land, and shall be binding upon and inure to the benefit of the Owner and its heirs, representatives, successors and assigns. This Agreement shall be deemed to be incorporated into each deed and conveyance of the Property or any portion thereof hereafter made by any other owners of the Property, regardless of whether this Agreement is expressly referenced therein.

3. Applicability of Town Ordinances. Owner shall develop the Property, and construct/convert all structures on the Property, in accordance with all applicable Town ordinances and building/construction codes.

4**.** **Default**. No Party shall be in default under this Agreement until notice of the alleged failure of such Party to perform has been given (which notice shall set forth in reasonable detail the nature of the alleged failure) and until such Party has been given a reasonable time to cure the alleged failure (such reasonable time determined based on the nature of the alleged failure, but in no event less than thirty (30) days after written notice of the alleged failure has been given). In addition, no Party shall be in default under this Agreement if, within the applicable cure period, the Party to whom the notice was given begins performance and thereafter diligently and continuously pursues performance until the alleged failure has been cured. If either Party is in default under this Agreement, the other Party shall have the right to enforce the Agreement in accordance with applicable law, provided, however, in no event shall any Party be liable for consequential or punitive damages.

5. **Venue**. This Agreement shall be governed by and construed in accordance with the laws of the State of Texas, and all obligations of the parties created hereunder are performable in Collin County, Texas. Exclusive venue for any action arising under this Agreement shall lie in Collin County, Texas.

6. **Notice**. Any notices required or permitted to be given hereunder (each, a "Notice") shall be given by certified or registered mail, return receipt requested, to the addresses set forth below or to such other single address as either party hereto shall notify the other:

If to the Town: The Town of Prosper
250 W. First Street
P.O. Box 307
Prosper, Texas 75078
Attention: Town Manager

If to Owner: Jeff and Cara Sorensen
2600 Lakeview Court
Prosper, Texas 75078

7. **Prevailing Party**. In the event any person initiates or defends any legal action or proceeding to enforce or interpret any of the terms of this Agreement, the prevailing party in any such action or proceeding shall be entitled to recover its reasonable costs and attorney's fees (including its reasonable costs and attorney's fees on any appeal).

8. **Entire Agreement.** This Agreement contains the entire agreement between the Parties hereto with respect to development of the Property and supersedes all prior agreements, oral or written, with respect to the subject matter hereof. The provisions of this Agreement shall be construed as a whole and not strictly for or against any Party.

9. Savings/Severability. In the event any provision of this Agreement shall be determined by any court of competent jurisdiction to be invalid or unenforceable, the Agreement shall, to the extent reasonably possible, remain in force as to the balance of its provisions as if such invalid provision were not a part hereof.

10. Binding Agreement. A telecopied facsimile of a duly executed counterpart of this Agreement shall be sufficient to evidence the binding agreement of each party to the terms herein, including without limitation a scanned copy sent via electronic mail by either Party.

11. Authority to Execute. This Agreement shall become a binding obligation on the Parties upon execution by all Parties hereto. The Town warrants and represents that the individual executing this Agreement on behalf of the Town has full authority to execute this Agreement and bind the Town to the same. Owner warrants and represents that the individual(s) executing this Agreement on behalf of Owner has full authority to execute this Agreement and bind Owner to the same. The Town Council hereby authorizes the Town Manager of the Town to execute this Agreement on behalf of the Town.

12. Filing in Deed Records. This Agreement, and any and all subsequent amendments to this Agreement, shall be filed in the deed records of Collin County, Texas.

13. Mediation. In the event of any disagreement or conflict concerning the interpretation of this Agreement, and such disagreement cannot be resolved by the signatories hereto, the signatories agree to submit such disagreement to nonbinding mediation.

14. Notification of Sale or Transfer; Assignment of Agreement. Owner shall notify the Town in writing of any sale or transfer of all or any portion of the Property, within ten (10) business days of such sale or transfer. Owner has the right (from time to time without the consent of the Town, but upon written notice to the Town) to assign this Agreement, in whole or in part, and including any obligation, right, title, or interest of Owner under this Agreement, to any person or entity (an "Assignee") that is or will become an owner of any portion of the Property or that is an entity that is controlled by or under common control with Owner. Each assignment shall be in writing executed by Owner and the Assignee and shall obligate the Assignee to be bound by this Agreement. A copy of each assignment shall be provided to the Town within ten (10) business days after execution. Provided that the successor owner assumes the liabilities, responsibilities, and obligations of the assignor under this Agreement, the assigning party will be released from any rights and obligations under this Agreement as to the Property that is the subject of such assignment, effective upon receipt of the assignment by the Town. No assignment by Owner shall release Owner from any liability that resulted from an act or omission by Owner that occurred prior to the effective date of the assignment. Owner shall maintain true and correct copies of all assignments made by Owner to Assignees, including a copy of each executed assignment and the Assignee's Notice information.

15. **Sovereign Immunity**. The Parties agree that the Town has not waived its sovereign immunity from suit by entering into and performing its obligations under this Agreement.

16. **Effect of Recitals**. The recitals contained in this Agreement: (a) are true and correct as of the Effective Date; (b) form the basis upon which the Parties negotiated and entered into this Agreement; (c) are legislative findings of the Town Council; and (d) reflect the final intent of the Parties with regard to the subject matter of this Agreement. In the event it becomes necessary to interpret any provision of this Agreement, the intent of the Parties, as evidenced by the recitals, shall be taken into consideration and, to the maximum extent possible, given full effect. The Parties have relied upon the recitals as part of the consideration for entering into this Agreement and, but for the intent of the Parties reflected by the recitals, would not have entered into this Agreement.

17. **Consideration**. This Agreement is executed by the parties hereto without coercion or duress and for substantial consideration, the sufficiency of which is forever confessed.

18. **Counterparts**. This Agreement may be executed in a number of identical counterparts, each of which shall be deemed an original for all purposes. A facsimile signature will also be deemed to constitute an original.

19. **Amendment**. This Agreement shall not be modified or amended except in writing signed by the Parties. A copy of each amendment to this Agreement, when fully executed and recorded, shall be provided to each Party, Assignee and successor owner of all or any part of the Property; however, the failure to provide such copies shall not affect the validity of any amendment.

20. **Miscellaneous Drafting Provisions**. This Agreement shall be deemed drafted equally by all Parties hereto. The language of all parts of this Agreement shall be construed as a whole according to its fair meaning, and any presumption or principle that the language herein is to be construed against any Party shall not apply.

IN WITNESS WHEREOF, the parties hereto have caused this document to be executed as of the date referenced herein.

TOWN:

THE TOWN OF PROSPER, TEXAS

By: _____
Name: Harlan Jefferson
Title: Town Manager, Town of Prosper

STATE OF TEXAS)
)
COUNTY OF COLLIN)

This instrument was acknowledged before me on the ___ day of _____, 2021, by Harlan Jefferson, Town Manager of the Town of Prosper, Texas, on behalf of the Town of Prosper, Texas.

_____
Notary Public, State of Texas
My Commission Expires: _____

OWNER:

JEFF AMD CARA SORENSEN

By: _____
Name: Jeff Sorensen

STATE OF TEXAS)
)
COUNTY OF COLLIN)

This instrument was acknowledged before me on the ___ day of _____, 2021, by Jeff Sorensen, known to be the person whose name is subscribed to the foregoing instrument, and that he executed the same on behalf of and as the act of Owner.

_____
Notary Public, State of Texas
My Commission Expires: _____

By: _____
Name: Cara Sorensen

STATE OF TEXAS)
)
COUNTY OF COLLIN)

This instrument was acknowledged before me on the ___ day of _____, 2021, by Cara Sorensen, known to be the person whose name is subscribed to the foregoing instrument, and that she executed the same on behalf of and as the act of Owner.

_____
Notary Public, State of Texas
My Commission Expires: _____

EXHIBIT A

(Property Legal Description and Depiction)

EXHIBIT B

(Building Elevations and Materials)

EXISTING ZONING: SF-15 (0.664 AC)
PROPOSED ZONING: PD (DTO) (0.664 AC)

BEGINNING AT A 1/2" IRON ROD FOUND FOR CORNER IN THE SOUTH ROW LINE OF SEVENTH STREET, *SAID IRON ROD* BEING *AT THE NORTHEAST CORNER OF SAID 0.663* ACRE *TRACT;*

THENCE S 00°15 '13" *W A DISTANCE OF 139.67' TO* A 1/2" *IRON ROD FOUND FOR CORNER* IN THE *NORTH RIGHT OF WOY LINE OF A 20' ALLEY;*

THENCE S 89°58'30" W FOLLOWING THE NORTH ROW LINE OF SAID ALLEY A *DISTANCE OF 202.70' TO* A 1/2" *IRON ROD FOUND FOR CORNER* IN *THE* EAST *RIGHT OF WAY LINE OF NORTH* COLEMON *STREET;*

THENCE N 03°41'38" W FOLLOWING THE EAST ROW LINE OF NORTH COLEMAN STREET A DISTANCE OF 83.47' TO A CAPPED 1/2" *IRON ROD FOUND FOR CORNER;*

THENCE N 00°36' 17" W FOLLOWING THE EAST ROW LINE O F NORTH COLEMAN STREET A DISTANCE OF 56.47' TO A *CAPPED* 1/2" IRON *ROD FOUND FOR CORNER AT THE INTERSECTION OF THE EAST ROW LINE OF NORTH COLEMAN* STREET *AND* THE *SOUTH ROW* LINE *OF SAID* SEVENTH STREET;

THENCE DUE EAST A DISTANCE O F 209.29' TO THE POINT OF BEGINNING AND CONTAINING 28,909 SQUARE FEET OR 0.664 ACRES OF LAND.

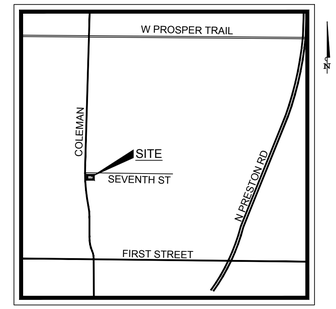

VICINITY MAP
N.T.S.

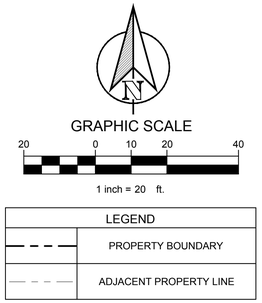

MITCHELL ADDITION (CPR)
BLOCK 5 AND 6, ALL LOTS
INSTR# 0174558
VOL. 5809, PG 5657

LAND USE: RESIDENTIAL/REAL COMMERCIAL
FUTURE PLAN DESIGNATION: OLD TOWN DISTRICT
ZONING: SF-15 SINGLE FAMILY

HPA TEXAS SUB 2017-1 LLC
ABS 147 COLLIN COUNTY
SCHOOL LAND #12 SURVEY,
SHEET 7, TRACT 52, 0.35 ACS
INSTR# 20170705000876610

LAND USE: RESIDENTIAL SINGLE FAMILY
FUTURE PLAN DESIGNATION: OLD TOWN DISTRICT
ZONING: SF-15 SINGLE FAMILY

MILAM RICHARD CHARLES & STACY
ABS 147 COLLIN COUNTY SCHOOL
LAND #12 SURVEY, SHEET 7, TRACT 181, 0.35 ACS
INSTR # 19980512000477600, VOL. 4163, PG 1865

LAND USE: RESIDENTIAL SINGLE FAMILY
FUTURE PLAN DESIGNATION: OLD TOWN DISTRICT
ZONING: SF-15 SINGLE FAMILY

DALTON RUTH ROXANN & MICHAEL GLEN
ABS 147 COLLIN COUNTY SCHOOL
LAND #12 SURVEY, SHEET 7, TRACT 176, 0.321 ACS
VOL. 95-, PG 0025008

LAND USE: RESIDENTIAL SINGLE FAMILY
FUTURE PLAN DESIGNATION: OLD TOWN DISTRICT
ZONING: SF-15 SINGLE FAMILY

FLOODPLAIN NOTE

ACCORDING TO MAP NO. 48085C0235J, DATED JUNE 2, 2009 OF THE NATIONAL FLOOD INSURANCE PROGRAM MAP, FLOOD INSURANCE RATE MAP OF COLLIN COUNTY, TEXAS, FEDERAL EMERGENCY MANAGEMENT AGENCY, FEDERAL INSURANCE ADMINISTRATION, THIS PROPERTY IS WITHIN ZONE "X" (UNSHADED) AND IS NOT WITHIN A SPECIAL FLOOD HAZARD AREA.

SEVENTH STREET
ASPHALT PAVEMENT

NORTH COLEMAN STREET
ASPHALT PAVEMENT

POINT OF BEGINNING
1/2" IRF C.M.
CAPPED 1/2" IRF C.M.
CAPPED 1/2" IRF
1/2" IRF
1/2" IRF
22'±
24'±
N3°41'38"W 83.47'
672
673
675
674
671

MITCHELL ADDITION
LOT 3D, BLOCK 3
ZARATE MARIO M AND IVAN R TARANGO
JAMES JACKIE LADON ETAL
VOL 94, PG 0077456

LAND USE: RESIDENTIAL MANUFACTUREDE HOME
FUTURE PLAN DESIGNATION: OLD TOWN DISTRICT
ZONING: SF-15 SINGLE FAMILY

MITCHELL ADDITION
LOT 3E, BLOCK 3
JAMES NICKEY LYNN & ANTHONY JAMES
INSTRUMENT # 20130402000436050

LAND USE: VACANT RESIDENTIAL
FUTURE PLAN DESIGNATION: OLD TOWN DISTRICT
ZONING: SF-15 SINGLE FAMILY

MITCHELL ADDITION
LOT 3A, BLOCK 3
TEMPLIN E L

LAND USE: RESIDENTIAL/ VACANT COMMERCIAL
FUTURE PLAN DESIGNATION: OLD TOWN DISTRICT
ZONING: SF-15 SINGLE FAMILY

0.664 ACRES
J.W. CARPENTER
C.C. NO. 20081103001287310
104 SEVENTH ST.
1 STORY METAL BUILDING

0.664 ACRES

CALLED 0.510 ACRES
JAMES L. & JOANNE RUCKER
C.C. NO./93-0097845

LAND USE: RESIDENTIAL SINGLE FAMILY
FUTURE PLAN DESIGNATION: OLD TOWN DISTRICT
ZONING: SF-15 SINGLE FAMILY

20' ALLEY
GRASS

LOT 1
BLOCK ONE
PROSPER CENTRAL ADDITION
CABINET C, SLIDE 543

LAND USE: VACANT RESIDENTIAL LOT
FUTURE PLAN DESIGNATION: OLD TOWN DISTRICT
ZONING: SF-15 SINGLE FAMILY

LOT 2
BLOCK ONE
PROSPER CENTRAL ADDITION
CABINET C, SLIDE 543

LAND USE: RESIDENTIAL DUPLEX
FUTURE PLAN DESIGNATION: OLD TOWN DISTRICT
ZONING: SF-15 SINGLE FAMILY RESIDENTIAL

LOT 3
BLOCK ONE
PROSPER CENTRAL ADDITION
CABINET C, SLIDE 543

LAND USE: RESIDENTIAL DUPLEX
FUTURE PLAN DESIGNATION: OLD TOWN DISTRICT
ZONING: SF-15 SINGLE FAMILY RESIDENTIAL

PLOTTED BY: REGGIE SMITH
PLOT DATE: 7/8/2021 4:56 PM
LOCATION: Z:\PROJECTS\2018-014 CORNERSTONE PROSPER\CADD\EXHIBIT\SP-1 SUP EXHIBIT A.DWG
LAST SAVED: 7/8/2021 3:13 PM

104 E SEVENTH STREET

OWNER:
JEFF & CARA SORENSEN
2600 LAKEVIEW CT
PROSPER, TX 75078
CONTACT NAME: JEFF SORENSEN

APPLICANT:
CLAYMOORE ENGINEERING, INC.
1903 CENTRAL DRIVE, SUITE #406
BEDFORD, TX 76021
PH: 817.281.0572 CONTACT NAME: MATT MOORE

SURVEYOR:
SURDUKAN SURVEYING, INC.
P.O. BOX 126
ANNA, TEXAS 75409
PH: 972.924.8200 CONTACT NAME: DAVID J. SURDUKAN

LEGAL DESCRIPTION:
ABS A0147 COLLIN COUNTY SCHOOL LAND #12 SURVEY, SHEET 7, TRACT 80, .662 ACRES

CITY:	STATE:
TOWN OF PROSPER	TEXAS

COUNTY	SURVEY:	ABSTRACT NO.
COLLIN	COLLIN COUNTY SCHOOL LAND SURVEY	147

TEXAS REGISTRATION #14199
CLAYMOORE ENGINEERING
1903 CENTRAL DR. #406
BEDFORD, TX 76021
PHONE: 817.281.0572
WWW.CLAYMOORENG.COM

PRELIMINARY
FOR REVIEW ONLY
Not for construction purposes.
CLAYMOORE ENGINEERING
ENGINEERING AND PLANNING CONSULTANTS
Engineer: MATT MOORE
P.E. No. 95813 Date 03/19/2018

SORENSEN PROSPER
104 E 7TH ST.
CITY OF PROSPER, COLLIN COUNTY, TEXAS

No.	DATE	REVISION	BY

EXHIBIT A

DESIGN:	JAH
DRAWN:	JAH
CHECKED:	MAM
DATE:	04/27/2018

SHEET
EX. A

File No. 2018-014

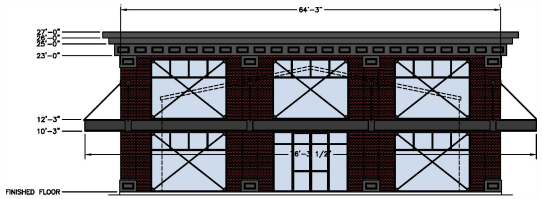

WEST (FRONT) ELEVATION
SCALE 1/8" = 1 FOOT

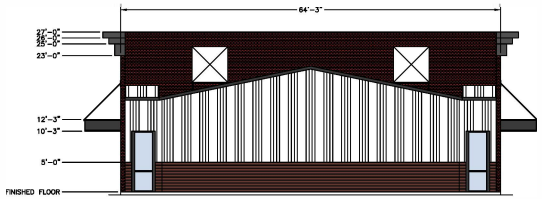

EAST ELEVATION
SCALE 1/8" = 1 FOOT

FACADE PLAN NOTES:

1. THIS FACADE PLAN IS FOR CONCEPTUAL PURPOSES ONLY. ALL BUILDING PLANS REQUIRE REVIEW AND APPROVAL FROM THE BUILDING INSPECTIONS DIVISION.
2. ALL MECHANICAL EQUIPMENT SHALL BE SCREENED FROM ROOFTOP MOUNTED EQUIPMENT SHALL BE SCREENED BY WALL OR SCREENING WALL. SCREENING WALLS SHALL BE SPECIFICATIONS OF THE ZONING ORDINANCE.
3. WHEN PERMITTED, EXPOSED UTILITY BOXES AND CONDUITS PAINTED TO MATCH THE BUILDING.
4. ALL SIGNAGE AREAS AND LOCATIONS ARE SUBJECT TO TH INSPECTIONS DIVISIONS.
5. WINDOWS SHALL HAVE A MAXIMUM EXTERIOR VISABLE REF (10) PERCENT.
6. ANY DEVIATION FROM THE APPROVED FACADE PLAN WILL REQUIRE A RE-APPROVAL BY THE TOWN OF PROSPER

MATERIAL LEGEND:

- CLAY FIRED RED BRICK
- MEDIUM BROWN HARDWOOD WAINSCOTING
- CAST STONE OR STUCCO PAINTED SW #6258 TRICOR BLACK
- ALUMINUM COMPOSITE OR STEEL AWNING AND WINDOW ACCENTS PAINTED SW #6258 TRICOR BLACK
- EXISTING WHITE METAL SIDING (EXISTING TRIM TO BE PAINTED SW #6258 TRICOR BLACK)

MATERIAL CALCULATIONS:

ELEVATION	TOTAL AREA	GLAZING AREA	NET AREA	BRICK AREA	WAINSCOT AREA	EXISTING SIDING	CAST OR STUCCO	METAL AWNING
EAST	1755 SF	82 SF	1673 SF	564 SF 34%	273 SF 16%	792 SF 47%	20 SF 1%	24 SF 2%
WEST	1755 SF	780 SF	975 SF	501 SF 51%	0 SF 0%	0 SF 0%	321 SF 33%	153 SF 16%
NORTH	2285 SF	197 SF	2088 SF	174 SF 8%	418 SF 20%	1359 SF 65%	90 SF 5%	47 SF 2%
SOUTH	2285 SF	197 SF	2088 SF	174 SF 8%	418 SF 20%	1359 SF 65%	90 SF 5%	47 SF 2%

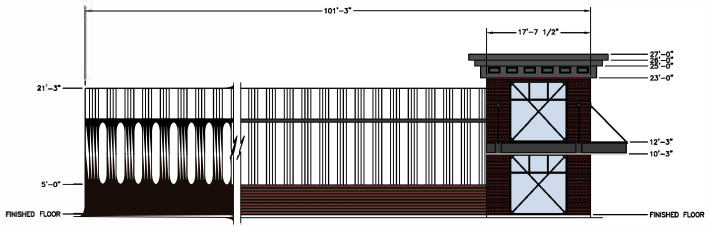

NORTH ELEVATION
SCALE 1/8" = 1 FOOT

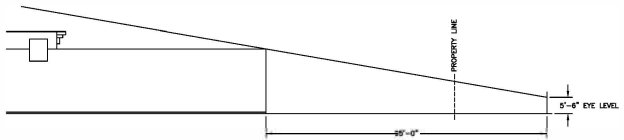

SITE LINE STUDY (TYP.) NORTH AND SOUTH
SCALE 1/8"=1'-0"

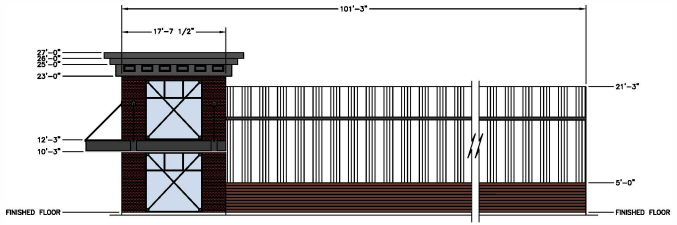

SOUTH ELEVATION
SCALE 1/8" = 1 FOOT

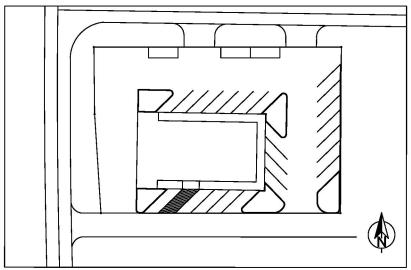

SITE PLAN

EX. B

COLEMAN STREET
DOWNTOWN OFFICE, MIXED USE
OR PLAN DEVEOPMENT
LOT 80, BLOCK 7

OWNER
JEFF & CARA SORENSEN
2800 LAKEVIEW COURT
PROSPER, TX 75078
214-727-1075 / 469-556-9381

APPLICANT/ENGINEER
CLAYMOORE ENGINEERING, INC.
1903 CENTRAL DRIVE, SUITE #408
BEDFORD, TX 76021
972-924-8200

LOT 80, BLOCK 7, TRACT
80, .662 ACRES

CITY:	STATE:
TOWN OF PROSPER	TEXAS
COUNTY:	SURVEY:
COLLIN	COLLIN COUNTY SCHOOL LAND SURVEY
ABSTRACT NO.	147

PLANNING

Prosper is a place where everyone matters.

To: **Mayor and Town Council**

From: **Alex Glushko, AICP, Planning Manager**

Through: **Harlan Jefferson, Town Manager**
Rebecca Zook, P.E., Executive Director of Development & Infrastructure Services
Khara Dodds, AICP, Director of Development Services

Re: **Town Council Meeting – October 12, 2021**

Agenda Item:

Consider and act upon whether to direct staff to submit a written notice of appeal on behalf of the Town Council to the Development Services Department, pursuant to Chapter 4, Section 1.5(C)(7) and 1.6(B)(7) of the Town's Zoning Ordinance, regarding action taken by the Planning & Zoning Commission on any Site Plan or Preliminary Site Plan, including Salad and Go and Whispering Farms Equestrian Center.

Description of Agenda Item:

Attached are the Site Plans that were acted on by the Planning & Zoning Commission at their October 5, 2021, meeting. Per the Zoning Ordinance, the Town Council has the ability to direct staff to submit a written notice of appeal on behalf of the Town Council to the Development Services Department for any Preliminary Site Plan or Site Plan acted on by the Planning & Zoning Commission.

Attached Documents:

1. Site Plan for Salad and Go (Windsong Marketplace)
2. Site Plan for Whispering Farms Equestrian Center

Town Staff Recommendation:

Town staff recommends the Town Council take no action on this item.

SITE DATA FOR SALAD AND GO PROPOSED DEVELOPMENT
HWY 380 AND FM 423
PROSPER, TEXAS 75208
DENTON COUNTY, TEXAS
WINDSONG RANCH MARKETPLACE - BLOCK A - LOT 7

GENERAL	
EXISTING ZONING:	PD-40 PLANNED DEVELOPMENT
FRONT SETBACK:	30 FEET
SIDE SETBACK:	5 FEET
REAR SETBACK:	5 FEET
TOTAL LOT AREA:	42,060 SQUARE FEET (0.97 AC)
EXISTING USE:	PARKING
PROPOSED BUILDING:	RESTAURANT, WITH DRIVE-THROUGH SERVICE ONLY
BUILDING AREA:	730 SQUARE FEET (0.017 AC)
FLOOR AREA RATIO:	0.03 : 1
PROPOSED BUILDING HEIGHT:	1 STORY - 20 FEET
PARKING RATIO:	1 SPACE / 100 SF BUILDING AREA
PARKING AREA:	2,485 SQUARE FEET
PARKING REQUIRED:	8 SPACES
PARKING PROVIDED:	12 SPACES
ADA PARKING REJIRED:	1 SPACE
ADA PARKING PROVIDED:	1 SPACE
QUEUING PROVIDED:	21 SPACES
STACKING (PICKUP TO MENU BOARD)	7 SPACES
STACKING (MENU BOARD TO ENTRANCE)	14 SPACES
LANDSCAPE/PERVIOUS AREA:	14,197 SQUARE FEET (0.33 AC)
LANDSCAPE AREA PERCENTAGE:	33.8%
IMPERVIOUS AREA:	27,863 SQUARE FEET (0.64 AC)
IMPERVIOUS AREA PERCENTAGE:	66.2%

SITE PLAN NOTES

ANY REVISION TO THIS PLAN WILL REQUIRE TOWN APPROVAL AND WILL REQUIRE REVISIONS TO ANY CORRESPONDING PLANS TO AVOID CONFLICTS BETWEEN PLANS.
1) DUMPSTERS AND TRASH COMPACTORS SHALL BE SCREENED PER THE ZONING ORDINANCE.
2) OPEN STORAGE, WHERE PERMITTED, SHALL BE SCREENED PER THE ZONING ORDINANCE.
3) OUTDOOR LIGHTING SHALL COMPLY WITH THE LIGHTING AND GLARE STANDARDS CONTAINED WITHIN THE ZONING ORDINANCE AND SUBDIVISION ORDINANCE.
4) LANDSCAPING SHALL CONFORM TO LANDSCAPE PLANS APPROVED BY THE TOWN.
5) ALL ELEVATIONS SHALL COMPLY WITH THE STANDARDS CONTAINED WITHIN THE ZONING ORDINANCE.
6) BUILDINGS OF 5,000 SQUARE FEET OR GREATER SHALL BE 100% FIRE SPRINKLED. ALTERNATIVE FIRE PROTECTION MEASURES MAY BE APPROVED BY THE FIRE DEPARTMENT.
7) OCCUPANT NOTIFICATION PER THIS SECTION AND 907.5 SHALL BE REQUIRED FOR ALL NEW CONSTRUCTION, OR EXISTING CONSTRUCTION COMPLYING WITH THE INTERNATIONAL BUILDING CODE, FOR RENOVATIONS TO EXISTING BUILDINGS, TENANT SPACES, CHANGES IN OCCUPANCY, REPLACEMENT OR MODIFICATION OF THE EXISTING FIRE ALARM SYSTEM, OR AS REQUIRED BY THE FIRE CODE OFFICIAL, FOR ALL BUILDINGS OR SPACES PROVIDED WITH AN APPROVED AUTOMATIC SPRINKLER SYSTEM.
8) FIRE LANES SHALL BE DESIGNED AND CONSTRUCTED PER TOWN STANDARDS OR AS DIRECTED BY THE FIRE DEPARTMENT.
9) TWO POINTS OF ACCESS SHALL BE MAINTAINED FOR THE PROPERTY AT ALL TIMES.
10) SPEED BUMPS/HUMPS ARE NOT PERMITTED WITHIN A FIRE LANE.
11) FIRE LANES SHALL BE PROVIDED WITHIN 150 FEET OF ALL EXTERIOR WALLS OF ANY BUILDING FOR HOSE LAY REQUIREMENTS.
AMENDMENT 503.1.1
12) THE FIRE LANE SHALL BE A MINIMUM OF 24 FEET WIDE. AMENDMENT 503.2.1
13) BUILDINGS MORE THAN 30 FEET IN HEIGHT ARE REQUIRED TO HAVE A MINIMUM OF A 26-FOOT WIDE FIRE LANE IN THE IMMEDIATE VICINITY FOR FIREFIGHTING OPERATIONS OF THE BUILDING. ONE OF THE 26-FOOT WIDE FIRE LANES SHALL BE LOCATED A MINIMUM OF 15 FEET FROM THE BUILDING AND NO MORE THAN 30 FEET. APPENDIX D105
14) THE INSIDE TURNING RADIUS OF THE 24-FOOT FIRE LANE SHALL BE A MINIMUM OF 30 FEET. AMENDMENT 503.2.4
15) THE INSIDE TURNING RADIUS OF THE 26-FOOT FIRE LANE SHALL BE A MINIMUM OF 30 FEET. AMENDMENT 503.2.4
16) DEAD-END FIRE LANES ARE ONLY PERMITTED WITH APPROVED HAMMERHEADS.
17) FIRE HYDRANTS SHALL BE PROVIDED AT THE ENTRANCES AND INTERSECTIONS. AMENDMENT 507.5.1
18) AS PROPERTIES DEVELOP, FIRE HYDRANTS SHALL BE LOCATED AT ALL INTERSECTING STREETS AND THE MAXIMUM SPACING SHALL BE EVERY 300 FEET (300') FOR ALL DEVELOPMENTS, AND FACILITIES OTHER THAN R3. R-3 DEVELOPMENTS SHALL BE EVERY 500 FEET (500'). DISTANCES BETWEEN HYDRANTS SHALL BE MEASURED ALONG THE ROUTE THAT FIRE HOSE IS LAID BY A FIRE APPARATUS FROM HYDRANT–TO-HYDRANT, NOT AS THE "CROW FLIES." AMENDMENT 507.5.1
19) FIRE DEPARTMENT CONNECTION (FDC) FOR THE FIRE SPRINKLER SYSTEM SHALL BE LOCATED WITHIN 50 FEET OF A FIRE HYDRANT AND 50 FEET OF A FIRE LANE. 5" STORZ, 30-DEGREE DOWNWARD TURN WITH LOCKING CAP. AMENDMENT 507.5.1
20) FIRE HYDRANTS SHALL BE LOCATED 2 FOOT (2') TO 6 FOOT (6') BACK FROM THE CURB OR FIRE LANE AND SHALL NOT BE LOCATED IN THE BULB OF A CUL-DE-SAC. AMENDMENT 507.5.1
21) THERE SHALL BE A MINIMUM OF TWO (2) FIRE HYDRANTS SERVING EACH PROPERTY WITHIN THE PRESCRIBED DISTANCES LISTED ABOVE. A MINIMUM OF ONE FIRE HYDRANT SHALL BE LOCATED ON EACH LOT. AMENDMENT 507.5.1
22) A MINIMUM 10-FOOT UNOBSTRUCTED WIDTH SHALL BE PROVIDED AROUND A BUILDING FOR ADEQUATE FIRE DEPARTMENT ACCESS. A CONTINUOUS ROW OF PARKING AND LANDSCAPING SHALL BE CONSIDERED A BARRIER. AMENDMENT 503.1.1
23) THE MAXIMUM DEAD- END CUL-DE-SAC LENGTH SHALL NOT EXCEED SIX HUNDRED FEET (600') AS MEASURED FROM THE CENTERLINE OF THE INTERSECTION STREET TO THE CENTER POINT OF THE RADIUS. AMENDMENT 503.1.5
24) ONE-AND TWO-FAMILY DWELLINGS AUTOMATIC FIRE SYSTEMS. AUTOMATIC FIRE PROTECTION SYSTEMS PER NFPA 13D OR NFPA 13R SHALL BE PROVIDED IN ALL ONE-AND TWO-FAMILY DWELLINGS WITH A CONDITIONED FLOOR AREA OF 5,500 SQUARE FEET (511 M2) OR GREATER, DWELLINGS THREE (3) STORIES OR GREATER, OR DWELLINGS WITH ROOF HEIGHTS EXCEEDING THIRTY-FIVE FEET (35') FROM GRADE. IRC-2015 AMENDMENT R313.2
25) HANDICAPPED PARKING AREAS AND BUILDING ACCESSIBILITY SHALL CONFORM TO THE AMERICANS WITH DISABILITIES ACT (ADA) AND WITH THE REQUIREMENTS OF THE CURRENT, ADOPTED BUILDING CODE.
26) ALL SIGNAGE IS SUBJECT TO BUILDING OFFICIAL APPROVAL.
27) ALL FENCES AND RETAINING WALLS SHALL BE SHOWN ON THE SITE PLAN AND ARE SUBJECT TO BUILDING OFFICIAL APPROVAL.
28) ALL EXTERIOR BUILDING MATERIALS ARE SUBJECT TO BUILDING OFFICIAL APPROVAL AND SHALL CONFORM TO THE APPROVED FAÇADE PLAN.
29) SIDEWALKS OF NOT LESS THAN SIX (6) FEET IN WIDTH ALONG THOROUGHFARES AND COLLECTORS AND FIVE (5) FEET IN WIDTH ALONG RESIDENTIAL STREETS AND BARRIER-FREE RAMPS AT ALL CURB CROSSINGS SHALL BE PROVIDED PER TOWN STANDARDS.
30) APPROVAL OF THE SITE PLAN IS NOT FINAL UNTIL ALL ENGINEERING PLANS ARE APPROVED BY THE ENGINEERING SERVICES DEPARTMENT.
31) SITE PLAN APPROVAL IS REQUIRED BEFORE THE GRADING RELEASE.
32) ALL NEW ELECTRICAL LINES SHALL BE INSTALLED AND/OR RELOCATED UNDERGROUND.
33) ALL MECHANICAL EQUIPMENT SHALL BE SCREENED FROM PUBLIC VIEW PER THE ZONING ORDINANCE.
34) ALL LANDSCAPE EASEMENTS MUST BE EXCLUSIVE OF ANY OTHER TYPE OF EASEMENT.
35) IMPACT FEES WILL BE ASSESSED PER THE LAND USE CLASSIFICATION(S) IDENTIFIED ON THE SITE DATA SUMMARY TABLE; HOWEVER, CHANGES TO THE PROPOSED LAND USE AT THE TIME OF CO AND/OR FINISH-OUT PERMIT MAY RESULT IN ADDITIONAL IMPACT FEES AND/OR PARKING REQUIREMENTS.
36) THE APPROVAL OF A SITE PLAN SHALL BE EFFECTIVE FOR EIGHTEEN (18) MONTHS FROM THE DATE OF APPROVAL BY THE PLANNING & ZONING COMMISSION, AT THE END OF WHICH TIME THE APPLICANT MUST HAVE SUBMITTED AND RECEIVED THE APPROVAL OF ENGINEERING PLANS AND BUILDING PERMITS. IF THE ENGINEERING PLANS AND BUILDING PERMITS ARE NOT APPROVED, THE SITE PLAN APPROVAL, TOGETHER WITH ANY PRELIMINARY SITE PLAN FOR THE PROPERTY, IS NULL AND VOID.

TBM A
BEING A "X" CUT IN CONCRETE APPROXIMATELY 2.26' NORTHEAST OF THE PROPERTY CORNER, ELEVATION 572.92 FEET
N: 2464981.8760'
E:7130573.7200'

TBM B
BEING A "X" CUT IN CONCRETE ON THE PROPERTY LINE AT THE SOUTHEAST CORNER.
ELEVATION 579.61 FEET
N: 7130372.3000'
E: 2464987.0720'

100-YEAR FLOOD PLAIN
ACCORDING TO MAP NO. 48121C0410G OF THE FEDERAL EMERGENCY MANAGEMENT AGENCY'S FLOOD INSURANCE RATE MAPS FOR TARRANT COUNTY DATED APRIL 18, 2011 THE SUBJECT TRACT IS SITUATED WITHIN: UNSHADED ZONE "X"; DEFINED AS AREA OF MINIMAL FLOOD HAZARD. NO 100-YEAR FLOODPLAIN EXIST ON THIS SITE.

0 5 10 20 40 60
SCALE: 1" = 20'

LEGEND

- PROPERTY LINE
- EXIST. FIRELANE
- PARKING COUNT
- EXIST. FIRE HYDRANT TO REMAIN
- EXIST. CONCRETE DRIVE
- EXIST. CONCRETE SIDEWALK
- EXIST. FIRE LANE
- PROPOSED 4" REINFORCED CONCRETE SIDEWALK
- PROPOSED MENU BOARD
- PROP. BARRIER FREE RAMP
- PROP. WATER METER
- PROP. FIRE HYDRANT
- PROP. GREASE TRAP

WATER METER SERVICES		
ID	TYPE	SIZE
"a"	DOMESTIC METER AND SERVICE	1"
"b"	IRRIGATION METER AND DCDC	¾"

NOTES

1. ALL DIMENSIONS ARE SHOWN PERPENDICULAR AND TO THE FRONT OF THE CURB UNLESS OTHERWISE NOTED.
2. ALL CURB IS PERMANENT UNLESS NOTED OTHERWISE.
3. SEE ARCH. PLANS FOR EXACT BUILDING DIMENSIONS. CONTRACTOR TO NOTIFY ENGINEER OF ANY DISCREPANCIES.
4. CONTRACTOR TO USE CARE NOT TO DISTURB EXISTING LANDSCAPING OUTSIDE DISTURBED AREA. IF DISTURB CONTRACTOR TO RESTORE TO ORIGINAL CONDITIONS OR BETTER.
5. ALL EXISTING STRUCTURES ARE SHOWN IN EXISTING CONDITIONS AND DEMOLITION SHEET.
6. CONTRACTOR TO VERIFY THE LOCATION OF EXISTING UTILITIES.



ZIP CODE: 76182 **VICINITY MAP** N.T.S.

OWNER

NORTHEAST 423/380 PADS, LTD.
7001 PRESTON ROAD
SUITE 410
DALLAS, TEXAS 75205
TEL (214) 224-4644
CONTACT: ROBERT V. DORAZIL

OWNER

KROGER TEXAS LP
1014 VINE STREET
CINCINNATI, OHIO 45202

APPLICANT

JONES | CARTER, INC.
4500 MERCANTILE PLAZA DRIVE
SUITE 210
FORT WORTH, TEXAS 76137
TEL (972) 265-7190
CONTACT: RYAN ALCALA, PE

CASE NO. D21-0098

CONTRACTOR TO VERIFY ELEVATION AND LOCATION OF ALL EXISTING UTILITIES PRIOR TO COMMENCEMENT OF ANY NEW CONSTRUCTION

CAUTION: OVERHEAD ELECTRIC

CONTRACTOR SHALL EXERCISE CAUTION DURING EXCAVATION, CONSTRUCTION AND ALL ACTIVITIES ON SITE AND STAY AWAY FROM ALL OVERHEAD POWER. CONTRACTOR SHALL COMPLY WITH ALL LOCAL, STATE AND FEDERAL REQUIREMENTS DEALING WITH CLEARANCES AND CONSTRUCTION ACTIVITIES.

TEXAS811 NOTIFICATION SYSTEM
CALL BEFORE YOU DIG!!!
www.texas811.org
Texas811 or 1-800-545-6005

No.	Date	REVISIONS	App.

JONES | CARTER
Texas Board of Professional Engineers Registration No. F-439
4500 MERCANTILE PLAZA, SUITE 200, FORT WORTH, TEXAS 76137

SCALE: AS SHOWN | DESIGNED BY: ACH
DATE: SEPTEMBER 2021 | CHECKED BY: RJA
JOB NO.: 17007-0019-00 | DRAWN BY: ZTS

INTERIM REVIEW
Not intended for construction, bidding or permit purposes.
Engineer: RYAN J. ALCALA, P.E.
P.E. Serial No.: 137823
Date: SEPTEMBER 2021

SALAD AND GO - PROSPER - HWY 380 AND HWY 423

XXXX W. UNIVERSITY DRIVE - DENTON COUNTY, TEXAS

SITE PLAN

BLOCK A, LOT 7
WINDSONG RANCH MARKETPLACE
XXXX W. UNIVERSITY DRIVE
PROSPER, TX 75078

SHEET NO.
OF C-14
C-4

© 2016 Jones | Carter

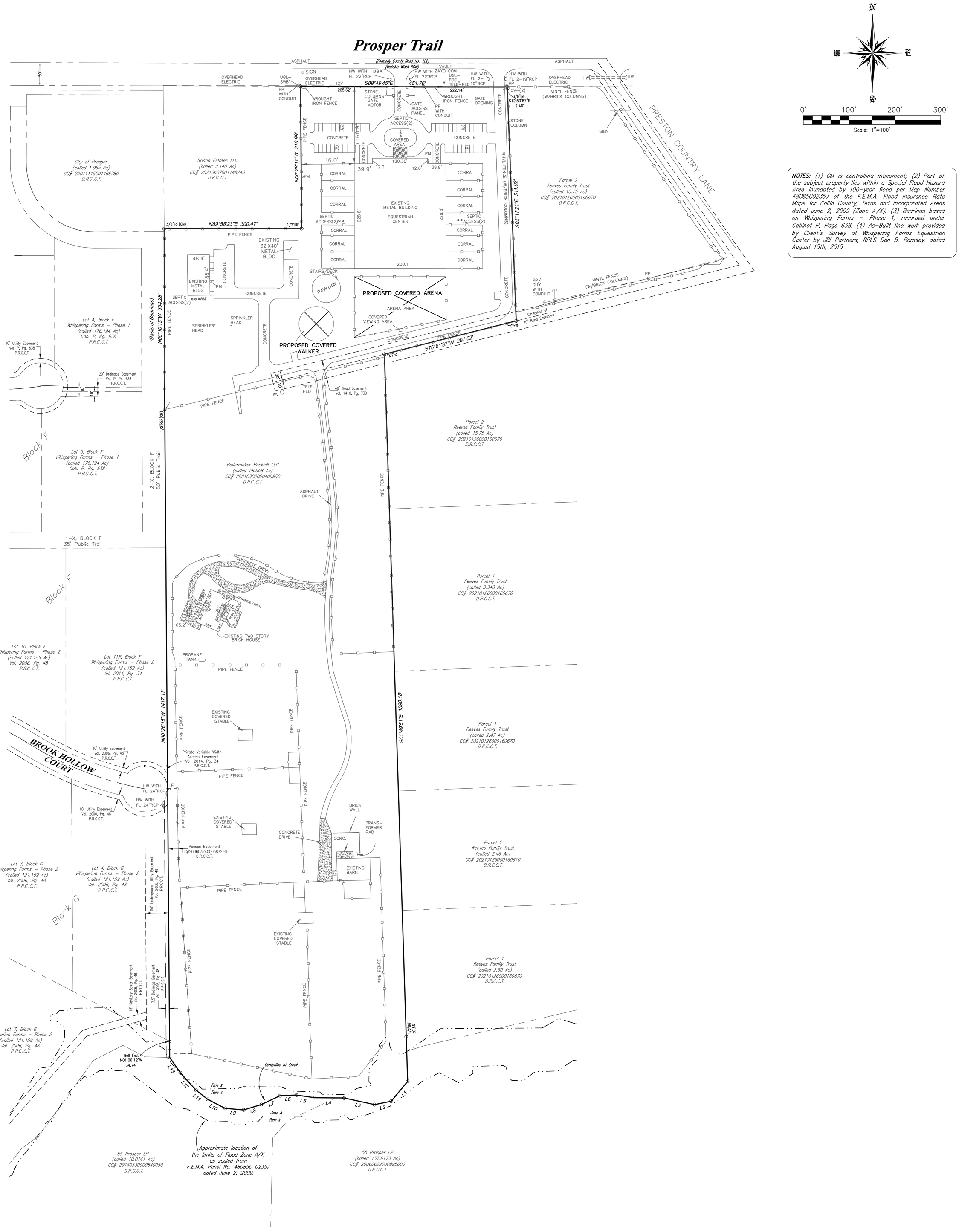

NOTES: *(1) CM is controlling monument; (2) Part of the subject property lies within a Special Flood Hazard Area inundated by 100–year flood per Map Number 48085C0235J of the F.E.M.A. Flood Insurance Rate Maps for Collin County, Texas and Incorporated Areas dated June 2, 2009 (Zone A/X). (3) Bearings based on Whispering Farms – Phase 1, recorded under Cabinet P, Page 638. (4) As–Built line work provided by Client's Survey of Whispering Farms Equestrian Center by JBI Partners, RPLS Dan B. Ramsey, dated August 15th, 2015.*

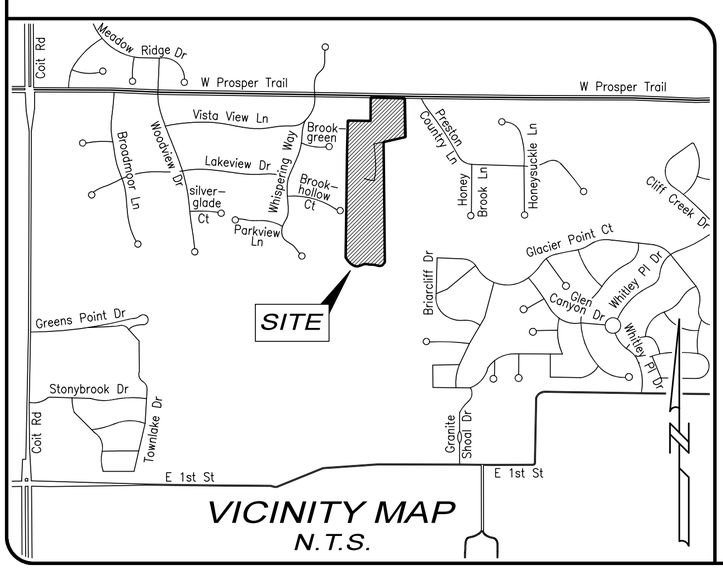

Legend

IRF	Iron Rod Found
RCIRS	Roome Capped Iron Rod Set
RCIRF	Roome Capped Iron Rod Found
DRCCT	Deed Records Collin County Texas
PRCCT	Plat Records Collin County Texas
CM	Controlling Monument
MB	Mailbox
HW	Headwall
FL	Flowline
RCP	Reinforced Concrete Pipe
PP	Power Pole
UGL	Underground Line
FOC	Fiber Optic Cable
PM	Power Meter
WM	Water Meter
Tele	Telephone
PED	Pedestal
ICV	Irrigation Control Valve
BLDG	Building
LP	Light Pole

Boundary Line Data Table

LINE	BEARING	DISTANCE
L1	S39°43'55"W	56.28'
L2	S78°22'36"W	37.06'
L3	N77°41'39"W	68.09'
L4	N89°28'57"W	64.34'
L5	N81°48'21"W	40.19'
L6	S87°46'13"W	36.01'
L7	S64°47'57"W	44.97'
L8	S73°02'56"W	40.50'
L9	N85°15'14"W	40.58'
L10	N62°37'52"W	42.71'
L11	N52°18'37"W	32.22'
L12	N41°57'25"W	51.61'
L13	N34°46'35"W	40.87'

Case No. D21-0096
Site Plan
FOR
Boilermaker Rockhill, LLC

1,154,692 Sq.Ft./26.508 Acres
as recorded under CC# 20210302000400650, CCDR
(Future Plat Whispering Farms Equestrian Center Addition
Lot 1, Block A)
Spencer Graham Survey, Abstract No. 359
Town of Prosper, Collin County, Texas
September 2021

Contact:
Boilermaker Rockhill LLC
5301 Mariners Drive
Plano, Tx 75093–4117
(972) 489–2872
Attn: Dan Metevier
metevierd@gmail.com

Revised P:/AC/2021Q3/AC880755–SP.dwg

Roome
Land Surveying
2000 Avenue G, Suite 810
Plano, Texas 75074
Phone (972) 423-4372 / Fax (972) 423-7523
www.roomesurveying.com / Firm No. 10013100

TOWN OF PROSPER

Prosper is a place where everyone matters.

FINANCE

To: **Mayor and Town Council**

From: **Betty Pamplin, Finance Director**

Through: **Harlan Jefferson, Town Manager**

Re: **Town Council Meeting – October 12, 2021**

Agenda Item:

Consider and act upon a resolution expressing official intent to reimburse costs of projects approved by town voters in the November 3, 2020, Bond Election. (BP)

Description of Agenda Item:

The attached resolution allows the Town to pay for the projects listed in the Fiscal Year 2021-2022 Adopted CIP. This includes costs associated with the design, planning, acquisition and construction of certain public safety facilities ($600,000), parks and recreational facilities ($2,830,000) and streets, roads, bridges and intersections ($30,195,000). Federal law requires that the reimbursement resolution be approved for the full amount currently planned to be issued in the fiscal year regardless of whether the contracts will be let prior to issuance. The total amount to be issued has been set to not exceed $34,000,000 to include issuance costs.

Budget Impact:

The reimbursement resolution itself has no budget impact; repayment of the expenditures will be reimbursed after the bonds are issued. Initial funding for the work will come from the Capital Projects Fund.

Legal Obligations and Review:

Terrence Welch of Brown & Hofmeister, L.L.P. and Chris Settle of McCall, Parkhurst and Horton, the Town's bond counsel, have reviewed the resolution as to form and legality.

Attached Documents:

1. Resolution
2. Fiscal Year 2021-2022 Adopted CIP

Town Staff Recommendation:

Town staff recommends the Town Council approve the reimbursement resolution.

Proposed Motion:

I move to approve the resolution expressing official intent to reimburse costs of projects approved by town voters in the November 3, 2020, Bond Election.

TOWN OF PROSPER, TEXAS **RESOLUTION NO. 2021-XX**

A RESOLUTION OF THE TOWN COUNCIL OF THE TOWN OF PROSPER, TEXAS, EXPRESSING OFFICIAL INTENT TO REIMBURSE COSTS OF PROJECTS APPROVED BY TOWN VOTERS IN THE NOVEMBER 3, 2020, BOND ELECTION; MAKING FINDINGS; AND PROVIDING AN EFFECTIVE DATE.

WHEREAS, the Town of Prosper, Texas (the "Issuer"), is a duly created governmental body of the State of Texas (the “state”); and

WHEREAS, at an election the Issuer held on November 3, 2020, the voters of the Issuer approved the issuance of up to $210,000,000 under three propositions for the design, planning, acquisition and construction of certain public safety facilities, parks and recreational facilities and streets, roads, bridges, and intersections in the Issuer (such voted purposes are collectively, the "Bond Projects"); and

WHEREAS, the Issuer expects to pay, or have paid on its behalf, expenditures in connection with the Bond Projects prior to the issuance of tax-exempt obligations, tax-credit obligations and/or obligations for which a prior expression of intent to finance or refinance is required by Federal or State law (collectively and individually, the "Obligations") to finance the Bond Projects; and

WHEREAS, the Issuer finds, considers, and declares that the reimbursement for the payment of such expenditures will be appropriate and consistent with the lawful objectives of the Issuer and, as such, chooses to declare its intention to reimburse itself for such payments at such time as it issues Obligations to finance the Bond Projects.

THEREFORE, BE IT RESOLVED BY THE TOWN COUNCIL OF THE TOWN OF PROSPER, TEXAS, THAT:

SECTION 1

All of the above premises are hereby found to be true and correct and are hereby approved and incorporated into the body of this Resolution as if copied in their entirety.

SECTION 2

The Issuer reasonably expects to incur debt, as one or more series of Obligations, with an aggregate maximum principal amount equal to $34,000,000 for the purpose of paying the costs of the Bond Projects.

SECTION 3

All costs to be reimbursed pursuant hereto will be capital expenditures. No Obligations will be issued by the Issuer in furtherance of this Resolution after a date which is later than eighteen (18) months after the later of (1) the date the expenditures are paid or (2) the date on which the Bond projects, with respect to which such expenditures were made, are placed in service.

SECTION 4

The foregoing notwithstanding, no Obligation will be issued pursuant to this Resolution more than three years after the date any expenditure which is to be reimbursed is paid.

SECTION 5

The foregoing Sections 3 and 4 notwithstanding, all costs to be reimbursed with qualified tax credit obligations shall not be paid prior to the date hereof and no tax credit obligations shall be issued after eighteen (18) months of the date the original expenditure is made.

SECTION 6

To evidence the adoption of this Resolution on this, the 12th day of October 2021, by the Town Council of the Issuer, the signatures of the Town Secretary and Mayor are set forth below.

DULY PASSED AND APPROVED BY THE TOWN COUNCIL OF THE TOWN OF PROSPER, TEXAS, THIS 12TH DAY OF OCTOBER 2021.

_____
Ray Smith, Mayor

ATTEST:

_____
Michelle Lewis Sirianni, Town Secretary

APPROVED AS TO FORM AND LEGALITY:

_____
Terrence S. Welch, Town Attorney

Summary of Capital Improvement Program - 2021-09-14 ADOPTED
General Fund Projects

Index	Street Projects	Prior Years	2021-2022	2022-2023	2023-2024	2024-2025	2025-2026	2026-2031	Total Cost	Funding Sources: Other Sources		Funding Sources: Issued Debt Authorized	Funding Sources: Unissued Debt GO	Funding Sources: Unissued Debt CO	Unissued Debt Schedule: Issued 2020-2021	Unissued Debt Schedule: 2021-2022	Unissued Debt Schedule: 2022-2023	Unissued Debt Schedule: 2023-2024	Unissued Debt Schedule: 2024-2025	Unissued Debt Schedule: 2025-2026	Unissued Debt Schedule: 2026-2031	Index
01	1512-ST First Street (DNT - Coleman): (Design)	2,786,567							**2,786,567**	2,439,915	A,D	346,652										01
02	1512-ST First Street (DNT - Coleman): (Land/Esmt)		1,225,000						**1,225,000**	1,225,000	D											02
03	1512-ST First Street (DNT - Coleman): (Construction)			13,300,000					**13,300,000**	1,000,000	A		12,300,000				6,000,000	6,300,000				03
04	1709-ST Prosper Trail (Coit - Custer) - 4 lanes: (Design)	810,000							**810,000**	810,000	A											04
05	2008-ST Prosper Trail (Coit - Custer) - 2 lanes: (Construction)	6,422,068							**6,422,068**	1,372,068	D,K	5,050,000										05
06	2014-ST First Street (Coit - Custer) - 4 lanes: (Design)	1,085,000							**1,085,000**			1,085,000										06
07	2014-ST First Street (Coit - Custer) - 4 lanes: (Land/Esmt)	800,000	1,600,000						**2,400,000**	600,000	A		1,800,000		800,000	1,000,000						07
08	2014-ST First Street (Coit - Custer) - 4 lanes: (Construction)		18,600,000						**18,600,000**	1,280,000	A		17,320,000			17,320,000						08
09	2010-ST Fishtrap (Teel - Gee Road): (Design)	400,000							**400,000**	400,000	C											09
10	2010-ST Fishtrap (Teel - Gee Road): (Construction)		6,025,000						**6,025,000**				6,025,000			6,025,000						10
11	2011-ST Gee Road (Fishtrap - Windsong Retail): (Design)	250,000							**250,000**	250,000	C											11
12	2011-ST Gee Road (Fishtrap - Windsong Retail): (Land/Esmt)							30,000	**30,000**				30,000								30,000	12
13	2011-ST Gee Road (Fishtrap - Windsong Retail): (Construction)		3,520,000						**3,520,000**				3,520,000			3,520,000						13
14	2012-ST Fishtrap (Elem - DNT) - 4 lanes: (Design)	1,057,380							**1,057,380**	405,580	A,D,K	651,800										14
15	2012-ST Fishtrap (Elem - DNT) - 4 lanes: (Land/Esmt)	1,700,000							**1,700,000**				1,700,000		1,700,000							15
16	2012-ST Fishtrap (Elem - DNT) - 4 lanes: (Construction)	17,300,000	700,000						**18,000,000**				18,000,000		17,300,000	700,000						16
17	1933-ST Fishtrap Segment 2 (PISD Reimbursement)		1,063,033						**1,063,033**					1,063,033		1,063,033						17
18	1710-ST Coit Road (First - Frontier) - 4 lanes: (Design)	1,289,900							**1,289,900**	1,289,900	A,X											18
19	1710-ST Coit Road (First - Frontier) - 4 lanes: (Land/Esmt)			800,000					**800,000**				800,000				800,000					19
20	1710-ST Coit Road (First - Frontier) - 4 lanes: (Construction)							19,850,000	**19,850,000**				19,850,000								19,850,000	20
21	2013-ST Teel (US 380 Intersection Improvements): (Design)	100,000							**100,000**	100,000	A,K											21
22	2013-ST Teel (US 380 Intersection Improvements): (Land/Esmt)		510,000						**510,000**				510,000			510,000						22
23	2013-ST Teel (US 380 Intersection Improvements): (Construction)		670,000						**670,000**				670,000			670,000						23
24	2118-ST Preston Road / First Street Dual Left Turns (Design)		100,000						**100,000**	100,000	B,Z											24
25	2118-ST Preston Road / First Street Dual Left Turns (Construction)			800,000					**800,000**	800,000	B,Z											25
26	2121-ST Preston Road / Prosper Trail Dual Left Turns (Design)		100,000						**100,000**	100,000	Z											26
27	2121-ST Preston Road / Prosper Trail Dual Left Turns (Construction)			800,000					**800,000**	800,000	A											27
28	1307-ST Frontier Parkway (DNT - Preston Road)	33,565,000							**33,565,000**	28,099,597	A,X	140,403		5,325,000	5,325,000							28
29	1805-ST FM 2478 (US 380 - FM 1461)	57,391,869							**57,391,869**	57,391,869	A,K,X											29
30	1934-ST DNT Overpass at US380	80,970,000		9,030,000					**90,000,000**	85,970,000	A,J,X			4,030,000			4,030,000					30
31	2017-ST Fishtrap, Segment 4 (Middle - Elem) - 4 lanes: (Construction)	2,944,190							**2,944,190**	114,524	K	1,329,666		1,500,000	1,500,000							31
32	1936-ST US 380 (US 377 - Denton County Line)	178,105,000							**178,105,000**	178,105,000	D,X											32
33	1938-ST FM 1461 (SH 289 - CR 165)	175,000	175,000	175,000	45,190,870				**45,715,870**	45,715,870	A,X											33
34	2140-ST Craig Street (Preston - Fifth): (Design)		300,000						**300,000**				300,000			300,000						34
35	2140-ST Craig Street (Preston - Fifth): (Land/Esmt)		150,000						**150,000**				150,000			150,000						35
36	2140-ST Craig Street (Preston - Fifth): (Construction)							2,250,000	**2,250,000**				2,250,000								2,250,000	36
37	2141-ST Coleman (Gorgeous - Prosper Trail) - 4 lanes: (Design)		450,000						**450,000**	450,000	D											37
38	2141-ST Coleman (Gorgeous - Prosper Trail) - 4 lanes: (Land/Esmt)		250,000						**250,000**	250,000	D											38
39	2141-ST Coleman (Gorgeous - Prosper Trail) - 4 lanes: (Construction)							4,800,000	**4,800,000**				4,800,000								4,800,000	39
40	2142-ST Coleman (Prosper Trail - Propser HS) - 2 SB lanes: (Design)		300,000						**300,000**	300,000	A											40
41	2142-ST Coleman (Prosper Trail - Propser HS) - 2 SB lanes: (Land/Esmt)		375,000						**375,000**	375,000	D											41
42	2142-ST Coleman (Prosper Trail - Propser HS) - 2 SB lanes: (Construction)							2,625,000	**2,625,000**				2,625,000								2,625,000	42
43	1937-ST DNT Main Lane (US 380 - FM 428): (Design)		35,000,000						**35,000,000**	35,000,000	X											43
44	1937-ST DNT Main Lane (US 380 - FM 428): (Construction)				315,000,000				**315,000,000**	315,000,000	X											44
45	2143-ST Legacy (Prairie - Fishtrap) - 4 lanes: (Design)		850,000						**850,000**	850,000	D											45
46	2143-ST Legacy (Prairie - Fishtrap) - 4 lanes: (Land/Esmt)							575,000	**575,000**				575,000								575,000	46
47	2143-ST Legacy (Prairie - Fishtrap) - 4 lanes: (Construction)							6,800,000	**6,800,000**				6,800,000								6,800,000	47
48	Parvin (FM 1385 - Legacy): (Design)			800,000				950,000	**1,750,000**				1,750,000				800,000				950,000	48
49	Parvin (FM 1385 - Legacy): (Land/Esmt)							2,000,000	**2,000,000**				2,000,000								2,000,000	49
50	Parvin (FM 1385 - Legacy): (Construction)							13,550,000	**13,550,000**				13,550,000								13,550,000	50
51	Teel (US 380 - Fishtrap) - 2 NB lanes: (Design)					900,000			**900,000**				900,000						900,000			51
52	Teel (US 380 - Fishtrap) - 2 NB lanes: (Land/Esmt)							2,000,000	**2,000,000**				2,000,000								2,000,000	52
53	Teel (US 380 - Fishtrap) - 2 NB lanes: (Construction)							4,300,000	**4,300,000**				4,300,000								4,300,000	53
54	Prosper Trail (Coit - Custer) - 2 WB lanes: (Design)							200,000	**200,000**				200,000								200,000	54
55	Prosper Trail (Coit - Custer) - 2 WB lanes: (Land/Esmt)							300,000	**300,000**				300,000								300,000	55
56	Prosper Trail (Coit - Custer) - 2 WB lanes: (Construction)							12,550,000	**12,550,000**				12,550,000								12,550,000	56
57	Legacy (Fishtrap - Prosper Trail) - 2 SB lanes: (Design)							450,000	**450,000**				450,000								450,000	57
58	Legacy (Fishtrap - Prosper Trail) - 2 SB lanes: (Land/Esmt)							50,000	**50,000**				50,000								50,000	58
59	Legacy (Fishtrap - Prosper Trail) - 2 SB lanes: (Construction)							6,000,000	**6,000,000**				6,000,000								6,000,000	59
60	Remaining Proposition 3: GO Bond Funds							4,450,000	**4,450,000**				4,450,000								4,450,000	60
	Subtotal	**387,151,974**	**71,963,033**	**25,705,000**	**360,190,870**	**900,000**	**0**	**83,730,000**	**929,640,877**	**760,594,323**		**8,603,521**	**148,525,000**	**11,918,033**	**26,625,000**	**31,258,033**	**11,630,000**	**6,300,000**	**900,000**	**0**	**83,730,000**	

Design	7,778,847	37,100,000	800,000	0	900,000	0	1,600,000	48,178,847						**CO Bond Debt**	**6,825,000**	**1,063,033**	**4,030,000**	**0**	**0**	**0**	**0**
Construction	60,231,258	30,578,033	14,900,000	315,000,000	0	0	72,725,000	493,434,291						**GO Bond Debt**	**19,800,000**	**30,195,000**	**7,600,000**	**6,300,000**	**900,000**	**0**	**83,730,000**
Design & Construction	316,641,869	175,000	9,205,000	45,190,870	0	0	4,450,000	375,662,739													
Land/Easements	2,500,000	4,110,000	800,000	0	0	0	4,955,000	12,365,000													

Summary of Capital Improvement Program - 2021-09-14 ADOPTED
General Fund Projects

Index	Traffic Projects	Prior Years	2021-2022	2022-2023	2023-2024	2024-2025	2025-2026	2026-2031	Total Cost	Other Sources		Funding Sources: Issued Debt Authorized	Funding Sources: Unissued Debt GO	Funding Sources: Unissued Debt CO	Unissued Debt Schedule: Issued 2020-2021	2021-2022	2022-2023	2023-2024	2024-2025	2025-2026	2026-2031	Index
01	Traffic Signal - Fishtrap & Windsong Parkway: (Design)			50,000					**50,000**			50,000										01
02	Traffic Signal - Fishtrap & Windsong Parkway: (Construction)			425,000					**425,000**			425,000										02
03	Traffic Signal - FM 2478 (Custer Rd) & First Street: (TxDOT)			500,000					**500,000**	500,000	X											03
04	Traffic Signal - First Street & La Cima: (Design)			50,000					**50,000**	50,000	A											04
05	Traffic Signal - First Street & La Cima: (Construction)			400,000					**400,000**	400,000	A											05
06	2101-TR Traffic Signal - Fishtrap & Artesia Boulevard: (Design)							50,000	**50,000**													06
07	2101-TR Traffic Signal - Fishtrap & Artesia Boulevard: (Construction)							425,000	**425,000**													07
08	Traffic Signal - First Street & Coleman: (Design)							50,000	**50,000**				50,000								50,000	08
09	Traffic Signal - First Street & Coleman: (Construction)							425,000	**425,000**				425,000								425,000	09
10	Traffic Signal - Fishtrap & Legacy Drive: (Design)							65,000	**65,000**				65,000								65,000	10
11	Traffic Signal - Fishtrap & Legacy Drive: (Construction)							460,000	**460,000**				460,000								460,000	11
12	Traffic Signal - Richland Blvd & Walmart/Pandera (Design)							65,000	**65,000**	65,000	A											12
13	Traffic Signal - Richland Blvd & Walmart/Pandera (Construction)							460,000	**460,000**	460,000	A											13
14	Remaining Proposition 3: GO Bond Funds							475,000	**475,000**				475,000								475,000	14
	Subtotal	**0**	**0**	**1,425,000**	**0**	**0**	**0**	**2,475,000**	**3,900,000**	**1,475,000**		**475,000**	**1,475,000**	**0**	**0**	**0**	**0**	**0**	**0**	**0**	**1,475,000**	

	Prior Years	2021-2022	2022-2023	2023-2024	2024-2025	2025-2026	2026-2031	Total Cost
Design	0	0	100,000	0	0	0	230,000	330,000
Construction	0	0	825,000	0	0	0	1,770,000	2,595,000
Design & Construction	0	0	500,000	0	0	0	475,000	975,000
Land/Easements	0	0	0	0	0	0	0	0

CO Bond Debt	**0**	**0**
GO Bond Debt	**0**	**1,475,000**

Index	Park Projects	Prior Years	2021-2022	2022-2023	2023-2024	2024-2025	2025-2026	2026-2031	Total Cost	Other Sources		Funding Sources: Issued Debt Authorized	Funding Sources: Unissued Debt GO	Funding Sources: Unissued Debt CO	Unissued Debt Schedule: Issued 2020-2021	2021-2022	2022-2023	2023-2024	2024-2025	2025-2026	2026-2031	Index
	Neighborhood Park																					
01	Tanners Mill Park: (Construction)	468,000							**468,000**	468,000	C											01
02	Star Trail Park #2 (7.5 Acres / No Lights): (Construction)	535,000							**535,000**	535,000	C											02
03	Star Trail Park #3 (7.5 Acres/ No Lights): (Construction)				535,000				**535,000**	535,000	C											03
04	Windsong Ranch Park #2 (7.5 Acres / No Lights): (Design)	30,000							**30,000**	30,000	C											04
05	2144-PK Windsong Ranch Park #2 (7.5 Acres / No Lights): (Construction)		230,000						**230,000**	230,000	C											05
06	Lakewood Preserve (22 Acres / Lights): Construction)	967,500							**967,500**	967,500	C											06
07	1802-PK Hays Park (2 Acres / No Lights): (Design)	85,000							**85,000**	85,000	G											07
08	1802-PK Hays Park (2 Acres / No Lights): (Construction)	375,000							**375,000**	375,000	G											08
09	2015-PK Pecan Grove Phase 2 (21.5 Acres / No Lights) (basketball, pavilion, parking, security lighting): (Design)	67,500							**67,500**	500	G	67,000										09
10	2145-PK Pecan Grove Phase 2 (21.5 Acres / No Lights) (basketball, pavilion, parking, security lighting): (Construction)		575,000						**575,000**	575,000	G											10
11	2146-PK Prairie Park (6.7 Acres / No Lights)	300,000	300,000						**600,000**	600,000	C											11
12	2107-PK Lakewood Preserve, Phase 2 (22 Acres/Lights): (Construction)	2,100,000	1,745,000						**3,845,000**	1,745,000	D, Z		2,100,000		2,100,000							12
13	2108-PK Tanner's Mill, Park, Phase 2: (Design)	100,000							**100,000**				100,000		100,000							13
14	2108-PK Tanner's Mill, Park, Phase 2: (Construction)		930,000						**930,000**				930,000			930,000						14
15	Windsong Park #3: (Design)							200,000	**200,000**				200,000								200,000	15
16	Windsong Park #3: (Construction)							930,000	**930,000**				930,000								930,000	16
17	Town Hall Open Space: (Design)							200,000	**200,000**				200,000								200,000	17
18	Town Hall Open Space: (Construction)							1,810,000	**1,810,000**				1,810,000								1,810,000	18
19	Un-named Neighborhood Park: (Design)							200,000	**200,000**				200,000								200,000	19
20	Un-named Neighborhood Park: (Construction)							930,000	**930,000**				930,000								930,000	20
	Trails																					
21	1801-PK Whitley Place H&B Trail Extension: (Design)	70,000							**70,000**	70,000	G											21
22	1910-PK Hike and Bike Master Plan: (Design)	68,000							**68,000**	68,000	D											22
23	Star Trail H&B Trail Phases 1, 2, 3, and 4: (Construction)	200,000							**200,000**	200,000	C											23
24	1926-PK Whitley Place H&B Trail (OH Easement): (Design)	10,000							**10,000**			10,000										24
25	1926-PK Whitley Place H&B Trail (OH Easement): (Construction)	270,000							**270,000**			270,000										25
26	1801-PK Whitley Place H&B Trail Extension: (Construction)	680,000							**680,000**	500,000	G	180,000										26
27	Windsong H&B Trail Ph 3C,5,6A, 6B, 7, 8, and 9: (Design)	40,000							**40,000**	40,000	C											27
28	2147-PK Windsong H&B Trail Ph 3C,5,6A, 6B, 7, 8, and 9: (Construction)	1,351,572	435,000		495,000				**2,281,572**	2,281,572	C											28
29	Various Hike and Bike Trails							1,000,000	**1,000,000**				1,000,000								1,000,000	29
30	2119-PK Westside Waterline Trail Connection			800,000					**800,000**				800,000				800,000					30
31	2120-PK Gee Rd. Trail Connection		700,000						**700,000**				700,000			700,000						31
32	Prosper Center Park Trail Connection							900,000	**900,000**				900,000								900,000	32
	Community Park																					
33									**0**													30
34	2122-PK Sexton Park, Phase 1: (Design)		1,200,000						**1,200,000**				1,200,000			1,200,000						31
35	Sexton Park, Phase 1: (Construction)				5,375,000	7,125,000			**12,500,000**				12,500,000					5,375,000	7,125,000			32
36	Un-named Community Park: (Design)							550,000	**550,000**				550,000								550,000	33
37	Un-named Community Park: (Construction)							4,950,000	**4,950,000**				4,950,000								4,950,000	34
	Medians																					
38	1818-PK Additional Turf Irrigation SH 289	68,000							**68,000**	68,000	D											38
39	1813-PK SH 289/US 380 Green Ribbon Landscape Irrigation	821,250							**821,250**	821,250	B,D											39
40	2018-PK Coleman Street Median Landscaping (Talon - Victory): (Design)	30,000							**30,000**	30,000	A											40
41	2018-PK Coleman Street Median Landscaping (Talon - Victory): (Construction)	454,025							**454,025**	454,025	AD											41
42	2148-PK Coleman Street Median Landscaping (Victory - Preston) (Design)		25,000						**25,000**	25,000	D											42
43	2148-PK Coleman Street Median Landscaping (Victory - Preston)(Construction)		625,000						**625,000**	625,000	D											43
44	2149-PK Prosper Trail (DNT - 700' East) Median Landscaping (Design)		25,000						**25,000**	25,000	D											44
45	2149-PK Prosper Trail (DNT - 700' East) Median Landscaping (Construction)		250,000						**250,000**	250,000	D											45
46	2150-PK US 380 Green Ribbon Lndscp- Irrigation (Lovers - Mahard): (Design)		90,000						**90,000**	90,000	B,D											46
47	2150-PK US 380 Green Ribbon Lndscp-Irrigation (Lovers - Mahard): (Constr.)				1,100,000				**1,100,000**	1,100,000	B,D											47
	Subtotal	**9,090,847**	**7,130,000**	**800,000**	**7,505,000**	**7,125,000**	**0**	**11,670,000**	**43,320,847**	**12,793,847**		**527,000**	**30,000,000**	**0**	**2,200,000**	**2,830,000**	**800,000**	**5,375,000**	**7,125,000**	**0**	**11,670,000**	

	Prior Years	2021-2022	2022-2023	2023-2024	2024-2025	2025-2026	2026-2031	Total Cost
Design	500,500	1,340,000	0	0	0	0	1,150,000	2,990,500
Construction	8,590,347	5,090,000	0	7,505,000	7,125,000	0	8,620,000	36,930,347
Design & Construction	0	700,000	800,000	0	0	0	1,900,000	3,400,000
Land/Easements	0	0	0	0	0	0	0	0

CO Bond Debt	**0**	**0**
GO Bond Debt	**2,200,000**	**11,670,000**

Summary of Capital Improvement Program - 2021-09-14 ADOPTED
General Fund Projects

Index		Facility Projects	Prior Years	2021-2022	2022-2023	2023-2024	2024-2025	2025-2026	2026-2031	Total Cost	Other Sources		Funding Sources: Issued Debt Authorized	Funding Sources: Unissued Debt GO	Funding Sources: Unissued Debt CO	Unissued Debt Schedule: Issued 2020-2021	Unissued Debt Schedule: 2021-2022	Unissued Debt Schedule: 2022-2023	Unissued Debt Schedule: 2023-2024	Unissued Debt Schedule: 2024-2025	Unissued Debt Schedule: 2025-2026	Unissued Debt Schedule: 2026-2031	Index
01	2102-FC	Radio Tower for Communications	500,000							**500,000**					500,000	500,000							01
02	2109-FC	Public Safety Complex, Phase 2 (Central FS & Admin) (Design)	1,555,615							**1,555,615**				1,555,615		1,605,000							02
03	2111-FC	Public Safety Complex, Phase 2 (Central FS & Admin) (Devel Costs)	670,000							**670,000**				670,000		820,000							03
04	2112-FC	Public Safety Complex, Phase 2 (Central FS & Admin) (Construction)	14,500,000							**14,500,000**				14,500,000		14,300,000							04
05	2113-FC	Public Safety Complex, Phase 2 (Central FS & Admin) (FF&E)	1,274,385							**1,274,385**				1,274,385		1,275,000							05
06		Fire Station #4 (Design)		600,000						**600,000**				600,000			600,000						06
07		Fire Station #4 (Construction)			5,400,000					**5,400,000**				5,400,000				5,400,000					07
08	2105-EQ	Quint Engine - Fire Station #3	1,350,000							**1,350,000**	1,350,000	D											08
09	2106-EQ	Ambulance - Fire Station #3	460,000							**460,000**	460,000	D											09
10		Fire Engine - Fire Station #4		1,100,000						**1,100,000**	1,100,000	D											10
11	2123-FC	Parks & Public Works Needs Assessment		80,000						**80,000**	80,000	E											11
12		Public Safety Training Facility, Phase 1 (Design)							600,000	**600,000**				600,000								600,000	12
13		Public Safety Training Facility, Phase 1 (Construction)							5,400,000	**5,400,000**				5,400,000								5,400,000	13
	Subtotal		**20,310,000**	**1,780,000**	**5,400,000**	**0**	**0**	**0**	**6,000,000**	**33,490,000**	**2,990,000**		**0**	**30,000,000**	**500,000**	**18,500,000**	**600,000**	**5,400,000**	**0**	**0**	**0**	**6,000,000**	

Design	2,225,615	680,000	0	0	0	0	600,000	3,505,615	**CO Bond Debt**	**$ 500,000**	**0**	**0**	**0**	**0**	**0**	**0**
Construction	15,774,385	0	5,400,000	0	0	0	5,400,000	26,574,385	**GO Bond Debt**	**$ 18,000,000**	**600,000**	**5,400,000**	**0**	**0**	**0**	**6,000,000**
Design & Construction	500,000	0	0	0	0	0	0	500,000								
Land/Easements/Equipment	1,810,000	1,100,000	0	0	0	0	0	2,910,000								

	Grand Total General Fund	**416,552,821**	**80,873,033**	**33,330,000**	**367,695,870**	**8,025,000**	**0**	**103,875,000**	**1,010,351,724**	**777,853,170**		**9,605,521**	**210,000,000**	**12,418,033**	**47,325,000**	**34,688,033**	**17,830,000**	**11,675,000**	**8,025,000**	**0**	**102,875,000**	

Design	10,504,962	39,120,000	900,000	0	900,000		3,580,000	55,004,962	**CO Bond Debt**	**$ 7,325,000**	**1,063,033**	**4,030,000**	**0**	**0**	**0**	**0**
Construction	84,595,990	35,668,033	21,125,000	322,505,000	7,125,000		88,515,000	559,534,023	**GO Bond Debt**	**40,000,000**	**33,625,000**	**13,800,000**	**11,675,000**	**8,025,000**	**0**	**102,875,000**
Design & Construction	317,141,869	875,000	10,505,000	45,190,870	0		6,825,000	380,537,739								
Land/Easements	4,310,000	5,210,000	800,000	0	0		4,955,000	15,275,000								

##	**Description Codes - Other Sources**							
##	A	Impact Fees	D	General Fund	G	Park Development Fund	K	Escrows
##	B	Grant and Interlocal Funds	E	Water / Wastewater Fund	H	TIRZ #1	X	Non-Cash Contributions
	C	Developer Agreements	F	Stormwater Drainage Fund	J	TIRZ #2	Z	Other Sources (See Detail)

Summary of Capital Improvement Program - 2021-09-14 ADOPTED
Enterprise Fund Projects

Water Projects

Index			Prior Years	2021-2022	2022-2023	2023-2024	2024-2025	2025-2026	2026-2031	Total Cost	Other Sources		Funding Sources: Issued Debt Authorized	Funding Sources: Unissued Debt GO	Funding Sources: Unissued Debt CO	Unissued Debt Schedule: Issued 2020-2021	Unissued Debt Schedule: 2021-2022	Unissued Debt Schedule: 2022-2023	Unissued Debt Schedule: 2023-2024	Unissued Debt Schedule: 2024-2025	Unissued Debt Schedule: 2025-2026	Unissued Debt Schedule: 2026-2031	Index
01	1902-WA	Custer Road Meter Station and WL Relocations: (Design)	359,225							**359,225**	359,225	E											01
02	1902-WA	Custer Road Meter Station and WL Relocations: (Land/Easements)	53,244							**53,244**	53,244	E											02
03	1902-WA	Custer Road Meter Station and WL Relocations: (Construction)	3,454,363							**3,454,363**	3,454,363	E											03
04	1501-WA	LPP Pump Station and LPP WL Phase 2: (Design)	1,585,100							**1,585,100**	277,081	A	1,308,019										04
05	1501-WA	LPP Pump Station Phase 2: (Construction)		14,062,000						**14,062,000**	12,000,000	A,B			2,062,000		2,062,000						05
06	1501-WA	LPP WL Phase 2A: (Construction)		8,684,000						**8,684,000**					8,684,000		8,684,000						06
07	1810-WA	LPP Water Line Phase 2A Easement Costs	100,000	900,000						**1,000,000**	1,000,000	A											07
08		LPP Future Expansion (2026): (Design)							1,400,000	**1,400,000**					1,400,000							1,400,000	08
09		LPP Future Expansion (2026): (Construction)							12,600,000	**12,600,000**					12,600,000							12,600,000	09
10	1930-WA	Broadway (Parvin-Craig): (Construction)	150,000							**150,000**	150,000	E											10
	Subtotal		**5,701,932**	**23,646,000**	**0**	**0**	**0**	**0**	**14,000,000**	**43,347,932**	**17,293,913**		**1,308,019**	**0**	**24,746,000**	**0**	**10,746,000**	**0**	**0**	**0**	**0**	**14,000,000**	

Design	1,944,325	0	0	0	0	0	1,400,000	3,344,325	
Construction	3,604,363	22,746,000	0	0	0	0	12,600,000	38,950,363	
Design & Construction	0	0	0	0	0		0	0	
Land/Easements	153,244	900,000	0	0	0	0	0	1,053,244	

Wastewater Projects

Index			Prior Years	2021-2022	2022-2023	2023-2024	2024-2025	2025-2026	2026-2031	Total Cost	Other Sources		Funding Sources: Issued Debt Authorized	Funding Sources: Unissued Debt GO	Funding Sources: Unissued Debt CO	Unissued Debt Schedule: Issued 2020-2021	Unissued Debt Schedule: 2021-2022	Unissued Debt Schedule: 2022-2023	Unissued Debt Schedule: 2023-2024	Unissued Debt Schedule: 2024-2025	Unissued Debt Schedule: 2025-2026	Unissued Debt Schedule: 2026-2031	Index
01	2103-WW	Doe Branch Parallel Interceptor: (Design)		500,000						**500,000**	500,000	A											01
02	2103-WW	Doe Branch Parallel Interceptor: (Construction)		4,500,000						**4,500,000**	1,000,000	A			3,500,000		3,500,000						02
03		Doe Branch, Phase 3 WWTP: (Design)			1,450,000				0	**1,450,000**	1,450,000	A											03
04		Doe Branch, Phase 3 WWTP: (Construction)			13,050,000					**13,050,000**	8,000,000	A,B			5,050,000			5,050,000					04
	Subtotal		**0**	**5,000,000**	**14,500,000**	**0**	**0**	**0**	**0**	**19,500,000**	**10,950,000**		**0**	**0**	**8,550,000**	**0**	**3,500,000**	**5,050,000**	**0**	**0**	**0**	**0**	

Design	0	500,000	1,450,000	0	0	0	0	1,950,000	
Construction	0	4,500,000	13,050,000	0	0	0	0	17,550,000	
Design & Construction	0	0	0	0	0		0	0	
Land/Easements	0	0	0	0	0	0	0	0	

Drainage Projects

Index			Prior Years	2021-2022	2022-2023	2023-2024	2024-2025	2025-2026	2026-2031	Total Cost	Other Sources		Funding Sources: Issued Debt Authorized	Funding Sources: Unissued Debt GO	Funding Sources: Unissued Debt CO	Unissued Debt Schedule: Issued 2020-2021	Unissued Debt Schedule: 2021-2022	Unissued Debt Schedule: 2022-2023	Unissued Debt Schedule: 2023-2024	Unissued Debt Schedule: 2024-2025	Unissued Debt Schedule: 2025-2026	Unissued Debt Schedule: 2026-2031	Index
01	2003-DR	Frontier Park/Lakes of Prosper Drainage: (Design)	100,000							**100,000**	100,000	F											01
02	2003-DR	Frontier Park/Lakes of Prosper Drainage: (Construction)		985,000						**985,000**	300,000				685,000		685,000						02
	Subtotal		**100,000**	**985,000**	**0**	**0**	**0**	**0**	**0**	**1,085,000**	**400,000**		**0**	**0**	**685,000**	**0**	**685,000**	**0**	**0**	**0**	**0**	**0**	

Design	100,000	0	0	0	0	0	0	100,000	
Construction	0	985,000	0	0	0	0	0	985,000	
Design & Construction	0	0	0	0	0	0	0	0	
Land/Easements	0	0	0	0	0	0	0	0	

Grand Total Enterprise Funds	**5,801,932**	**29,631,000**	**14,500,000**	**0**	**0**	**0**	**14,000,000**	**63,932,932**	**28,643,913**	**1,308,019**	**0**	**33,981,000**	**0**	**14,931,000**	**5,050,000**	**0**	**0**	**0**	**14,000,000**

Design	2,044,325	500,000	1,450,000	0	0	0	1,400,000	5,394,325	
Construction	3,604,363	28,231,000	13,050,000	0	0	0	12,600,000	57,485,363	
Design & Construction	0	0	0	0	0	0	0	0	
Land/Easements	153,244	900,000	0	0	0	0	0	1,053,244	

##	
##	
##	

Description Codes - Other Sources

A	Impact Fees	D	General Fund	G	Park Development Fund	K	Escrows
B	Grant and Interlocal Funds	E	Water / Wastewater Fund	H	TIRZ #1	X	Non-Cash Contributions
C	Developer Agreements	F	Stormwater Drainage Fund	J	TIRZ #2	Z	Other Sources (See Detail)

Summary of Capital Improvement Program - 2021-09-14 ADOPTED
Capital Improvement Program Summary

Capital Improvement Program Summary	Prior Years	2021-2022	2022-2023	2023-2024	2024-2025	2025-2026	2026-2031	Total Cost	Other Sources	Funding Sources: Issued Debt Authorized	Unissued Debt GO	Unissued Debt CO	Issued 2020-2021	2021-2022	2022-2023	2023-2024	2024-2025	2025-2026	2026-2031
General Fund	416,552,821	80,873,033	33,330,000	367,695,870	8,025,000		103,875,000	1,010,351,724	777,853,170	9,605,521	210,000,000	12,418,033	47,325,000	34,688,033	17,830,000	11,675,000	8,025,000	0	102,875,000
Enterprise Funds	5,801,932	29,631,000	14,500,000	0	0		14,000,000	63,932,932	28,643,913	1,308,019	0	33,981,000	0	14,931,000	5,050,000	0	0	0	14,000,000
Grand Total Capital Improvement Program	**422,354,753**	**110,504,033**	**47,830,000**	**367,695,870**	**8,025,000**		**117,875,000**	**1,074,284,656**	**806,497,083**	**10,913,540**	**210,000,000**	**46,399,033**	**47,325,000**	**49,619,033**	**22,880,000**	**11,675,000**	**8,025,000**	**0**	**116,875,000**
												CO Bond Debt	**7,325,000**	**15,994,033**	**9,080,000**	**0**	**0**	**0**	**14,000,000**
												GO Bond Debt	**40,000,000**	**33,625,000**	**13,800,000**	**11,675,000**	**8,025,000**	**0**	**102,875,000**

Design	12,549,287	39,620,000	2,350,000	0	900,000	4,980,000	60,399,287
Construction	88,200,353	63,899,033	34,175,000	322,505,000	7,125,000	101,115,000	617,019,386
Design & Construction	317,141,869	875,000	10,505,000	45,190,870	0	6,825,000	380,537,739
Land/Easements	4,463,244	6,110,000	800,000	0	0	4,955,000	16,328,244

FINANCE

Prosper is a place where everyone matters.

To: **Mayor and Town Council**

From: **Betty Pamplin, Finance Director**

Through: **Harlan Jefferson, Town Manager**

Re: **Town Council Meeting – October 12, 2021**

Agenda Item:

Consider and act upon a resolution expressing official intent to reimburse costs of fiscal year 2021-2022 Capital Improvement Program (CIP) projects. (BP)

Description of Agenda Item:

The attached resolution allows the Town to pay for the projects listed in the Fiscal Year 2021-2022 CIP, including costs associated with the construction of street improvements ($1,063,033), water/wastewater improvements ($14,246,000), and drainage improvements ($685,000). The total amount to be issued has been set to not exceed $16,000,000 to include issuance costs.

Budget Impact:

The reimbursement resolution itself has no budget impact; repayment of the expenditures will be included in the debt service portion of the tax rate after the bonds are issued as well as water and storm drainage revenues. Initial funding for the work will come from the Capital Projects Fund.

Legal Obligations and Review:

Terrence Welch of Brown & Hofmeister, L.L.P. and Chris Settle of McCall, Parkhurst and Horton, the Town's bond counsel, have reviewed the resolution as to form and legality.

Attached Documents:

1. Resolution
2. Fiscal Year 2021-2022 Adopted CIP

Town Staff Recommendation:

Town staff recommends the Town Council approve the reimbursement resolution.

Proposed Motion:

I move to approve the resolution expressing official intent to reimburse costs of fiscal year 2021-2022 Capital Improvement Program (CIP) projects.

TOWN OF PROSPER, TEXAS **RESOLUTION NO. 2021-XX**

A RESOLUTION OF THE TOWN COUNCIL OF THE TOWN OF PROSPER, TEXAS, EXPRESSING OFFICIAL INTENT TO REIMBURSE COSTS OF FISCAL YEAR 2021-2022 CAPITAL IMPROVEMENT PROGRAM PROJECTS; MAKING FINDINGS; AND PROVIDING AN EFFECTIVE DATE.

WHEREAS, the Town of Prosper, Texas (the "Issuer"), is a duly created governmental body of the State of Texas (the “State”); and

WHEREAS, the Issuer expects to pay, or have paid on its behalf, expenditures in connection with the design, planning, acquisition and construction of portions of its Fiscal Year 2021-2022 capital improvement program projects, including costs associated with the construction of street improvements, park improvements, public safety facilities, water and wastewater infrastructure, storm drainage system improvements, and other related infrastructure improvements (collectively, the "Project") prior to the issuance of tax-exempt obligations, tax-credit obligations and/or obligations for which a prior expression of intent to finance or refinance is required by Federal or State law (collectively and individually, the "Obligations") to finance the Project; and

WHEREAS, the Issuer finds, considers, and declares that the reimbursement for the payment of such expenditures will be appropriate and consistent with the lawful objectives of the Issuer and, as such, chooses to declare its intention to reimburse itself for such payments at such time as it issues Obligations to finance the Project.

THEREFORE, BE IT RESOLVED BY THE TOWN COUNCIL OF THE TOWN OF PROSPER, TEXAS, THAT:

SECTION 1

All of the above premises are hereby found to be true and correct and are hereby approved and incorporated into the body of this Resolution as if copied in their entirety.

SECTION 2

The Issuer reasonably expects to incur debt, as one or more series of Obligations, with an aggregate maximum principal amount equal to $16,000,000 for the purpose of paying the costs of the Project.

SECTION 3

All costs to be reimbursed pursuant hereto will be capital expenditures. No Obligations will be issued by the Issuer in furtherance of this Resolution after a date which is later than eighteen (18) months after the later of (1) the date the expenditures are paid, or (2) the date on which the Project, with respect to which such expenditures were made, is placed in service.

SECTION 4

The foregoing notwithstanding, no Obligation will be issued pursuant to this Resolution more than three years after the date any expenditure which is to be reimbursed is paid.

SECTION 5

The foregoing Sections 3 and 4 notwithstanding, all costs to be reimbursed with qualified tax credit obligations shall not be paid prior to the date hereof and no tax credit obligations shall be issued after eighteen (18) months of the date the original expenditure is made.

SECTION 6

To evidence the adoption of this Resolution on this, the 12th day of October, 2021, by the Town Council of the Issuer, the signatures of the Town Secretary and Mayor are set forth below.

DULY PASSED AND APPROVED BY THE TOWN COUNCIL OF THE TOWN OF PROSPER, TEXAS, THIS 12TH DAY OF OCTOBER, 2021.

_____
Ray Smith, Mayor

ATTEST:

_____
Michelle Lewis Sirianni, Town Secretary

APPROVED AS TO FORM AND LEGALITY:

_____
Terrence S. Welch, Town Attorney

Summary of Capital Improvement Program - 2021-09-14 ADOPTED
General Fund Projects

Item 17.

Index		Street Projects	Prior Years	2021-2022	2022-2023	2023-2024	2024-2025	2025-2026	2026-2031	Total Cost
01	1512-ST	First Street (DNT - Coleman): (Design)	2,786,567							**2,786,567**
02	1512-ST	First Street (DNT - Coleman): (Land/Esmt)		1,225,000						**1,225,000**
03	1512-ST	First Street (DNT - Coleman): (Construction)			13,300,000					**13,300,000**
04	1709-ST	Prosper Trail (Coit - Custer) - 4 lanes: (Design)	810,000							**810,000**
05	2008-ST	Prosper Trail (Coit - Custer) - 2 lanes: (Construction)	6,422,068							**6,422,068**
06	2014-ST	First Street (Coit - Custer) - 4 lanes: (Design)	1,085,000							**1,085,000**
07	2014-ST	First Street (Coit - Custer) - 4 lanes: (Land/Esmt)	800,000	1,600,000						**2,400,000**
08	2014-ST	First Street (Coit - Custer) - 4 lanes: (Construction)		18,600,000						**18,600,000**
09	2010-ST	Fishtrap (Teel - Gee Road): (Design)	400,000							**400,000**
10	2010-ST	Fishtrap (Teel - Gee Road): (Construction)		6,025,000						**6,025,000**
11	2011-ST	Gee Road (Fishtrap - Windsong Retail): (Design)	250,000							**250,000**
12	2011-ST	Gee Road (Fishtrap - Windsong Retail): (Land/Esmt)							30,000	**30,000**
13	2011-ST	Gee Road (Fishtrap - Windsong Retail): (Construction)		3,520,000						**3,520,000**
14	2012-ST	Fishtrap (Elem - DNT) - 4 lanes: (Design)	1,057,380							**1,057,380**
15	2012-ST	Fishtrap (Elem - DNT) - 4 lanes: (Land/Esmt)	1,700,000							**1,700,000**
16	2012-ST	Fishtrap (Elem - DNT) - 4 lanes: (Construction)	17,300,000	700,000						**18,000,000**
17	1933-ST	Fishtrap Segment 2 (PISD Reimbursement)		1,063,033						**1,063,033**
18	1710-ST	Coit Road (First - Frontier) - 4 lanes: (Design)	1,289,900							**1,289,900**
19	1710-ST	Coit Road (First - Frontier) - 4 lanes: (Land/Esmt)			800,000					**800,000**
20	1710-ST	Coit Road (First - Frontier) - 4 lanes: (Construction)							19,850,000	**19,850,000**
21	2013-ST	Teel (US 380 Intersection Improvements): (Design)	100,000							**100,000**
22	2013-ST	Teel (US 380 Intersection Improvements): (Land/Esmt)		510,000						**510,000**
23	2013-ST	Teel (US 380 Intersection Improvements): (Construction)		670,000						**670,000**
24	2118-ST	Preston Road / First Street Dual Left Turns (Design)		100,000						**100,000**
25	2118-ST	Preston Road / First Street Dual Left Turns (Construction)			800,000					**800,000**
26	2121-ST	Preston Road / Prosper Trail Dual Left Turns (Design)		100,000						**100,000**
27	2121-ST	Preston Road / Prosper Trail Dual Left Turns (Construction)			800,000					**800,000**
28	1307-ST	Frontier Parkway (DNT - Preston Road)	33,565,000							**33,565,000**
29	1805-ST	FM 2478 (US 380 - FM 1461)	57,391,869							**57,391,869**
30	1934-ST	DNT Overpass at US380	80,970,000		9,030,000					**90,000,000**
31	2017-ST	Fishtrap, Segment 4 (Middle - Elem) - 4 lanes: (Construction)	2,944,190							**2,944,190**
32	1936-ST	US 380 (US 377 - Denton County Line)	178,105,000							**178,105,000**
33	1938-ST	FM 1461 (SH 289 - CR 165)	175,000	175,000	175,000	45,190,870				**45,715,870**
34	2140-ST	Craig Street (Preston - Fifth): (Design)		300,000						**300,000**
35	2140-ST	Craig Street (Preston - Fifth): (Land/Esmt)		150,000						**150,000**
36	2140-ST	Craig Street (Preston - Fifth): (Construction)							2,250,000	**2,250,000**
37	2141-ST	Coleman (Gorgeous - Prosper Trail) - 4 lanes: (Design)		450,000						**450,000**
38	2141-ST	Coleman (Gorgeous - Prosper Trail) - 4 lanes: (Land/Esmt)		250,000						**250,000**
39	2141-ST	Coleman (Gorgeous - Prosper Trail) - 4 lanes: (Construction)							4,800,000	**4,800,000**
40	2142-ST	Coleman (Prosper Trail - Propser HS) - 2 SB lanes: (Design)		300,000						**300,000**
41	2142-ST	Coleman (Prosper Trail - Propser HS) - 2 SB lanes: (Land/Esmt)		375,000						**375,000**
42	2142-ST	Coleman (Prosper Trail - Propser HS) - 2 SB lanes: (Construction)							2,625,000	**2,625,000**
43	1937-ST	DNT Main Lane (US 380 - FM 428): (Design)		35,000,000						**35,000,000**
44	1937-ST	DNT Main Lane (US 380 - FM 428): (Construction)				315,000,000				**315,000,000**
45	2143-ST	Legacy (Prairie - Fishtrap) - 4 lanes: (Design)		850,000						**850,000**
46	2143-ST	Legacy (Prairie - Fishtrap) - 4 lanes: (Land/Esmt)							575,000	**575,000**
47	2143-ST	Legacy (Prairie - Fishtrap) - 4 lanes: (Construction)							6,800,000	**6,800,000**
48		Parvin (FM 1385 - Legacy): (Design)			800,000				950,000	**1,750,000**
49		Parvin (FM 1385 - Legacy): (Land/Esmt)							2,000,000	**2,000,000**
50		Parvin (FM 1385 - Legacy): (Construction)							13,550,000	**13,550,000**
51		Teel (US 380 - Fishtrap) - 2 NB lanes: (Design)					900,000			**900,000**
52		Teel (US 380 - Fishtrap) - 2 NB lanes: (Land/Esmt)							2,000,000	**2,000,000**
53		Teel (US 380 - Fishtrap) - 2 NB lanes: (Construction)							4,300,000	**4,300,000**
54		Prosper Trail (Coit - Custer) - 2 WB lanes: (Design)							200,000	**200,000**
55		Prosper Trail (Coit - Custer) - 2 WB lanes: (Land/Esmt)							300,000	**300,000**
56		Prosper Trail (Coit - Custer) - 2 WB lanes: (Construction)							12,550,000	**12,550,000**
57		Legacy (Fishtrap - Prosper Trail) - 2 SB lanes: (Design)							450,000	**450,000**
58		Legacy (Fishtrap - Prosper Trail) - 2 SB lanes: (Land/Esmt)							50,000	**50,000**
59		Legacy (Fishtrap - Prosper Trail) - 2 SB lanes: (Construction)							6,000,000	**6,000,000**
60		Remaining Proposition 3: GO Bond Funds							4,450,000	**4,450,000**
	Subtotal		**387,151,974**	**71,963,033**	**25,705,000**	**360,190,870**	**900,000**	**0**	**83,730,000**	**929,640,877**
		Design	7,778,847	37,100,000	800,000	0	900,000	0	1,600,000	48,178,847
		Construction	60,231,258	30,578,033	14,900,000	315,000,000	0	0	72,725,000	493,434,291
		Design & Construction	316,641,869	175,000	9,205,000	45,190,870	0	0	4,450,000	375,662,739
		Land/Easements	2,500,000	4,110,000	800,000	0	0	0	4,955,000	12,365,000

Index	Funding Sources: Other Sources		Issued Debt Authorized	Unissued Debt GO	Unissued Debt CO	Unissued Debt Schedule: Issued 2020-2021	2021-2022	2022-2023	2023-2024	2024-2025	2025-2026	2026-2031	Index
01	2,439,915	A,D	346,652										01
02	1,225,000	D											02
03	1,000,000	A		12,300,000				6,000,000	6,300,000				03
04	810,000	A											04
05	1,372,068	D,K	5,050,000										05
06			1,085,000										06
07	600,000	A		1,800,000		800,000	1,000,000						07
08	1,280,000	A		17,320,000			17,320,000						08
09	400,000	C											09
10				6,025,000			6,025,000						10
11	250,000	C											11
12				30,000								30,000	12
13				3,520,000			3,520,000						13
14	405,580	A,D,K	651,800										14
15				1,700,000		1,700,000							15
16				18,000,000		17,300,000	700,000						16
17					1,063,033		1,063,033						17
18	1,289,900	A,X											18
19				800,000				800,000					19
20				19,850,000								19,850,000	20
21	100,000	A,K											21
22				510,000			510,000						22
23				670,000			670,000						23
24	100,000	B,Z											24
25	800,000	B,Z											25
26	100,000	Z											26
27	800,000	A											27
28	28,099,597	A,X	140,403		5,325,000	5,325,000							28
29	57,391,869	A,K,X											29
30	85,970,000	A,J,X			4,030,000			4,030,000					30
31	114,524	K	1,329,666		1,500,000	1,500,000							31
32	178,105,000	D,X											32
33	45,715,870	A,X											33
34				300,000			300,000						34
35				150,000			150,000						35
36				2,250,000								2,250,000	36
37	450,000	D											37
38	250,000	D											38
39				4,800,000								4,800,000	39
40	300,000	A											40
41	375,000	D											41
42				2,625,000								2,625,000	42
43	35,000,000	X											43
44	315,000,000	X											44
45	850,000	D											45
46				575,000								575,000	46
47				6,800,000								6,800,000	47
48				1,750,000				800,000				950,000	48
49				2,000,000								2,000,000	49
50				13,550,000								13,550,000	50
51				900,000						900,000			51
52				2,000,000								2,000,000	52
53				4,300,000								4,300,000	53
54				200,000								200,000	54
55				300,000								300,000	55
56				12,550,000								12,550,000	56
57				450,000								450,000	57
58				50,000								50,000	58
59				6,000,000								6,000,000	59
60				4,450,000								4,450,000	60
Subtotal	**760,594,323**		**8,603,521**	**148,525,000**	**11,918,033**	**26,625,000**	**31,258,033**	**11,630,000**	**6,300,000**	**900,000**	**0**	**83,730,000**	
					CO Bond Debt	**6,825,000**	**1,063,033**	**4,030,000**	**0**	**0**	**0**	**0**	
					GO Bond Debt	**19,800,000**	**30,195,000**	**7,600,000**	**6,300,000**	**900,000**	**0**	**83,730,000**	

Summary of Capital Improvement Program - 2021-09-14 ADOPTED
General Fund Projects

Index		Traffic Projects	Prior Years	2021-2022	2022-2023	2023-2024	2024-2025	2025-2026	2026-2031	Total Cost	Other Sources		Funding Sources: Issued Debt Authorized	Funding Sources: Unissued Debt GO	Funding Sources: Unissued Debt CO	Unissued Debt Schedule: Issued 2020-2021	Unissued Debt Schedule: 2021-2022	Unissued Debt Schedule: 2022-2023	Unissued Debt Schedule: 2023-2024	Unissued Debt Schedule: 2024-2025	Unissued Debt Schedule: 2025-2026	Unissued Debt Schedule: 2026-2031	Index
01		Traffic Signal - Fishtrap & Windsong Parkway: (Design)			50,000					**50,000**			50,000										01
02		Traffic Signal - Fishtrap & Windsong Parkway: (Construction)			425,000					**425,000**			425,000										02
03		Traffic Signal - FM 2478 (Custer Rd) & First Street: (TxDOT)			500,000					**500,000**	500,000	X											03
04		Traffic Signal - First Street & La Cima: (Design)			50,000					**50,000**	50,000	A											04
05		Traffic Signal - First Street & La Cima: (Construction)			400,000					**400,000**	400,000	A											05
06	2101-TR	Traffic Signal - Fishtrap & Artesia Boulevard: (Design)							50,000	**50,000**													06
07	2101-TR	Traffic Signal - Fishtrap & Artesia Boulevard: (Construction)							425,000	**425,000**													07
08		Traffic Signal - First Street & Coleman: (Design)							50,000	**50,000**				50,000								50,000	08
09		Traffic Signal - First Street & Coleman: (Construction)							425,000	**425,000**				425,000								425,000	09
10		Traffic Signal - Fishtrap & Legacy Drive: (Design)							65,000	**65,000**				65,000								65,000	10
11		Traffic Signal - Fishtrap & Legacy Drive: (Construction)							460,000	**460,000**				460,000								460,000	11
12		Traffic Signal - Richland Blvd & Walmart/Pandera (Design)							65,000	**65,000**	65,000	A											12
13		Traffic Signal - Richland Blvd & Walmart/Pandera (Construction)							460,000	**460,000**	460,000	A											13
14		Remaining Proposition 3: GO Bond Funds							475,000	**475,000**				475,000								475,000	14
		Subtotal	**0**	**0**	**1,425,000**	**0**	**0**	**0**	**2,475,000**	**3,900,000**	**1,475,000**		**475,000**	**1,475,000**	**0**	**0**	**0**	**0**	**0**	**0**	**0**	**1,475,000**	

Design	0	0	100,000	0	0	0	230,000	330,000						**CO Bond Debt**	**0**	**0**	**0**	**0**	**0**	**0**	**0**	
Construction	0	0	825,000	0	0	0	1,770,000	2,595,000						**GO Bond Debt**	**0**	**0**	**0**	**0**	**0**	**0**	**1,475,000**	
Design & Construction	0	0	500,000	0	0	0	475,000	975,000															
Land/Easements	0	0	0	0	0	0	0	0															

Index		Park Projects	Prior Years	2021-2022	2022-2023	2023-2024	2024-2025	2025-2026	2026-2031	Total Cost	Other Sources		Funding Sources: Issued Debt Authorized	Funding Sources: Unissued Debt GO	Funding Sources: Unissued Debt CO	Unissued Debt Schedule: Issued 2020-2021	Unissued Debt Schedule: 2021-2022	Unissued Debt Schedule: 2022-2023	Unissued Debt Schedule: 2023-2024	Unissued Debt Schedule: 2024-2025	Unissued Debt Schedule: 2025-2026	Unissued Debt Schedule: 2026-2031	Index
		Neighborhood Park																					
01		Tanners Mill Park: (Construction)	468,000							**468,000**	468,000	C											01
02		Star Trail Park #2 (7.5 Acres / No Lights): (Construction)	535,000							**535,000**	535,000	C											02
03		Star Trail Park #3 (7.5 Acres/ No Lights): (Construction)				535,000				**535,000**	535,000	C											03
04		Windsong Ranch Park #2 (7.5 Acres / No Lights): (Design)	30,000							**30,000**	30,000	C											04
05	2144-PK	Windsong Ranch Park #2 (7.5 Acres / No Lights): (Construction)		230,000						**230,000**	230,000	C											05
06		Lakewood Preserve (22 Acres / Lights): Construction)	967,500							**967,500**	967,500	C											06
07	1802-PK	Hays Park (2 Acres / No Lights): (Design)	85,000							**85,000**	85,000	G											07
08	1802-PK	Hays Park (2 Acres / No Lights): (Construction)	375,000							**375,000**	375,000	G											08
09	2015-PK	Pecan Grove Phase 2 (21.5 Acres / No Lights) (basketball, pavilion, parking, security lighting): (Design)	67,500							**67,500**	500	G	67,000										09
10	2145-PK	Pecan Grove Phase 2 (21.5 Acres / No Lights) (basketball, pavilion, parking, security lighting): (Construction)		575,000						**575,000**	575,000	G											10
11	2146-PK	Prairie Park (6.7 Acres / No Lights)	300,000	300,000						**600,000**	600,000	C											11
12	2107-PK	Lakewood Preserve, Phase 2 (22 Acres/Lights): (Construction)	2,100,000	1,745,000						**3,845,000**	1,745,000	D, Z		2,100,000		2,100,000							12
13	2108-PK	Tanner's Mill, Park, Phase 2: (Design)	100,000							**100,000**				100,000		100,000							13
14	2108-PK	Tanner's Mill, Park, Phase 2: (Construction)		930,000						**930,000**				930,000			930,000						14
15		Windsong Park #3: (Design)							200,000	**200,000**				200,000								200,000	15
16		Windsong Park #3: (Construction)							930,000	**930,000**				930,000								930,000	16
17		Town Hall Open Space: (Design)							200,000	**200,000**				200,000								200,000	17
18		Town Hall Open Space: (Construction)							1,810,000	**1,810,000**				1,810,000								1,810,000	18
19		Un-named Neighborhood Park: (Design)							200,000	**200,000**				200,000								200,000	19
20		Un-named Neighborhood Park: (Construction)							930,000	**930,000**				930,000								930,000	20
		Trails																					
21	1801-PK	Whitley Place H&B Trail Extension: (Design)	70,000							**70,000**	70,000	G											21
22	1910-PK	Hike and Bike Master Plan: (Design)	68,000							**68,000**	68,000	D											22
23		Star Trail H&B Trail Phases 1, 2, 3, and 4: (Construction)	200,000							**200,000**	200,000	C											23
24	1926-PK	Whitley Place H&B Trail (OH Easement): (Design)	10,000							**10,000**			10,000										24
25	1926-PK	Whitley Place H&B Trail (OH Easement): (Construction)	270,000							**270,000**			270,000										25
26	1801-PK	Whitley Place H&B Trail Extension: (Construction)	680,000							**680,000**	500,000	G	180,000										26
27		Windsong H&B Trail Ph 3C,5,6A, 6B, 7, 8, and 9: (Design)	40,000							**40,000**	40,000	C											27
28	2147-PK	Windsong H&B Trail Ph 3C,5,6A, 6B, 7, 8, and 9: (Construction)	1,351,572	435,000		495,000				**2,281,572**	2,281,572	C											28
29		Various Hike and Bike Trails							1,000,000	**1,000,000**				1,000,000								1,000,000	29
30	2119-PK	Westside Waterline Trail Connection			800,000					**800,000**				800,000				800,000					30
31	2120-PK	Gee Rd. Trail Connection		700,000						**700,000**				700,000			700,000						31
32		Prosper Center Park Trail Connection							900,000	**900,000**				900,000								900,000	32
		Community Park																					
33										**0**													30
34	2122-PK	Sexton Park, Phase 1: (Design)		1,200,000						**1,200,000**				1,200,000			1,200,000						31
35		Sexton Park, Phase 1: (Construction)				5,375,000	7,125,000			**12,500,000**				12,500,000					5,375,000	7,125,000			32
36		Un-named Community Park: (Design)							550,000	**550,000**				550,000								550,000	33
37		Un-named Community Park: (Construction)							4,950,000	**4,950,000**				4,950,000								4,950,000	34
		Medians																					
38	1818-PK	Additional Turf Irrigation SH 289	68,000							**68,000**	68,000	D											38
39	1813-PK	SH 289/US 380 Green Ribbon Landscape Irrigation	821,250							**821,250**	821,250	B,D											39
40	2018-PK	Coleman Street Median Landscaping (Talon - Victory): (Design)	30,000							**30,000**	30,000	A											40
41	2018-PK	Coleman Street Median Landscaping (Talon - Victory): (Construction)	454,025							**454,025**	454,025	AD											41
42	2148-PK	Coleman Street Median Landscaping (Victory - Preston) (Design)		25,000						**25,000**	25,000	D											42
43	2148-PK	Coleman Street Median Landscaping (Victory - Preston)(Construction)		625,000						**625,000**	625,000	D											43
44	2149-PK	Prosper Trail (DNT - 700' East) Median Landscaping (Design)		25,000						**25,000**	25,000	D											44
45	2149-PK	Prosper Trail (DNT - 700' East) Median Landscaping (Construction)		250,000						**250,000**	250,000	D											45
46	2150-PK	US 380 Green Ribbon Lndscp- Irrigation (Lovers - Mahard): (Design)		90,000						**90,000**	90,000	B,D											46
47	2150-PK	US 380 Green Ribbon Lndscp-Irrigation (Lovers - Mahard): (Constr.)				1,100,000				**1,100,000**	1,100,000	B,D											47
		Subtotal	**9,090,847**	**7,130,000**	**800,000**	**7,505,000**	**7,125,000**	**0**	**11,670,000**	**43,320,847**	**12,793,847**		**527,000**	**30,000,000**	**0**	**2,200,000**	**2,830,000**	**800,000**	**5,375,000**	**7,125,000**	**0**	**11,670,000**	

Design	500,500	1,340,000	0	0	0	0	1,150,000	2,990,500						**CO Bond Debt**	**0**	**0**	**0**	**0**	**0**	**0**	**0**	
Construction	8,590,347	5,090,000	0	7,505,000	7,125,000	0	8,620,000	36,930,347						**GO Bond Debt**	**2,200,000**	**2,830,000**	**800,000**	**5,375,000**	**7,125,000**	**0**	**11,670,000**	
Design & Construction	0	700,000	800,000	0	0	0	1,900,000	3,400,000															
Land/Easements	0	0	0	0	0	0	0	0															

Summary of Capital Improvement Program - 2021-09-14 ADOPTED
General Fund Projects

Index		Facility Projects	Prior Years	2021-2022	2022-2023	2023-2024	2024-2025	2025-2026	2026-2031	Total Cost	Other Sources		Funding Sources: Issued Debt Authorized	Funding Sources: Unissued Debt GO	Funding Sources: Unissued Debt CO	Unissued Debt Schedule: Issued 2020-2021	Unissued Debt Schedule: 2021-2022	Unissued Debt Schedule: 2022-2023	Unissued Debt Schedule: 2023-2024	Unissued Debt Schedule: 2024-2025	Unissued Debt Schedule: 2025-2026	Unissued Debt Schedule: 2026-2031	Index
01	2102-FC	Radio Tower for Communications	500,000							**500,000**					500,000	500,000							01
02	2109-FC	Public Safety Complex, Phase 2 (Central FS & Admin) (Design)	1,555,615							**1,555,615**				1,555,615		1,605,000							02
03	2111-FC	Public Safety Complex, Phase 2 (Central FS & Admin) (Devel Costs)	670,000							**670,000**				670,000		820,000							03
04	2112-FC	Public Safety Complex, Phase 2 (Central FS & Admin) (Construction)	14,500,000							**14,500,000**				14,500,000		14,300,000							04
05	2113-FC	Public Safety Complex, Phase 2 (Central FS & Admin) (FF&E)	1,274,385							**1,274,385**				1,274,385		1,275,000							05
06		Fire Station #4 (Design)		600,000						**600,000**				600,000			600,000						06
07		Fire Station #4 (Construction)			5,400,000					**5,400,000**				5,400,000				5,400,000					07
08	2105-EQ	Quint Engine - Fire Station #3	1,350,000							**1,350,000**	1,350,000	D											08
09	2106-EQ	Ambulance - Fire Station #3	460,000							**460,000**	460,000	D											09
10		Fire Engine - Fire Station #4		1,100,000						**1,100,000**	1,100,000	D											10
11	2123-FC	Parks & Public Works Needs Assessment		80,000						**80,000**	80,000	E											11
12		Public Safety Training Facility, Phase 1 (Design)							600,000	**600,000**				600,000								600,000	12
13		Public Safety Training Facility, Phase 1 (Construction)							5,400,000	**5,400,000**				5,400,000								5,400,000	13
	Subtotal		**20,310,000**	**1,780,000**	**5,400,000**	**0**	**0**	**0**	**6,000,000**	**33,490,000**	**2,990,000**		**0**	**30,000,000**	**500,000**	**18,500,000**	**600,000**	**5,400,000**	**0**	**0**	**0**	**6,000,000**	

Design	2,225,615	680,000	0	0	0	0	600,000	3,505,615	**CO Bond Debt**	**$ 500,000**	**0**	**0**	**0**	**0**	**0**	**0**
Construction	15,774,385	0	5,400,000	0	0	0	5,400,000	26,574,385	**GO Bond Debt**	**$ 18,000,000**	**600,000**	**5,400,000**	**0**	**0**	**0**	**6,000,000**
Design & Construction	500,000	0	0	0	0	0	0	500,000								
Land/Easements/Equipment	1,810,000	1,100,000	0	0	0	0	0	2,910,000								

	Grand Total General Fund	**416,552,821**	**80,873,033**	**33,330,000**	**367,695,870**	**8,025,000**	**0**	**103,875,000**	**1,010,351,724**	**777,853,170**		**9,605,521**	**210,000,000**	**12,418,033**	**47,325,000**	**34,688,033**	**17,830,000**	**11,675,000**	**8,025,000**	**0**	**102,875,000**	

Design	10,504,962	39,120,000	900,000	0	900,000		3,580,000	55,004,962	**CO Bond Debt**	**$ 7,325,000**	**1,063,033**	**4,030,000**	**0**	**0**	**0**	**0**
Construction	84,595,990	35,668,033	21,125,000	322,505,000	7,125,000		88,515,000	559,534,023	**GO Bond Debt**	**40,000,000**	**33,625,000**	**13,800,000**	**11,675,000**	**8,025,000**	**0**	**102,875,000**
Design & Construction	317,141,869	875,000	10,505,000	45,190,870	0		6,825,000	380,537,739								
Land/Easements	4,310,000	5,210,000	800,000	0	0		4,955,000	15,275,000								

##	**Description Codes - Other Sources**							
##	A	Impact Fees	D	General Fund	G	Park Development Fund	K	Escrows
##	B	Grant and Interlocal Funds	E	Water / Wastewater Fund	H	TIRZ #1	X	Non-Cash Contributions
	C	Developer Agreements	F	Stormwater Drainage Fund	J	TIRZ #2	Z	Other Sources (See Detail)

Summary of Capital Improvement Program - 2021-09-14 ADOPTED
Enterprise Fund Projects

Water Projects

Index			Prior Years	2021-2022	2022-2023	2023-2024	2024-2025	2025-2026	2026-2031	Total Cost	Other Sources		Funding Sources: Issued Debt Authorized	Funding Sources: Unissued Debt GO	Funding Sources: Unissued Debt CO	Unissued Debt Schedule: Issued 2020-2021	Unissued Debt Schedule: 2021-2022	Unissued Debt Schedule: 2022-2023	Unissued Debt Schedule: 2023-2024	Unissued Debt Schedule: 2024-2025	Unissued Debt Schedule: 2025-2026	Unissued Debt Schedule: 2026-2031	Index
01	1902-WA	Custer Road Meter Station and WL Relocations: (Design)	359,225							**359,225**	359,225	E											01
02	1902-WA	Custer Road Meter Station and WL Relocations: (Land/Easements)	53,244							**53,244**	53,244	E											02
03	1902-WA	Custer Road Meter Station and WL Relocations: (Construction)	3,454,363							**3,454,363**	3,454,363	E											03
04	1501-WA	LPP Pump Station and LPP WL Phase 2: (Design)	1,585,100							**1,585,100**	277,081	A	1,308,019										04
05	1501-WA	LPP Pump Station Phase 2: (Construction)		14,062,000						**14,062,000**	12,000,000	A,B			2,062,000		2,062,000						05
06	1501-WA	LPP WL Phase 2A: (Construction)		8,684,000						**8,684,000**					8,684,000		8,684,000						06
07	1810-WA	LPP Water Line Phase 2A Easement Costs	100,000	900,000						**1,000,000**	1,000,000	A											07
08		LPP Future Expansion (2026): (Design)							1,400,000	**1,400,000**					1,400,000							1,400,000	08
09		LPP Future Expansion (2026): (Construction)							12,600,000	**12,600,000**					12,600,000							12,600,000	09
10	1930-WA	Broadway (Parvin-Craig): (Construction)	150,000							**150,000**	150,000	E											10
	Subtotal		**5,701,932**	**23,646,000**	**0**	**0**	**0**	**0**	**14,000,000**	**43,347,932**	**17,293,913**		**1,308,019**	**0**	**24,746,000**	**0**	**10,746,000**	**0**	**0**	**0**	**0**	**14,000,000**	

Design	1,944,325	0	0	0	0	0	1,400,000	3,344,325	
Construction	3,604,363	22,746,000	0	0	0	0	12,600,000	38,950,363	
Design & Construction	0	0	0	0	0		0	0	
Land/Easements	153,244	900,000	0	0	0	0	0	1,053,244	

Wastewater Projects

Index			Prior Years	2021-2022	2022-2023	2023-2024	2024-2025	2025-2026	2026-2031	Total Cost	Other Sources		Funding Sources: Issued Debt Authorized	Funding Sources: Unissued Debt GO	Funding Sources: Unissued Debt CO	Unissued Debt Schedule: Issued 2020-2021	Unissued Debt Schedule: 2021-2022	Unissued Debt Schedule: 2022-2023	Unissued Debt Schedule: 2023-2024	Unissued Debt Schedule: 2024-2025	Unissued Debt Schedule: 2025-2026	Unissued Debt Schedule: 2026-2031	Index
01	2103-WW	Doe Branch Parallel Interceptor: (Design)		500,000						**500,000**	500,000	A											01
02	2103-WW	Doe Branch Parallel Interceptor: (Construction)		4,500,000						**4,500,000**	1,000,000	A			3,500,000		3,500,000						02
03		Doe Branch, Phase 3 WWTP: (Design)			1,450,000				0	**1,450,000**	1,450,000	A											03
04		Doe Branch, Phase 3 WWTP: (Construction)			13,050,000					**13,050,000**	8,000,000	A,B			5,050,000			5,050,000					04
	Subtotal		**0**	**5,000,000**	**14,500,000**	**0**	**0**	**0**	**0**	**19,500,000**	**10,950,000**		**0**	**0**	**8,550,000**	**0**	**3,500,000**	**5,050,000**	**0**	**0**	**0**	**0**	

Design	0	500,000	1,450,000	0	0		0	1,950,000	
Construction	0	4,500,000	13,050,000	0	0		0	17,550,000	
Design & Construction	0	0	0	0	0		0	0	
Land/Easements	0	0	0	0	0		0	0	

Drainage Projects

Index			Prior Years	2021-2022	2022-2023	2023-2024	2024-2025	2025-2026	2026-2031	Total Cost	Other Sources		Funding Sources: Issued Debt Authorized	Funding Sources: Unissued Debt GO	Funding Sources: Unissued Debt CO	Unissued Debt Schedule: Issued 2020-2021	Unissued Debt Schedule: 2021-2022	Unissued Debt Schedule: 2022-2023	Unissued Debt Schedule: 2023-2024	Unissued Debt Schedule: 2024-2025	Unissued Debt Schedule: 2025-2026	Unissued Debt Schedule: 2026-2031	Index
01	2003-DR	Frontier Park/Lakes of Prosper Drainage: (Design)	100,000							**100,000**	100,000	F											01
02	2003-DR	Frontier Park/Lakes of Prosper Drainage: (Construction)		985,000						**985,000**	300,000				685,000		685,000						02
	Subtotal		**100,000**	**985,000**	**0**	**0**	**0**	**0**	**0**	**1,085,000**	**400,000**		**0**	**0**	**685,000**	**0**	**685,000**	**0**	**0**	**0**	**0**	**0**	

Design	100,000	0	0	0	0		0	100,000	
Construction	0	985,000	0	0	0		0	985,000	
Design & Construction	0	0	0	0	0		0	0	
Land/Easements	0	0	0	0	0		0	0	

Grand Total Enterprise Funds	**5,801,932**	**29,631,000**	**14,500,000**	**0**	**0**	**0**	**14,000,000**	**63,932,932**	**28,643,913**	**1,308,019**	**0**	**33,981,000**	**0**	**14,931,000**	**5,050,000**	**0**	**0**	**0**	**14,000,000**

Design	2,044,325	500,000	1,450,000	0	0	0	1,400,000	5,394,325
Construction	3,604,363	28,231,000	13,050,000	0	0	0	12,600,000	57,485,363
Design & Construction	0	0	0	0	0	0	0	0
Land/Easements	153,244	900,000	0	0	0	0	0	1,053,244

##	
##	
##	

Description Codes - Other Sources

A	Impact Fees	D	General Fund	G	Park Development Fund	K	Escrows
B	Grant and Interlocal Funds	E	Water / Wastewater Fund	H	TIRZ #1	X	Non-Cash Contributions
C	Developer Agreements	F	Stormwater Drainage Fund	J	TIRZ #2	Z	Other Sources (See Detail)

Summary of Capital Improvement Program - 2021-09-14 ADOPTED
Capital Improvement Program Summary

Capital Improvement Program Summary	Prior Years	2021-2022	2022-2023	2023-2024	2024-2025	2025-2026	2026-2031	Total Cost	Other Sources	Funding Sources: Issued Debt Authorized	Unissued Debt GO	Unissued Debt CO	Issued 2020-2021	2021-2022	2022-2023	2023-2024	2024-2025	2025-2026	2026-2031
General Fund	416,552,821	80,873,033	33,330,000	367,695,870	8,025,000		103,875,000	1,010,351,724	777,853,170	9,605,521	210,000,000	12,418,033	47,325,000	34,688,033	17,830,000	11,675,000	8,025,000	0	102,875,000
Enterprise Funds	5,801,932	29,631,000	14,500,000	0	0		14,000,000	63,932,932	28,643,913	1,308,019	0	33,981,000	0	14,931,000	5,050,000	0	0	0	14,000,000
Grand Total Capital Improvement Program	**422,354,753**	**110,504,033**	**47,830,000**	**367,695,870**	**8,025,000**		**117,875,000**	**1,074,284,656**	**806,497,083**	**10,913,540**	**210,000,000**	**46,399,033**	**47,325,000**	**49,619,033**	**22,880,000**	**11,675,000**	**8,025,000**	**0**	**116,875,000**
												CO Bond Debt	**7,325,000**	**15,994,033**	**9,080,000**	**0**	**0**	**0**	**14,000,000**
												GO Bond Debt	**40,000,000**	**33,625,000**	**13,800,000**	**11,675,000**	**8,025,000**	**0**	**102,875,000**

Design	12,549,287	39,620,000	2,350,000	0	900,000	4,980,000	60,399,287
Construction	88,200,353	63,899,033	34,175,000	322,505,000	7,125,000	101,115,000	617,019,386
Design & Construction	317,141,869	875,000	10,505,000	45,190,870	0	6,825,000	380,537,739
Land/Easements	4,463,244	6,110,000	800,000	0	0	4,955,000	16,328,244

FINANCE DEPARTMENT

TOWN OF PROSPER

Prosper is a place where everyone matters.

To: **Mayor and Town Council**

From: **Betty Pamplin, Finance Director**

Through: **Harlan Jefferson, Town Manager**

Re: **Town Council Meeting – October 12, 2021**

Agenda Item:

Consider and act upon an ordinance amending Ordinance No. 2021-55 (FY 2021-2022 Annual Budget and Capital Improvement Program) to provide funding increased expenditures in the General Fund, Park Improvement Fund, Water Impact Fee Fund and Wastewater Impact Fee Fund. (BP)

Description of Agenda Item:

The proposed ordinance is amending the following balance for the FY 2021-2022 Budget:

General Fund Fire Services

Transfers to Capital expenditures will increase by $110,000 for the purchase of the apparatus for Fire Station 3. Funds were set aside in FY 2020-2021 for the purchase of a Quint fire engine and an Ambulance. Final quotes received indicate that additional funds will be needed due to price increases on both pieces of equipment. There are separate agenda items on tonight's agenda to approve the purchase of each apparatus.

Park Improvement Fund

Grant revenue is increasing by $200,550 to recognize funds awarded to the Town by Collin County for the Pecan Grove Park project. Expenditures are increasing by $150,000 for the Pecan Grove Park project. The additional grant revenue will offset the already approved expenditure of $575,000 in the Park Improvement Fund. There is a separate agenda item on tonight's agenda to accept the grant award.

Capital Improvement Program

The Fiscal Year 2021-2022 Capital Improvement Program is being amended by $450,000 to include the design of water lines and a wastewater line that will provide service to current undeveloped properties along the Dallas North Tollway from Prosper Trail to Frontier Parkway. The wastewater line will also provide service to undeveloped properties south of Frontier Parkway/Parvin Road between Teel Parkway and the Dallas North Tollway and extend past the Dallas North Tollway further east to connect to the existing wastewater lift station at the PISD Stadium.

Impact Fee Funds

The Water Impact Fee fund expenditures are being increased by $200,000 to allocate funds for the design of a 12" water line along the Dallas North Tollway from Prosper Trail to Frontier Parkway, a 12" water line along Frontier Parkway from the Dallas North Tollway to the Frontier Park/PISD Stadium site, and a 12" water line from the Dallas North Tollway to the Lakes of Prosper North development.

The Wastewater Impact Fee fund expenditures are being increased by $250,000 to allocate funds for the design of the wastewater line from the current terminus north of the intersection of Teel Parkway and Prosper Trail, to the existing wastewater lift station at the PISD Stadium. The design will include the abandonment of the wastewater lift station.

Budget Impact:

The General Fund expenditures will increase by $110,000; Park Improvement Fund expenditures will increase by $150,000; Water Impact Fee Fund expenditures will increase by $200,000; and Wastewater Impact Fee Fund expenditures will increase by $250,000 in FY 2021-2022.

Legal Obligations and Review:

Terrence Welch of Brown & Hofmeister, L.L.P., has reviewed and approved the budget amendment ordinance as to form and legality.

Attached Documents:

1. Ordinance
2. CIP Amendment

Town Staff Recommendation:

Town staff recommends approval of amending Ordinance No. 2021-55 (FY 2021-2022 Annual Budget and Capital Improvement Program) to provide funding increased expenditures in the General Fund, Park Improvement Fund, Water Impact Fee Fund and Wastewater Impact Fee Fund.

Proposed Motion:

I move to approve amending Ordinance No. 2021-55 (FY 2021-2022 Annual Budget and Capital Improvement Program) to provide funding increased expenditures in the General Fund, Park Improvement Fund, Water Impact Fee Fund and Wastewater Impact Fee Fund.

TOWN OF PROSPER, TEXAS **ORDINANCE NO. 2021-XX**

AN ORDINANCE OF THE TOWN OF PROSPER, TEXAS, AMENDING ORDINANCE NO. 2021-55 (FY 2021-2022 BUDGET) TO FUND INCREASED EXPENDITURES OF $110,000 IN THE GENERAL FUND BUDGET; INCREASED EXPENDITURES OF $150,000 IN THE PARK IMPROVEMENT FUND BUDGET; INCREASED EXPENDITURES OF $200,000 IN THE WATER IMPACT FEE FUND BUDGET; AND INCREASED EXPENDITURES OF $250,000 IN THE WASTEWATER IMPACT FEE FUND BUDGET; PROVIDING FOR REPEALING, SAVINGS AND SEVERABILITY CLAUSES; AND PROVIDING FOR AN EFFECTIVE DATE OF THIS ORDINANCE.

WHEREAS, the Town Council of the Town of Prosper, Texas ("Town Council"), has investigated and determined that it will be beneficial and advantageous to the residents of the Town of Prosper, Texas ("Prosper"), to amend Ordinance No. 2021-55 (FY 2021-2022 Budget) for the purposes listed in Exhibit "A," attached hereto and incorporated herein by reference; and

WHEREAS, the changes will result in budgeted funds being allocated and an overall net increase in the budget for funding from fund balance.

NOW, THEREFORE, BE IT ORDAINED BY THE TOWN COUNCIL OF THE TOWN OF PROSPER, TEXAS, THAT:

SECTION 1

Findings Incorporated. The findings set forth above are incorporated into the body of this Ordinance as if fully set forth herein.

SECTION 2

Amendment to Ordinance No. 2021-55 (FY 2021-2022 Budget). Ordinance No. 2021-55 (FY 2021-2022 Budget) is hereby amended to allow for increases to appropriations as shown in Exhibit "A," attached hereto and incorporated herein by reference.

SECTION 3

Savings/Repealing Clause. All provisions of any ordinance in conflict with this Ordinance are hereby repealed, but such repeal shall not abate any pending prosecution for violation of the repealed Ordinance, nor shall the repeal prevent prosecution from being commenced for any violation if occurring prior to the repeal of the Ordinance. Any remaining portions of conflicting ordinances shall remain in full force and effect.

SECTION 4

Severability. Should any section, subsection, sentence, clause, or phrase of this Ordinance be declared unconstitutional or invalid by a court of competent jurisdiction, it is expressly provided that any and all remaining portions of this Ordinance shall remain in full force and effect. Prosper hereby declares that it would have passed this Ordinance, and each section, subsection, sentence, clause, or phrase thereof irrespective of the fact that any one or more sections, subsections, sentences, clauses, or phrases be declared unconstitutional or invalid.

SECTION 5

Effective Date. This Ordinance shall become effective immediately upon its passage.

DULY PASSED AND APPROVED BY THE TOWN COUNCIL OF THE TOWN OF PROSPER, TEXAS, ON THIS 12TH DAY OF OCTOBER, 2021.

TOWN OF PROSPER, TEXAS

_____

Ray Smith, Mayor

ATTEST TO:

_____

Michelle Lewis Sirianni, Town Secretary

APPROVED AS TO FORM AND LEGALITY:

_____

Terrence S. Welch, Town Attorney

EXHIBIT "A"
BUDGET AMENDMENT
FISCAL YEAR 2021-2022
October 12, 2021

General Fund		Original Budget	Current Budget	Amended Budget	Increase (Decrease)
Revenues:					
Property Tax		19,266,473	19,266,473	19,266,473	-
Sales Tax		8,077,237	8,077,237	8,077,237	-
Franchise Fees		1,997,889	1,997,889	1,997,889	-
License, Fees & Permits		5,068,480	5,068,480	5,068,480	-
Charges for Services		583,724	583,724	583,724	-
Fines & Warrants		325,500	325,500	325,500	-
Grants		232,914	232,914	232,914	-
Investment Income		70,000	70,000	70,000	-
Transfers In		1,100,514	1,100,514	1,100,514	-
Miscellaneous		132,850	132,850	132,850	-
Park Fees		441,500	441,500	441,500	-
	Total	**$ 37,297,081**	**$ 37,297,081**	**$ 37,297,081**	**$ -**
Expenditures:					
Administration		7,222,692	7,222,692	7,222,692	-
Police Services		6,520,223	6,520,223	6,520,223	-
Fire Services		8,738,347	8,738,347	8,848,347	110,000
Public Works		3,697,980	3,697,980	3,697,980	-
Community Services		6,575,735	6,575,735	6,575,735	-
Development Services		4,211,352	4,211,352	4,211,352	-
Engineering		4,175,692	4,175,692	4,175,692	-
	Total	**$ 41,142,021**	**$ 41,142,021**	**$ 41,252,021**	**$ 110,000**

Park Improvement Fund		Original Budget	Current Budget	Amended Budget	Increase (Decrease)
Revenues:					
Park Improvement Fees		280,500	280,500	280,500	-
Grant Revenue		-	-	200,550	200,550
Interest		5,000	5,000	5,000	-
	Total	**$ 285,500**	**$ 285,500**	**$ 486,050**	**$ 200,550**
Expenditures:					
General - Park Improvement		666,750	666,750	816,750	150,000
	Total	**$ 666,750**	**$ 666,750**	**$ 816,750**	**$ 150,000**

Water Impact Fee Fund		Original Budget	Current Budget	Amended Budget	Increase (Decrease)
Revenues:					
Impact Fees		3,500,000	3,500,000	3,500,000	-
Investment Income		20,000	20,000	20,000	-
	Total	**$ 3,520,000**	**$ 3,520,000**	**$ 3,520,000**	**$ -**
Expenditures:					
Operations - Development Agreements		1,310,000	1,310,000	1,310,000	
Capital		9,900,000	9,900,000	10,100,000	200,000
	Total	**$ 11,210,000**	**$ 11,210,000**	**$ 11,410,000**	**$ 200,000**

EXHIBIT "A"
BUDGET AMENDMENT
FISCAL YEAR 2021-2022
October 12, 2021

Wastewater Impact Fee Fund		Original Budget	Current Budget	Amended Budget	Increase (Decrease)
Revenues:					
Impact Fees		2,000,000	2,000,000	2,000,000	-
Equity Fees		300,000	300,000	300,000	-
Investment Income		16,000	16,000	16,000	-
	Total	**$ 2,316,000**	**$ 2,316,000**	**$ 2,316,000**	**$ -**
Expenditures:					
Operations - Development Agreements		1,295,000	1,295,000	1,545,000	250,000
Capital		1,500,000	1,500,000	1,500,000	-
	Total	**$ 2,795,000**	**$ 2,795,000**	**$ 3,045,000**	**$ 250,000**

Total Revenue	**$**	**200,550.00**
Total Expenditures	**$**	**710,000.00**
Net Effect All Funds	**$**	**(509,450.00)**

Summary of Capital Improvement Program - 2021-10-12 Budget Amendment
General Fund Projects

Index		Street Projects	Prior Years	2021-2022	2022-2023	2023-2024	2024-2025	2025-2026	2026-2031	Total Cost
01	1512-ST	First Street (DNT - Coleman): (Design)	2,786,567							**2,786,567**
02	1512-ST	First Street (DNT - Coleman): (Land/Esmt)		1,225,000						**1,225,000**
03	1512-ST	First Street (DNT - Coleman): (Construction)			13,300,000					**13,300,000**
04	1709-ST	Prosper Trail (Coit - Custer) - 4 lanes: (Design)	810,000							**810,000**
05	2008-ST	Prosper Trail (Coit - Custer) - 2 lanes: (Construction)	6,422,068							**6,422,068**
06	2014-ST	First Street (Coit - Custer) - 4 lanes: (Design)	1,085,000							**1,085,000**
07	2014-ST	First Street (Coit - Custer) - 4 lanes: (Land/Esmt)	800,000	1,600,000						**2,400,000**
08	2014-ST	First Street (Coit - Custer) - 4 lanes: (Construction)		18,600,000						**18,600,000**
09	2010-ST	Fishtrap (Teel - Gee Road): (Design)	400,000							**400,000**
10	2010-ST	Fishtrap (Teel - Gee Road): (Construction)		6,025,000						**6,025,000**
11	2011-ST	Gee Road (Fishtrap - Windsong Retail): (Design)	250,000							**250,000**
12	2011-ST	Gee Road (Fishtrap - Windsong Retail): (Land/Esmt)							30,000	**30,000**
13	2011-ST	Gee Road (Fishtrap - Windsong Retail): (Construction)		3,520,000						**3,520,000**
14	2012-ST	Fishtrap (Elem - DNT) - 4 lanes: (Design)	1,057,380							**1,057,380**
15	2012-ST	Fishtrap (Elem - DNT) - 4 lanes: (Land/Esmt)	1,700,000							**1,700,000**
16	2012-ST	Fishtrap (Elem - DNT) - 4 lanes: (Construction)	17,300,000	700,000						**18,000,000**
17	1933-ST	Fishtrap Segment 2 (PISD Reimbursement)		1,063,033						**1,063,033**
18	1710-ST	Coit Road (First - Frontier) - 4 lanes: (Design)	1,289,900							**1,289,900**
19	1710-ST	Coit Road (First - Frontier) - 4 lanes: (Land/Esmt)			800,000					**800,000**
20	1710-ST	Coit Road (First - Frontier) - 4 lanes: (Construction)							19,850,000	**19,850,000**
21	2013-ST	Teel (US 380 Intersection Improvements): (Design)	100,000							**100,000**
22	2013-ST	Teel (US 380 Intersection Improvements): (Land/Esmt)		510,000						**510,000**
23	2013-ST	Teel (US 380 Intersection Improvements): (Construction)		670,000						**670,000**
24	2118-ST	Preston Road / First Street Dual Left Turns (Design)		100,000						**100,000**
25	2118-ST	Preston Road / First Street Dual Left Turns (Construction)			800,000					**800,000**
26	2121-ST	Preston Road / Prosper Trail Dual Left Turns (Design)		100,000						**100,000**
27	2121-ST	Preston Road / Prosper Trail Dual Left Turns (Construction)			800,000					**800,000**
28	1307-ST	Frontier Parkway (DNT - Preston Road)	33,565,000							**33,565,000**
29	1805-ST	FM 2478 (US 380 - FM 1461)	57,391,869							**57,391,869**
30	1934-ST	DNT Overpass at US380	80,970,000		9,030,000					**90,000,000**
31	2017-ST	Fishtrap, Segment 4 (Middle - Elem) - 4 lanes: (Construction)	2,944,190							**2,944,190**
32	1936-ST	US 380 (US 377 - Denton County Line)	178,105,000							**178,105,000**
33	1938-ST	FM 1461 (SH 289 - CR 165)	175,000	175,000	175,000	45,190,870				**45,715,870**
34	2140-ST	Craig Street (Preston - Fifth): (Design)		300,000						**300,000**
35	2140-ST	Craig Street (Preston - Fifth): (Land/Esmt)		150,000						**150,000**
36	2140-ST	Craig Street (Preston - Fifth): (Construction)							2,250,000	**2,250,000**
37	2141-ST	Coleman (Gorgeous - Prosper Trail) - 4 lanes: (Design)		450,000						**450,000**
38	2141-ST	Coleman (Gorgeous - Prosper Trail) - 4 lanes: (Land/Esmt)		250,000						**250,000**
39	2141-ST	Coleman (Gorgeous - Prosper Trail) - 4 lanes: (Construction)							4,800,000	**4,800,000**
40	2142-ST	Coleman (Prosper Trail - Propser HS) - 2 SB lanes: (Design)		300,000						**300,000**
41	2142-ST	Coleman (Prosper Trail - Propser HS) - 2 SB lanes: (Land/Esmt)		375,000						**375,000**
42	2142-ST	Coleman (Prosper Trail - Propser HS) - 2 SB lanes: (Construction)							2,625,000	**2,625,000**
43	1937-ST	DNT Main Lane (US 380 - FM 428): (Design)		35,000,000						**35,000,000**
44	1937-ST	DNT Main Lane (US 380 - FM 428): (Construction)				315,000,000				**315,000,000**
45	2143-ST	Legacy (Prairie - Fishtrap) - 4 lanes: (Design)		850,000						**850,000**
46	2143-ST	Legacy (Prairie - Fishtrap) - 4 lanes: (Land/Esmt)							575,000	**575,000**
47	2143-ST	Legacy (Prairie - Fishtrap) - 4 lanes: (Construction)							6,800,000	**6,800,000**
48		Parvin (FM 1385 - Legacy): (Design)			800,000				950,000	**1,750,000**
49		Parvin (FM 1385 - Legacy): (Land/Esmt)							2,000,000	**2,000,000**
50		Parvin (FM 1385 - Legacy): (Construction)							13,550,000	**13,550,000**
51		Teel (US 380 - Fishtrap) - 2 NB lanes: (Design)					900,000			**900,000**
52		Teel (US 380 - Fishtrap) - 2 NB lanes: (Land/Esmt)							2,000,000	**2,000,000**
53		Teel (US 380 - Fishtrap) - 2 NB lanes: (Construction)							4,300,000	**4,300,000**
54		Prosper Trail (Coit - Custer) - 2 WB lanes: (Design)							200,000	**200,000**
55		Prosper Trail (Coit - Custer) - 2 WB lanes: (Land/Esmt)							300,000	**300,000**
56		Prosper Trail (Coit - Custer) - 2 WB lanes: (Construction)							12,550,000	**12,550,000**
57		Legacy (Fishtrap - Prosper Trail) - 2 SB lanes: (Design)							450,000	**450,000**
58		Legacy (Fishtrap - Prosper Trail) - 2 SB lanes: (Land/Esmt)							50,000	**50,000**
59		Legacy (Fishtrap - Prosper Trail) - 2 SB lanes: (Construction)							6,000,000	**6,000,000**
60		Remaining Proposition 3: GO Bond Funds							4,450,000	**4,450,000**
	Subtotal		**387,151,974**	**71,963,033**	**25,705,000**	**360,190,870**	**900,000**	**0**	**83,730,000**	**929,640,877**
		Design	7,778,847	37,100,000	800,000	0	900,000	0	1,600,000	48,178,847
		Construction	60,231,258	30,578,033	14,900,000	315,000,000	0	0	72,725,000	493,434,291
		Design & Construction	316,641,869	175,000	9,205,000	45,190,870	0	0	4,450,000	375,662,739
		Land/Easements	2,500,000	4,110,000	800,000	0	0	0	4,955,000	12,365,000

Index	Funding Sources: Other Sources		Funding Sources: Issued Debt Authorized	Funding Sources: Unissued Debt GO	Funding Sources: Unissued Debt CO	Unissued Debt Schedule: Issued 2020-2021	2021-2022	2022-2023	2023-2024	2024-2025	2025-2026	2026-2031	Index
01	2,439,915	A,D	346,652										01
02	1,225,000	D											02
03	1,000,000	A		12,300,000				6,000,000	6,300,000				03
04	810,000	A											04
05	1,372,068	D,K	5,050,000										05
06			1,085,000										06
07	600,000	A		1,800,000		800,000	1,000,000						07
08	1,280,000	A		17,320,000			17,320,000						08
09	400,000	C											09
10				6,025,000			6,025,000						10
11	250,000	C											11
12				30,000								30,000	12
13				3,520,000			3,520,000						13
14	405,580	A,D,K	651,800										14
15				1,700,000		1,700,000							15
16				18,000,000		17,300,000	700,000						16
17					1,063,033		1,063,033						17
18	1,289,900	A,X											18
19				800,000				800,000					19
20				19,850,000								19,850,000	20
21	100,000	A,K											21
22				510,000			510,000						22
23				670,000			670,000						23
24	100,000	B,Z											24
25	800,000	B,Z											25
26	100,000	Z											26
27	800,000	A											27
28	28,099,597	A,X	140,403		5,325,000	5,325,000							28
29	57,391,869	A,K,X											29
30	85,970,000	A,J,X			4,030,000			4,030,000					30
31	114,524	K	1,329,666		1,500,000	1,500,000							31
32	178,105,000	D,X											32
33	45,715,870	A,X											33
34				300,000			300,000						34
35				150,000			150,000						35
36				2,250,000								2,250,000	36
37	450,000	D											37
38	250,000	D											38
39				4,800,000								4,800,000	39
40	300,000	A											40
41	375,000	D											41
42				2,625,000								2,625,000	42
43	35,000,000	X											43
44	315,000,000	X											44
45	850,000	D											45
46				575,000								575,000	46
47				6,800,000								6,800,000	47
48				1,750,000				800,000				950,000	48
49				2,000,000								2,000,000	49
50				13,550,000								13,550,000	50
51				900,000						900,000			51
52				2,000,000								2,000,000	52
53				4,300,000								4,300,000	53
54				200,000								200,000	54
55				300,000								300,000	55
56				12,550,000								12,550,000	56
57				450,000								450,000	57
58				50,000								50,000	58
59				6,000,000								6,000,000	59
60				4,450,000								4,450,000	60
Subtotal	**760,594,323**		**8,603,521**	**148,525,000**	**11,918,033**	**26,625,000**	**31,258,033**	**11,630,000**	**6,300,000**	**900,000**	**0**	**83,730,000**	
					CO Bond Debt	**6,825,000**	**1,063,033**	**4,030,000**	**0**	**0**	**0**	**0**	
					GO Bond Debt	**19,800,000**	**30,195,000**	**7,600,000**	**6,300,000**	**900,000**	**0**	**83,730,000**	

Summary of Capital Improvement Program - 2021-10-12 Budget Amendment
General Fund Projects

EXHIBIT B

Index		Traffic Projects	Prior Years	2021-2022	2022-2023	2023-2024	2024-2025	2025-2026	2026-2031	Total Cost	Other Sources		Funding Sources: Issued Debt Authorized	Funding Sources: Unissued Debt GO	Funding Sources: Unissued Debt CO	Unissued Debt Schedule: Issued 2020-2021	Unissued Debt Schedule: 2021-2022	Unissued Debt Schedule: 2022-2023	Unissued Debt Schedule: 2023-2024	Unissued Debt Schedule: 2024-2025	Unissued Debt Schedule: 2025-2026	Unissued Debt Schedule: 2026-2031	Index
01		Traffic Signal - Fishtrap & Windsong Parkway: (Design)			50,000					**50,000**			50,000										01
02		Traffic Signal - Fishtrap & Windsong Parkway: (Construction)			425,000					**425,000**			425,000										02
03		Traffic Signal - FM 2478 (Custer Rd) & First Street: (TxDOT)			500,000					**500,000**	500,000	X											03
04		Traffic Signal - First Street & La Cima: (Design)			50,000					**50,000**	50,000	A											04
05		Traffic Signal - First Street & La Cima: (Construction)			400,000					**400,000**	400,000	A											05
06	2101-TR	Traffic Signal - Fishtrap & Artesia Boulevard: (Design)							50,000	**50,000**													06
07	2101-TR	Traffic Signal - Fishtrap & Artesia Boulevard: (Construction)							425,000	**425,000**													07
08		Traffic Signal - First Street & Coleman: (Design)							50,000	**50,000**				50,000								50,000	08
09		Traffic Signal - First Street & Coleman: (Construction)							425,000	**425,000**				425,000								425,000	09
10		Traffic Signal - Fishtrap & Legacy Drive: (Design)							65,000	**65,000**				65,000								65,000	10
11		Traffic Signal - Fishtrap & Legacy Drive: (Construction)							460,000	**460,000**				460,000								460,000	11
12		Traffic Signal - Richland Blvd & Walmart/Pandera (Design)							65,000	**65,000**	65,000	A											12
13		Traffic Signal - Richland Blvd & Walmart/Pandera (Construction)							460,000	**460,000**	460,000	A											13
14		Remaining Proposition 3: GO Bond Funds							475,000	**475,000**				475,000								475,000	14
		Subtotal	**0**	**0**	**1,425,000**	**0**	**0**	**0**	**2,475,000**	**3,900,000**	**1,475,000**		**475,000**	**1,475,000**	**0**	**0**	**0**	**0**	**0**	**0**	**0**	**1,475,000**	

	Prior Years	2021-2022	2022-2023	2023-2024	2024-2025	2025-2026	2026-2031	Total Cost													
Design	0	0	100,000	0	0	0	230,000	330,000					**CO Bond Debt**	**0**	**0**	**0**	**0**	**0**	**0**	**0**	
Construction	0	0	825,000	0	0	0	1,770,000	2,595,000					**GO Bond Debt**	**0**	**0**	**0**	**0**	**0**	**0**	**1,475,000**	
Design & Construction	0	0	500,000	0	0	0	475,000	975,000													
Land/Easements	0	0	0	0	0	0	0	0													

Index		Park Projects	Prior Years	2021-2022	2022-2023	2023-2024	2024-2025	2025-2026	2026-2031	Total Cost	Other Sources		Funding Sources: Issued Debt Authorized	Funding Sources: Unissued Debt GO	Funding Sources: Unissued Debt CO	Unissued Debt Schedule: Issued 2020-2021	Unissued Debt Schedule: 2021-2022	Unissued Debt Schedule: 2022-2023	Unissued Debt Schedule: 2023-2024	Unissued Debt Schedule: 2024-2025	Unissued Debt Schedule: 2025-2026	Unissued Debt Schedule: 2026-2031	Index
		Neighborhood Park																					
01		Tanners Mill Park: (Construction)	468,000							**468,000**	468,000	C											01
02		Star Trail Park #2 (7.5 Acres / No Lights): (Construction)	535,000							**535,000**	535,000	C											02
03		Star Trail Park #3 (7.5 Acres/ No Lights): (Construction)				535,000				**535,000**	535,000	C											03
04		Windsong Ranch Park #2 (7.5 Acres / No Lights): (Design)	30,000							**30,000**	30,000	C											04
05	2144-PK	Windsong Ranch Park #2 (7.5 Acres / No Lights): (Construction)		230,000						**230,000**	230,000	C											05
06		Lakewood Preserve (22 Acres / Lights): Construction)	967,500							**967,500**	967,500	C											06
07	1802-PK	Hays Park (2 Acres / No Lights): (Design)	85,000							**85,000**	85,000	G											07
08	1802-PK	Hays Park (2 Acres / No Lights): (Construction)	375,000							**375,000**	375,000	G											08
09	2015-PK	Pecan Grove Phase 2 (21.5 Acres / No Lights) (basketball, pavilion, parking, security lighting): (Design)	67,500							**67,500**	500	G	67,000										09
10	2015-PK	Pecan Grove Phase 2 (21.5 Acres / No Lights) (basketball, pavilion, parking, security lighting): (Construction)		725,000						**725,000**	725,000	G,B											10
11	2146-PK	Prairie Park (6.7 Acres / No Lights)	300,000	300,000						**600,000**	600,000	C											11
12	2107-PK	Lakewood Preserve, Phase 2 (22 Acres/Lights): (Construction)	2,100,000	1,745,000						**3,845,000**	1,745,000	D, Z		2,100,000		2,100,000							12
13	2108-PK	Tanner's Mill, Park, Phase 2: (Design)	100,000							**100,000**				100,000		100,000							13
14	2108-PK	Tanner's Mill, Park, Phase 2: (Construction)		930,000						**930,000**				930,000			930,000						14
15		Windsong Park #3: (Design)							200,000	**200,000**				200,000								200,000	15
16		Windsong Park #3: (Construction)							930,000	**930,000**				930,000								930,000	16
17		Town Hall Open Space: (Design)							200,000	**200,000**				200,000								200,000	17
18		Town Hall Open Space: (Construction)							1,810,000	**1,810,000**				1,810,000								1,810,000	18
19		Un-named Neighborhood Park: (Design)							200,000	**200,000**				200,000								200,000	19
20		Un-named Neighborhood Park: (Construction)							930,000	**930,000**				930,000								930,000	20
		Trails																					
21	1801-PK	Whitley Place H&B Trail Extension: (Design)	70,000							**70,000**	70,000	G											21
22	1910-PK	Hike and Bike Master Plan: (Design)	68,000							**68,000**	68,000	D											22
23		Star Trail H&B Trail Phases 1, 2, 3, and 4: (Construction)	200,000							**200,000**	200,000	C											23
24	1926-PK	Whitley Place H&B Trail (OH Easement): (Design)	10,000							**10,000**			10,000										24
25	1926-PK	Whitley Place H&B Trail (OH Easement): (Construction)	270,000							**270,000**			270,000										25
26	1801-PK	Whitley Place H&B Trail Extension: (Construction)	680,000							**680,000**	500,000	G	180,000										26
27		Windsong H&B Trail Ph 3C,5,6A, 6B, 7, 8, and 9: (Design)	40,000							**40,000**	40,000	C											27
28	2147-PK	Windsong H&B Trail Ph 3C,5,6A, 6B, 7, 8, and 9: (Construction)	1,351,572	435,000		495,000				**2,281,572**	2,281,572	C											28
29		Various Hike and Bike Trails							1,000,000	**1,000,000**				1,000,000								1,000,000	29
30	2119-PK	Westside Waterline Trail Connection			800,000					**800,000**				800,000				800,000					30
31	2120-PK	Gee Rd. Trail Connection		700,000						**700,000**				700,000			700,000						31
32		Prosper Center Park Trail Connection							900,000	**900,000**				900,000								900,000	32
		Community Park																					
33										**0**													30
34	2122-PK	Sexton Park, Phase 1: (Design)		1,200,000						**1,200,000**				1,200,000			1,200,000						31
35		Sexton Park, Phase 1: (Construction)				5,375,000	7,125,000			**12,500,000**				12,500,000					5,375,000	7,125,000			32
36		Un-named Community Park: (Design)							550,000	**550,000**				550,000								550,000	33
37		Un-named Community Park: (Construction)							4,950,000	**4,950,000**				4,950,000								4,950,000	34
		Medians																					
38	1818-PK	Additional Turf Irrigation SH 289	68,000							**68,000**	68,000	D											38
39	1813-PK	SH 289/US 380 Green Ribbon Landscape Irrigation	821,250							**821,250**	821,250	B,D											39
40	2018-PK	Coleman Street Median Landscaping (Talon - Victory): (Design)	30,000							**30,000**	30,000	A											40
41	2018-PK	Coleman Street Median Landscaping (Talon - Victory): (Construction)	454,025							**454,025**	454,025	AD											41
42	2148-PK	Coleman Street Median Landscaping (Victory - Preston) (Design)		25,000						**25,000**	25,000	D											42
43	2148-PK	Coleman Street Median Landscaping (Victory - Preston)(Construction)		625,000						**625,000**	625,000	D											43
44	2149-PK	Prosper Trail (DNT - 700' East) Median Landscaping (Design)		25,000						**25,000**	25,000	D											44
45	2149-PK	Prosper Trail (DNT - 700' East) Median Landscaping (Construction)		250,000						**250,000**	250,000	D											45
46	2150-PK	US 380 Green Ribbon Lndscp- Irrigation (Lovers - Mahard): (Design)		90,000						**90,000**	90,000	B,D											46
47	2150-PK	US 380 Green Ribbon Lndscp-Irrigation (Lovers - Mahard): (Constr.)				1,100,000				**1,100,000**	1,100,000	B,D											47
		Subtotal	**9,090,847**	**7,280,000**	**800,000**	**7,505,000**	**7,125,000**	**0**	**11,670,000**	**43,470,847**	**12,943,847**		**527,000**	**30,000,000**	**0**	**2,200,000**	**2,830,000**	**800,000**	**5,375,000**	**7,125,000**	**0**	**11,670,000**	

	Prior Years	2021-2022	2022-2023	2023-2024	2024-2025	2025-2026	2026-2031	Total Cost													
Design	500,500	1,340,000	0	0	0	0	1,150,000	2,990,500					**CO Bond Debt**	**0**	**0**	**0**	**0**	**0**	**0**	**0**	
Construction	8,590,347	5,240,000	0	7,505,000	7,125,000	0	8,620,000	37,080,347					**GO Bond Debt**	**2,200,000**	**2,830,000**	**800,000**	**5,375,000**	**7,125,000**	**0**	**11,670,000**	
Design & Construction	0	700,000	800,000	0	0	0	1,900,000	3,400,000													
Land/Easements	0	0	0	0	0	0	0	0													

Summary of Capital Improvement Program - 2021-10-12 Budget Amendment
General Fund Projects

EXHIBIT B

Index		Facility Projects	Prior Years	2021-2022	2022-2023	2023-2024	2024-2025	2025-2026	2026-2031	Total Cost	Other Sources		Funding Sources: Issued Debt Authorized	Funding Sources: Unissued Debt GO	Funding Sources: Unissued Debt CO	Unissued Debt Schedule: Issued 2020-2021	Unissued Debt Schedule: 2021-2022	Unissued Debt Schedule: 2022-2023	Unissued Debt Schedule: 2023-2024	Unissued Debt Schedule: 2024-2025	Unissued Debt Schedule: 2025-2026	Unissued Debt Schedule: 2026-2031	Index
01	2102-FC	Radio Tower for Communications	500,000							**500,000**					500,000	500,000							01
02	2109-FC	Public Safety Complex, Phase 2 (Central FS & Admin) (Design)	1,555,615							**1,555,615**				1,555,615		1,605,000							02
03	2111-FC	Public Safety Complex, Phase 2 (Central FS & Admin) (Devel Costs)	670,000							**670,000**				670,000		820,000							03
04	2112-FC	Public Safety Complex, Phase 2 (Central FS & Admin) (Construction)	14,500,000							**14,500,000**				14,500,000		14,300,000							04
05	2113-FC	Public Safety Complex, Phase 2 (Central FS & Admin) (FF&E)	1,274,385							**1,274,385**				1,274,385		1,275,000							05
06		Fire Station #4 (Design)		600,000						**600,000**				600,000			600,000						06
07		Fire Station #4 (Construction)			5,400,000					**5,400,000**				5,400,000				5,400,000					07
08	2105-EQ	Quint Engine - Fire Station #3	1,350,000	100,000						**1,450,000**	1,450,000	D											08
09	2106-EQ	Ambulance - Fire Station #3	460,000	10,000						**470,000**	470,000	D											09
10		Fire Engine - Fire Station #4		1,100,000						**1,100,000**	1,100,000	D											10
11	2123-FC	Parks & Public Works Needs Assessment		80,000						**80,000**	80,000	E											11
12		Public Safety Training Facility, Phase 1 (Design)							600,000	**600,000**				600,000								600,000	12
13		Public Safety Training Facility, Phase 1 (Construction)							5,400,000	**5,400,000**				5,400,000								5,400,000	13
	Subtotal		**20,310,000**	**1,890,000**	**5,400,000**	**0**	**0**	**0**	**6,000,000**	**33,600,000**	**3,100,000**		**0**	**30,000,000**	**500,000**	**18,500,000**	**600,000**	**5,400,000**	**0**	**0**	**0**	**6,000,000**	

Design	2,225,615	680,000	0	0	0	0	600,000	3,505,615	**CO Bond Debt**	**$ 500,000**	**0**	**0**	**0**	**0**	**0**	**0**
Construction	15,774,385	0	5,400,000	0	0	0	5,400,000	26,574,385	**GO Bond Debt**	**$ 18,000,000**	**600,000**	**5,400,000**	**0**	**0**	**0**	**6,000,000**
Design & Construction	500,000	0	0	0	0	0	0	500,000								
Land/Easements/Equipment	1,810,000	1,210,000	0	0	0	0	0	3,020,000								

	Grand Total General Fund	**416,552,821**	**81,133,033**	**33,330,000**	**367,695,870**	**8,025,000**	**0**	**103,875,000**	**1,010,611,724**	**778,113,170**		**9,605,521**	**210,000,000**	**12,418,033**	**47,325,000**	**34,688,033**	**17,830,000**	**11,675,000**	**8,025,000**	**0**	**102,875,000**	

Design	10,504,962	39,120,000	900,000	0	900,000		3,580,000	55,004,962	**CO Bond Debt**	**$ 7,325,000**	**1,063,033**	**4,030,000**	**0**	**0**	**0**	**0**
Construction	84,595,990	35,818,033	21,125,000	322,505,000	7,125,000		88,515,000	559,684,023	**GO Bond Debt**	**40,000,000**	**33,625,000**	**13,800,000**	**11,675,000**	**8,025,000**	**0**	**102,875,000**
Design & Construction	317,141,869	875,000	10,505,000	45,190,870	0		6,825,000	380,537,739								
Land/Easements	4,310,000	5,320,000	800,000	0	0		4,955,000	15,385,000								

##	
##	
##	

Description Codes - Other Sources

A	Impact Fees	D	General Fund	G	Park Development Fund	K	Escrows
B	Grant and Interlocal Funds	E	Water / Wastewater Fund	H	TIRZ #1	X	Non-Cash Contributions
C	Developer Agreements	F	Stormwater Drainage Fund	J	TIRZ #2	Z	Other Sources (See Detail)

Summary of Capital Improvement Program - 2021-10-12 Budget Amendment
Enterprise Fund Projects

EXHIBIT B

Index	Water Projects		Prior Years	2021-2022	2022-2023	2023-2024	2024-2025	2025-2026	2026-2031	Total Cost	Other Sources		Funding Sources: Issued Debt Authorized	Funding Sources: Unissued Debt GO	Funding Sources: Unissued Debt CO	Unissued Debt Schedule: Issued 2020-2021	Unissued Debt Schedule: 2021-2022	Unissued Debt Schedule: 2022-2023	Unissued Debt Schedule: 2023-2024	Unissued Debt Schedule: 2024-2025	Unissued Debt Schedule: 2025-2026	Unissued Debt Schedule: 2026-2031	Index
01	1902-WA	Custer Road Meter Station and WL Relocations: (Design)	359,225							**359,225**	359,225	E											01
02	1902-WA	Custer Road Meter Station and WL Relocations: (Land/Easements)	53,244							**53,244**	53,244	E											02
03	1902-WA	Custer Road Meter Station and WL Relocations: (Construction)	3,454,363							**3,454,363**	3,454,363	E											03
04	1501-WA	LPP Pump Station and LPP WL Phase 2: (Design)	1,585,100							**1,585,100**	277,081	A	1,308,019										04
05	1501-WA	LPP Pump Station Phase 2: (Construction)		14,062,000						**14,062,000**	12,000,000	A,B			2,062,000		2,062,000						05
06	1501-WA	LPP WL Phase 2A: (Construction)		8,684,000						**8,684,000**					8,684,000		8,684,000						06
07	1810-WA	LPP Water Line Phase 2A Easement Costs	100,000	900,000						**1,000,000**	1,000,000	A											07
08	2151-WA	DNT (PT-Frontier), Frontier (DNT-PISD Stadium):12"WL (Design)		200,000						**200,000**	200,000	A											08
09		LPP Future Expansion (2026): (Design)							1,400,000	**1,400,000**					1,400,000							1,400,000	09
10		LPP Future Expansion (2026): (Construction)							12,600,000	**12,600,000**					12,600,000							12,600,000	10
11	1930-WA	Broadway (Parvin-Craig): (Construction)	150,000							**150,000**	150,000	E											11
	Subtotal		**5,701,932**	**23,846,000**	**0**	**0**	**0**	**0**	**14,000,000**	**43,547,932**	**17,493,913**		**1,308,019**	**0**	**24,746,000**	**0**	**10,746,000**	**0**	**0**	**0**	**0**	**14,000,000**	

Design	1,944,325	200,000	0	0	0	0	1,400,000	3,544,325
Construction	3,604,363	22,746,000	0	0	0	0	12,600,000	38,950,363
Design & Construction	0	0	0	0	0		0	0
Land/Easements	153,244	900,000	0	0	0	0	0	1,053,244

Index	Wastewater Projects		Prior Years	2021-2022	2022-2023	2023-2024	2024-2025	2025-2026	2026-2031	Total Cost	Other Sources		Funding Sources: Issued Debt Authorized	Funding Sources: Unissued Debt GO	Funding Sources: Unissued Debt CO	Unissued Debt Schedule: Issued 2020-2021	Unissued Debt Schedule: 2021-2022	Unissued Debt Schedule: 2022-2023	Unissued Debt Schedule: 2023-2024	Unissued Debt Schedule: 2024-2025	Unissued Debt Schedule: 2025-2026	Unissued Debt Schedule: 2026-2031	Index
01	2103-WW	Doe Branch Parallel Interceptor: (Design)		500,000						**500,000**	500,000	A											01
02	2103-WW	Doe Branch Parallel Interceptor: (Construction)		4,500,000						**4,500,000**	1,000,000	A			3,500,000		3,500,000						02
03	2152-WW	Upper Doe Branch WW Line (Teel-PISD Stadium): (Design)		250,000						**250,000**	250,000	A											03
04		Doe Branch, Phase 3 WWTP: (Design)			1,450,000				0	**1,450,000**	1,450,000	A											04
05		Doe Branch, Phase 3 WWTP: (Construction)			13,050,000					**13,050,000**	8,000,000	A,B			5,050,000			5,050,000					05
	Subtotal		**0**	**5,250,000**	**14,500,000**	**0**	**0**	**0**	**0**	**19,750,000**	**11,200,000**		**0**	**0**	**8,550,000**	**0**	**3,500,000**	**5,050,000**	**0**	**0**	**0**	**0**	

Design	0	750,000	1,450,000	0	0	0	0	2,200,000
Construction	0	4,500,000	13,050,000	0	0		0	17,550,000
Design & Construction	0	0	0	0	0		0	0
Land/Easements	0	0	0	0	0		0	0

Index	Drainage Projects		Prior Years	2021-2022	2022-2023	2023-2024	2024-2025	2025-2026	2026-2031	Total Cost	Other Sources		Funding Sources: Issued Debt Authorized	Funding Sources: Unissued Debt GO	Funding Sources: Unissued Debt CO	Unissued Debt Schedule: Issued 2020-2021	Unissued Debt Schedule: 2021-2022	Unissued Debt Schedule: 2022-2023	Unissued Debt Schedule: 2023-2024	Unissued Debt Schedule: 2024-2025	Unissued Debt Schedule: 2025-2026	Unissued Debt Schedule: 2026-2031	Index
01	2003-DR	Frontier Park/Lakes of Prosper Drainage: (Design)	100,000							**100,000**	100,000	F											01
02	2003-DR	Frontier Park/Lakes of Prosper Drainage: (Construction)		985,000						**985,000**	300,000				685,000		685,000						02
	Subtotal		**100,000**	**985,000**	**0**	**0**	**0**	**0**	**0**	**1,085,000**	**400,000**		**0**	**0**	**685,000**	**0**	**685,000**	**0**	**0**	**0**	**0**	**0**	

Design	100,000	0	0	0	0	0	0	100,000
Construction	0	985,000	0	0	0		0	985,000
Design & Construction	0	0	0	0	0		0	0
Land/Easements	0	0	0	0	0		0	0

	Grand Total Enterprise Funds		**5,801,932**	**30,081,000**	**14,500,000**	**0**	**0**	**0**	**14,000,000**	**64,382,932**	**29,093,913**		**1,308,019**	**0**	**33,981,000**	**0**	**14,931,000**	**5,050,000**	**0**	**0**	**0**	**14,000,000**	

Design	2,044,325	950,000	1,450,000	0	0	0	1,400,000	5,844,325
Construction	3,604,363	28,231,000	13,050,000	0	0	0	12,600,000	57,485,363
Design & Construction	0	0	0	0	0	0	0	0
Land/Easements	153,244	900,000	0	0	0	0	0	1,053,244

##	
##	
##	

Description Codes - Other Sources

A	Impact Fees	D	General Fund	G	Park Development Fund	K	Escrows
B	Grant and Interlocal Funds	E	Water / Wastewater Fund	H	TIRZ #1	X	Non-Cash Contributions
C	Developer Agreements	F	Stormwater Drainage Fund	J	TIRZ #2	Z	Other Sources (See Detail)

EXHIBIT B

Summary of Capital Improvement Program - 2021-10-12 Budget Amendment
Capital Improvement Program Summary

Capital Improvement Program Summary	Prior Years	2021-2022	2022-2023	2023-2024	2024-2025	2025-2026	2026-2031	Total Cost	Other Sources	Funding Sources: Issued Debt Authorized	Unissued Debt GO	Unissued Debt CO	Issued 2020-2021	2021-2022	2022-2023	2023-2024	2024-2025	2025-2026	2026-2031
General Fund	416,552,821	81,133,033	33,330,000	367,695,870	8,025,000		103,875,000	1,010,611,724	778,113,170	9,605,521	210,000,000	12,418,033	47,325,000	34,688,033	17,830,000	11,675,000	8,025,000	0	102,875,000
Enterprise Funds	5,801,932	30,081,000	14,500,000	0	0		14,000,000	64,382,932	29,093,913	1,308,019	0	33,981,000	0	14,931,000	5,050,000	0	0	0	14,000,000
Grand Total Capital Improvement Program	**422,354,753**	**111,214,033**	**47,830,000**	**367,695,870**	**8,025,000**		**117,875,000**	**1,074,994,656**	**807,207,083**	**10,913,540**	**210,000,000**	**46,399,033**	**47,325,000**	**49,619,033**	**22,880,000**	**11,675,000**	**8,025,000**	**0**	**116,875,000**
												CO Bond Debt	**7,325,000**	**15,994,033**	**9,080,000**	**0**	**0**	**0**	**14,000,000**
												GO Bond Debt	**40,000,000**	**33,625,000**	**13,800,000**	**11,675,000**	**8,025,000**	**0**	**102,875,000**

Design	12,549,287	40,070,000	2,350,000	0	900,000	4,980,000	60,849,287
Construction	88,200,353	64,049,033	34,175,000	322,505,000	7,125,000	101,115,000	617,169,386
Design & Construction	317,141,869	875,000	10,505,000	45,190,870	0	6,825,000	380,537,739
Land/Easements	4,463,244	6,220,000	800,000	0	0	4,955,000	16,438,244

TOWN OF PROSPER

Prosper is a place where everyone matters.

FIRE DEPARTMENT

To: **Mayor and Town Council**

From: **Stuart Blasingame, Fire Chief**

Through: **Harlan Jefferson, Town Manager**

Re: **Town Council Meeting – October 12, 2021**

Agenda Item:

Consider and act upon approving the purchase of one Quint fire engine from Siddons Martin Emergency Group, LLC, through the Texas Local Government Purchasing Cooperative; and authorizing the Town Manager to execute documents for the same.

Description of Agenda Item:

The purchase of one Quint fire truck is an approved addition to the fleet and will be needed for Fire Station #3. This unit will be purchased through the Texas Local Government Purchasing Cooperative (Buyboard). The cost for this unit is $1,240,189, plus the Buyboard processing fee of $1,500, for a total expenditure of $1,241,689. However, the pre-pay discounts below have been offered. If the Town takes advantage of all prepay discounts, the total expenditure for this unit will be reduced to $1,194,041 resulting in a savings in the amount of ($47,648).

- Chassis Prepay Discount ($12,768)
- Aerial Prepay Discount ($5,690)
- Full Prepay Discount ($29,190)

Local governments are authorized by the Interlocal Cooperation Act, V.T.C.A. Government Code, Chapter 791, to enter into joint contracts and agreements for the performance of governmental functions and services, including administrative functions normally associated with the operation of government (such as purchasing necessary materials and equipment).

The Town of Prosper entered into an interlocal participation agreement in June 2005, providing the Town's participation in the Texas Local Government Purchasing Cooperative. Participation in the cooperative purchasing program allows our local government to purchase goods and services from the cooperative's online purchasing system, BuyBoard, while satisfying all competitive bidding requirements.

Budget Impact:

This was an approved FY 2021-2022 CIP project. However, additional funding was required after final quote was obtained. A budget amendment is on tonight's Agenda for additional funding. The total budget including the amendment for this unit is $1,450,000. The total price for the purchase of this unit including all prepay discounts is $1,194,041. The remaining funds will be utilized to outfit the unit with additional after-market equipment. This item will be funded from account no. 750-6160-10-00-2105-EQ

Attached Documents:

1. Proposal

Town Staff Recommendation:

Staff recommends approving the purchase of one Quint fire engine from Siddons Martin Emergency Group, LLC, through the Texas Local Government Purchasing Cooperative; and authorizing the Town Manager to execute documents for the same.

Proposed Motion:

I move to approve the purchase of one Quint fire engine from Siddons Martin Emergency Group, LLC, through the Texas Local Government Purchasing Cooperative; and authorize the Town Manager to execute documents for the same.

Siddons Martin Emergency Group, LLC
3500 Shelby Lane
Denton, TX 76207
GDN P115891
TXDOT MVD No. A115890

March 25, 2021

Stuart Blasingame
PROSPER FIRE DEPARTMENT
1500 E 1ST ST
PROSPER, TX 75078

Proposal For: 107 Single

Siddons-Martin Emergency Group, LLC is pleased to provide the following proposal to PROSPER FIRE DEPARTMENT. Unit will comply with all specifications attached and made a part of this proposal. Total price includes delivery FOB PROSPER FIRE DEPARTMENT and training on operation and use of the apparatus.

Description	Amount

Qty. 1 - 1045 - Pierce-Custom Velocity Aerial - 107'
(Unit Price - $1,240,189.00)
Delivery within 14-15 months of order date
QUOTE # - SMEG-0001765-4

Vehicle Price	$1,240,189.00
Chassis Prepay Discount	($12,768.00)
Aerial Prepay Discount	($5,690.00)
Full Prepay Discount	($29,190.00)
1045 - UNIT TOTAL	**$1,192,541.00**

SUB TOTAL	$1,192,541.00
BuyBoard 651-21	$1,500.00
TOTAL	**$1,194,041.00**

Price guaranteed until 11/30/2021

Additional: Bid Proposal for 2021-2022 budget - 107' Velocity Single Axle

Taxes: Tax is not included in this proposal. In the event that the purchasing organization is not exempt from sales tax or any other applicable taxes and/or the proposed apparatus does not qualify for exempt status, it is the duty of the purchasing organization to pay any and all taxes due. Balance of sale price is due upon acceptance of the apparatus at the factory.

Late Fee: A late fee of .033% of the sale price will be charged per day for overdue payments beginning ten (10) days after the payment is due for the first 30 days. The late fee increases to .044% per day until the payment is received. In the event a prepayment is received after the due date, the discount will be reduced by the same percentages above increasing the cost of the apparatus.

Cancellation: In the event this proposal is accepted and a purchase order is issued then cancelled or terminated by Customer before completion, Siddons-Martin Emergency Group may charge a cancellation fee. The following charge schedule based on costs incurred may be applied:

(A) 10% of the Purchase Price after order is accepted and entered by Manufacturer;
(B) 20% of the Purchase Price after completion of the approval drawings;
(C) 30% of the Purchase Price upon any material requisition.

The cancellation fee will increase accordingly as costs are incurred as the order progresses through engineering and into manufacturing. Siddons-Martin Emergency Group endeavors to mitigate any such costs through the sale of such product to another purchaser; however, the customer shall remain liable for the difference between the purchase price and, if applicable, the sale price obtained by Siddons-Martin Emergency Group upon sale of the product to another purchaser, plus any costs incurred by Siddons-Martin to conduct such sale.

Acceptance: In an effort to ensure the above stated terms and conditions are understood and adhered to, Siddons-Martin Emergency Group, LLC requires an authorized individual from the purchasing organization sign and date this proposal and include it with any purchase order. Upon signing of this proposal, the terms and conditions stated herein will be considered binding and accepted by the Customer. The terms and acceptance of this proposal will be governed by the laws of the state of Texas. No additional terms or conditions will be binding upon Siddons-Martin Emergency Group, LLC unless agreed to in writing and signed by a duly authorized officer of Siddons-Martin Emergency Group, LLC.

Sincerely,

John Luna

I, _____, the authorized representative of PROSPER FIRE DEPARTMENT, agree to purchase the proposed and agree to the terms of this proposal and the specifications attached hereto.

_____
Signature & Date

TOWN OF PROSPER

Prosper is a place where everyone matters.

Fire Department

To: **Mayor and Town Council**

From: **Stuart Blasingame, Fire Chief**

Through: **Harlan Jefferson, Town Manager**

Re: **Town Council Meeting – October 12, 2021**

Agenda Item:

Consider and act upon approving the purchase of one ambulance from Southern Emergency & Rescue Vehicle Sales, LLC, through the Texas Local Government Purchasing Cooperative; and authorizing the Town Manager to execute related documents for the same.

Description of Agenda Item:

The purchase of one ambulance is an approved addition to the fleet and will be needed for Fire Station #3. This unit will be purchased through the Texas Local Government Purchasing Cooperative (Buyboard). The cost for this unit is $318,653, plus the Buyboard processing fee of $800.00, for a total expenditure of $319,453.

Local governments are authorized by the Interlocal Cooperation Act, V.T.C.A. Government Code, Chapter 791, to enter into joint contracts and agreements for the performance of governmental functions and services, including administrative functions normally associated with the operation of government (such as purchasing necessary materials and equipment).

The Town of Prosper entered into an interlocal participation agreement in June 2005, providing the Town's participation in the Texas Local Government Purchasing Cooperative. Participation in the cooperative purchasing program allows our local government to purchase goods and services from the cooperative's online purchasing system, BuyBoard, while satisfying all competitive bidding requirements.

Budget Impact:

This was an approved FY 2021-2022 CIP project. However, additional funding was required after final quote was obtained. A budget amendment is on tonight's Agenda for additional funding. The total budget including the amendment for this unit is $470,000. The total price for the purchase of this unit is $318,653. The remaining funds will be utilized to outfit the unit with additional after-market equipment. This item will be funded from account no. 750-6160-10-00-2106-EQ

Legal Obligations and Review:

Terrence Welch of Brown & Hofmeister, L.L.P., has reviewed the Ambulance Sales Agreement as to form and legality.

Attached Documents:

1. Offer Letter
2. Sales Agreement

Town Staff Recommendation:

Staff recommends approving the purchase of one ambulance from Southern Emergency & Rescue Vehicle Sales, LLC, through the Texas Local Government Purchasing Cooperative; and authorizing the Town Manager to execute related documents for the same.

Proposed Motion:

I move to approve the purchase of one ambulance from Southern Emergency & Rescue Vehicle Sales, LLC, through the Texas Local Government Purchasing Cooperative; and authorize the Town Manager to execute related documents for the same.

SERVS
SOUTHERN EMERGENCY & RESCUE VEHICLE SALES, LLC

September 28, 2021

Chief William Bonny
Town of Prosper Fire Department
1500 East First Street
Prosper, Texas 75078

Dear Chief Bonny,

Thank you again for allowing us the opportunity to provide this quote for your next ambulance purchase. Below you will find pricing for a new Horton ambulance built on a Ford Type I chassis. I have also included the detailed specifications that outlines exactly what is included on the ambulance. Please review these closely. These specifications are what will be used to generate the Production Order, so we need to make sure they are correct.

Horton 603 Type I Ambulance – $319,452.77
Buy Board Numbers:
570-18 (expires 9/30/21)
650-21 (effective 10/1/21)

This price includes graphics, delivery, the Stryker Power Load cot retention system as well as the Knox Medvault for secure storage of controlled medications and the Dell docking station for the onboard computer.

I understand the need to take delivery of a new ambulance as quickly as possible. However, due to the current chassis situation, I am unable to provide you with an exact timeline your unit will be complete, but I would anticipate it to be approximately 12-months after confirmation of the order. Obviously, the earlier the order is confirmed the sooner the delivery. Securing a slot in the production schedule is what we are trying to accomplish. Production and completion dates can and will change as the flow of chassis arriving at Horton increases and I will be able to provide a better timeline once we have a chassis assigned to this project. Frankly, it looks better today than it did a couple of weeks ago, but we are trying our best to be realistic and honest with our customers about our delivery commitments.

Please let me know how you wish to proceed and if you need anything else, please feel free to contact me.

Sincerely,

David A. Taylor
Territory Manager

Southern Emergency & Rescue Vehicle Sales
309 FM 3381
Comanche, Texas 76442
Main: (800) 561-6070 Direct: (325) 356-2233

Sales Agreement

Customer: **PROSPER FIRE DEPARTMENT** Date: **9/30/2021**
Contact: **BILL BONNY** Sales Rep: **DAVE TAYLOR**
Address:
City/State/ZIP: Ref. #
Email: Bbonny@prospertx.gov
Phone:

N/U	STOCK #	MFR	REMT YEAR	MAKE	YEAR	MODEL	TYPE	VIN	QTY	PRICE	EXTENSION
		HORTON 603		FORD	2022	F550	I	TBD	1	$318,653.00	

ADDITIONAL INFORMATION	EXTRAS/OPTIONS	PRICE	QTY	EXTENSION
Damage:				
Warranty:	**INCLUDES:**			
Licensing:	GRAPHICS			
Tax Status:	KNOX MEDVAULT			
GPC/FIN:	DELL DOCKING STATION			
County:				
	BUYBOARD PURCHASING FEE	$800.00		
	TOTAL EXTRAS:			
Other:	**TOTAL INCLUDING ALL EXTRAS:**	**$800.00**		**$800.00**

TRADE-IN		TAXES & FEES			
Year:		Sales Tax:	Exempt	TOTAL INCL EXTRAS:	**$319,453.00**
Make & Model:		State Fees:		Ford GPC	**$0.00**
VIN:		Title/License Fee:			**$0.00**
		Delivery:		TOTAL DELIVERY,TAXES & FEES:	
TRADE ALLOWANCE:		**TOTAL TAXES & FEES:**	**$0.00**	GRAND TOTAL:	**$319,453.00**
				DEPOSIT REQUIRED:	**$0.00**
				AMOUNT DUE	**$319,453.00**

NOTICE TO BUYER

This contract is subject to additional provisions set forth, which is incorporated here by inference, and which terms include a complete disclaimer of all warranties other than stated by Manufacturer. The purchaser agrees that this order includes all the terms and conditions of this order and that this order cancels and supersedes and prior agreement as of the date hereof comprises the complete exclusive statement of the terms of the agreement; relating to the subject matters covered hereby, and that this order shall NOT BECOME BINDING until accepted by the Dealer principal or his/her authorized representative. Purchaser by his/her execution of this order acknowledges that he/she has read the terms and conditions and has received a copy of the Buyer's Order. Payment is due for all ambulances at final inspection (at factory) or prior to release for delivery from factory.

IF THE PURCHASED VEHICLE(S) SOLD TO PURCHASER BY DEALER UNDER THE ORDER IS SOLD AS A USED OR PRE-OWNED VEHICLE, THE VEHICLE IS SOLD "AS IS" AND "WITH ALL FAULTS". DEALER MAKES NO GUARANTEE OR WARRANTY OF ANY NATURE WHATSOEVER IN CONNECTION WITH THE PURCHASED VEHICLE(S), EXPRESSED OR IMPLIED, (INCLUDING NO WARRANTY THAT THE ODOMETER READING ON THE PURCHASED VEHICLE(S) REPRESENTS THE ACTUAL MILEAGE TRAVELED) OR ANY IMPLIED WARRANTY OR MERCHANTABILITY OR FITNESS FOR A PARTICULAR PURPOSE OF ANY NATURE WHATSOEVER. PURCHASER AGREES TO USE THE PURCHASED VEHICLE(S) AND/OR CHASSIS AT PURCHASER'S OWN RISK AND HEREBY RELEASES SELLER, ITS AGENTS, EMPLOYEES, SUCCESSSORS AND ASSIGNS, FROM ANY AND ALL CLAIMS FOR ANY DAMAGES OR INJURIES OR/AND NATURE WHATSOEVER TO THE FULL EXTENT PERMITTED BY LAW.

TITLE INFORMATION

Name & address on title should read: Town of Prosper, P.O. Box 307, Prosper, TX 75078, Collin County USA
Physical address of vehicle (for 130-U)): 250 W. First St., Prosper, TX 75078
Lien holder name & address (if any):
Date of Sale required by Lien holder:

AUTHORIZED SIGNATURES

Company: Town of Prosper

Purchase By: Harlan Jefferson, Town Manager
Name (Printed) (Title) Signature Date

Dealer: **Southern Emergency Rescue & Vehicle Sales (SERVS)**

Sales Rep Signature Date

THANK YOU FOR YOUR BUSINESS! WE APPRECIATE THE OPPORTUNITY TO BE OF SERVICE TO YOU ! The *SERVS* Team