



WORK SESSION
TOWN HALL COUNCIL CHAMBERS
MONDAY, MARCH 23, 2026 AT 6:00 PM

AGENDA

CALL TO ORDER

DISCUSSION ITEMS

1. Charlotte Works Presentation (*Kevin Loux, Chief Impact Officer*)
2. Electricities 101 (*Electricities*)

CLOSED SESSION

3. Pursuant to NCGS 143.318-11 (1) - *prevent disclosure of privileged information.*

ADJOURN

If you require any type of reasonable accommodation as a result of physical, sensory, or mental disability in order to participate in this meeting, please contact Lisa Snyder, Clerk of Council, at 704-889-2291 or lsnyder@pinevillenc.gov. Three days' notice is required.



TOWN COUNCIL AGENDA ITEM

MEETING DATE: March 23, 2026

Agenda Title/Category:	Charlotte Works		
Staff Contact/Presenter:	Kevin Loux, Chief Impact Officer		
Meets Strategic Initiative or Approved Plan:	Yes	No	If yes, list:
		x	
Background:	Charlotte Works will present an economic overview of Pineville and of Pineville’s workforce.		
Discussion:			
Fiscal impact:			
Attachments:	Charlotte Works presentation		
Recommended Motion to be made by Council:			



Charlotte Works

Overview

March 2026

Charlotte Works

Federal



State



Local



500+ Local Workforce Boards

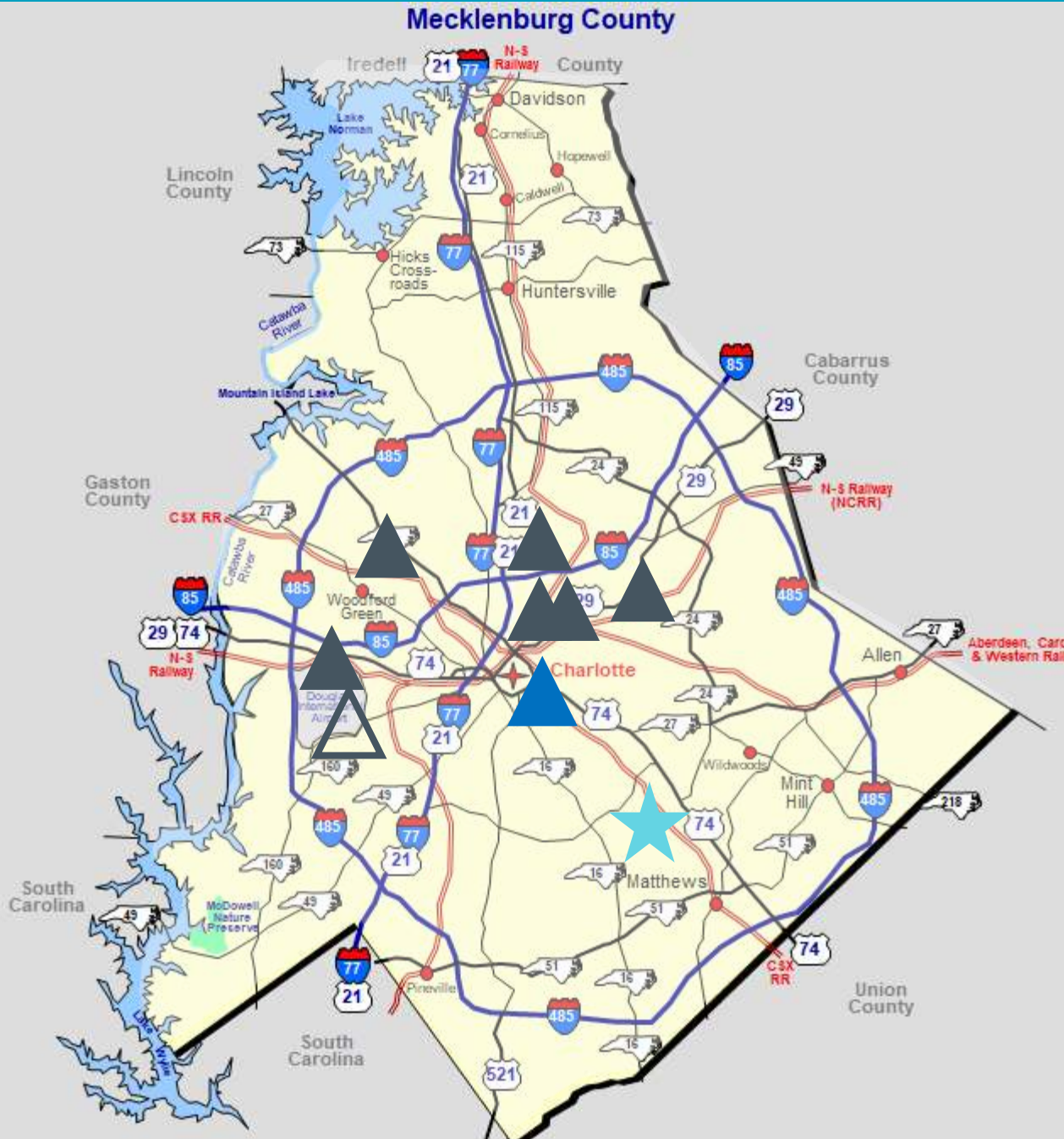
20+ Local Workforce Development Boards



Affiliated Entities



NCWorks Access Points



NCWorks Career Center - Charlotte

- 8601 McAlpine Park Drive (Adults & Youth)

Current Community Partnerships

For Adults

On-Demand (As Needed)

- Charlotte Mecklenburg Dream Center
- Consistent Presence**

- Meck County CRC - 3205 Freedom Drive
- Meck County CRC - 430 Stitt Rd
- Meck County Sheriff's Office - 801 E 4th St
- Camp North End
- Freedom Communities, Charlotte Family Housing, Families Forward
- Ascent Housing Communities

For Youth

- Central Piedmont Community College - 1141 Elizabeth Ave.



Form a clear picture of today and tomorrow's workforce needs and implement solutions that close jobs-skills gaps.



Talent

Business



Talent JOURNEY

Job Seeker Journey & Personas

Personas Experience the Journey Differently



EXPERIENCED

UNDER-EMPLOYED

CHRONICALLY CHALLENGED

YOUNG ADULT

RETURNING RETIREE

RECENTLY INCARCERATED

Estimated Job Seekers

22,306¹

53,000²

12,200³

11,340⁴

1. Mecklenburg County Unemployed 2024 Average 2. Harvard Hidden Talent Study 27m nationally - Mecklenburg County Extrapolation 3. Measure of America Disconnected Youth 4. AARP estimates 27% of Retirees return to work - Mecklenburg County Extrapolation

WORKFORCE | Job Seeker Journey

IDENTIFY JOB NEED



ACCESS WORKFORCE PARTNERS



UTILIZE RESOURCES



IDENTIFY OPPORTUNITIES



ENGAGE EMPLOYERS



Business

JOB MATCH

Pineville Economy



Economic Snapshot



14,285

Population

▲ 23%

Growth Since 2020



13,785

Employed

▲ 13%

Growth Since 2020



\$80,400

Median Earnings

▼ 4%

Vs. Mecklenburg County

Economic Snapshot



▲ **92%**

Increase in 20-24
Year Olds



43%

Retail / Sales



61%

Of Jobs Pay Less
than \$80k

▼ **13%**

Decrease in 10-14
Year Olds

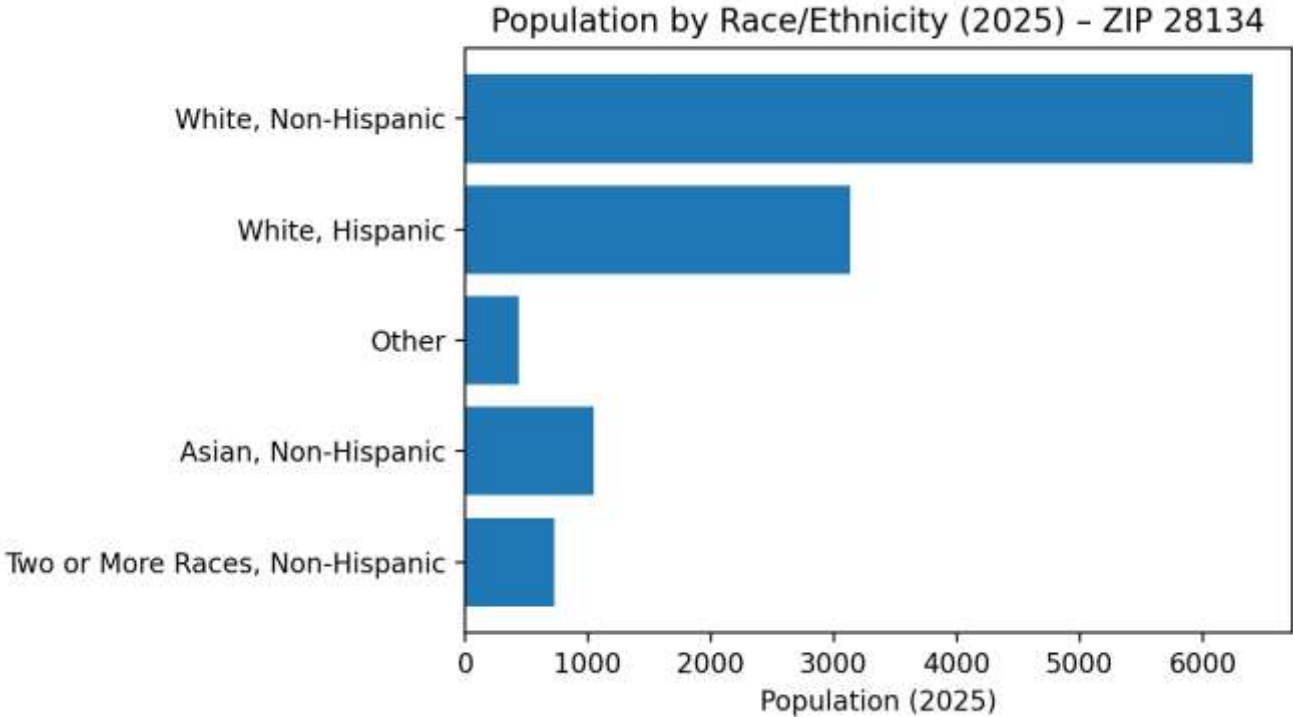
16%

Restaurants / Food Prep

17%

Of Jobs Pay More
than \$100k

Population by race/ethnicity (2025)



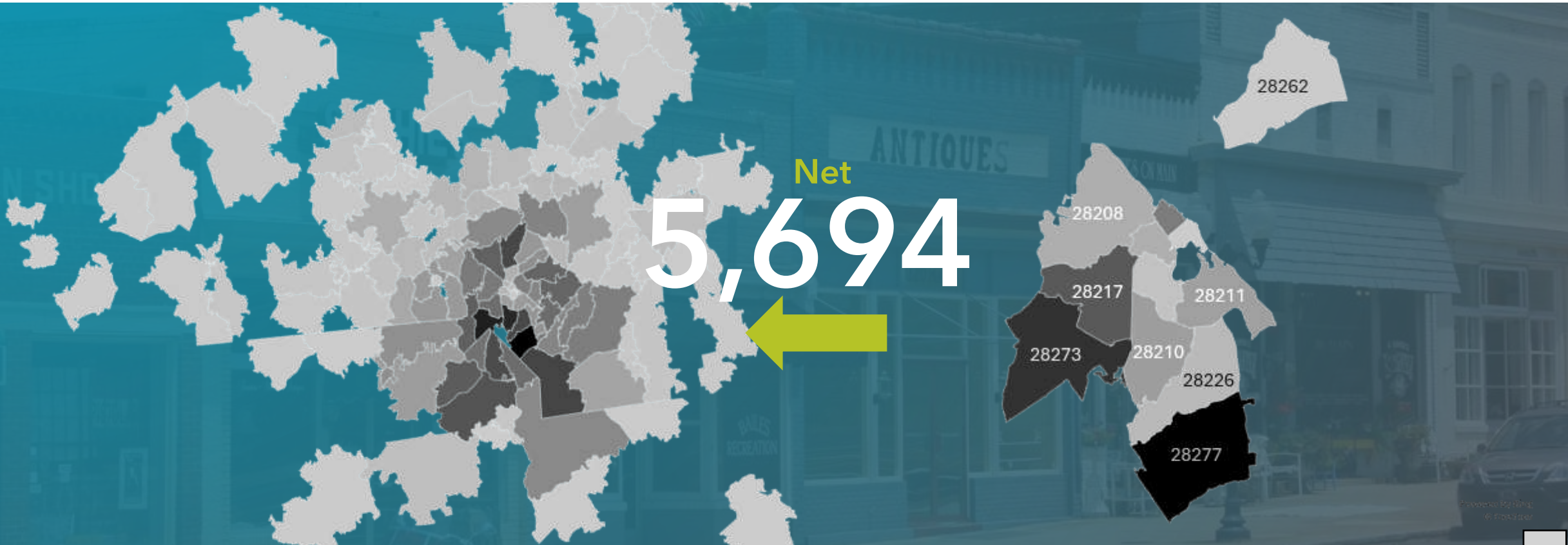
Key Facts

- Hispanic-identifying groups represent roughly 24.7% of the 2025 population in this dataset. 45% higher than Mecklenburg as a whole.
- Projection tables show especially strong growth in White Hispanic and other Hispanic categories by 2035.
- Takeaway: Potential need for bilingual support

Commuting Maps

Into Pineville

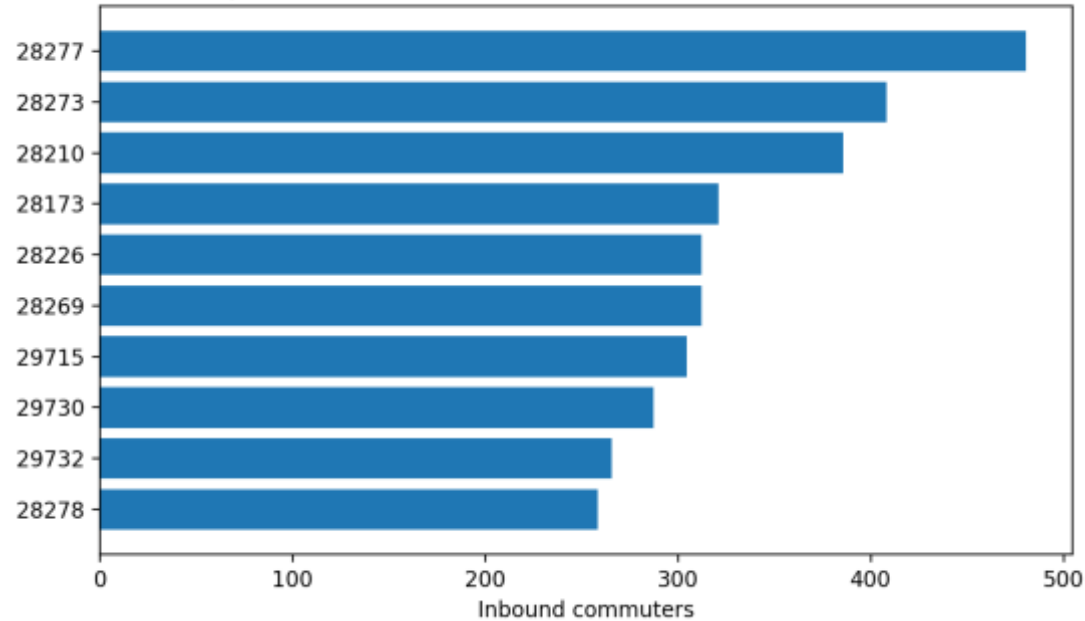
Out of Pineville



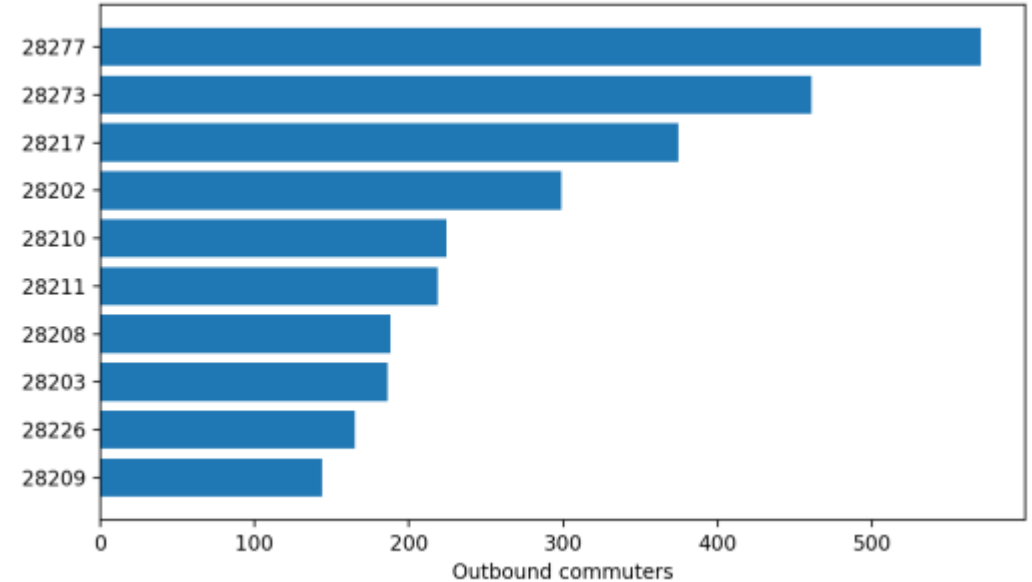
Only showing zip codes with 10+ Commuters

Inbound and outbound commuter ZIP flows (dataset top ZIPs)

Top Sources of Inbound Commuters to Pineville (ZIP 28134)



Top Destinations of Outbound Commuters from Pineville (ZIP 28134)





Businesses

1 in 3

1 to 4 Employees

1 in 3

5 to 9 Employees

1 in 5

10 to 19 Employees

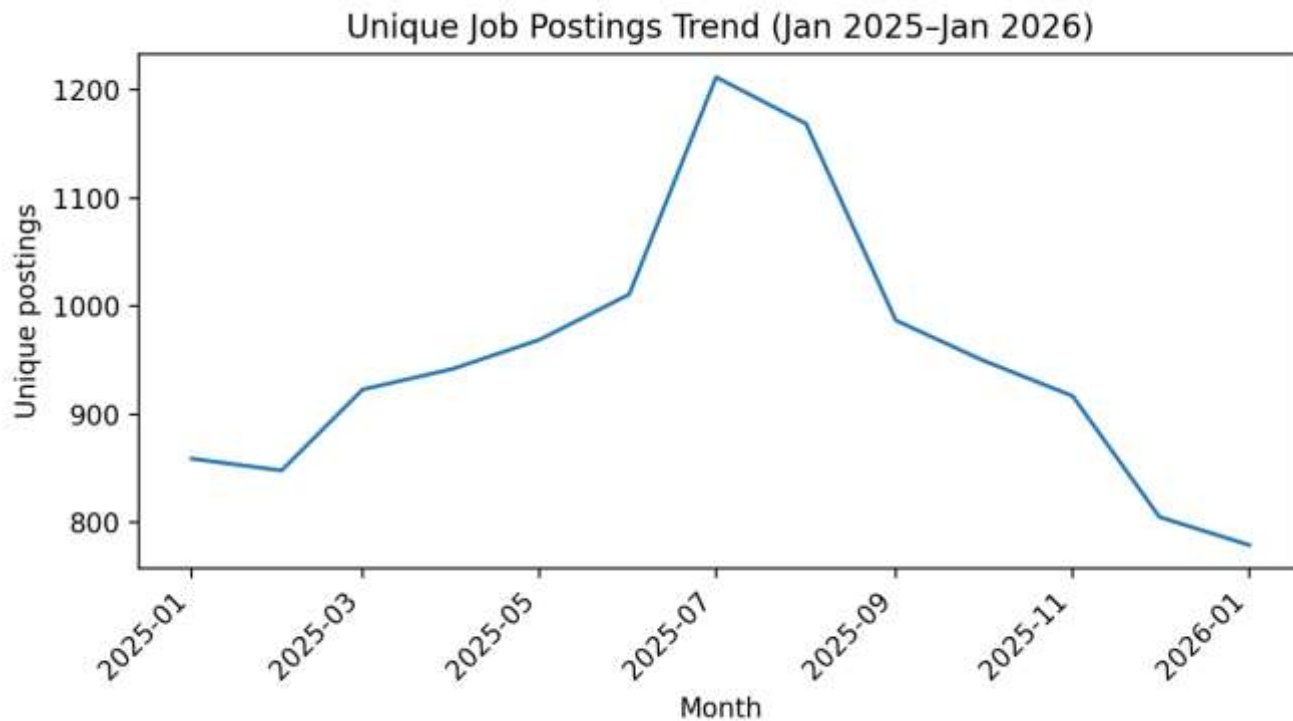
Largest Industries by Jobs (2025)



Top Posted Occupations



Job postings trend and summary (Jan 2025–Jan 2026)



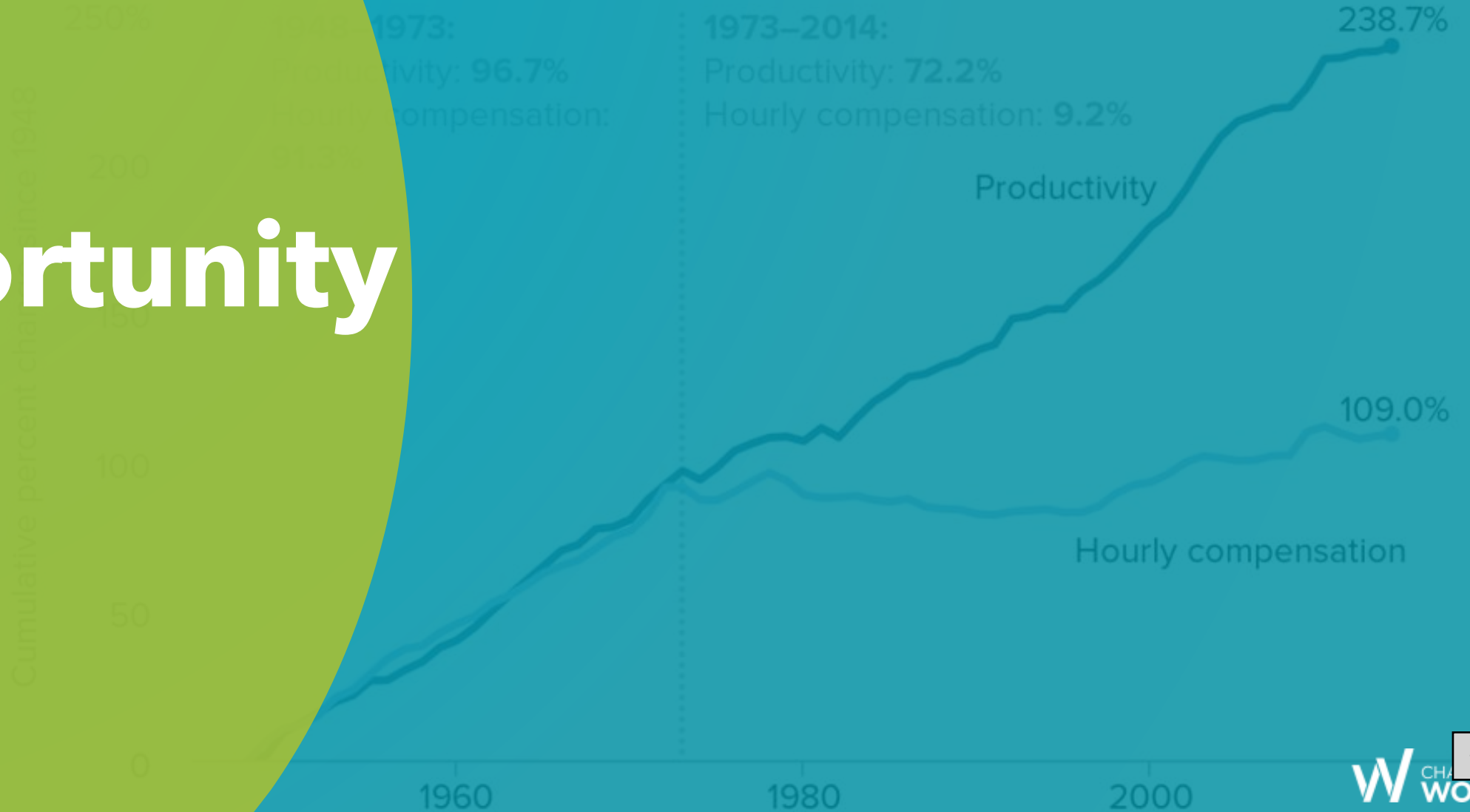
Posting summary

- 5,685 unique postings (12,847 total)
- 804 companies posting
- Median posting duration: 24 days
- Posting intensity: ~2:1
- Use: target employer engagement and training to the occupations with the most recurring demand.

Disconnect between productivity and a typical worker's compensation 1948–2014

Item 1.

Creating Opportunity



search for address or place...

Tract 37119005825, Pineville, NC

CHILDREN'S OUTCOMES IN ADULTHOOD

HOUSEHOLD INCOME AT AGE 35 \$37k



AVERAGE CREDIT SCORE N/A

DEBT DELINQUENCY N/A

INCARCERATION RATE 1.5%

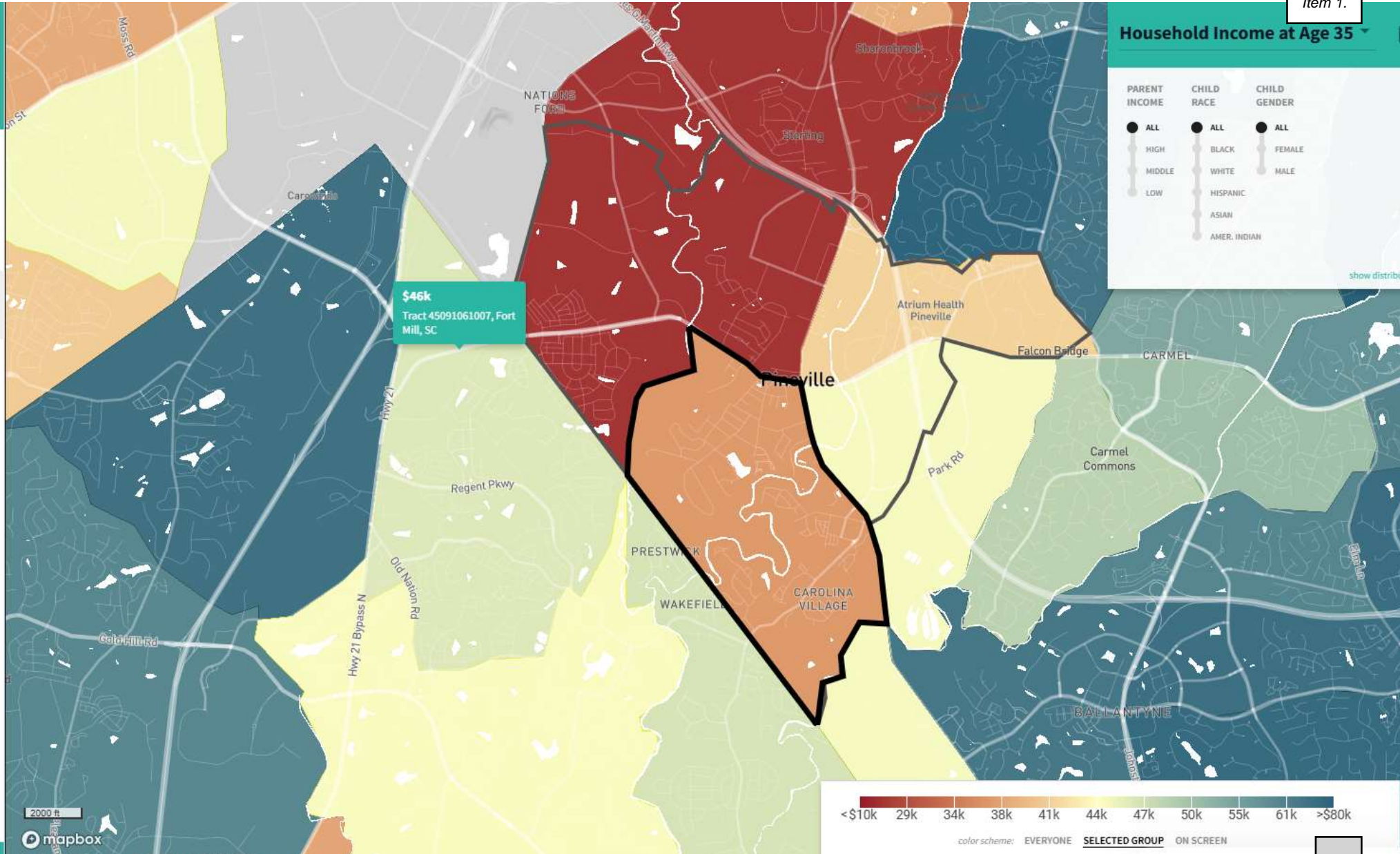
show more outcomes

NEIGHBORHOOD CHARACTERISTICS

MEDIAN RENT 2012-16 \$968

JOB GROWTH RATE FROM 2004 TO 2013 -4.4%

show more characteristics



Household income at Age 35

Filters for PARENT INCOME, CHILD RACE, and CHILD GENDER. Includes options for ALL, HIGH, MIDDLE, LOW income; ALL, BLACK, WHITE, HISPANIC, ASIAN, AMER. INDIAN race; and ALL, FEMALE, MALE gender.



color scheme: EVERYONE SELECTED GROUP ON SCREEN

Skills are the
Language of

Talent

Industry is the
Language of

Business

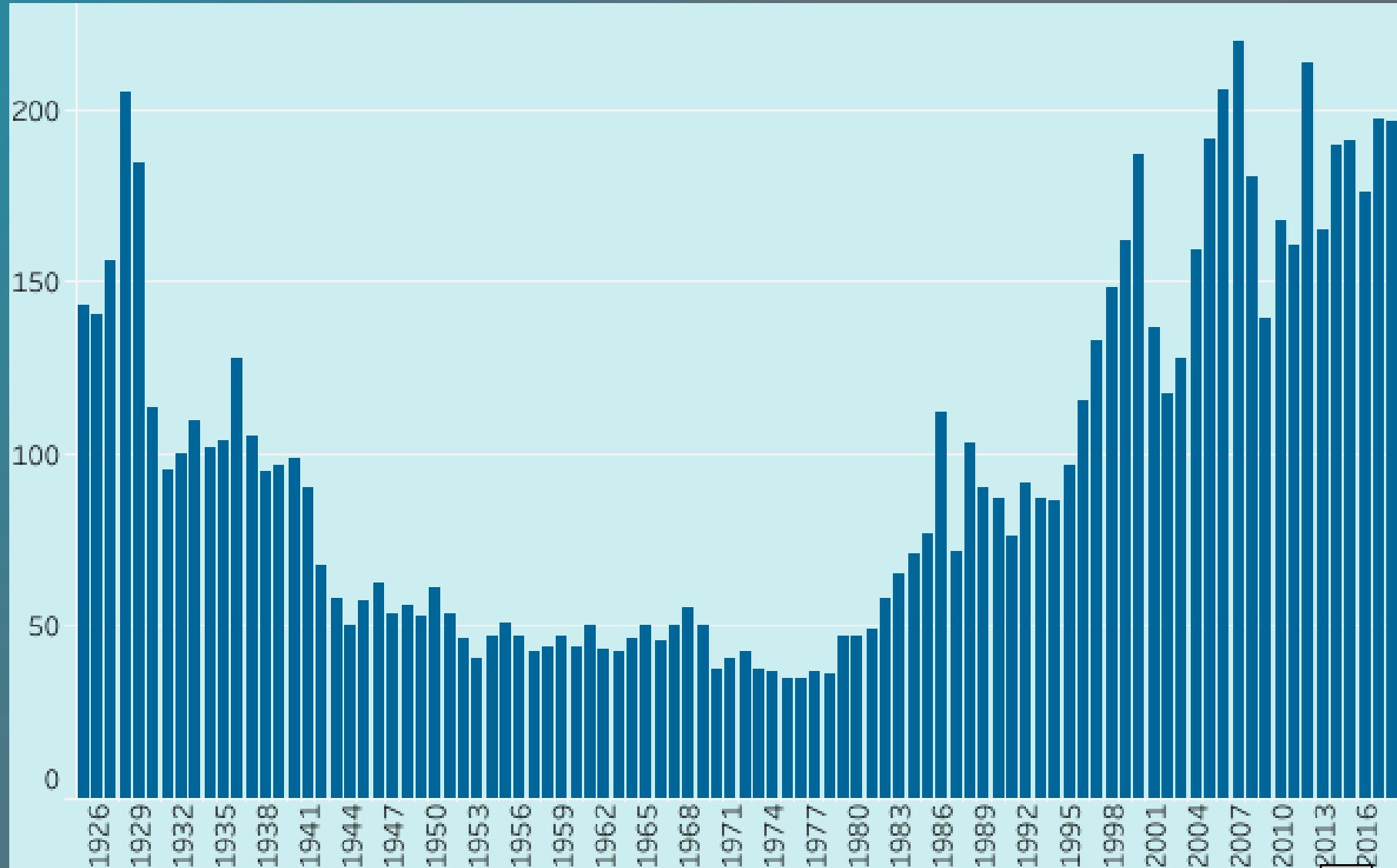
Skills Live at the Occupation Level,
Not the **Industry** Level

U.S. Inequality Has Returned to Gilded Age Levels

Average income of America's top 0.1% as a multiple of bottom 90% income, 1925-2018

Item 1.

**Median
Income
Does Not
Sustain the
Median
Family**




Source: Emmanuel Saez, UC Berkeley

Living Wage is Family Sustaining

...this is a **calculation** not a number

Living Wage

Cost of Basic Needs:



Number of adults and children in the household

The Living Wage **decreases** when benefits that help a family afford their basic needs are paid by the employer

PATHWAYS TO A LIVING WAGE



1) Numbers are rounded to consistent whole integers from the MIT Living Wage model. Other models considered include Nc Justice, Mecklenburg housing wage, NC Commerce, Good Jobs, and 200% FPL.

Key Takeaways

Infrastructure is Key:
Growing Commuter Hub

Workforce: Develop Entry Level Pathways & Grow Small Businesses

Opportunity: Explore Creating Public Pathways to Living Wage



TOWN COUNCIL AGENDA ITEM

MEETING DATE: March 23, 2026

Agenda Title/Category:	Electricities 101		
Staff Contact/Presenter:	Kevin Josupait		
Meets Strategic Initiative or Approved Plan:	Yes	No	If yes, list:
		x	
Background:	Mr. Josupait will present an overview of Public Power, Electricities, and NCMPA1.		
Discussion:	Town Council will be able to ask Mr. Josupait about the town’s relationship with Electricities and NCMPA1.		
Fiscal impact:			
Attachments:	Electricities and NCMPA1 presentation		
Recommended Motion to be made by Council:			



ElectriCities and North Carolina Municipal Power Agency Number 1

Pineville Town Council
March 23, 2026



Item 2.



Three Types of Electric Utilities



PUBLIC POWER UTILITIES



RURAL ELECTRIC COOPERATIVES



INVESTOR-OWNED UTILITIES

	BUSINESS MODEL	FEDERAL ENERGY REGULATORY COMMISSION JURISDICTIONS	REGULATED BY STATE PUBLIC UTILITY COMMISSION	GOVERNED BY	FINANCIAL CONTRIBUTION TO LOCAL GOVERNMENT	CAN RAISE FUNDS THROUGH
PUBLIC POWER UTILITIES	Not for profit, Community-owned	Only for interstate transmission	Very limited instances	Elected/appointed boards, mayors, city council members and citizens	Exempt from most taxes; instead make payments in lieu of taxes or transfers to the general fund	Tax-exempt municipal bonds
RURAL ELECTRIC COOPERATIVES	Not for profit, Member-owned	Only for interstate transmission	Some	Member-elected boards	May neither pay taxes nor other contributions to local government	Loans from the Dept of Agriculture's Rural Utilities Service or cooperative or private lenders
INVESTOR-OWNED UTILITIES	For profit, Shareholder owned	For wholesale rates	All	Private boards	Pay taxes to local government	Stock issue or corporate debt

Pineville Electric System

- In 1939, Pineville started providing electric service to its citizens.

- Fast forward to today, Pineville is one of the fastest growing public power communities in western North Carolina.

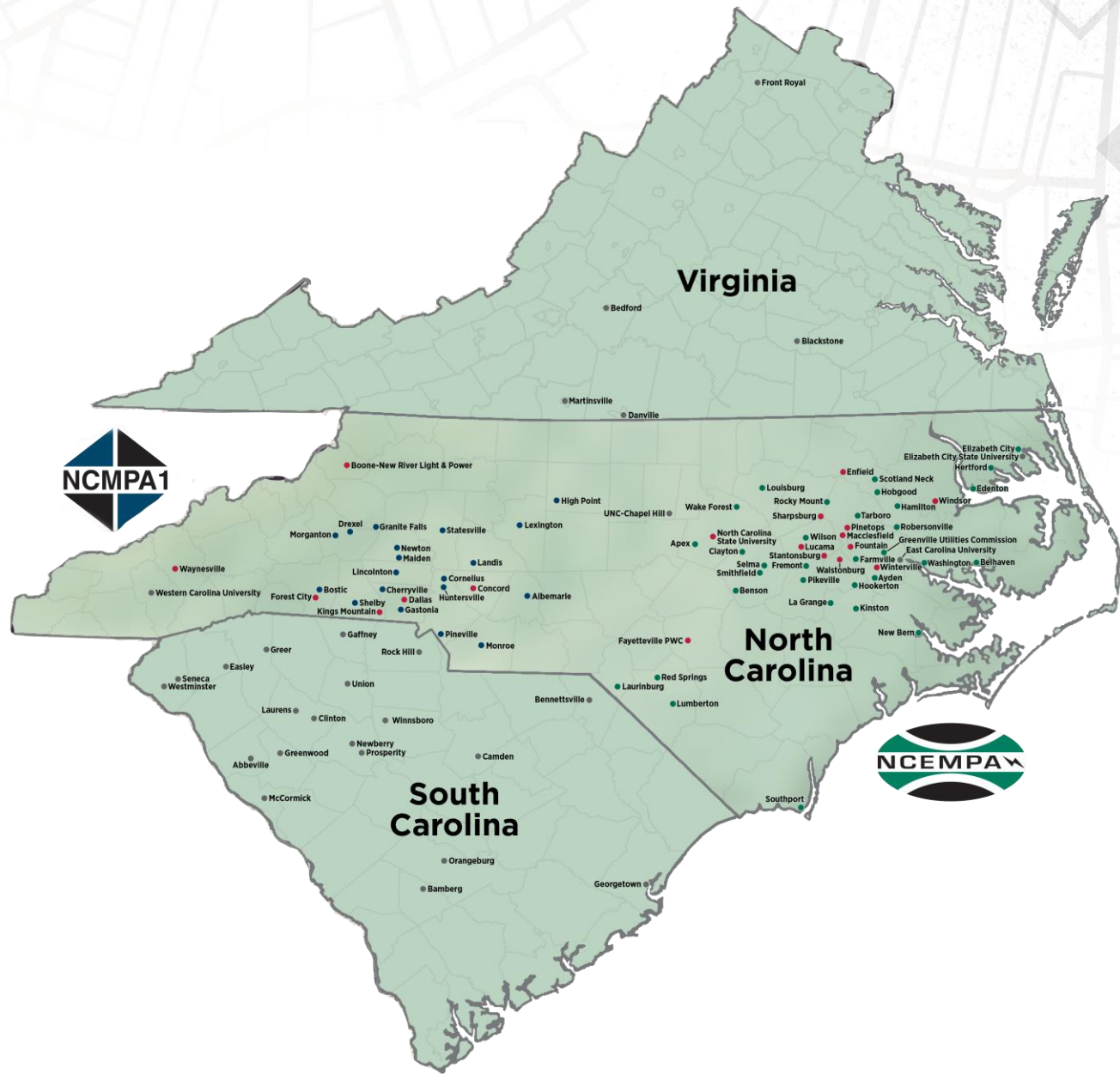




Public Power's Purpose

Deliver value to our communities and customers through collective strength, knowledge, and action while promoting a successful future.

Public power illuminates the homes and workplaces of nearly **1.6M people** in North Carolina.



ElectriCities Services

ElectriCities supports members with over 125 services across the following categories:

- Benchmarking & Best Practices
- Business & Key Account Services
- Collaboration & Events
- Customer Service & Communication Resources
- Distribution System Operations
- Economic Development
- Industry News & Memberships
- Legislative Affairs
- Mutual Aid
- Rate Planning
- Rebates & Grants
- Regulatory Compliance & Reporting
- Residential Energy Services
- Retail Billing Support
- Safety Services
- Technology Support Services
- Training & Workforce Development
- Wholesale Power Supply Operations
- Wholesale Power Supply Planning & Contract Management
- Wholesale Power Supply Transmission & Distribution Interconnection Management

ElectriCities Governance Structure

NCMPA1 Board of Commissioners

- Accepts/rejects wholesale rates
- Adopts NCMPA1 budgets
- Provides concurrence with debt issuance
- Elects directors to the Board of Directors

NCEMPA Board of Commissioners

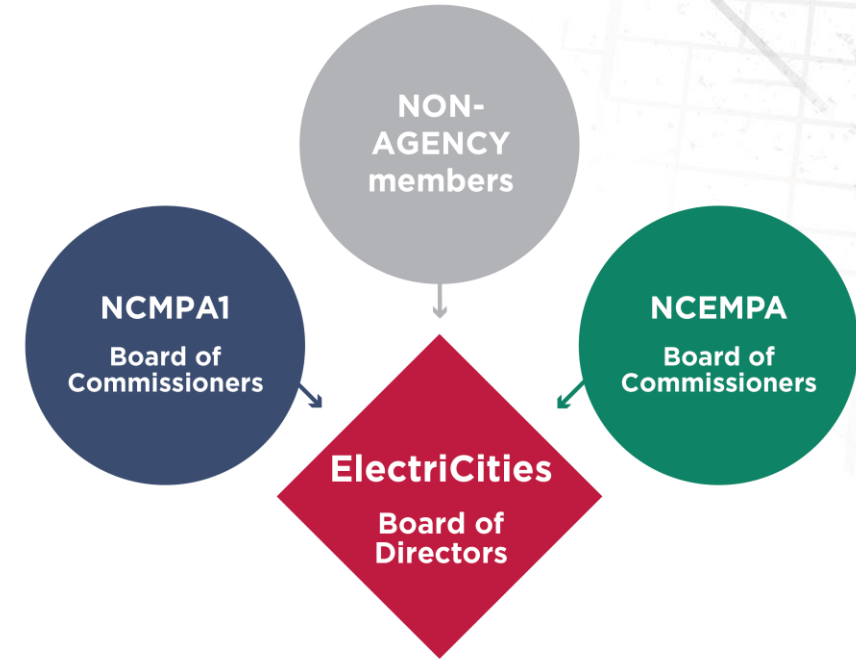
- Accepts/rejects wholesale rates
- Adopts NCEMPA budgets
- Provides concurrence with debt issuance
- Elects directors to the Board of Directors

Non-Agency Board of Commissioners

- Elects directors to the Board of Directors

ElectriCities Board of Directors

- Sits as Executive Committee for Boards of Commissioners
- Sets policy and strategic direction
- Holds management accountable for operations of the Power Agencies and ElectriCities
- Adopts ElectriCities budgets
- Approves Power Agencies debt issuance
- Adopts wholesale rates sufficient to cover Power Agencies' debt and expenses subject to rejection by the Boards of Commissioners



Power Agencies Are Formed

Energy Crisis Brought Together Utilities and Cities

- Cities wanted greater reliability and control over costs.
- Utilities needed help to finance new power plants.

The Best Solution at the Time: Cities Granted Permission to Own Generation

- Legislation passed unanimously in 1975.
- Constitutional amendment passed in 1977.

Who Supported the Idea?

- Governor
- Legislators
- City officials
- Voters



NCMPA1 Board of Commissioners

Appointed by Local Governing Board

NCMPA1 Officers

Michael Peoples – Chair, Gastonia
Ritchie Haynes – Vice Chair, Lincolnton
Daniel Cobb – Secretary-Treasurer, Granite Falls

Albemarle

Mayor Ronnie Michael
Martha Sue Hall
Darren Rhodes

Bostic

Vacant

Cherryville

Mayor Wade H. Stroupe, Jr.
Brian Dalton

Cornelius

Thurman Ross, Jr.
Todd Sansbury
Tyler Beardsley

Drexel

Bill Carroll

Gastonia

Michael Peoples
Brian Potocki
Adrian Certain

Granite Falls

Daniel P. Cobb

High Point

Tyler Berrier
Eric Olmedo

Huntersville

Nick Walsh, Jr
Bobby Williams

Landis

Michael Ambrose
Matthew Geelen
Ian Kenner

Lexington

Mayor Jason Hayes
Joe Watkins
Whitney Brooks

Lincolnton

Ritchie Haynes
Mayor Ed Hatley
David Ramsey

Maiden

Bryan C. Duckworth
Addyson Ikard

Monroe

Robert S. Miller, IV
Eric Howell

Morganton

Jessie Parris
Chris Jernigan

Newton

Recil Wright
Jody Dixon
Jeff Cochrane

Pineville

Ryan Spitzer
Danielle Moore

Shelby

Ben Yarboro

Statesville

Cody Leis
Ron Smith
Amy Lawton

NCMPA1: Catawba Nuclear Station

- The Catawba plant, which consists of two identical units, is jointly owned by NCMPA1, Duke, Piedmont Municipal Power Agency (S.C.), and North Carolina Electric Membership Corporation.
- NCMPA1 owns 75% of Catawba Unit 2.
- Through contractual arrangements, the owners share both units at the plant.
- In 2023, NCMPA1 entered into a long-term power purchase agreement with Central Electric Power Cooperative for 18% of NCMPA1's share effective Jan. 1, 2024.
- NCMPA1 owns the largest share of the Catawba plant.
 - NCMPA1 37.500%
 - NCEMC 30.754%
 - Duke 19.246%
 - PMPA 12.500%

Nuclear Regulatory Commission issued license extensions on Dec. 5, 2003, for both Catawba and McGuire nuclear plants. In the early 2030s, Duke will pursue a subsequent 20-year license extension.



License Expiration

Catawba 1
12/5/43

Catawba 2
12/5/43

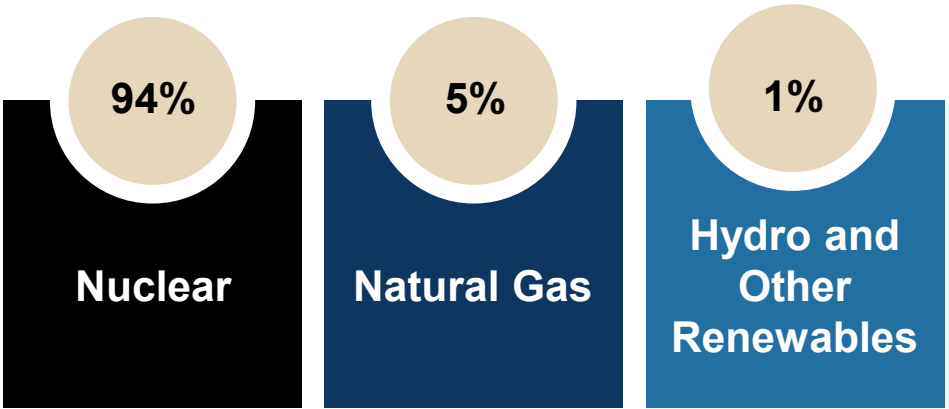
McGuire 1
6/12/41

McGuire 2
3/3/43

NCMPA1 2026 Energy Resource Mix

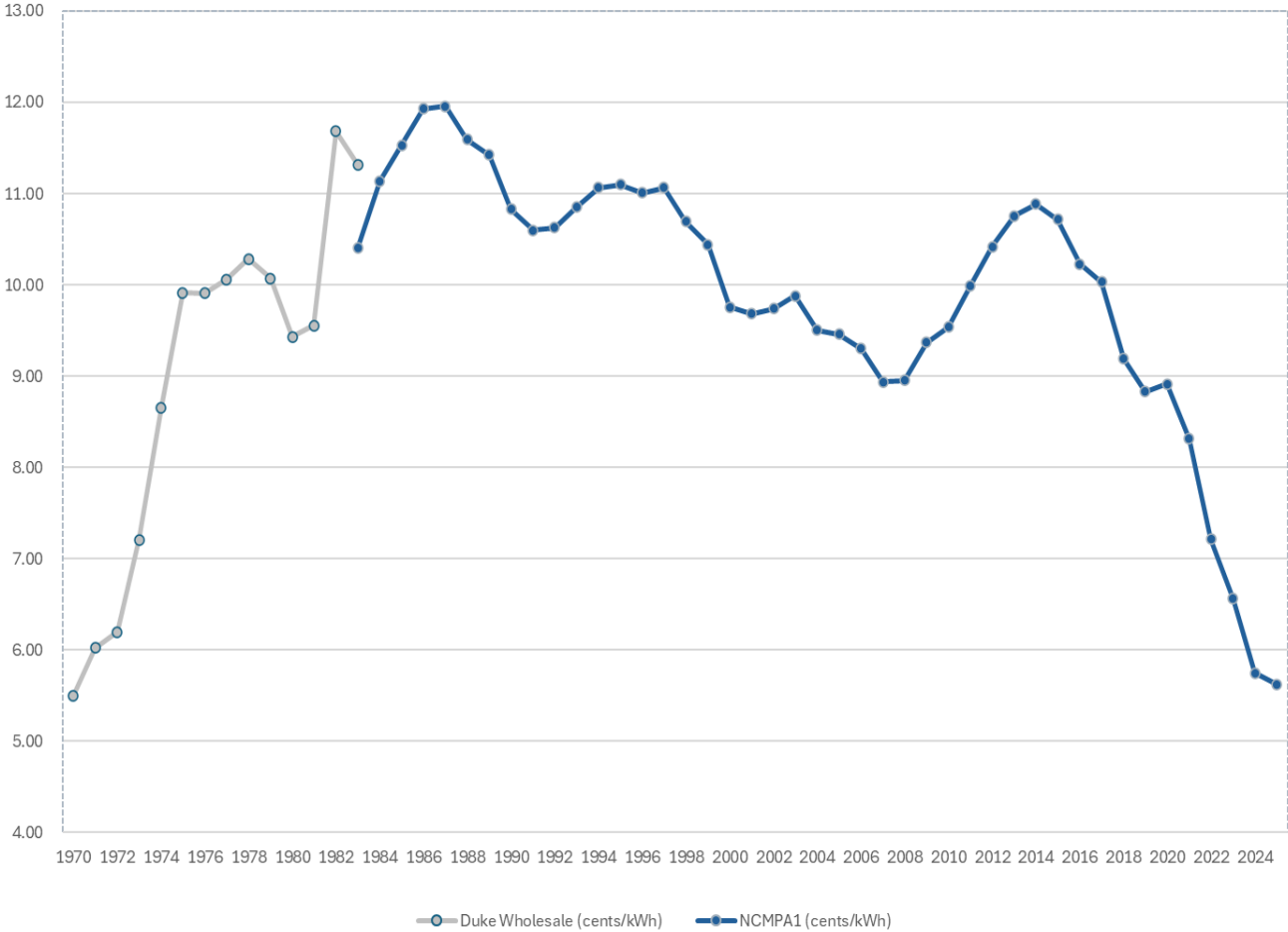


19 cities and towns in piedmont and western North Carolina



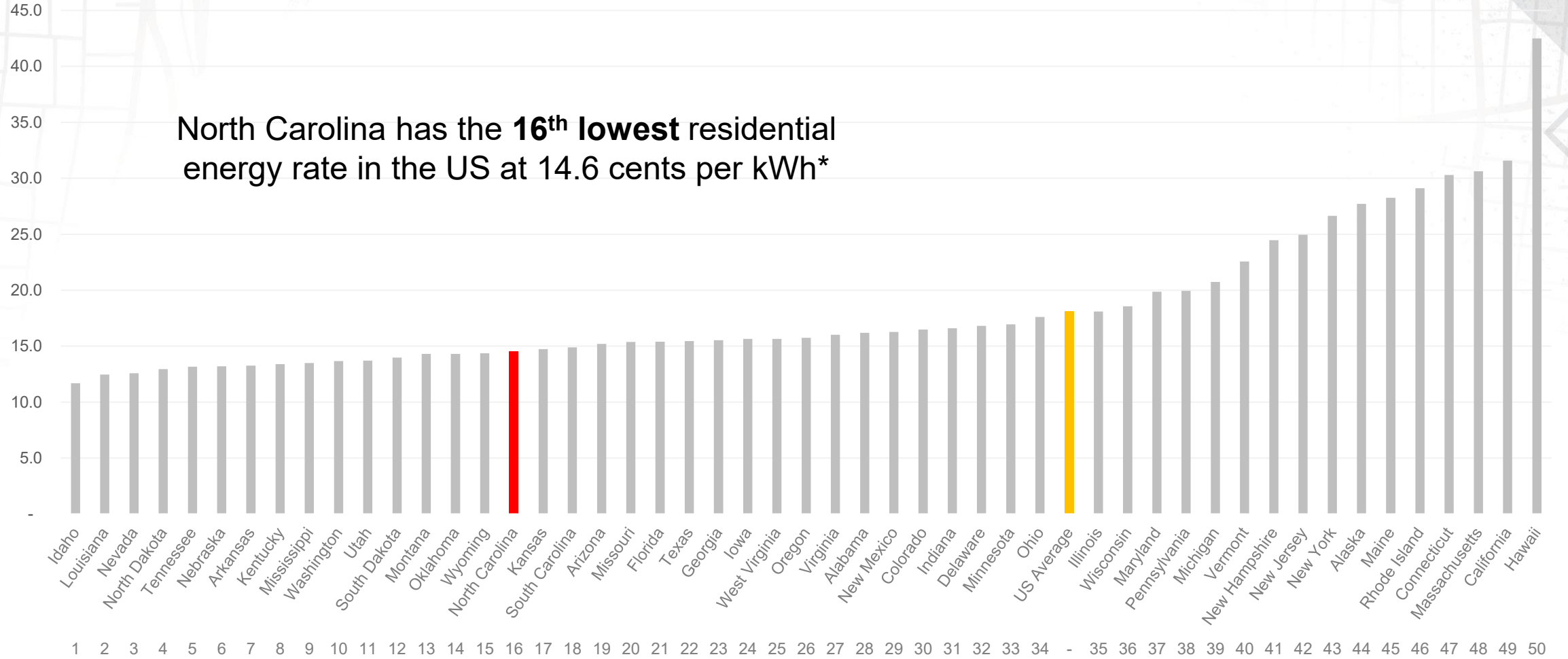
MORE THAN
94%
of the electricity
NCMPA1
PROVIDES IS FROM
EMISSIONS-FREE
generation sources

NCMPA1 Average Wholesale Rates (cents/kWh)



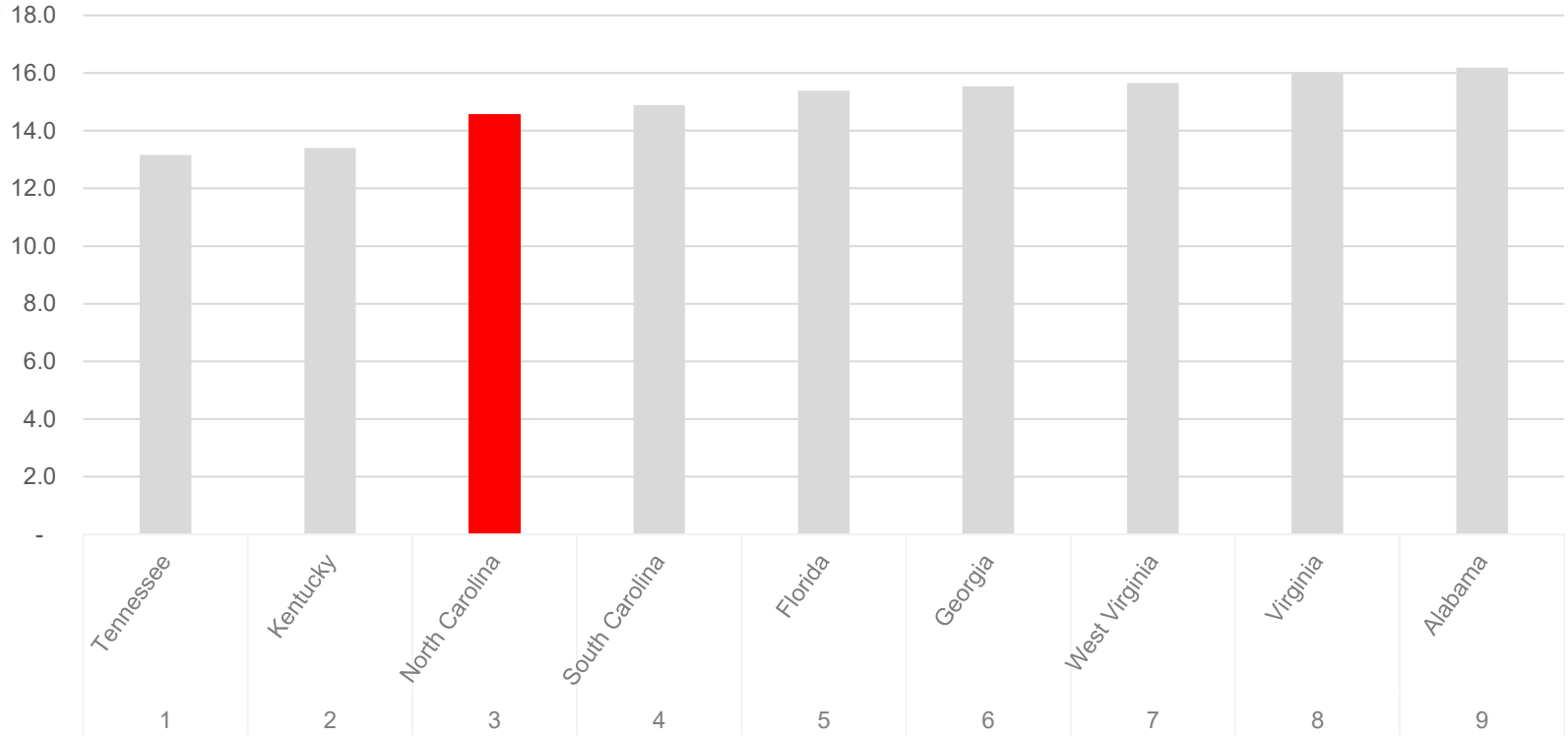
In western North Carolina, NCMPA1’s wholesale power costs have reduced by 45% over the past 10 years, and NCMPA1’s 19 member communities have received an additional \$275 million back from the Power Agency over the last decade.

National Residential Rates



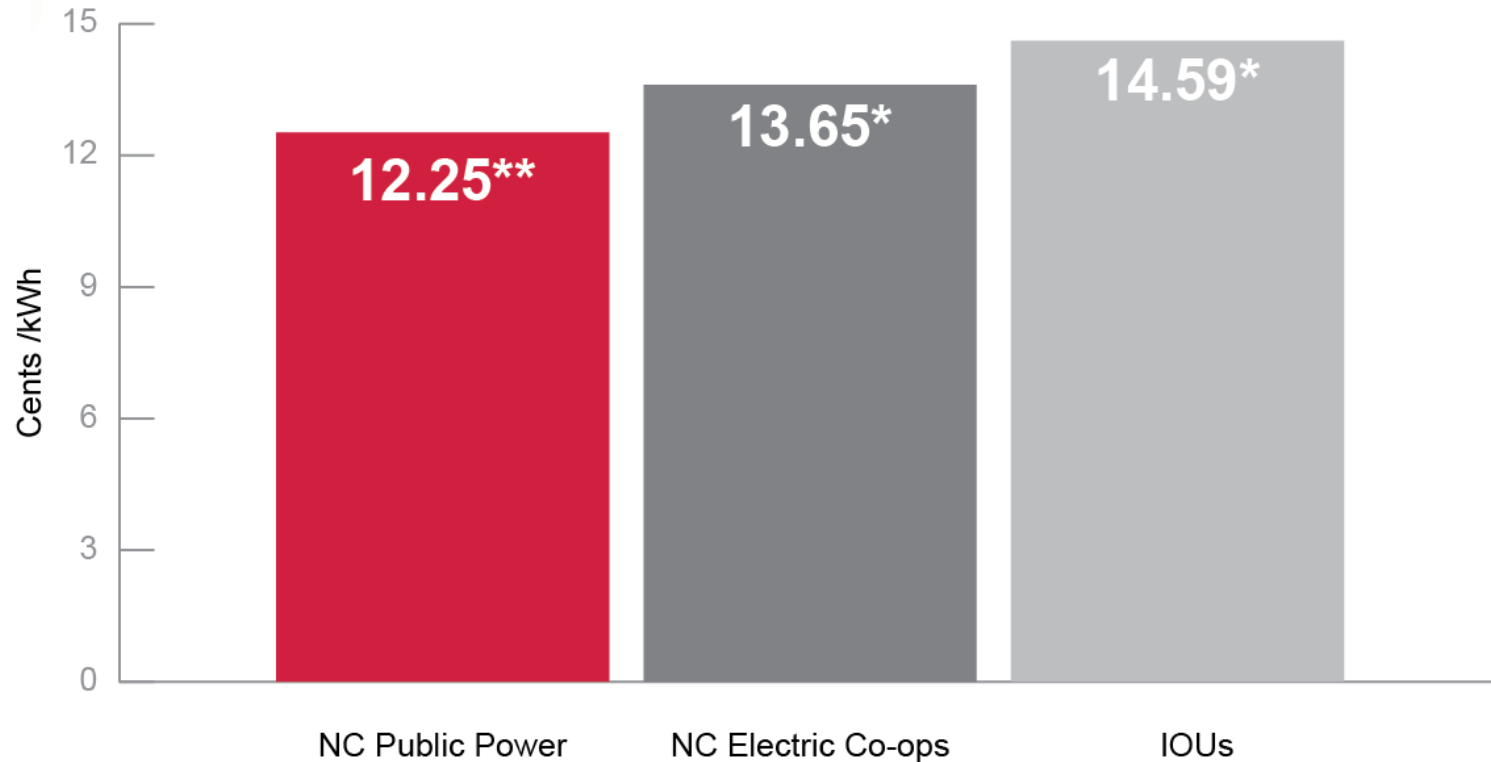
Regional Residential Rates

North Carolina has the **3rd lowest** residential energy rate in the Southeast at 14.6 cents per kWh*



Public Power is Affordable Power

All 19 NCMPA1 and 31 of 32 NCEMPA members are the **lowest cost providers** in their areas



* 2024 EIA-861

**Based on data for public power utilities gathered by ElectriCities. It includes rate class-level revenue and usage data that includes short form filers.


ELECTRICITIES
of NORTH CAROLINA, INC.

The energy behind public power

www.electricities.com

STAY CONNECTED

-  @ElectriCitiesNC
-  @ElectriCitiesNC
-  @ElectriCitiesNC
-  [company/ElectriCitiesNC](https://www.linkedin.com/company/ElectriCitiesNC)
-  [NC Public Power Channel](https://www.youtube.com/channel/NC Public Power Channel)

