

CITY OF LYNDEN

POLICE DEPARTMENT

Steve Taylor, Police Chief

(360) 354-2828



Public Safety Committee Meeting Agenda

Online (Microsoft Teams)

4:00 PM June 10, 2021

Members of the public may join the public safety committee meeting telephonically by dialing 1-253-948-9362. You will then be prompted to enter the Conference ID 954 667 669#. It is necessary to enter the # symbol after entering the numerals.

To join the public safety committee meeting via computer please contact the Police Department at 360-354-2828 before 2:00 p.m. the day of the meeting and provide an email address so a meeting invitation can be emailed to you.

Call to Order

Roll Call

Approval of Minutes

- [1.](#) Approval of May 6, 2021 meeting minutes

Items from the Audience

Committee Items

- [2.](#) Public Safety Overtime - May 2021

Fire Department Items

- [3.](#) Fire Monthly Report - May 2021
4. Assistant Chief Recruitment Update
5. Fire Station Renovation Update
- [6.](#) Resolution No. 1038 - Volunteer Firefighter/EMT Pay
7. 2021 Northwest Washington Fair - Staffing

Police Department Items

8. Legislative changes affecting police procedures
- [9.](#) Police Monthly Report - May 2021

Adjournment

CITY OF LYNDEN

POLICE DEPARTMENT

Steve Taylor, Police Chief

(360) 354-2828



Public Safety Committee Meeting Minutes

Online (Microsoft Teams)

4:00 PM May 06, 2021

Call to Order

Roll Call

Members present: Mayor Scott Korthuis and Councilors Mark Wohlrab, Brent Lenssen and Gerald Kuiken

Staff present: City Administrator Mike Martin, Chief Mark Billmire, Lieutenant Russ Martin, Lieutenant Jeremy Bos, and Support Services Manager Holly Vega

Approval of Minutes

1. Approval of April 1, 2021 meeting minutes

The minutes from the April 1, 2021 meeting were approved.

Items from the Audience

Scheduled

2. Speed limit on Main Street - Yuliya Knibbe

Citizen Yuliya Knibbe has concerns regarding the posted 35 mph speed limit on Main Street, which is an arterial road as well as a residential area. She notes there is a lot of traffic including large semi-trucks traveling quite fast. Councilor Wohlrab advised the committee would review traffic count data and follow up next month.

Committee Items

3. Review on Westview Circle speeding complaint

No new information; not discussed.

4. Front Street safety concern - car vs pedestrian collision

There have been 2 vehicle vs pedestrian accidents at the intersection of Front Street and 7th Street within the last 6 months. The Police Department will review the area to identify any possible visibility issues (trees, signage, etc).

5. Aaron Drive speed complaints

Complaints have been received regarding speeding vehicles on Aaron Drive. Mayor Korthuis has recent traffic count information available, and notes that traffic is generally going the speed limit with a handful of vehicles speeding in excess. Councilor Wohlrab will share the data with the concerned citizens.

6. Crosswalk request at Edgewater and Vinup

A request was made by a citizen to add a crosswalk on Vinup Road at Edgewater Lane. The committee was not inclined to support the request as Edgewater Lane does not line up on both sides of Vinup Road, and there are other busier intersections that do not currently have crosswalks.

7. Public Safety Overtime - March 2021

Fire Department had 264.75 overtime hours in April, and 439 volunteer hours. Typically, the overtime/volunteer ratio is about 50/50 split, so volunteer hours were up.

Police Department had 281 overtime hours in April, 70% in shift coverage for medical/light duty and vacation coverage.

Fire Department Items

8. Fire Monthly Report - April 2021

Chief Billmire presented the monthly report for April. Call volume remained normal, 45 overlapping calls (31%). Fire prevention and inspections continue to increase.

9. AC Recruitment Update

The Assistant Chief position was reposted last Friday through the Daily Dispatch, a fire publication. Chief Billmire will coordinate with Kara Turner upon her return to post through other recruitment sources. No significant changes were made to the job description.

10. Fire Station Renovation Update

The renovation project is still on schedule, working on mechanical, electrical, plumbing and HVAC inside the building. Notice was received that the contractor may be petitioning the City to adjust the bid due to the 200% increase in lumber costs.

11. IAFF Local 106 - Contract Negotiations begin June 1

Contract negotiations begin June 1, 2021. Chief Billmire does not anticipate any big hang-up issues or surprises and hopes the process goes smoothly.

Police Department Items

12. Police Monthly Report

Lieutenant Martin presented the monthly report for April, noting there has been an increase in public order maintenance calls, disorderly subjects, and transients throughout the last year.

13. City of Lynden - Friendship Diversion Services Agreement

Mike Martin overviewed the proposed agreement between the Municipal Court and Friendship Diversion Services for electronic home monitoring services. Judge Lewis requested the City consider the agreement and both the Prosecutor and Public Defender support it. It is less expensive than our current contract and offers a sliding fee scale for lower income. It will require a separate resolution, which Carmichael Clark is aware of.

Added Items

14. COVID cases in Lynden have increased significantly. Mayor Korthuis will update and publish the new data more frequently for public awareness.

Adjournment

Meeting adjourned at 4:49 p.m.

CITY OF LYNDEN

FINANCE DEPARTMENT
(360) 354 - 2829

Start Date	5/21/2021	MAY
End Date	5/21/2021	2021

Department	Overtime Pay \$	Doubletime Pay \$	OT- LFD Training \$	OT - Out of Class \$	Holiday Wkld 1.5x \$	Holiday Wkld 2x \$	Retro- OT 1.5 \$	Retro- OT 2.0 \$	OPSG/DNR \$	Employee Total Amount	Overtime Pay Hours	OT- LFD Training Hours	Doubletime Pay Hours	OT - Out of Class Hours	Holiday Wkld 1.5x Hours	Holiday Wkld 2x Hours	Retro- OT 1.5 Hours	Retro- OT 2.0 Hours	OPSG/DNR Hours	Employee Hours Total
Fire	\$ 10,982	\$ -	\$ -	\$ 837	\$ -	\$ -	\$ -	\$ -	\$ -	\$ 11,819.04	226.00	-	-	24.00	-	-	-	-	-	250
Planning	78.59	-	-	-	-	-	-	-	-	78.59	1.50	-	-	-	-	-	-	-	-	1.5
Police	17,883.35	242	-	-	-	6,033	-	-	423	24,580.61	257.50	-	3.00	-	65.00	-	-	-	7.00	332.5
PW Administration	-	-	-	-	-	-	-	-	-	-	-	-	-	-	-	-	-	-	-	0
PW Operations	26.06	-	-	-	-	554	-	-	-	580.22	0.50	-	-	-	8.00	-	-	-	-	8.5
PW Systems	447.34	-	-	-	-	-	-	-	-	447.34	8.00	-	-	-	-	-	-	-	-	8
PW Roadways	-	-	-	-	-	-	-	-	-	-	-	-	-	-	-	-	-	-	-	0
Finance	1,167.36	-	-	-	-	-	-	-	-	1,167.36	22.00	-	-	-	-	-	-	-	-	22
Information Technology Service	703.20	-	-	-	-	-	-	-	-	703.20	10.00	-	-	-	-	-	-	-	-	10
Parks	\$ 497	\$ -	\$ -	\$ -	\$ -	\$ -	\$ -	\$ -	\$ -	496.55	10.00	-	-	-	-	-	-	-	-	10
Total	\$ 31,784.37	\$ 241.53	\$ -	\$ 837.12	\$ -	\$ 6,587.23	\$ -	\$ -	\$ 422.66	\$ 39,872.91	535.50	-	3.00	24.00	-	73.00	-	-	7.00	642.50

CITY OF LYNDEN

FINANCE DEPARTMENT
(360) 354 - 2829



Start Date	1/1/2021	YTD
End Date	5/31/2021	2021

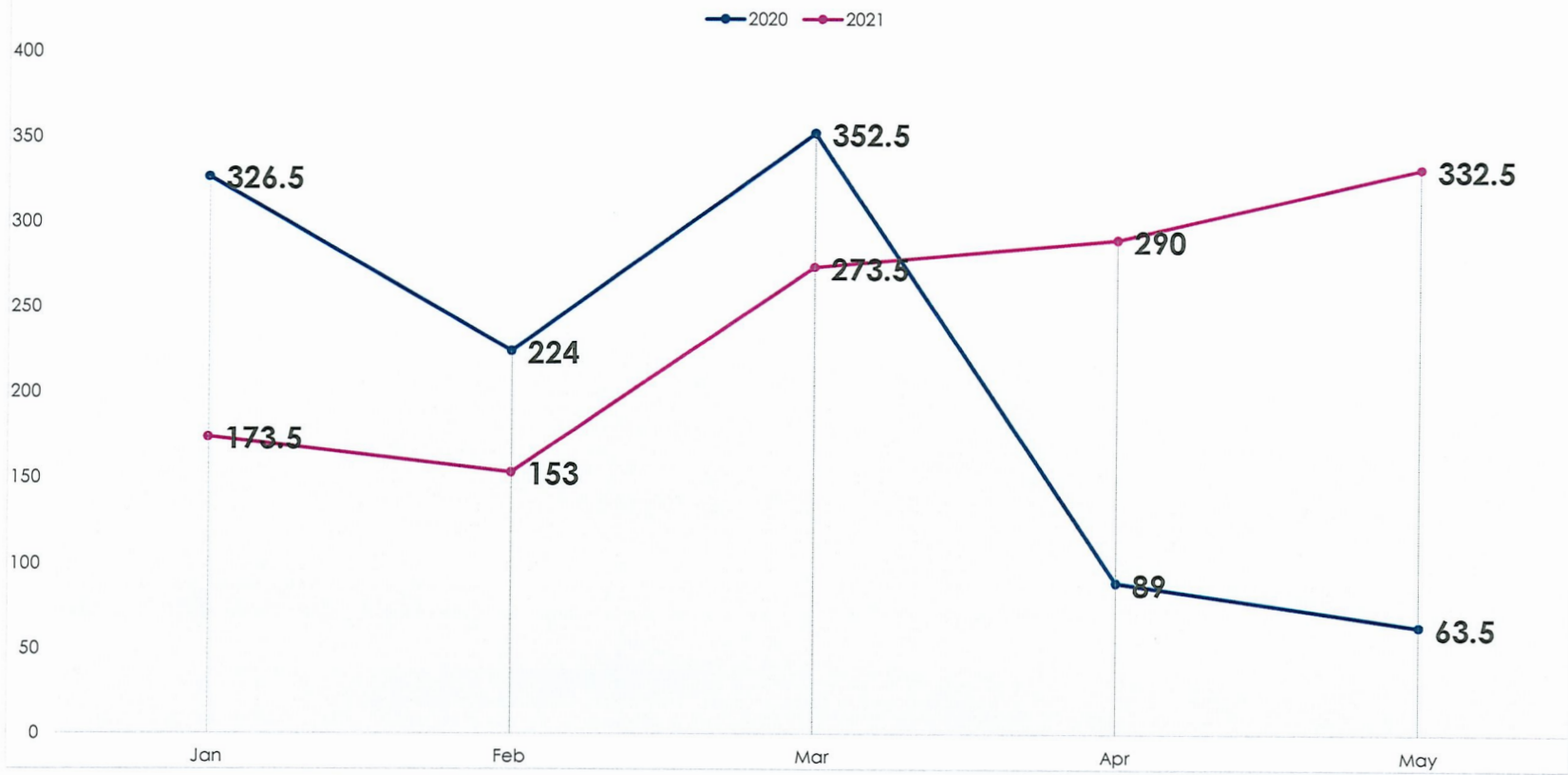
Department	Overtime Pay \$	Doubletime Pay \$	OT- LFD Training \$	OT - Out of Class \$	Holiday Wrkd 1.5x \$	Holiday Wrkd 2x \$	Retro- OT 1.5 \$	Retro- OT 2.0 \$	OPSG/DNR \$	Employee Total Amount	Overtime Pay Hours	OT- LFD Training Hours	Doubletime Pay Hours	OT - Out of Class Hours	Holiday Wrkd 1.5x Hours	Holiday Wrkd 2x Hours	Retro- OT 1.5 Hours	Retro- OT 2.0 Hours	OPSG/DNR Hours	Employee Hours Total
Fire	\$ 50,699	\$ 1,806	\$ 496	\$ 837	\$ -	\$ -	\$ 123	\$ -	\$ -	\$ 53,961.93	1,046.25	10.25	24.00	24.00	-	-	-	-	-	1104.5
Planning	942.28	35	-	-	-	-	-	-	-	977.17	18.00	-	0.50	-	-	-	-	-	-	18.5
Police	73,724.39	242	-	-	8,014	6,033	454	68	558	89,093.77	1,028.50	-	3.00	-	114.00	65.00	3.00	-	9.00	1222.5
PW Administration	2,018.05	139	-	-	367	-	-	-	-	2,524.01	39.25	-	-	-	8.00	-	-	-	-	47.25
PW Operations	573.18	-	-	-	417	1,105	-	-	-	2,095.40	11.00	-	-	-	8.00	16.00	-	-	-	35
PW Systems	4,682.85	-	-	-	-	-	-	-	-	4,682.85	84.75	-	-	-	-	-	-	-	-	84.75
PW Roadways	-	-	-	-	-	-	-	-	-	-	-	-	-	-	-	-	-	-	-	0
Finance	8,295.10	279	-	-	-	-	-	-	-	8,573.92	196.50	-	5.00	-	-	-	-	-	-	201.5
Information Technology Service	3,518.16	-	-	-	-	-	-	-	-	3,518.16	51.00	-	-	-	-	-	-	-	-	51
Parks	\$ 497	\$ -	\$ -	\$ -	\$ -	\$ -	\$ -	\$ -	\$ -	496.55	10.00	-	-	-	-	-	-	-	-	10
Total	\$ 144,949.60	\$ 2,500.56	\$ 495.86	\$ 837.12	\$ 8,798.26	\$ 7,138.41	\$ 577.13	\$ 68.46	\$ 558.36	\$ 165,923.76	2,485.25	10.25	32.50	24.00	130.00	81.00	3.00	-	9.00	2,775.00

CITY OF LYNDEN

FINANCE DEPARTMENT
(360) 354 - 2829



Overtime Hours - Police



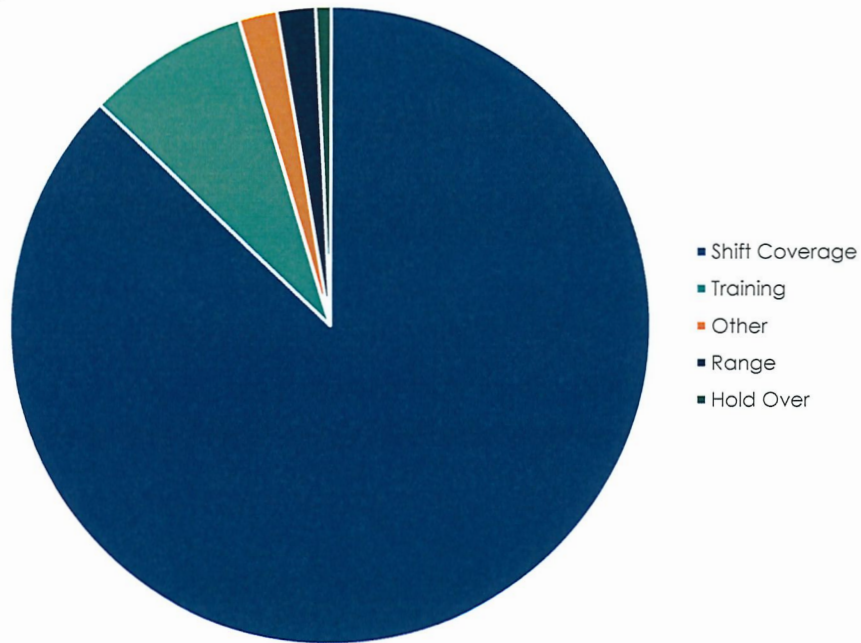
CITY OF LYNDEN

FINANCE DEPARTMENT
(360) 354 - 2829



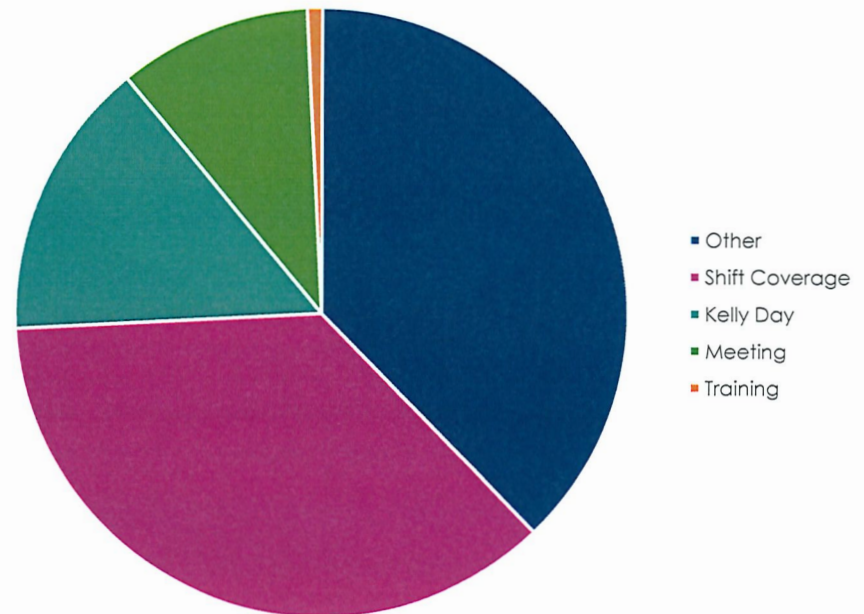
Reason	Overtime Hours	%
Shift Coverage	224.5	87.18%
Training	21	8.16%
Other	5	1.94%
Range	5	1.94%
Hold Over	2	0.78%
Grand Total	257.5	100.00%

Police Department Overtime



Reason	Overtime Hours	%
Other	94.5	37.80%
Shift Coverage	91	36.40%
Kelly Day	37	14.80%
Meeting	25.5	10.20%
Training	2	0.80%
Grand Total	250	100.00%

Fire Department Overtime



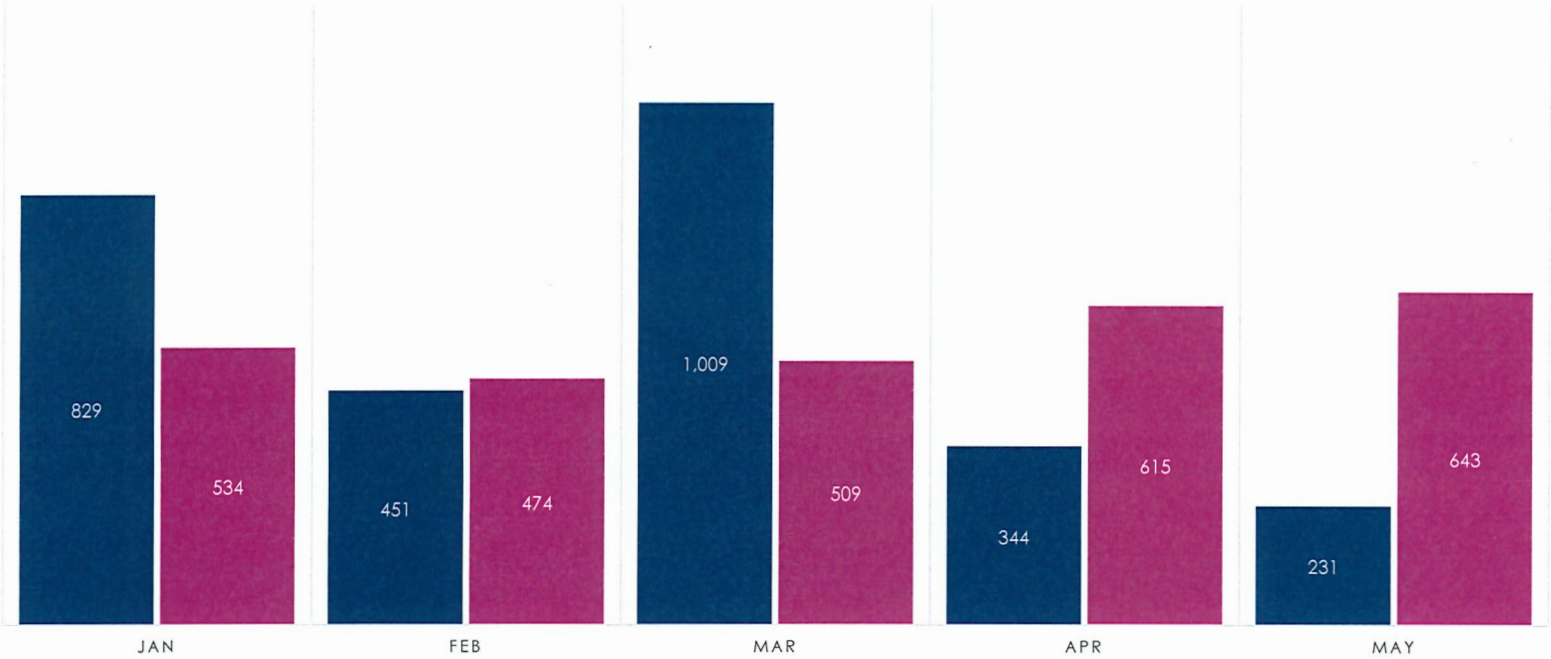
CITY OF LYNDEN

FINANCE DEPARTMENT
(360) 354 - 2829



OVERTIME HOURS - PRIOR YEAR COMPARRISON

2020 2021





Monthly Report

May 2021



Fire Prevention/Inspection:

Each shift assigned 10 business inspections
 Each shift assigned 10 hydrants to test
 Hydrostatic test 8874 Depot
 Hydrostatic test 2077 Main St.
 AES alarm system final inspection 212 BC Ave

Public Education/Community:

Foxtail ribbon cutting ceremony
 Meeting with Volunteers 5/5/21

Emergency Operations:

Duty Officer 5/11 – 5/17

Response Data:

Average Turnout Time = 1:30
Average Response Time = 6:21
 Average Time on Scene = 20:00
 Average Transport Time = 27:46
 Average at Hospital Time = 13:45

Total Calls: 146

EMS = 113 (78%)
 Transports = 38
 Overlapping Calls = 35 (24%)
 Aid Given = 17
 Aid Received = 6 (1 no LFD available)
 COVID Watch List = 6 Responses


Total Training Hours: 229

Overtime Hours: 226

Volunteer Hours: 438



Rollover East Badger Rd.



Large fuel tank removed from home on Grover



Fire rating testing unit at Lynden Door



MVA Hannegan Rd.



Fire station progress – metal siding and roof



Annual Fire Situation Report - Summary

Basic Incident Type Code And Description (FD1.21)	Total Fires
134 - Water vehicle fire	1
300 - Rescue, EMS incident, other	1
321 - EMS call, excluding vehicle accident with injury	113
322 - Motor vehicle accident with injuries	3
324 - Motor vehicle accident with no injuries.	5
422 - Chemical spill or leak	1
500 - Service call, other	1
561 - Unauthorized burning	1
611 - Dispatched and cancelled en route	10
622 - No incident found on arrival at dispatch address	3
653 - Smoke from barbecue, tar kettle	1
700 - False alarm or false call, other	3
733 - Smoke detector activation due to malfunction	1
745 - Alarm system activation, no fire - unintentional	2
	Total: 146

Aggregate Function Criteria

Total Fires: Is Greater Than 0



Incident Complaint Reported By Dispatch (eDispatch.01)	Number of Runs	Percent of Total Runs
Falls	29	25.22%
Sick Person	21	18.26%
Breathing Problem	11	9.57%
Chest Pain (Non-Traumatic)	10	8.70%
Unconscious/Fainting/Near-Fainting	7	6.09%
Traffic/Transportation Incident	6	5.22%
Traumatic Injury	5	4.35%
Transfer/Interfacility/Palliative Care	4	3.48%
Convulsions/Seizure	3	2.61%
Overdose/Poisoning/Ingestion	3	2.61%
Stroke/CVA	3	2.61%
Cardiac Arrest/Death	2	1.74%
Diabetic Problem	2	1.74%
Heart Problems/AICD	2	1.74%
Stab/Gunshot Wound/Penetrating Trauma	2	1.74%
Unknown Problem/Person Down	2	1.74%
Abdominal Pain/Problems	1	0.87%
Choking	1	0.87%
Fire/Non-EMS	1	0.87%
Total:	115	Total: 100.00%

Report Filters

Incident Date: is between '5/1/2021' and '5/31/2021'

Agency Name (Dagency.03): is in 'Lynden Fire Department'

Response Ems Shift (Iresponse.005): is in 'A Shift, B Shift, C Shift'

Response Type Of Service Requested (Eresponse.05): is in '911 Response (Scene)'

RESOLUTION NO. 1038

**A RESOLUTION OF THE LYNDEN CITY COUNCIL
RESCINDING RESOLUTION NO. 814
AND SETTING VOLUNTEER FIREFIGHTER PAY**

WHEREAS, the Lynden City Council passed Resolution No. 814, Rescinding Resolution No. 759, Setting Volunteer Firefighter Pay on February 16, 2010; and

WHEREAS, the City of Lynden, after considering the guidelines for Volunteer compensation as outlined in the Fair Labor and Standards Act (FLSA), has determined the need for the City to come into compliance with the FLSA guidelines; and

WHEREAS the City wishes to rescind Resolution No. 814 regarding volunteer firefighter pay for The City of Lynden, Whatcom County, Washington.

NOW, THEREFORE, BE IT RESOLVED by the City Council of the City of Lynden, Whatcom County, Washington as follows:

Section A: Resolution No. 814 is hereby rescinded and replaced in its entirety with this Resolution No. 1038, and shall have no further force and effect.

Section B: City of Lynden Volunteer Firefighters/Emergency Medical Technicians (EMT's) shall be paid the following stipends as compensation:

Call-back	\$12.00
Holdover	\$12.00
Training	\$12.00
1/4 Shift	\$40.00
1/2 Shift	\$80.00
3/4 Shift	\$120.00
Full Shift	\$160.00

Section C: BE IT FURTHER RESOLVED that any resolutions or parts of resolutions in conflict herewith are hereby repealed insofar as they conflict with the provisions of this resolution.

Section D: If any section, subsection, sentence, clause or phrase of this resolution is for any reason held to be invalid or unconstitutional, such decision shall not affect the validity of the remaining portions of this resolution. The Council hereby declares that it would have passed this code and each section, subsection, sentence, clause and phrase thereof, irrespective of the fact than any one or more sections, subsections, sentences, clauses or phrases has been declared invalid or unconstitutional, then the original ordinance or ordinances shall be in full force and effect.

PASSED BY THE CITY COUNCIL OF THE CITY OF LYNDEN BY AN AFFIRMATIVE

VOTE _____ IN FAVOR _____ AGAINST AND SIGNED BY THE MAYOR on the _____

day of June 2021.

MAYOR

Scott Korthuis

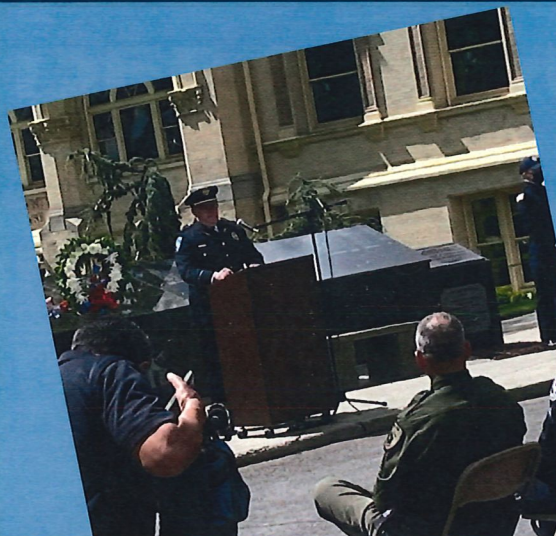

ATTEST:

Pam Brown
City Clerk

APPROVED AS TO FORM:

Robert Carmichael
City Attorney

City of Lynden POLICE DEPARTMENT Monthly Report



Law Enforcement Memorial Dedication
Spokane, WA May 4, 2021

May 2021



LYNDEN POLICE DEPARTMENT

Criminal and Other Activity

Top 10

March - May 2021

	Mar	Apr	May
Assault	7	5	3
Burglary (Residential)	2	1	2
Crimes Against Person	1	1	1
Domestic Violence	9	5	10
Drug Offenses	0	1	0
DUI	3	1	0
Sex Crime Reports	0	1	1
Theft	15	15	11
Traffic Accidents	8	5	9
Vehicle Prowls	6	7	1
Other Reportable Calls	141	122	94
Non-Reportable Calls	455	426	448



LYNDEN POLICE DEPARTMENT

Criminal and Other Activity

2021

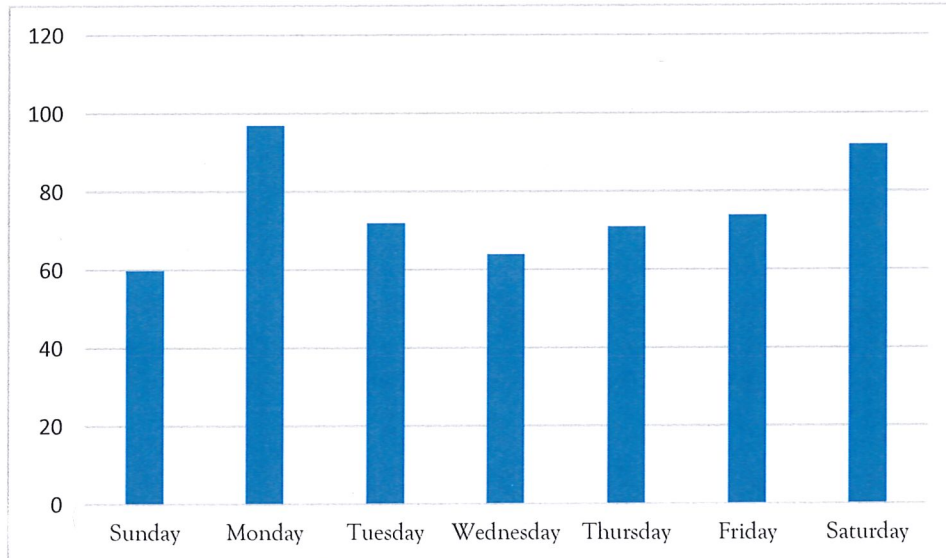
	<i>Jan</i>	<i>Feb</i>	<i>Mar</i>	<i>Apr</i>	<i>May</i>	<i>Jun</i>	<i>Jul</i>	<i>Aug</i>	<i>Sep</i>	<i>Oct</i>	<i>Nov</i>	<i>Dec</i>	<i>Totals</i>
Alcohol Offenses	0	1	2	0	0								3
Assault (Felony)	0	1	1	0	0								2
Assault (Misdemeanor)	5	0	6	5	3								19
Auto Theft	1	0	0	0	0								1
Burglary (Residential)	1	2	2	1	2								8
Crimes Against Person	1	1	1	1	1								5
Crimes Against Property	2	10	9	3	2								26
Domestic Violence	10	6	9	5	10								40
Drug Offenses	2	3	0	1	0								6
DUI	0	4	3	1	0								8
Malicious Mischief	1	1	11	2	3								18
Public Order Maintenance	12	14	13	24	13								76
Robbery	0	0	0	0	1								1
Service Calls	35	44	57	55	49								240
Sex Crime Reports	2	0	0	1	1								4
Theft	9	17	15	15	11								67
Traffic Accidents	3	8	8	5	9								33
Traffic Offenses/Complain	18	36	41	28	16								139
Vehicle Prowls	0	11	6	7	1								25
All Others	6	8	8	10	10								42
Non-Reportable Calls	418	400	455	426	448								2147



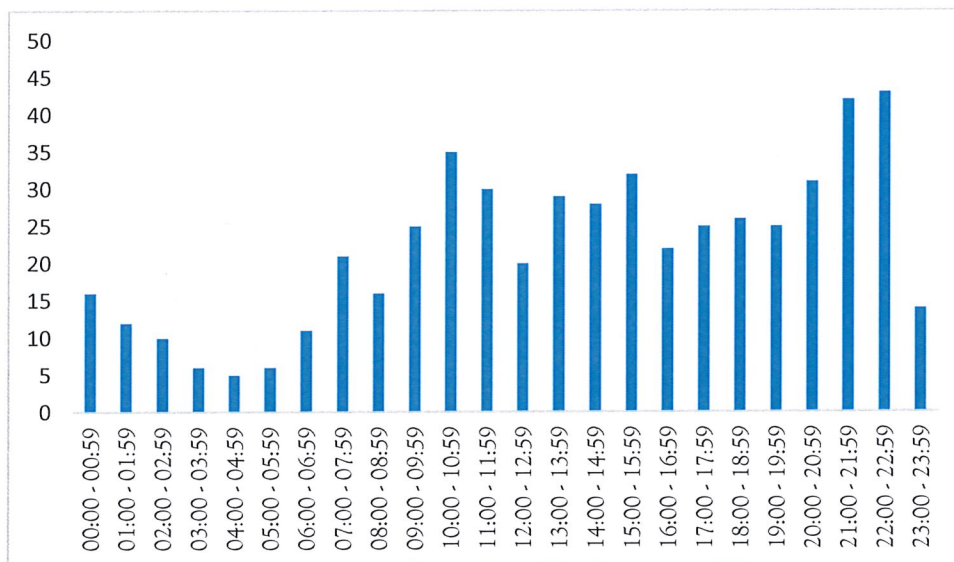
LYNDEN POLICE DEPARTMENT

May 2021

Calls by Day of the Week



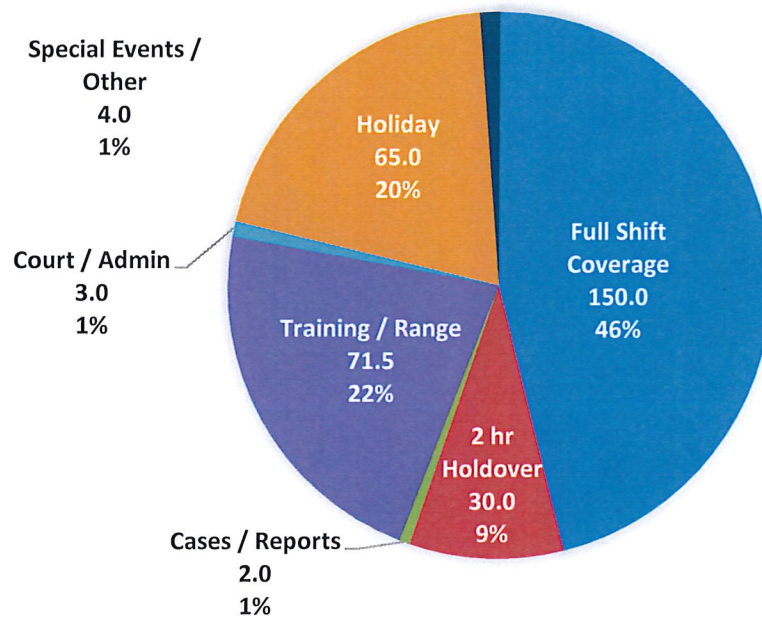
Calls by Hour



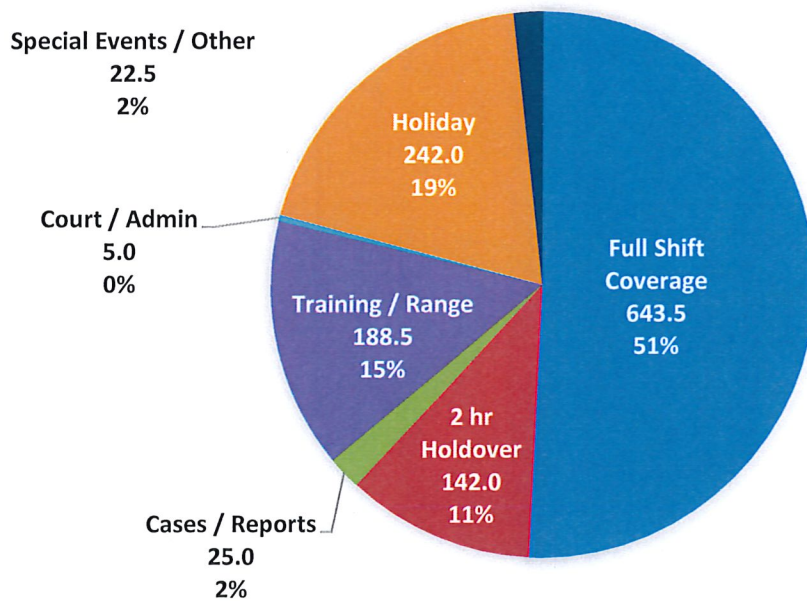


LYNDEN POLICE DEPARTMENT

May 2021 Overtime Hours (325.5)



Year to Date 2021 Overtime Hours (1268.5)





LYNDEN POLICE DEPARTMENT

Criminal and Other Activity

2019 - 2021

	January			February			March			April			May			June			July			August			September			October			November			December			TOTALS		
	2019	2020	2021	2019	2020	2021	2019	2020	2021	2019	2020	2021	2019	2020	2021	2019	2020	2021	2019	2020	2021	2019	2020	2021	2019	2020	2021	2019	2020	2021	2019	2020	2021	2019	2020	2021	2019	2020	2021
Alcohol Offenses	0	1	0	0	0	1	0	2	2	0	1	0	1	0	0	1	1		0	0		0	0		0	0		2	0		0	0		0	1		4	6	
Assault (Felony)	2	0	0	0	1	1	0	0	1	0	0	0	2	0	0	0	0		1	0		0	0		1	0		1	1		0	1		0	1		7	4	
Assault (Misdemeanor)	1	0	5	3	6	0	6	3	6	4	1	5	4	5	3	2	3		2	5		3	4		2	5		2	3		2	1		2	2		33	38	
Auto Theft	0	0	1	0	0	0	0	0	0	0	1	0	1	1	0	0	0		0	0		0	0		0	3		0	1		0	1		0	0		1	7	
Burglary (Residential)	1	0	1	1	6	2	2	6	2	1	2	1	1	2	2	1	2		3	3		2	4		2	2		4	0		3	3		3	2		24	32	
Crimes Against Person	5	1	1	2	2	1	2	1	1	1	1	1	3	1	1	7	5		1	3		2	2		0	0		0	4		1	2		1	2		25	24	
Crimes Against Property	8	1	2	6	1	10	2	4	9	2	0	3	5	2	2	3	3		2	5		0	3		2	2		5	5		5	3		1	4		41	33	
Domestic Violence	8	9	10	3	5	6	5	11	9	2	7	5	6	5	10	5	6		4	4		8	4		4	6		6	2		5	7		5	4		61	70	
Drug Offenses	3	2	2	2	0	3	1	1	0	3	0	1	2	1	0	3	1		1	0		2	1		1	1		1	0		1	1		1	1		21	9	
DUI	1	1	0	1	6	4	0	2	3	1	3	1	3	2	0	3	3		4	2		7	5		5	0		3	1		6	1		6	0		40	26	
Malicious Mischief	2	3	1	5	10	1	4	1	11	1	1	2	2	4	3	4	9		2	5		4	6		17	2		7	7		1	6		2	12		51	66	
Public Order Maintenance	15	6	12	9	8	14	14	7	13	13	16	24	13	8	13	13	7		20	9		7	17		12	5		10	7		12	4		6	11		144	105	
Robbery	0	0	0	0	0	0	0	0	0	0	0	0	0	0	1	0	0		0	0		0	0		0	0		0	0		0	0		0	0		0	0	
Service Calls	46	38	35	53	46	44	51	79	57	59	37	55	67	51	49	52	37		64	58		52	43		65	48		69	35		65	18		59	32		702	522	
Sex Crime Reports	0	1	2	0	2	0	3	0	0	1	1	1	0	1	1	1	1		3	2		2	1		1	0		3	6		0	0		2	1		16	16	
Theft	24	9	9	12	7	17	13	15	15	13	7	15	9	60	11	17	21		8	17		12	16		12	15		12	13		7	6		12	11		151	197	
Traffic Accidents	5	9	3	7	4	8	10	6	8	6	3	5	12	8	9	10	9		10	5		17	8		11	4		10	5		5	5		4	4		107	70	
Traffic Offenses/Complain	25	28	18	22	23	36	33	16	41	31	18	28	36	13	16	31	21		42	19		37	29		29	27		22	23		22	23		25	21		355	261	
Vehicle Prowls	1	3	0	2	3	11	3	12	6	3	4	7	4	1	1	2	1		12	5		9	6		32	2		17	0		3	1		13	3		101	41	
All Others	3	6	6	4	4	8	7	5	8	6	3	10	10	8	10	4	9		5	3		7	4		6	6		5	7		4	9		2	6		63	70	
Non-Reportable Calls	454	458	418	477	534	400	593	454	455	554	313	426	638	413	448	592	438		672	557		616	560		521	574		527	544		474	465		554	482		6672	5792	