

# CITY OF LYNDEN

## POLICE DEPARTMENT

Steve Taylor, Police Chief

(360) 354-2828



### Online (Microsoft Teams) Public Safety Committee Meeting Agenda

Police Department - 203 19th Street

4:00 PM February 04, 2021

#### **Call to Order**

#### **Roll Call**

#### **Approval of Minutes**

- [1.](#) Approval of January meeting minutes

#### **Items from the Audience**

##### ***Scheduled***

##### ***Unscheduled (20 Minutes)***

*Audience members may address the Committee on any issue other than those scheduled for a public hearing or those on which the public hearing has been closed. Prior to commenting please state your name, address, and topic. Please keep comments under 4 minutes.*

#### **Committee Items**

- [2.](#) 2021 Public Safety Committee Meeting Schedule
- [3.](#) Public Safety Overtime - December 2020

#### **Fire Department Items**

4. Fire Station Renovation Update
5. Assistant Chief Recruitment Update
- [6.](#) Fire Monthly Report - January 2021
- [7.](#) Fire Annual Report - 2020

#### **Police Department Items**

- [8.](#) Police Monthly Report - January 2021

#### **Added Items**

#### **Adjournment**

# CITY OF LYNDEN

## POLICE DEPARTMENT

Steve Taylor, Police Chief

(360) 354-2828



### Public Safety Committee Meeting Minutes

Online (Microsoft Teams)

4:00 PM January 07, 2021

#### Call to Order

#### Roll Call

Members present: Mayor Scott Korthuis and Councilors Mark Wohlrab, Brent Lenssen and Gerald Kuiken.

Staff present: City Administrator Mike Martin, Chief Mark Billmire, Chief Steve Taylor, Lieutenant Jeremy Bos, Lieutenant Russ Martin, Support Service Managers Holly Vega and Sarah Silvas.

#### Approval of Minutes

##### **1. Approval of December meeting minutes**

The minutes from the December 3, 2020 meeting were approved.

#### Items from the Audience

*None*

#### ***Unscheduled (20 Minutes)***

*None*

#### Committee Items

##### **2. Status of Fire Dept labor dispute/grievance/ULP**

Additional mediation is scheduled for later this month.

##### **3. Status of Police Dept issue pertaining to holiday pay changes**

Arbitration is scheduled for later this month.

##### **4. The process of how Council waived the COVID coverage benefits for the PD and FD**

Early in 2020 a federal program became available to give employees access to supplemental leave for reasons specifically related to COVID. The program also included the ability to exclude first responders. In April, City Council approved a motion to exclude first responders, with the reasoning that as a smaller organization having even one first responder on extended leave would have a significant impact to staffing levels. There would be a financial burden to backfill with overtime and could also leave the community vulnerable with less first responders available. The City did create a new program to advance sick leave to employees if needed for COVID related reasons.

## **5. Public Safety Overtime - November 2020**

Chief Taylor noted that 76% of the 329 overtime hours for Police in November were a result of the three holidays, leaving 79 hours of actual overtime.

Chief Billmire noted there were 190 overtime hours in November for the Fire Dept, and also 379 volunteer hours.

## **Fire Department Items**

### **6. Assistant Chief Recruitment Update**

Five applications were received for the Assistant Chief position by the closing date, none of which were well qualified. Changes have since been made to the job description and announcement with more emphasis on the training officer role rather than the fire marshal portion. The new announcement will go out this week and run for another month with interviews scheduled later in February.

### **7. Fire Station Renovation Update**

Final moving is today and tomorrow. January 8<sup>th</sup> will be the first night in the temporary station. The construction company will be given keys on January 11<sup>th</sup>. Administrative offices will be located at the City Annex.

### **8. Fire Monthly Report - December 2020**

Chief Billmire presented the monthly report for December, noting it was a busy month. There were 41 overlapping calls, increased response time due to 'Aid Given' traveling farther out. Lynden's Engine-75 was the 2<sup>nd</sup> on-scene to the train derailment near Custer and remained on-scene until approximately 4:30pm.

Councilor Lenssen inquired how often staff are tested for COVID. Chief Billmire said that staff is monitored daily for temperature, etc., but only tested when they feel like they have had possible exposure. Chief Taylor noted the same for Police staff.

## **Police Department Items**

### **9. Police Monthly Report - December 2020**

Chief Taylor overviewed the December monthly report. There was an increase in malicious mischief reports in which vehicle windows were broken but nothing was stolen. Detective Torok is gathering and reviewing camera footage.

The remaining cars ordered in 2020 have arrived; decals and radio equipment are being installed. Three new patrol vehicles and one administrative vehicle have been purchased in 2020 to replace aging vehicles. Two surplus vehicles were taken to auction as well.

## **Adjournment**

Meeting adjourned at 4:44 p.m.

# CITY OF LYNDEN

## POLICE DEPARTMENT

Steve Taylor, Police Chief  
(360) 354 - 2828



### 2021 PUBLIC SAFETY COMMITTEE MEETING SCHEDULE

First Thursday of each month at 4:00 PM  
Police Department Training Room

January 7, 2021

February 4, 2021

March 4, 2021

April 1, 2021

May 6, 2021

June 10, 2021 (*second Thursday*)

July 1, 2021

August 5, 2021

September 9, 2021 (*second Thursday*)

October 7, 2021

November 4, 2021

December 2, 2021

Committee: Mark Wohlrab - *Chair*  
Brent Lenssen  
Gerald Kuiken

Pay period dates: 12/1/2020 - 12/31/2020

Jan 19, 2021 02:30PM

Department	2-01 OT 1.5 Emp Amt	2-02 OT 2.0 Emp Amt	2-04 OTOutClass Emp Amt	7-02 Holiday1.5 Emp Amt	7-06 Hol Rate.5 Emp Amt	7-03 Holiday2x Emp Amt	7-07 Hol Rate1x Emp Amt	Employee Amount Total	2-01 OT 1.5 Emp Hrs	2-02 OT 2.0 Emp Hrs	2-04 OTOutClass Emp Hrs	7-02 Holiday1.5 Emp Hrs	7-06 Hol Rate.5 Emp Hrs	7-03 Holiday2x Emp Hrs	7-07 Hol Rate1x Emp Hrs	Employee Hours Total
<b>PR - Finance</b>																
Total PR - Finance:	944.53	.00	.00	.00	.00	.00	.00	<b>944.53</b>	25.50	.00	.00	.00	.00	.00	.00	<b>25.50</b>
<b>PR - Fire</b>																
Total PR - Fire:	9,995.60	.00	.00	.00	.00	.00	.00	<b>9,995.60</b>	208.00	.00	.00	.00	.00	.00	.00	<b>208.00</b>
<b>PR- Planning</b>																
Total PR- Planning:	198.42	.00	.00	.00	.00	.00	.00	<b>198.42</b>	4.00	.00	.00	.00	.00	.00	.00	<b>4.00</b>
<b>PR- Police</b>																
Total PR- Police:	16,224.8	.00	.00	.00	.00	.00	2,898.62	<b>19,123.44</b>	234.00	.00	.00	.00	.00	.00	11.00	<b>245.00</b>
<b>PR PW Admin</b>																
Total PR PW Admin:	548.31	64.90	.00	.00	.00	.00	.00	<b>613.21</b>	11.50	1.00	.00	.00	.00	.00	.00	<b>12.50</b>
<b>PR PW Ops</b>																
Total PR PW Ops:	365.98	.00	.00	.00	.00	537.44	.00	<b>903.42</b>	7.25	.00	.00	.00	.00	8.00	.00	<b>15.25</b>
<b>PR PW Systems</b>																
Total PR PW Systems:	671.40	1,145.21	.00	.00	.00	.00	.00	<b>1,816.61</b>	12.50	17.00	.00	.00	.00	.00	.00	<b>29.50</b>
Grand Totals:	28,949.0	1,210.11	.00	.00	.00	537.44	2,898.62	<b>33,595.23</b>	502.75	18.00	.00	.00	.00	8.00	11.00	<b>539.75</b>

Check issue dates: 1/1/2020 - 12/31/2020


Jan 19, 2021 02:30PM

Department	2-01 OT 1.5 Emp Amt	2-02 OT 2.0 Emp Amt	2-04 OTOutClass Emp Amt	7-02 Holiday1.5 Emp Amt	7-06 Hol Rate.5 Emp Amt	7-03 Holiday2x Emp Amt	Employee Amount Total	2-01 OT 1.5 Emp Hrs	2-02 OT 2.0 Emp Hrs	2-04 OTOutClass Emp Hrs	7-02 Holiday1.5 Emp Hrs	7-06 Hol Rate.5 Emp Hrs	7-03 Holiday2x Emp Hrs	7-07 Hol Rate1x Emp Hrs	Employee Hours Total
<b>PR - Finance</b>															
Total PR - Finance:	8,064.89	372.98	82.91	.00	.00	.00	<b>8,520.78</b>	189.00	6.26	2.00	.00	.00	.00	.00	<b>197.26</b>
<b>PR - Fire</b>															
Total PR - Fire:	164,990.	.00	621.00	.00	.00	.00	<b>165,611.45</b>	3,461.00	.00	12.00	.00	.00	.00	.00	<b>3,473.00</b>
<b>PR IT</b>															
Total PR IT:	4,012.19	.00	.00	.00	.00	.00	<b>4,012.19</b>	60.50	.00	.00	.00	.00	.00	.00	<b>60.50</b>
<b>PR- Planning</b>															
Total PR- Planning:	2,480.61	101.46	.00	.00	.00	.00	<b>2,582.07</b>	49.00	1.50	.00	.00	.00	.00	.00	<b>50.50</b>
<b>PR- Police</b>															
Total PR- Police:	150,851.	18,622.1	.00	11,323.03	.00	12,514.4	<b>193,310.72</b>	2,225.50	216.00	.00	173.00	.00	143.00	11.00	<b>2,768.50</b>
<b>PR PW Admin</b>															
Total PR PW Admin:	7,466.57	3,353.54	.00	.00	.00	.00	<b>10,820.11</b>	153.25	52.50	.00	.00	.00	.00	.00	<b>205.75</b>
<b>PR PW Ops</b>															
Total PR PW Ops:	2,111.30	1,282.38	.00	.00	.00	1,075.84	<b>4,469.52</b>	42.00	19.00	.00	.00	.00	16.00	.00	<b>77.00</b>
<b>PR PW Systems</b>															
Total PR PW Systems:	7,454.14	4,400.32	.00	.00	.00	.00	<b>11,854.46</b>	138.75	63.00	.00	.00	.00	.00	.00	<b>201.75</b>
<b>Roadways</b>															
Total Roadways:	392.07	612.00	.00	.00	.00	.00	<b>1,004.07</b>	10.25	12.00	.00	.00	.00	.00	.00	<b>22.25</b>
Grand Totals:	347,823.	28,744.8	703.91	11,323.03	.00	13,590.3	<b>402,185.37</b>	6,329.25	370.26	14.00	173.00	.00	159.00	11.00	<b>7,056.51</b>

Department	2-03 OPSG Emp Amt	2-05 WA-DNR Emp Amt	2-06 WA-DNR OT Emp Amt	Employee Amount Total	2-03 OPSG Emp Hrs	2-05 WA-DNR Emp Hrs	2-06 WA-DNR OT Emp Hrs	Employee Hours Total
<b>PR - Fire</b>								
Total PR - Fire:	.00	6,508.44	.00	<b>6,508.44</b>	.00	78.50	.00	<b>78.50</b>
<b>PR- Police</b>								
Total PR- Police:	10,810.6	.00	.00	<b>10,810.66</b>	159.00	.00	.00	<b>159.00</b>
Grand Totals:	10,810.6	6,508.44	.00	<b>17,319.10</b>	159.00	78.50	.00	<b>237.50</b>

Department	2-03 OPSG Emp Amt	2-05 WA-DNR Emp Amt	2-06 WA-DNR OT Emp Amt	Employee Amount Total	2-03 OPSG Emp Hrs	2-05 WA-DNR Emp Hrs	2-06 WA-DNR OT Emp Hrs	Employee Hours Total
<b>PR - Fire</b>								
Total PR - Fire:	.00	8,498.28	23,422.09	<b>31,920.37</b>	.00	102.50	282.50	<b>385.00</b>
<b>PR- Police</b>								
Total PR- Police:	28,287.3	.00	.00	<b>28,287.39</b>	418.50	.00	.00	<b>418.50</b>
Grand Totals:	28,287.3	8,498.28	23,422.09	<b>60,207.76</b>	418.50	102.50	282.50	<b>803.50</b>





# Monthly Report

## January 2021





**Fire Prevention/Inspection:**

303 Front St.  
513 Front St.  
401 Grover

**Public Education/Community:**

Cancelled due to COVID

**Emergency Operations:**

1/5 – 11 Duty Officer  
1/26 – 2/1 Duty Officer

**Total Training Hours: 32.5**

**Emergency Responses:**

EMS	109
MVA	6
Cooking fire	1
Power line	3
False Alarms	6
Hazardous spill	1
Electrical	1
CO	1
Odor investigation	1
Service/Assist	10
Cancelled	9

**Total 148**

Average Turnout Time = 1:44

**Average Response Time = 5:16**

Average Time on Scene = 22:06

Average Transport Time = 26:45

Average at Hospital Time = 14:28

EMS = 115 (78%)

Overlapping Calls = 50 (34%)

Aid Given = 13

Aid Received = 0

COVID Watch List = 9 Responses

**Overtime Hours: 237.5**

**Volunteer Hours: 393.5**

On Monday January 11, 2021 work began on the fire station renovation project, with estimated completion of mid to late October.









Incident Day Name	Number of Runs	Percent of Total Runs
Sunday	23	19.49%
Monday	8	6.78%
Tuesday	9	7.63%
Wednesday	22	18.64%
Thursday	15	12.71%
Friday	22	18.64%
Saturday	19	16.10%
<b>Total: 118</b>		<b>Total: 100.00%</b>

#### Report Filters

Incident Date: is between '1/1/2021' and '1/31/2021'

Agency Name (Dagency.03): is in 'Lynden Fire Department'

Response Ems Shift (Iresponse.005): is in 'A Shift, B Shift, C Shift'

Response Type Of Service Requested (Eresponse.05): is in '911 Response (Scene)'





Incident Hour Range Of Day 24	Number of Runs	Percent of Total Runs
00:00:00 - 00:59:59	5	4.24%
01:00:00 - 01:59:59	4	3.39%
02:00:00 - 02:59:59	2	1.69%
03:00:00 - 03:59:59	1	0.85%
04:00:00 - 04:59:59	7	5.93%
05:00:00 - 05:59:59	3	2.54%
06:00:00 - 06:59:59	6	5.08%
07:00:00 - 07:59:59	7	5.93%
08:00:00 - 08:59:59	5	4.24%
09:00:00 - 09:59:59	9	7.63%
10:00:00 - 10:59:59	6	5.08%
11:00:00 - 11:59:59	5	4.24%
12:00:00 - 12:59:59	8	6.78%
13:00:00 - 13:59:59	8	6.78%
14:00:00 - 14:59:59	5	4.24%
15:00:00 - 15:59:59	5	4.24%
16:00:00 - 16:59:59	5	4.24%
17:00:00 - 17:59:59	3	2.54%
18:00:00 - 18:59:59	5	4.24%
19:00:00 - 19:59:59	7	5.93%
20:00:00 - 20:59:59	4	3.39%
21:00:00 - 21:59:59	3	2.54%
22:00:00 - 22:59:59	2	1.69%
23:00:00 - 23:59:59	3	2.54%
<b>Total: 118</b>		<b>Total: 100.00%</b>

**Report Filters**

Incident Date: is between '1/1/2021' and '1/31/2021'

Agency Name (Dagency.03): is in 'Lynden Fire Department'

Response Ems Shift (lresponse.005): is in 'A Shift, B Shift, C Shift'

Response Type Of Service Requested (Eresponse.05): is in '911 Response (Scene)'



Incident Complaint Reported By Dispatch (eDispatch.01)	Number of Runs	Percent of Total Runs
Falls	24	20.34%
Sick Person	18	15.25%
Fire/Non-EMS	17	14.41%
Breathing Problem	8	6.78%
Unconscious/Fainting/Near-Fainting	8	6.78%
Hemorrhage/Laceration	6	5.08%
Chest Pain (Non-Traumatic)	5	4.24%
Traumatic Injury	4	3.39%
Allergic Reaction/Stings	3	2.54%
Cardiac Arrest/Death	3	2.54%
Heart Problems/AICD	3	2.54%
Stroke/CVA	3	2.54%
Unknown Problem/Person Down	3	2.54%
Abdominal Pain/Problems	2	1.69%
Assault	2	1.69%
Traffic/Transportation Incident	2	1.69%
Back Pain (Non-Traumatic)	1	0.85%
Convulsions/Seizure	1	0.85%
Diabetic Problem	1	0.85%
Eye Problem/Injury	1	0.85%
Headache	1	0.85%
Overdose/Poisoning/Ingestion	1	0.85%
Psychiatric Problem/Abnormal Behavior/Suicide Attempt	1	0.85%
	<b>Total: 118</b>	<b>Total: 100.00%</b>

#### Report Filters

Incident Date: is between '1/1/2021' and '1/31/2021'

Agency Name (Dagency.03): is in 'Lynden Fire Department'

Response Ems Shift (Iresponse.005): is in 'A Shift, B Shift, C Shift'

Response Type Of Service Requested (Eresponse.05): is in '911 Response (Scene)'



Patient Age Range In Years	Number of Runs	Percent of Total Runs
	2	1.69%
1 - 9	1	0.85%
10 - 19	2	1.69%
20 - 29	5	4.24%
30 - 39	7	5.93%
40 - 49	3	2.54%
50 - 59	11	9.32%
60 - 69	16	13.56%
70 - 79	18	15.25%
80 - 89	41	34.75%
90 - 99	10	8.47%
100 - 120	2	1.69%
<b>Total: 118</b>		<b>Total: 100.00%</b>

#### Report Filters

Incident Date: is between '1/1/2021' and '1/31/2021'

Agency Name (Dagency.03): is in 'Lynden Fire Department'

Response Ems Shift (lresponse.005): is in 'A Shift, B Shift, C Shift'

Response Type Of Service Requested (Eresponse.05): is in '911 Response (Scene)'





# Annual Report

## 2020





**Fire Prevention/Inspection: 35** inspections completed before COVID restrictions

**Training: 3660** Total hours of training

**Emergency Responses:**

Aid	1,402
Fire	67
Hazardous Conditions	35
Service Calls	41
Dispatched & Cancelled	133
Good Intent	10
False Alarms	91
Citizen Complaint	1
<b>Total</b>	<b>1,780</b>

(1,899 in 2019)

**Call Totals by Month**

January	156
February	136
March	191
April	124
May	135
June	135
July	171
August	142
September	147
October	143
November	135
December	165

**EMS = (79%)**

**Back-to-Back = 335 (19%)**

**Auto & Mutual Aid Given = 217**

**Auto & Mutual Aid Received = 46**

**Average Response Time = 4:18**

**Overtime Hours = 2,970**

**Volunteer Hours = 3,745**

January started out so innocently, no one imagined what 2020 had in store for us.



In February former Fire Chief Gary Baar retired – again – after almost 40 years of dedicated service to our community.



February was also our first flood event of the year, with minor flooding in the usual areas.



## 2020 Events and Photos



March is when the COVID-19 really took off, items like this bottle of hand sanitizer became hot commodities.



In April the AFG award was used to have a point of capture exhaust system installed. This system is a vital addition to help reduce our exposure to cancer causing diesel exhaust.



In May we swore-in our two new Firefighters Trent Martinson and Payten Petterson-Scotter.



In June we had a plane skid off the runway at the Airport, 2 passengers were transported.





July saw some joint training sessions with our surrounding auto/mutual aid partners NWFR and District-1.



August also saw our first BLM march and subsequent street/sidewalk chalk art display.



September was a brutal month for barn/hay fires, crews responded on multiple fires throughout the county.



In August we kicked-off the first East County Recruit Academy, a joint venture with LFD, Dist-1, Dist-14, and Dist-16.



September was also the month Lynden got drive-up COVID testing out at Bender Fields.






In October recruits got a taste of live fire training, as they prepared for to finish recruit academy and test for FF-1 cert.



November was the start of the move-out process preparing for the renovation project. We were able to sell the old turnout racks and recoup appx 1/3 of the cost for the new ones.




In December crews responded on the train derailment fire in Custer, E-75 was 2<sup>nd</sup> on scene, supplied water to E-43, and remained on scene until late afternoon.



In December Admin moved into the Annex.





December was purge month, crews split all the equipment, supplies, and misc stuff into keep for storage, take with us, and purge.





City of Lynden  
**POLICE**  
DEPARTMENT  
Monthly Report



**January 2021**



# LYNDEN POLICE DEPARTMENT

## *Criminal and Other Activity*

### Top 10

November 2020 - January 2021

	Nov	Dec	Jan
Assault	2	3	3
Burglary (Residential)	3	2	1
Crimes Against Person	2	2	1
Domestic Violence	7	4	10
Drug Offenses	1	1	2
DUI	1	0	0
Sex Crime Reports	0	1	0
Theft	6	11	6
Traffic Accidents	5	4	2
Vehicle Prowls	1	3	0
Other Reportable Calls	64	87	67
Non-Reportable Calls	465	482	419





LYNDEN POLICE DEPARTMENT

### *Criminal and Other Activity*

2021

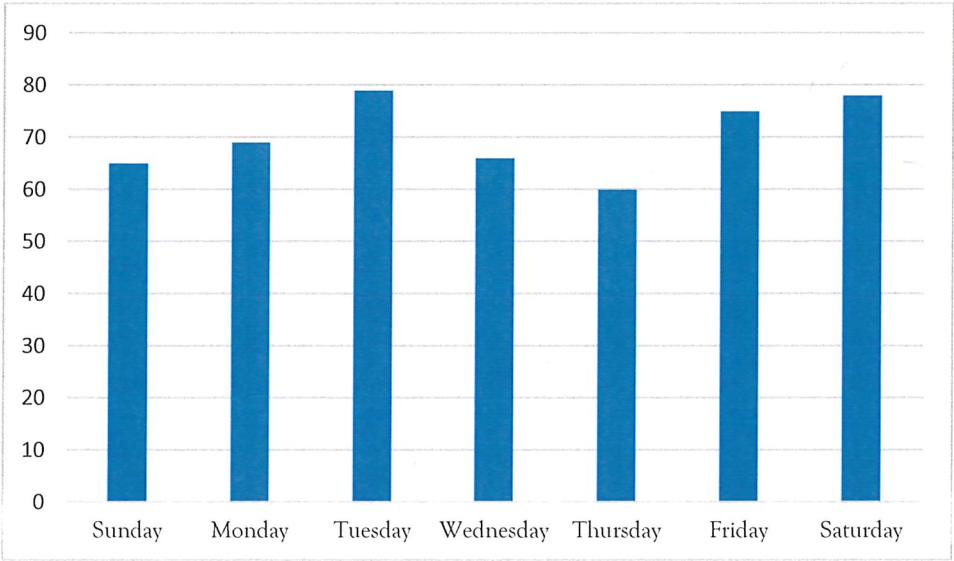
[illegible]



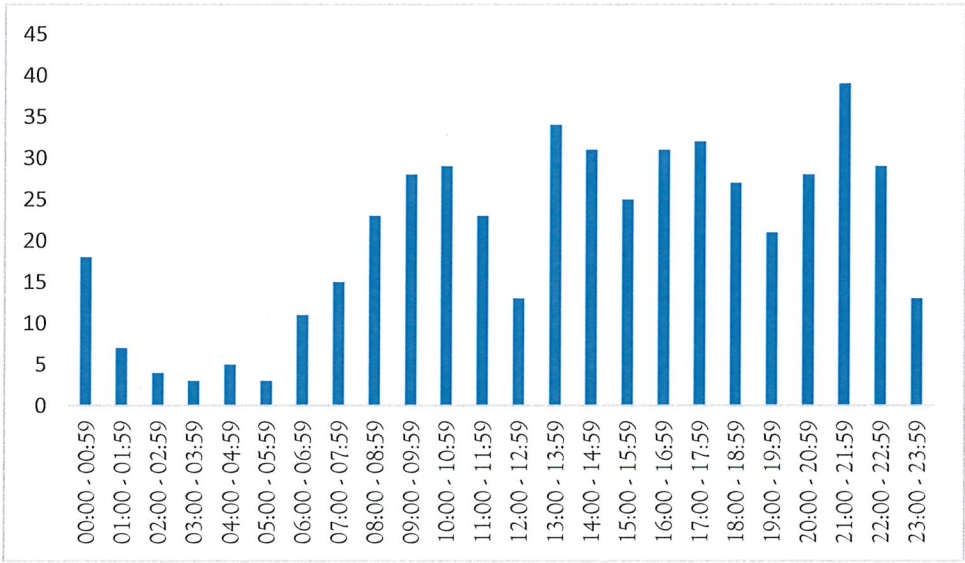
# LYNDEN POLICE DEPARTMENT

January 2021

Calls by Day of the Week



Calls by Hour

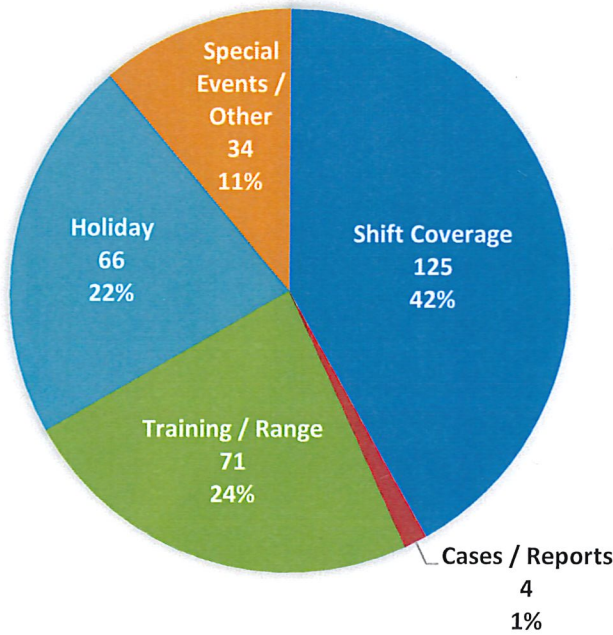






# LYNDEN POLICE DEPARTMENT

December 2020 Overtime Hours (300)



End of Year 2020 Overtime Hours (2798)

