

CITY OF LYNDEN

POLICE DEPARTMENT

Steve Taylor, Police Chief

(360) 354-2828



Public Safety Committee Meeting - 11/07/2024 Agenda

Police Department - 203 19th Street

4:00 PM November 07, 2024

Call to Order

Roll Call

Approval of Minutes

- [1.](#) September 2024 Meeting Draft Minutes

Items from the Audience

Scheduled

Unscheduled (20 Minutes)

Audience members may address the Committee on any issue other than those scheduled for a public hearing or those on which the public hearing has been closed. Prior to commenting please state your name, address, and topic. Please keep comments under 4 minutes.

Committee Items

Fire Department Items

- [2.](#) LFD September 2024 Report

- [3.](#) October Report

Police Department Items

- [4.](#) Public Safety Stats - October 2024

- [5.](#) Public Safety Stats - September 2024

Added Items

Adjournment

CITY OF LYNDEN

POLICE DEPARTMENT

Steve Taylor, Police Chief

(360) 354-2828



Public Safety Committee Meeting – September 5, 2024, Minutes

Police Department - 203 19th Street

4:00 PM September 05, 2024

Call to Order: 4:00 pm

Roll Call

Committee Members Present: Chair, Mark Wohlrab, Gary Vis and Lee Beld

Others Present: Mayor Scott Korthuis, City Administrator John Williams, Fire Chief Mark Billmire, Police Chief Steve Taylor, Lieutenant Jeremy Bos, Police Support Services Manager Sharon Clark

Approval of Minutes

1. June 2024 Minutes – Approved
2. August 2024 Minutes – Approved

Items from the Audience

Scheduled

None scheduled.

Unscheduled (20 Minutes)

No unscheduled items.

Committee Items

Fire Department Items

3. August 2024 Report – LFD

240 total calls, highest call volume since Chief Billmire has been here. 102 overlapping calls, EMS calls are up, aid given/received was down and response time was down. It was a busy month with public education. There were more on-scene calls at the Fair. This is the first year that the Fire Department did not perform First Aid for the Fair.

Mr. Wohlrab expressed concern over the over-lapping, doubling down and relying on assistance from other agencies as our City continues to grow and feels that we need to

work on staffing numbers. Mayor Korthuis agreed; however, it is a matter of finding the money to do this.

Mr. Beld asked for clarification on the different time stats, eg. turnout time, response time etc.

Cobblestone Hotel is ready to go as soon as they receive the L&I inspection on their elevators. They're hoping to open by the end of the month.

The 55+ Apartments on Aaron, Lynden Commons, Over Flow Taps and Graze and Gather are also close to opening and On Rice is requesting their occupancy permits.

The Fire Department is performing Blood Pressure Checks at the Senior Center.

Police Department Items

4. UTV/ATV Ordinances from Richland, Kennewick and Walla Walla County were handed out for review.
5. Public Safety Stats - August 2024

There were 860 calls for service, up from 818 last month. Thefts were up last month, but this is not unusual during Fair Week.

The new records clerk, Jayden Loreen, started this week and has been doing well. Testing was started for the new officer, and we are awaiting the results of his medical, but he is slated to tentatively start on November 4th.

Delivery was taken of the new Detective car this week, thus retiring the old Crown Vic.

City Administrator Williams mentioned one significant difference in the RCW between the ATVs, WATVs and ORVs vs the NEVs is that in the older code, you had to map up where they could be ridden within the City but he did not see that in the code for the NEVs or medium speed vehicles.

The RCW concerning the WATVs is written such that they are prohibited within the Cities unless the Cities pass an ordinance allowing them and the RCW on the NEVs is the opposite, they're allowed unless the City says that they can't.

Mr. Wohlrab expressed concern on the safety of operating these in the City and recommended us not allowing them.

Mr. Beld disagreed and noted that scooters and electric bicycles, which offer far less protection, are already allowed to operate. He would like to offer a trial of one to two years to see how this goes.

It was agreed that the issue should go before Council and then a motion could be presented for a decision with a possible year long trial.

Added Items

Fire Chief Billmire was recognized for his years of service to the City of Lynden.

Judge Lewis is officially retired now after 23 years.

Adjournment – 4:57 pm

Monthly Report

Sept. 2024



Fire Prevention/Inspection:

9/4- Town's Edge site visit
9/6- Hydrant test City Hall
9/11- Flush Test City Gate
9/18- Final Inspection 406 Front
9/30- Alarm Final 2nd Chance

Community Outreach:

9/4- Community CPR
9/20 -BP Checks @Community Center
9/26- Isom Elementary Open House
9/27- BP Checks @Community Center

Department News:

9/23- WELCOME CHIEF NOONAN!!

Emergency Responses:

EMS = 153 (193)

Overlapping Calls = 83(102)

Aid Given = 6 (19)

Aid Received = 9 (5)

Transports = 48 (38)

Total Calls 223 (240)

Average Turnout Time =1:51
(1:30)

Average Response Time=4:60
(4:30)

Average Time on Scene =19.47
(20:45)

Average Transport Time =26.14
(26:06)

Average at Hospital Time = 27.12
(24:20)



September Calls for Service:

Annual Fire Situation Report - Summary	
Basic Incident Type Code And Description (FD1.21)	Total Fires
118 - Trash or rubbish fire, contained	1
300 - Rescue, EMS incident, other	1
321 - EMS call, excluding vehicle accident with injury	187
322 - Motor vehicle accident with injuries	3
324 - Motor vehicle accident with no injuries.	3
500 - Service call, other	1
550 - Public service assistance, other	2
554 - Assist invalid	1
561 - Unauthorized burning	1
600 - Good intent call, other	1
611 - Dispatched and cancelled en route	15
651 - Smoke scare, odor of smoke	1
700 - False alarm or false call, other	2
733 - Smoke detector activation due to malfunction	1
736 - CO detector activation due to malfunction	2
745 - Alarm system activation, no fire - unintentional	1
	Total: 223

Annual Fire Situation Report - Summary

Basic Incident Type Code And Description (FD1.21)	Total Fires
118 - Trash or rubbish fire, contained	1
300 - Rescue, EMS incident, other	1
321 - EMS call, excluding vehicle accident with injury	187
322 - Motor vehicle accident with injuries	3
324 - Motor vehicle accident with no injuries.	3
500 - Service call, other	1
550 - Public service assistance, other	2
554 - Assist invalid	1
561 - Unauthorized burning	1
600 - Good intent call, other	1
611 - Dispatched and cancelled en route	15
651 - Smoke scare, odor of smoke	1
700 - False alarm or false call, other	2
733 - Smoke detector activation due to malfunction	1
736 - CO detector activation due to malfunction	2
745 - Alarm system activation, no fire - unintentional	1
Total: 223	

Monthly Report

Oct. 2024



Fire Prevention/Inspection:

10/22-Inspection Cobblestone
10/23- Cover Inspection 8151 Guide
10/23- Propane Tank Insp- 8391 Guide
10/28- Final Inspection Cobblestone
10/29- Sprinkler Inspection Lynden
Family Medicine

Community Outreach:

10/2- Community Based Disaster Drill
Christian Health Care Center
10/4- BP checks @ Community Center
10/8- LFD goes to Preschool @old LMS
10/10- LHS College & Career Fair
10/11- BP checks @Community Center
10/18- LFD goes to Kindergarten @
Isom
10/18- BP checks @Community Center
10/24- LFD goes to Kindergarten @BVE
10/26- Read with a Firefighter
@VillageBooks

Department News:

10/4- Chief Billmire Officially Retired
10/10- Kinsey wins City Chili Cook off
10/18- Welcome Baby Sofie Faye
Peterson-Scotter!!

Emergency Responses:

EMS = 167(153)
Overlapping Calls = 88 (83)
Aid Given = 19 (6)
Aid Received = 5 (9)
Transports = 36 (48)

Total Calls = 203(223)

Average Turnout Time = 1:40
(1:51)
Average Response Time= 4:34
(4:60)
Average Time on Scene = 18:02
(19:47)
Average Transport Time = 24:60
(26:14)
Average at Hospital Time = 25:60
(27:12)



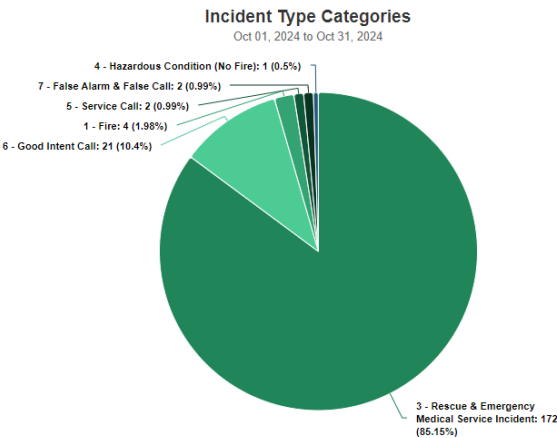
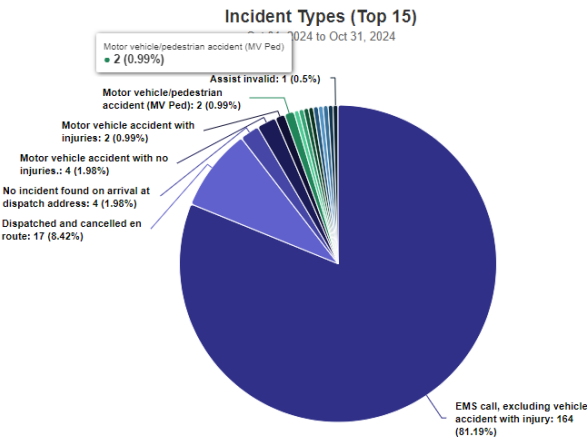
Calls for Service To Date:

Incidents by Category and Month

Jan 01, 2023 12:00 AM to Nov 05, 2024 01:26 PM

Incident Type Category	2024											2024		2023		YTD % Change
	Jan	Feb	Mar	Apr	May	Jun	Jul	Aug	Sep	Oct	Nov	Grand Total - Current	% of Total Incidents - Current	Grand Total - Previous	% of Total Incidents - Previous	
1 - Fire	6	2	3	3	1	3	10	3	1	4	0	36	2.00%	58	3.00%	-37.93%
2 - Overpressure Rupture, Explosion, Overheat (No Fire)	0	0	0	0	0	0	0	0	0	0	0	0	0.00%	1	0.00%	-100.00%
3 - Rescue & Emergency Medical Service Incident	176	140	186	176	161	162	180	204	195	172	35	1,787	85.00%	1,672	82.00%	6.88%
4 - Hazardous Condition (No Fire)	2	2	1	2	3	3	2	3	0	1	0	19	1.00%	23	1.00%	-17.39%
5 - Service Call	17	2	2	1	3	4	6	9	5	2	0	51	2.00%	36	2.00%	41.67%
6 - Good Intent Call	22	10	18	11	16	15	17	19	17	21	2	168	8.00%	193	9.00%	-12.95%
7 - False Alarm & False Call	10	2	1	7	4	6	7	4	5	2	0	48	2.00%	48	2.00%	0.00%
9 - Special Incident Type	0	0	1	0	0	0	1	0	0	0	0	2	0.00%	2	0.00%	0.00%
Grand Total	233	158	212	200	188	193	223	242	223	202	37	2,111	100.00%	2,033	100.00%	3.84%

October Incidents:





LYNDEN POLICE DEPARTMENT

Criminal and Other Activity

Top 10

August - October 2024

	August	September	October
Assault	6	4	6
Burglary (Residential)	1	5	2
Crimes Against Person	2	4	1
Domestic Violence	7	11	9
Drug Offenses	0	1	0
DUI	2	2	1
Sex Crime Reports	1	4	1
Theft	18	12	5
Traffic Collisions	12	14	11
Vehicle Prowls	0	1	1
Other Reportable Calls	148	142	133
Non-Reportable Calls	666	571	556




LYNDEN POLICE DEPARTMENT

Criminal and Other Activity

2024

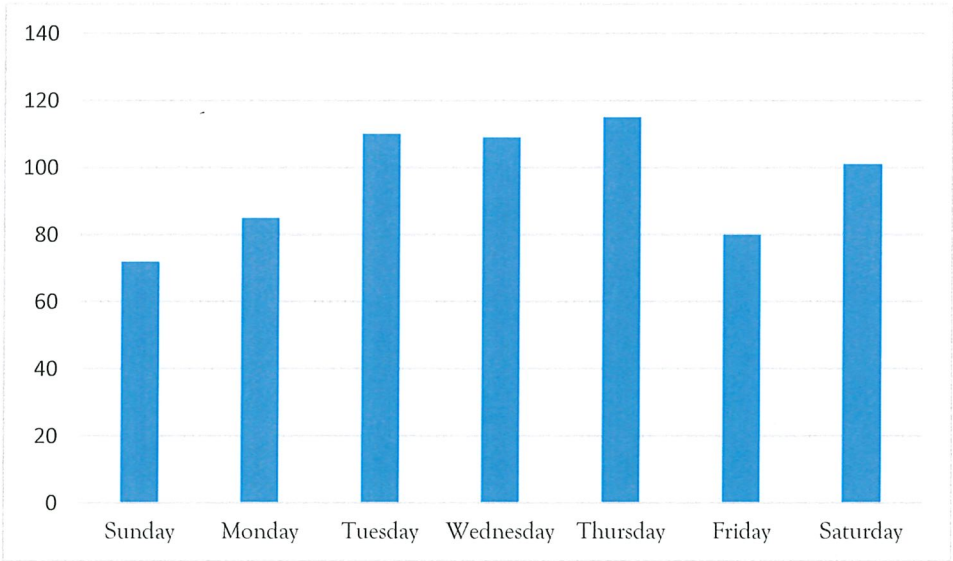
	Jan	Feb	Mar	Apr	May	Jun	Jul	Aug	Sep	Oct	Nov	Dec	Totals
Alcohol Offenses	0	0	0	0	0	0	1	0	1	0			2
Assault (Felony)	1	2	1	3	1	0	1	1	0	0			10
Assault (Misdemeanor)	8	10	10	5	4	5	8	5	4	6			65
Auto Theft	0	1	0	0	1	1	0	0	0	1			4
Burglary (Residential)	3	2	0	1	2	1	1	1	5	2			18
Crimes Against Person	4	6	2	5	3	5	5	2	4	1			37
Crimes Against Property	6	14	4	4	7	5	3	5	8	10			66
Domestic Violence	4	4	7	9	10	16	8	7	11	9			85
Drug Offenses	2	1	1	1	3	1	0	0	1	0			10
DUI	3	6	3	2	3	5	6	2	2	1			33
Malicious Mischief	2	6	17	6	2	3	7	4	4	3			54
Public Order Maintenance	23	19	18	13	18	14	15	22	19	22			183
Robbery	1	0	0	0	0	0	0	1	0	0			2
Service Calls	52	53	100	95	62	64	73	72	81	55			707
Sex Crime Reports	2	1	3	1	4	3	2	1	4	1			22
Theft	8	10	5	14	10	10	11	18	12	5			103
Traffic Collisions	3	8	10	7	8	6	19	12	14	11			98
Traffic Offenses/Complain	26	23	21	29	42	28	24	29	22	29			273
Vehicle Prowls	3	1	3	2	2	0	1	0	1	1			14
All Others	3	3	7	3	6	9	12	15	13	13			84
Non-Reportable Calls	593	516	586	488	579	483	624	666	569	556			5660
Total Calls	747	686	798	688	767	659	821	863	774	726	0	0	7528



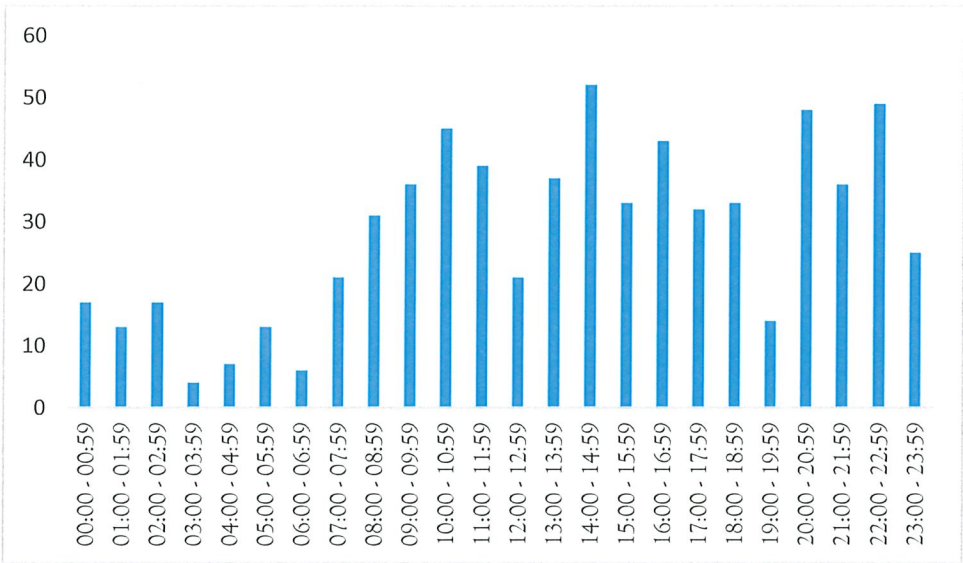
LYNDEN POLICE DEPARTMENT

October 2024

Calls by Day of the Week



Calls by Hour





LYNDEN POLICE DEPARTMENT

Criminal and Other Activity

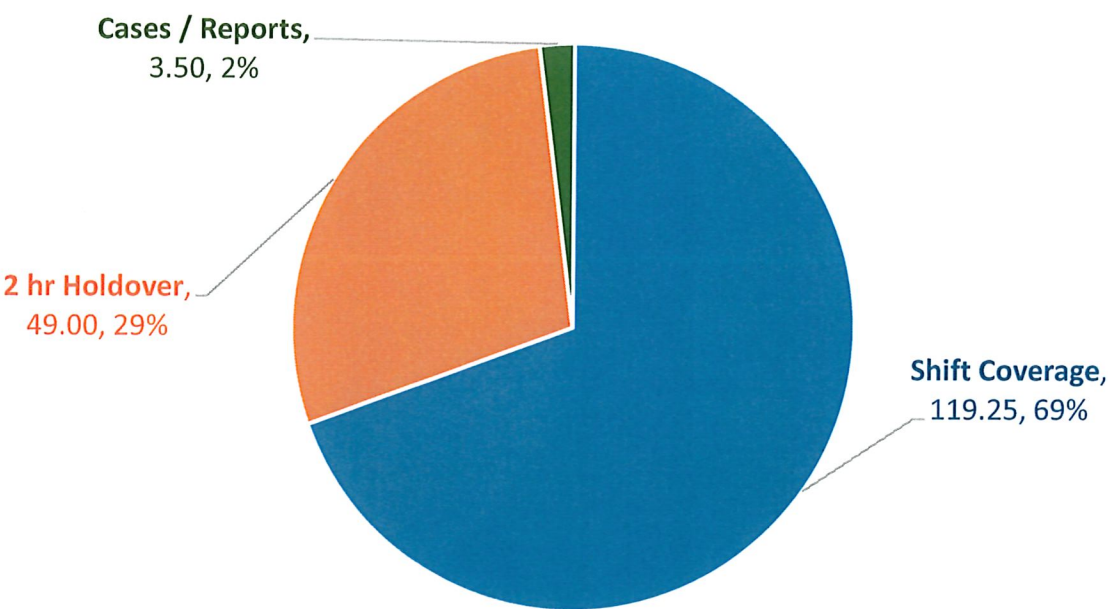
2022 - 2024

	January		February		March		April		May		June		July		August		September		October		November		December		TOTALS														
	2022	2023	2024	2022	2023	2024	2022	2023	2024	2022	2023	2024	2022	2023	2024	2022	2023	2024	2022	2023	2024	2022	2023	2024	2022	2023	2024												
Alcohol Offenses	0	0	0	0	0	0	0	2	0	0	0	0	0	0	1	0	1	0	0	1	1	0	0	2	0	3	5	2											
Assault (Felony)	0	0	1	2	3	2	1	0	3	0	2	1	0	0	1	4	1	1	0	2	0	1	0	0	0	10	13	10											
Assault (Misdemeanor)	3	9	8	5	4	10	9	8	12	5	4	6	5	1	10	8	12	5	6	9	4	2	6	6	3	16	57	117	65										
Auto Theft	0	0	0	0	2	1	1	1	0	1	0	0	1	0	0	0	0	0	0	2	0	1	0	0	0	5	4	4											
Burglary (Residential)	5	2	3	0	0	2	2	0	0	1	3	2	5	0	1	3	1	1	0	4	5	1	3	2	2	1	3	26	21	18									
Crimes Against Person	0	1	4	2	4	6	3	5	2	7	3	2	1	5	1	6	5	2	3	4	3	4	2	3	1	2	2	0	3	21	41	37							
Crimes Against Property	2	2	6	6	6	14	17	3	4	2	3	7	5	2	5	3	6	5	4	3	6	2	2	10	7	3	7	4	66	41	64								
Domestic Violence	6	5	4	4	10	4	5	6	9	1	7	10	5	6	16	10	9	8	6	7	8	10	11	4	12	9	7	10	5	68	95	85							
Drug Offenses	1	1	2	0	0	1	1	1	0	1	1	3	2	0	1	0	0	1	0	1	1	1	0	0	0	2	1	1	2	10	8	10							
DUI	0	2	3	1	1	6	3	7	3	0	5	2	0	1	3	6	5	5	2	4	6	7	4	2	1	9	1	3	7	0	13	27	59	33					
Malicious Mischief	3	9	2	5	4	6	12	7	17	5	6	6	2	6	6	3	5	7	9	6	4	9	4	4	2	3	3	4	2	2	59	74	117	54					
Public Order Maintenance	6	13	23	8	20	19	12	9	18	12	18	14	17	12	18	7	25	13	20	15	12	19	22	16	18	17	12	19	22	10	12	16	5	148	190	181			
Robbery	1	0	1	0	0	0	0	1	0	0	0	1	0	0	0	0	0	1	0	1	0	0	0	0	0	0	0	0	0	0	14	2	17	2	2				
Service Calls	33	49	51	38	78	53	45	57	100	61	44	95	38	57	62	39	77	64	40	91	72	47	62	72	48	60	80	47	63	55	47	40	36	0	519	678	704		
Sex Crime Reports	1	1	2	1	0	1	1	2	3	3	3	1	2	2	4	0	1	3	2	2	2	1	1	1	2	1	4	1	3	1	0	1	0	64	14	81	22		
Theft	24	17	8	22	17	10	28	16	5	15	12	14	27	13	10	15	12	10	16	13	11	31	22	18	21	12	12	14	7	5	10	13	15	2	238	156	103		
Traffic Collisions	8	15	3	8	4	8	6	8	10	9	10	7	5	10	8	5	5	6	10	9	19	9	11	12	11	7	14	12	11	11	20	15	13	24	116	129	98		
Traffic Offenses/Complain	19	20	26	22	22	23	46	25	21	36	13	29	21	21	42	18	23	28	20	31	24	33	34	29	28	24	21	19	20	29	8	27	16	12	286	272	272		
Vehicle Prowls	4	2	3	2	0	1	7	2	3	2	0	2	2	6	2	6	1	0	8	2	1	5	0	0	4	2	1	3	1	1	4	0	0	33	47	49	14		
All Others	7	4	3	3	10	3	9	5	7	9	14	3	12	6	6	8	7	9	7	5	12	9	14	15	7	12	13	10	7	13	7	7	5	0	93	91	84		
Non-Reportable Calls	506	745	594	474	556	516	524	551	586	629	602	488	694	581	579	680	670	483	678	612	624	756	672	666	592	587	571	656	559	556	582	517	679	660	7450	7312	5663		
Total Calls	629	897	747	603	741	686	732	717	798	802	758	689	844	753	767	815	847	658	826	826	820	950	875	863	765	760	771	791	730	726	719	675	0	804	917	0	9280	9496	7525

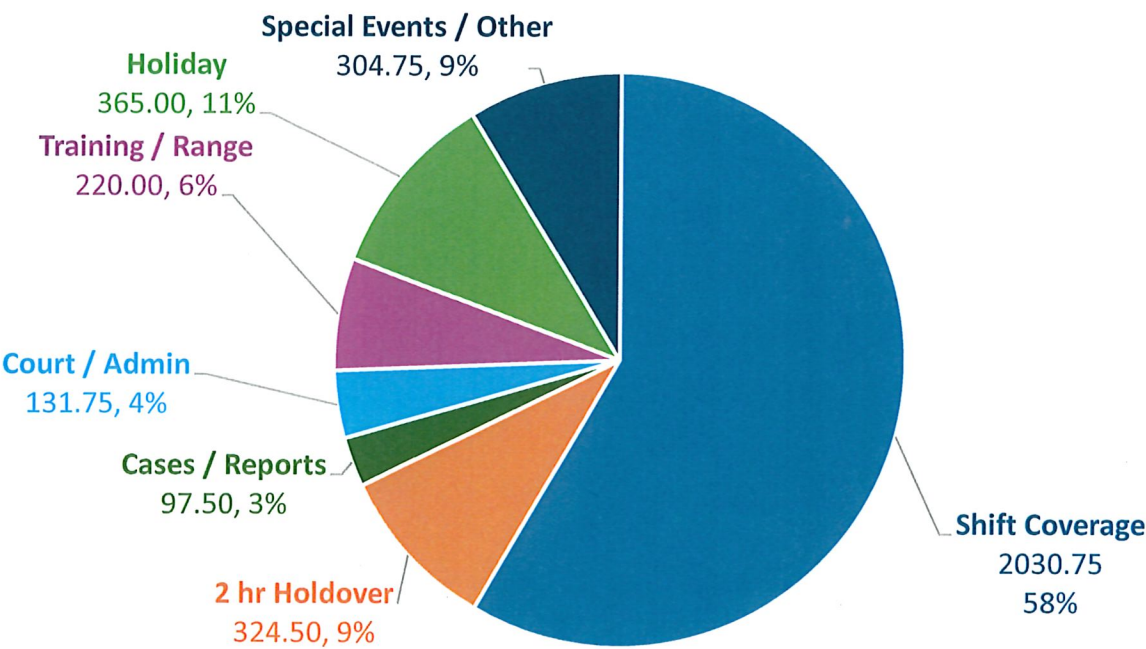


LYNDEN POLICE DEPARTMENT

October 2024 Overtime Hours (171.75)



Year to Date 2024 Overtime Hours





LYNDEN POLICE DEPARTMENT

Criminal and Other Activity

Top 10

July - September 2024

	July	August	September
Assault	9	6	4
Burglary (Residential)	1	1	5
Crimes Against Person	5	2	4
Domestic Violence	8	7	11
Drug Offenses	0	0	1
DUI	6	2	2
Sex Crime Reports	2	1	4
Theft	10	18	12
Traffic Collisions	19	12	14
Vehicle Prowls	1	0	1
Other Reportable Calls	134	148	142
Non-Reportable Calls	624	666	571



LYNDEN POLICE DEPARTMENT

Criminal and Other Activity

2024

	Jan	Feb	Mar	Apr	May	Jun	Jul	Aug	Sep	Oct	Nov	Dec	Totals
Alcohol Offenses	0	0	0	0	0	0	1	0	1				2
Assault (Felony)	1	2	1	3	1	0	1	1	0				10
Assault (Misdemeanor)	8	10	10	5	4	5	8	5	4				59
Auto Theft	0	1	0	0	1	1	0	0	0				3
Burglary (Residential)	3	2	0	1	2	1	1	1	5				16
Crimes Against Person	4	6	2	5	3	5	5	2	4				36
Crimes Against Property	6	14	4	4	7	5	3	5	6				54
Domestic Violence	4	4	7	9	10	16	8	7	11				76
Drug Offenses	2	1	1	1	3	1	0	0	1				10
DUI	3	6	3	2	3	5	6	2	2				32
Malicious Mischief	2	6	17	6	2	3	7	4	4				51
Public Order Maintenance	23	19	18	14	18	13	15	22	17				159
Robbery	1	0	0	0	0	0	0	1	0				2
Service Calls	51	53	100	95	62	64	72	72	80				649
Sex Crime Reports	2	1	3	1	4	3	2	1	4				21
Theft	8	10	5	14	10	10	11	18	12				98
Traffic Collisions	3	8	10	7	8	6	19	12	14				87
Traffic Offenses/Complain	26	23	21	29	42	28	24	29	21				243
Vehicle Prowls	3	1	3	2	2	0	1	0	1				13
All Others	3	3	7	3	6	9	12	15	13				71
Non-Reportable Calls	594	516	586	488	579	483	624	666	571				5107
Total Calls	747	686	798	689	767	658	820	863	770	0	0	0	6797



LYNDEN POLICE DEPARTMENT

Criminal and Other Activity

2022 - 2024

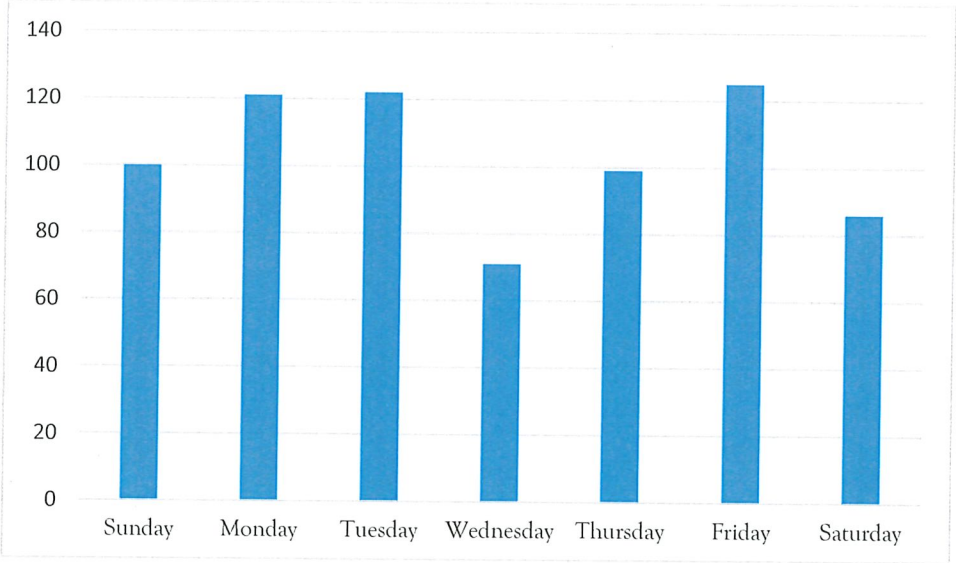
	January		February		March		April		May		June		July		August		September		October		November		December		TOTALS				
	2022	2023	2022	2023	2022	2023	2022	2023	2022	2023	2022	2023	2022	2023	2022	2023	2022	2023	2022	2023	2022	2023	2022	2023	2022	2023	2024		
Alcohol Offenses	0	0	0	0	0	0	0	2	0	0	0	0	0	0	1	0	1	0	0	1	1	0				3	5	2	
Assault (Felony)	0	0	1	2	3	2	1	0	3	0	2	1	1	0	0	1	4	1	1	0	1	0				10	13	10	
Assault (Misdemeanor)	3	9	8	5	4	10	9	8	10	6	12	5	4	14	4	8	12	5	6	9	4				3	16	59		
Auto Theft	0	0	0	0	2	1	1	1	0	1	0	1	0	0	0	0	0	0	0	0	0				0	0	3		
Burglary (Residential)	5	2	3	0	0	2	2	0	0	1	3	2	2	5	0	1	3	1	1	0	4	5				26	21	16	
Crimes Against Person	0	1	4	2	4	6	3	5	2	1	3	5	2	7	3	2	5	2	3	2	4	3				2	2	1	
Crimes Against Property	2	2	6	6	6	14	17	3	4	5	3	4	2	3	7	5	2	3	5	3	6	5				7	3	4	
Domestic Violence	6	5	4	4	10	4	5	6	7	5	6	9	1	7	10	5	6	16	10	9	8	6				7	10	5	
Drug Offenses	1	1	2	0	0	1	1	1	1	1	1	3	2	0	1	0	0	0	1	0	1	1				2	1	1	
DUI	0	2	3	1	1	6	3	7	3	0	5	2	0	1	3	6	5	5	2	4	6	7				4	1	2	
Malicious Mischief	3	9	2	5	4	6	12	7	17	5	6	6	12	6	2	6	6	3	5	5	7	9				4	2	3	
Public Order Maintenance	6	13	23	8	20	19	12	9	18	12	18	14	17	12	18	7	25	13	20	20	15	12				16	5	10	
Robbery	1	0	1	0	0	0	0	1	0	0	0	0	1	0	0	0	0	0	0	0	0	1				0	0	0	
Service Calls	33	49	51	38	78	53	45	57	100	61	44	95	38	57	62	39	77	64	40	91	72	47				47	40	36	
Sex Crime Reports	1	1	2	1	0	1	1	2	3	3	3	1	2	2	4	0	1	3	2	2	2	1				0	1	0	
Theft	24	17	8	22	17	10	28	16	5	15	12	14	27	13	10	15	12	10	16	13	11	31				10	13	15	
Traffic Collisions	8	15	3	8	4	8	6	8	10	9	10	7	5	10	8	5	5	6	10	9	19	9				20	15	13	
Traffic Offenses/Complain	19	20	26	22	22	23	46	25	21	36	13	29	21	21	42	18	23	28	20	31	24	33				8	27	21	
Vehicle Prowls	4	2	3	2	0	1	7	2	3	2	0	2	2	6	2	6	1	0	8	2	1	5				4	0	2	
All Others	7	4	3	3	10	3	9	5	7	9	14	3	12	6	6	8	7	9	7	5	12	9				7	7	13	
Non-Reportable Calls	506	745	594	474	556	516	524	551	586	629	602	488	694	581	579	680	670	483	678	612	624	756				592	587	571	
Total Calls	629	897	747	603	741	686	732	717	798	802	758	689	844	753	767	815	847	658	826	826	820	950				679	660	660	
																											582	517	517
																											719	675	0
																											804	917	0
																											9280	9496	6799



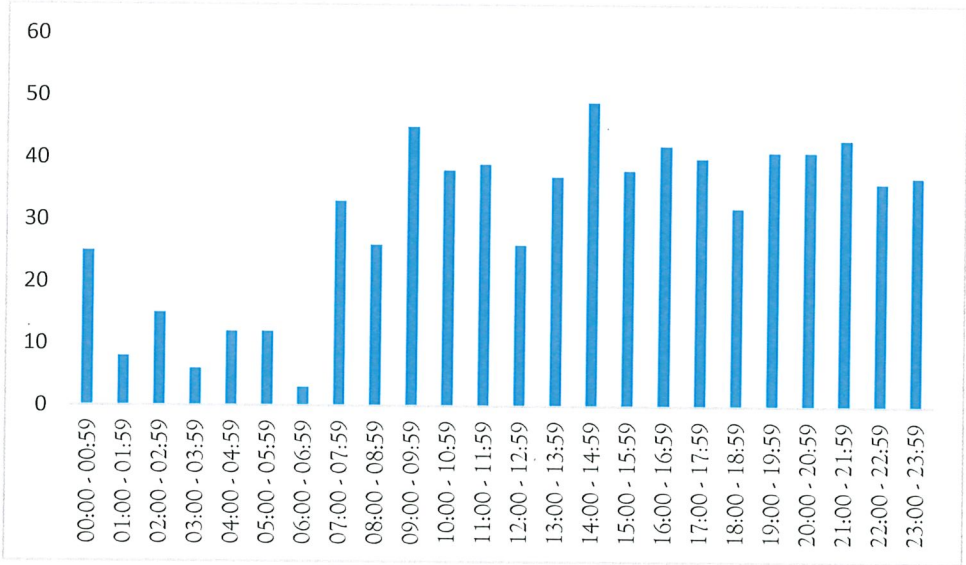
LYNDEN POLICE DEPARTMENT

September 2024

Calls by Day of the Week



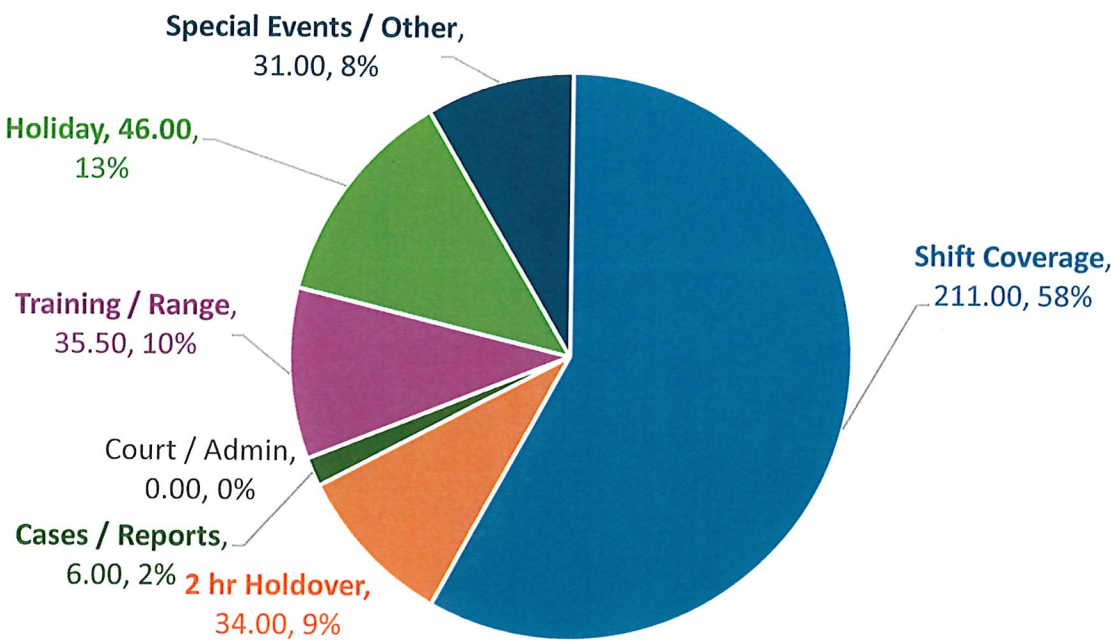
Calls by Hour





LYNDEN POLICE DEPARTMENT

August 2024 Overtime Hours (363.5)



Year to Date 2024 Overtime Hours

