

# CITY OF LYNDEN

## POLICE DEPARTMENT

Steve Taylor, Police Chief

(360) 354-2828



### Online (Microsoft Teams) Public Safety Committee Meeting Agenda

Police Department - 203 19th Street

4:00 PM January 07, 2021

#### **Call to Order**

#### **Roll Call**

#### **Approval of Minutes**

- [1.](#) Approval of December meeting minutes

#### **Items from the Audience**

##### ***Scheduled***

##### ***Unscheduled (20 Minutes)***

*Audience members may address the Committee on any issue other than those scheduled for a public hearing or those on which the public hearing has been closed. Prior to commenting please state your name, address, and topic. Please keep comments under 4 minutes.*

#### **Committee Items**

- Status of Fire Dept labor dispute/grievance/ULP
- Status of Police Dept issue pertaining to holiday pay changes
- The process of how Council waived the COVID coverage benefits for the PD and FD
- [5.](#) Public Safety Overtime - November 2020

#### **Fire Department Items**

- Assistant Chief Recruitment Update
- Fire Station Renovation Update
- [8.](#) Fire Monthly Report - December 2020

#### **Police Department Items**

- [9.](#) Police Monthly Report - December 2020

#### **Added Items**

#### **Adjournment**

# CITY OF LYNDEN

## POLICE DEPARTMENT

Steve Taylor, Police Chief

(360) 354-2828



### Public Safety Committee Meeting Minutes

Online (Microsoft Teams)

4:00 PM December 03, 2020

#### Call to Order

#### Roll Call

Members present: Mayor Korthuis and Councilors Mark Wohlrab, Brent Lenssen and Gerald Kuiken.

Staff present: Chief Mark Billmire, Chief Steve Taylor, Assistant Chief Tom Hatley, Lieutenant Jeremy Bos, Support Services Manager Holly Vega.

#### Approval of Minutes

1. **Approval of October meeting minutes**

The minutes from the October 2, 2020 meeting were approved.

2. **Approval of November meeting minutes**

The minutes from the November 5, 2020 meeting were approved.

#### Items from the Audience

*None*

#### **Unscheduled (20 Minutes)**

*None*

#### Committee Items

3. **Public distribution of Lynden COVID testing results**

The COVID testing of sewage samples is occurring 3 times per week currently. Mayor Korthuis noted that if there are 3-4 high readings in a row trending up, that information should be publicized to the community through the Lynden Tribune, Chamber of Commerce and Lynden WATCH.

4. **Lynden WATCH Update**

The Facebook page had 26,000 hits in November and continues to grow approximately 5% each month.

5. **Public Safety Overtime - October 2020**

Fire Dept overtime was at 360 hours for October, but down to 190 in November with 379 volunteer hours. Police Dept overtime was 107 hours in October. November will be significantly higher as there were 3 holidays to account for.

## **Fire Department Items**

### **6. Assistant Fire Chief replacement process**

Chief Billmire has been working with Mike Martin and Kara Turner to review the job description and position opening. The announcement has been posted with applications due by 12/28/20, online interviews on 1/5/21 and in person interviews on 1/18/21. Chief Billmire hopes to have the position filled by the end of February to beginning of March. Councilor Lenssen expressed some concern with the aggressive timeline and suggested a date of 4/1/21 to fill the position.

### **7. Fire Monthly Report - November 2020**

Call volume was down slightly, average response time was under 4 minutes. There were 5 responses to possible COVID cases, and 205 training hours. There was a structure fire in which mutual aid responded as one of our units was already out on a call.

The first ever East County Recruit Academy took place with great success. Assistant Chief Hatley shared some of the highlights including a 98% graduation rate, a valuable bond between the recruits, and also reduced cost from \$1200-\$1600/student to about \$500. Lynden had 3 recruits in the program and gained 1 more from another district; 2 of the 4 already have their EMT certification and will be ready to go.

## **Police Department Items**

### **8. Police Monthly Report - November 2020**

Chief Taylor presented the monthly report noting an uptick in domestic violence calls, probably related to COVID stress/fatigue. There was an incident involving a transient subject trespassing on the NWWF grounds who assaulted officers during the struggle to detain him. Several officers sustained minor injuries including bite wounds, and the subject was arrested on felony charges, still currently in custody.

## **Added Items**

## **Adjournment**

Meeting adjourned at 4:40 p.m.

# Department Summary Data

Time Run: 12/16/2020 12:58:15 PM

User ID: jmkfranks

Period End Dates: 11/01/2020 - 11/30/2020

## November OT 2020

		Earnings			Hours		
Org Level 1	Org Level 2	FLSA Doubletime	FLSA Overtime	Earnings Totals	FLSA Doubletime	FLSA Overtime	Hours Totals
11 Streets	54230 Roadways				0	4	4.00
<b>11 Streets Total</b>					0	4	4.00
2 General Government	51420 Finance				6.25	38	44.25
2 General Government	51880 Information Te				0	10	10.00
<b>2 General Government Total</b>					6.25	48	54.25
3 Police	52121 Police Investi				0	10	10.00
3 Police	52122 Police Patrol				80	238.5	318.50
<b>3 Police Total</b>					80	248.5	328.50
401 Water Operations	53480 Water Utilitie				0	0.5	19.00
<b>401 Water Operations Total</b>					0	0.5	19.00
405 Sewer Operations	53580 Sewer Utilitie				0	19	0.50
405 Sewer Operations	53580 Sewer Utilitie				0	12.5	12.50
<b>405 Sewer Operations Total</b>					0	31.5	13.00
5 Fire	52220 Fire Operation				0	185	185.00
<b>5 Fire Total</b>					0	185	185.00
<b>Grand Total</b>					86.25	517.5	603.75

## Overtime YTD November 2020

Org Level 1	Org Level 2	Earnings				Hours			
		FLSA Doubletime	FLSA Overtime	Special Events	Earnings Totals	FLSA Doubletime	FLSA Overtime	Special Events	Hours Totals
11 Streets	54230 Roadways					31.00	101.50		132.50
<b>11 Streets Total</b>		-	-	-	\$ -	31.00	101.50	-	132.50
2 General Government	51420 Finance					6.25	140.75		147.00
2 General Government	51880 Information Te						58.50		58.50
2 General Government	55860 Planning					1.50	45.00		46.50
<b>2 General Government Total</b>		-	-	-	\$ -	7.75	244.25	-	252.00
3 Police	52110 Police Adminis						28.00		28.00
3 Police	52121 Police Investi					1.00	220.50		221.50
3 Police	52122 Police Patrol					358.00	1,890.50	3.00	2,251.50
3 Police	55430 Animal Control						3.50		3.50
<b>3 Police Total</b>		-	-	-	\$ -	359.00	2,142.50	3.00	2,504.50
401 Water Operations	53480 Water Utilitie					35.00	37.25		72.25
401 Water Operations	53480 Water Utilitie					27.00	34.50		61.50
<b>401 Water Operations Total</b>		-	-	-	\$ -	62.00	71.75	-	133.75
405 Sewer Operations	53580 Sewer Utilitie					10.00	68.00		78.00
405 Sewer Operations	53580 Sewer Utilitie					25.50	107.00		132.50
<b>405 Sewer Operations Total</b>		-	-	-	\$ -	35.50	175.00	-	210.50
410 Stormwater	53180 Stormwater Uti						8.00		8.00
<b>410 Stormwater Total</b>		-	-	-	\$ -	-	8.00	-	8.00
5 Fire	52220 Fire Operation						3,253.00	13.00	3,266.00
<b>5 Fire Total</b>		-	-	-	\$ -	-	3,253.00	13.00	3,266.00
<b>Grand Total</b>		-	-	-	\$ -	495.25	5,996.00	16.00	6,507.25

	Earnings	Hours
OPSG:		



# Monthly Report

## December 2020



## Fire Prevention/Inspection:

All fire life safety inspections cancelled until further notice.

12/15 Hydro test Lynden Door  
12/15 Knox Box 210 Aaron Dr.  
12/15 Sprinkler inspection 710 Front St.

## Public Education/Community:

All station tours and public education activities cancelled until further notice

12/7 Fire Admin move to Annex  
Station renovation public notice drafted,  
inserted with January water bill

## Emergency Operations:

Duty Officer:  
Hatley 12/1 - 7  
Billmire 12/15 - 21

**Total Training Hours 205**

## Emergency Responses:

EMS	117 (26 transports)
MVA	9
Train derailment/fire	1
Structure fire	1
Trash fire	1
Smoke scare	1
Machinery Extrication	1
False Alarms	16
Power line down	2
Hazmat	1
Odor investigation	2
Cancelled	8
Service call	5

**Total 165**

EMS = 76% (1 possible COVID-19)

Aid Given = 17

Aid Received = 5 – (1 for no LFD available)

Overlapping calls = 41 (25%)

Average Turnout Time = 1:49

**Average Response Time = 4:31**

Average Time on Scene = 22:57

Average Transport Time = 24:30


Average at Hospital Time = 18:45

**Overtime Hours: 194.0**

**Volunteer Hours: 335.0**

On Tuesday morning 12/22 at appx 11:40 Lynden personnel were dispatched to Portal Way near Custer on a train derailment. At the time, it was reported that 3-5 cars had derailed carrying crude oil. E-75 was 2<sup>nd</sup> in, taking a fire hydrant and supplying water to Ferndale E-43. E-75 remained on-scene until appx 16:30.





Crews spent time organizing and building shelving in the storage unit getting ready for the upcoming move



Chaplain Rosado deployed to Dequincy LA following hurricane Laura



Temporary station at 1205 E. Badger



Incident Day Name	Number of Runs	Percent of Total Runs
Sunday	15	12.82%
Monday	20	17.09%
Tuesday	20	17.09%
Wednesday	16	13.68%
Thursday	23	19.66%
Friday	11	9.40%
Saturday	12	10.26%
<b>Total: 117</b>		<b>Total: 100.00%</b>

#### Report Filters

Incident Date: is between '12/1/2020' and '12/31/2020'

Agency Name (Dagency.03): is in 'Lynden Fire Department'

Response Ems Shift (lresponse.005): is in 'A Shift, B Shift, C Shift'

Response Type Of Service Requested (Eresponse.05): is in '911 Response (Scene)'



Incident Hour Range Of Day 24	Number of Runs	Percent of Total Runs
00:00:00 - 00:59:59	2	1.71%
01:00:00 - 01:59:59	2	1.71%
02:00:00 - 02:59:59	4	3.42%
03:00:00 - 03:59:59	4	3.42%
04:00:00 - 04:59:59	2	1.71%
05:00:00 - 05:59:59	5	4.27%
06:00:00 - 06:59:59	1	0.85%
07:00:00 - 07:59:59	3	2.56%
08:00:00 - 08:59:59	9	7.69%
09:00:00 - 09:59:59	6	5.13%
10:00:00 - 10:59:59	4	3.42%
11:00:00 - 11:59:59	7	5.98%
12:00:00 - 12:59:59	7	5.98%
13:00:00 - 13:59:59	6	5.13%
14:00:00 - 14:59:59	7	5.98%
15:00:00 - 15:59:59	5	4.27%
16:00:00 - 16:59:59	10	8.55%
17:00:00 - 17:59:59	7	5.98%
18:00:00 - 18:59:59	9	7.69%
19:00:00 - 19:59:59	3	2.56%
20:00:00 - 20:59:59	3	2.56%
21:00:00 - 21:59:59	2	1.71%
22:00:00 - 22:59:59	5	4.27%
23:00:00 - 23:59:59	4	3.42%
<b>Total: 117</b>		<b>Total: 100.00%</b>

#### Report Filters

Incident Date: is between '12/1/2020' and '12/31/2020'

Agency Name (Dagency.03): is in 'Lynden Fire Department'

Response Ems Shift (Iresponse.005): is in 'A Shift, B Shift, C Shift'

Response Type Of Service Requested (Eresponse.05): is in '911 Response (Scene)'



Patient Age Range In Years	Number of Runs	Percent of Total Runs
	3	2.56%
< 1	2	1.71%
10 - 19	3	2.56%
20 - 29	8	6.84%
30 - 39	9	7.69%
40 - 49	2	1.71%
50 - 59	13	11.11%
60 - 69	14	11.97%
70 - 79	11	9.40%
80 - 89	36	30.77%
90 - 99	15	12.82%
100 - 120	1	0.85%
<b>Total: 117</b>		<b>Total: 100.00%</b>

#### Report Filters


Incident Date: is between '12/1/2020' and '12/31/2020'

Agency Name (Dagency.03): is in 'Lynden Fire Department'

Response Ems Shift (lresponse.005): is in 'A Shift, B Shift, C Shift'

Response Type Of Service Requested (Eresponse.05): is in '911 Response (Scene)'

# City of Lynden POLICE DEPARTMENT Monthly Report



Night-time, low-light firearms training is a critical skill taught to our officers by our range instructors.

# December 2020



# LYNDEN POLICE DEPARTMENT

## *Criminal and Other Activity*

### Top 10

October - December 2020

	Oct	Nov	Dec
Assault	4	2	3
Burglary (Residential)	0	3	2
Crimes Against Person	4	2	2
Domestic Violence	2	7	4
Drug Offenses	0	1	0
DUI	1	1	0
Sex Crime Reports	6	0	1
Theft	13	6	11
Traffic Accidents	5	5	4
Vehicle Prowls	0	1	3
Other Reportable Calls	85	64	85
Non-Reportable Calls	544	465	486




# LYNDEN POLICE DEPARTMENT

## *Criminal and Other Activity*

2020

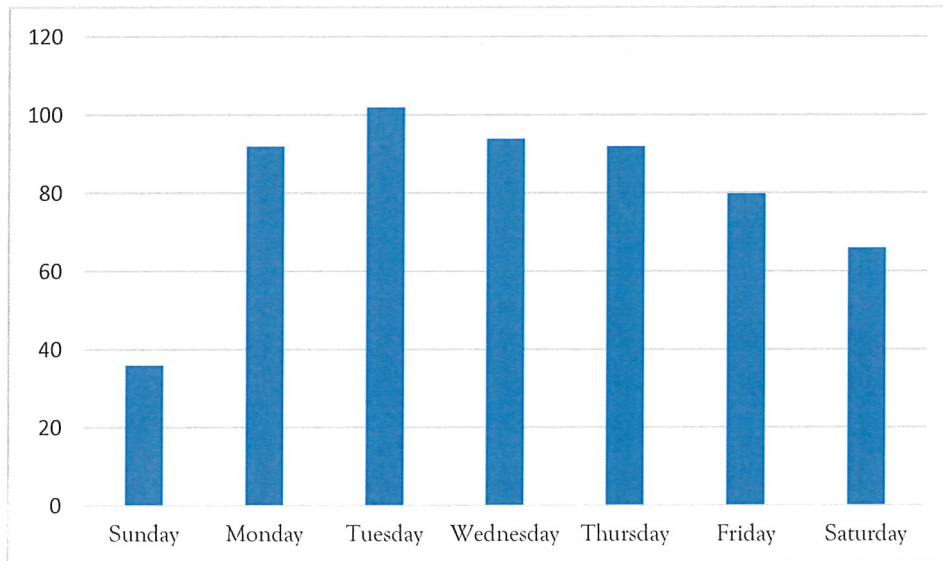
	<i>Jan</i>	<i>Feb</i>	<i>Mar</i>	<i>Apr</i>	<i>May</i>	<i>Jun</i>	<i>Jul</i>	<i>Aug</i>	<i>Sep</i>	<i>Oct</i>	<i>Nov</i>	<i>Dec</i>	<i>Totals</i>
Alcohol Offenses	1	0	2	1	0	1	0	0	0	0	0	0	5
Assault (Felony)	0	1	0	0	0	0	0	0	0	1	1	1	4
Assault (Misdemeanor)	0	6	3	1	5	3	5	4	5	3	1	2	38
Auto Theft	0	0	0	1	1	0	0	0	3	1	1	0	7
Burglary (Residential)	0	6	6	2	2	2	3	4	2	0	3	2	32
Crimes Against Person	1	2	1	1	1	5	3	2	0	4	2	2	24
Crimes Against Property	1	1	4	0	2	3	5	3	2	5	3	4	33
Domestic Violence	9	5	11	7	5	6	4	4	6	2	7	4	70
Drug Offenses	2	0	1	0	1	1	0	1	1	0	1	0	8
DUI	1	6	2	3	2	3	2	5	0	1	1	0	26
Malicious Mischief	3	10	1	1	4	9	5	6	2	7	6	12	66
Public Order Maintenance	6	8	7	16	8	7	9	17	5	7	4	11	105
Service Calls	38	46	79	37	51	37	58	43	48	35	18	31	521
Sex Crime Reports	1	2	0	1	1	1	2	1	0	6	0	1	16
Theft	9	7	15	7	60	21	17	16	16	13	6	11	198
Traffic Accidents	9	4	6	3	8	9	5	8	4	5	5	4	70
Traffic Offenses/Complain	28	23	16	18	13	21	19	29	27	23	23	21	261
Vehicle Prowls	3	3	12	4	1	1	5	6	2	0	1	3	41
All Others	6	4	5	3	8	9	3	4	6	7	9	6	70
Non-Reportable Calls	458	534	454	313	413	438	557	560	573	544	465	486	5795



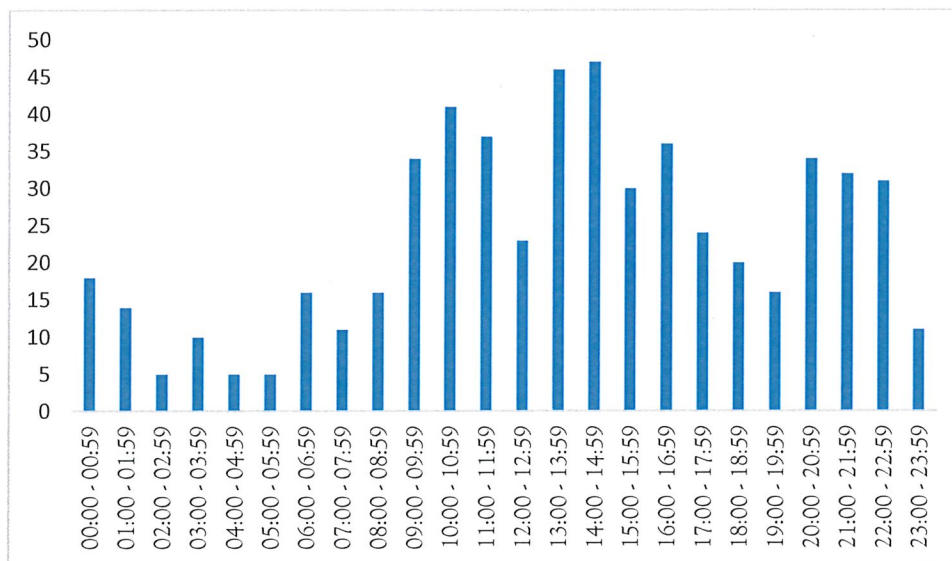
# LYNDEN POLICE DEPARTMENT

December 2020

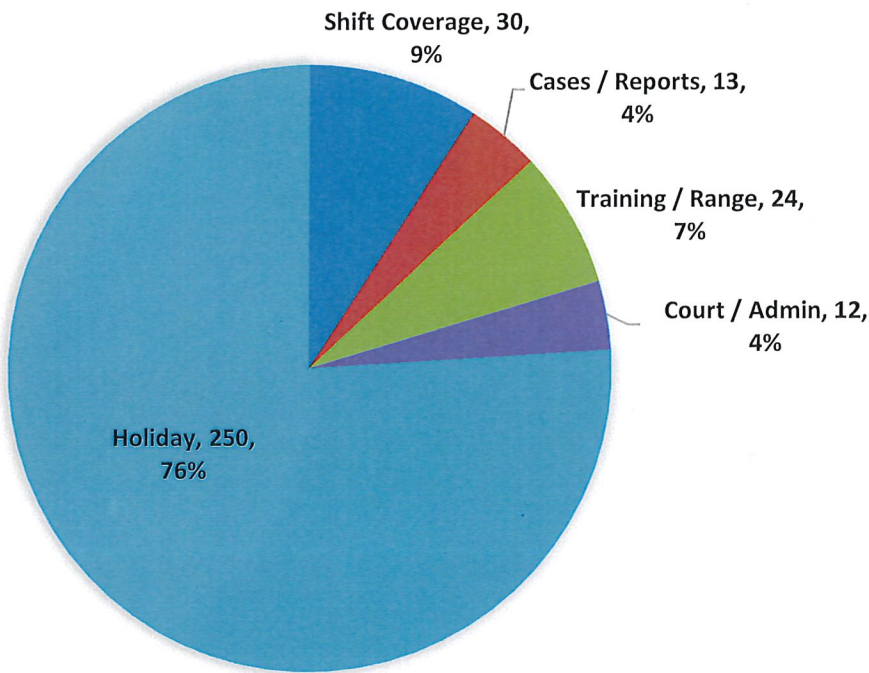
Calls by Day of the Week



Calls by Hour



NOVEMBER 2020 OVERTIME HOURS (329 HOURS)



2020 YEAR TO DATE OVERTIME HOURS

