

CITY OF LYNDEN

POLICE DEPARTMENT

Steve Taylor, Police Chief

(360) 354-2828



Public Safety Committee Meeting Agenda

Online (Microsoft Teams)

4:00 PM September 09, 2021

Members of the public may join the public safety committee meeting telephonically by dialing 1-253-948-9362. You will then be prompted to enter the Conference ID 954 667 669#. It is necessary to enter the # symbol after entering the numerals.

To join the public safety committee meeting via computer please contact the Police Department at 360-354-2828 before 2:00 p.m. the day of the meeting and provide an email address so a meeting invitation can be emailed to you.

Call to Order

Roll Call

Approval of Minutes

- [1.](#) Approval of July 1, 2021 meeting minutes

Items from the Audience

Scheduled

Committee Items

- Budget Request Review for Fire and Police
- Vaccine Mandate Implications and Waiver
- Staffing Vacancies at Fire and Police, Civil Service Hiring Lists
- [5.](#) Public Safety Overtime - July - August 2021

Fire Department Items

- [6.](#) Fire Monthly Report - August 2021
- Career & Volunteer Hiring & Recruitment Update
- NWWF Fire/EMS Review
- IAFF Local 106 - Contract Negotiations Update
- Fire Station Renovation Update

Police Department Items

[11.](#) Police Monthly Report - August 2021

Added Items**Adjournment**

CITY OF LYNDEN

POLICE DEPARTMENT

Steve Taylor, Police Chief

(360) 354-2828



Public Safety Committee Meeting Minutes

Police Department - 203 19th Street

4:00 PM July 01, 2021

Call to Order

Roll Call

Members Present: Mayor Scott Korthuis and Councilors Mark Wohlrab, Brent Lenssen and Gerald Kuiken

Staff Present: Chief Mark Billmire, Chief Steve Taylor, Support Services Manager Holly Vega

Absent: City Administrator Mike Martin

Approval of Minutes

1. Approval of June 10, 2021 meeting minutes

The minutes from the June 10, 2021 meeting were approved.

Items from the Audience

Scheduled/Unscheduled

None

Committee Items

2. Public Safety Overtime - June 2021

Police overtime for June was approximately 209 hours, down from last month. Hours included vacation and sick leave coverage, and training hours. Fire overtime report was not available yet, but probably down in June per Chief Billmire.

Fire Department Items

3. Fire Monthly Report - June 2021

Chief Billmire presented the monthly report for June. Fire prevention inspections continue, although hydrant testing was put on hold due to the heat and water conservation. Walk throughs were done at the Lynden cold storage unit and Americold. Average response time was back down, call volume average, 34 (23%) overlapping calls, 136 training hours.

4. Assistant Chief Recruitment Update

An offer letter has been sent to the candidate from Honolulu, now awaiting a signed acceptance, anticipated start date of October 1st.

5. Fire Station Renovation Update

Drywall is just about finished, still on schedule with projected completion in the first part of October.

6. Full Time Firefighter Testing

The process to establish an eligibility list will be started next week with testing and interviews anticipated in August. Per civil service rules, the list will be valid for 1 year.

7. 2021 Volunteer Recruitment

Interviews will be scheduled in the next few weeks for 3-4 candidates.

Police Department Items**8. Police Monthly Report - June 2021**

Chief Taylor presented the monthly report for June, noting domestic violence calls remain slightly on the high end of normal, probably due to fatigue, stress, and the excessive heat may be a factor. Officers responded to a noise complaint and recognized 2 subjects that had felony warrants. Officers also identified another subject on scene that was the suspect in a recent theft, based on tattoo recognition. After some negotiating, the 2 subjects were taken into custody without incident, and a confession was obtained for the theft case.

9. SCORE 2022 Update

South Correctional Entity (SCORE), our backup jail facility is increasing rates by 3% in 2022 and implementing a booking fee. The amendment will be presented at the next city council meeting.

Added Items**10. Body Worn Cameras**

Chief Taylor shared that during legislative discussions with Representative Alicia Rule's office he requested and was approved for State funding to purchase body worn cameras for all the patrol officers. The cost of approximately \$82,000 will cover the cameras, storage, and redaction software for 5 years.

11. Front Street Parking

The vehicle length limit for the angled parking is 21 feet.

12. Courtroom Security

Councilor Wohlrab would like to honor Judge Lewis' request to always have a police presence during Court sessions. Chief Taylor agreed and can put together a cost estimate to have an officer present at Court.

Adjournment

Meeting adjourned at 4:47 p.m.

CITY OF LYNDEN

FINANCE DEPARTMENT
(360) 354 - 2829



Start Date	7/1/2021	JULY
End Date	7/31/2021	2021

Department	Overtime Pay \$	Doubletime Pay \$	OT- LFD Training \$	OT - Out of Class \$	Holiday Wrkd 1.5x \$	Holiday Wrkd 2x \$	Retro- OT 1.5 \$	Retro- OT 2.0 \$	OPSG/DNR \$	Employee Total Amount
Fire	\$ 20,433.20									\$ 20,433.20
Planning	52.39									52.39
Police	14,412.61					6,055.94			380.10	20,848.65
PW Administration										
PW Operations	482.10					560.08				1,042.18
PW Systems	208.56									208.56
PW Roadways										
Finance	89.01									89.01
Information Technology Service	281.28									281.28
Parks	100.38									100.38
Total	\$ 36,059.53					\$ 6,616.02			\$ 380.10	\$ 43,055.65

Department	Overtime Pay Hours	Doubletime Pay Hours	OT- LFD Training Hours	OT - Out of Class Hours	Holiday Wrkd 1.5x Hours	Holiday Wrkd 2x Hours	Retro- OT 1.5 Hours	Retro- OT 2.0 Hours	OPSG/DNR Hours	Employee Hours Total
Fire	421.17									421.17
Planning	1.00									1.00
Police	205.00					66.00			5.00	276.00
PW Administration										
PW Operations	9.25					8.00				17.25
PW Systems	4.00									4.00
PW Roadways										
Finance	1.75									1.75
Information Technology Service	4.00									4.00
Parks	3.50									3.50
Total	649.67					74.00			5.00	728.67

CITY OF LYNDEN

FINANCE DEPARTMENT
(360) 354 - 2829



Start Date	1/1/2021	YTD
End Date	7/31/2021	2021

Department	Overtime Pay \$	Doubletime Pay \$	OT- LFD Training \$	OT - Out of Class \$	Holiday Wrkd 1.5x \$	Holiday Wrkd 2x \$	Retro- OT 1.5 \$	Retro- OT 2.0 \$	OPSG/DNR \$	Employee Total Amount
Fire	\$ 83,852.56	\$ 1,806.48	\$ 495.86	\$ 837.12			\$ 151.67	\$ 17.52		\$ 87,161.21
Planning	1,073.26	34.89								1,108.15
Police	102,815.83	241.53			8,014.26	12,119.01	489.70	68.46	1,361.31	125,110.10
PW Administration	2,018.05	138.84			367.12					2,524.01
PW Operations	1,140.73				416.88	1,665.42				3,223.03
PW Systems	5,090.43									5,090.43
PW Roadways										
Finance	8,562.31	278.82								8,841.13
Information Technology Service	4,069.22									4,069.22
Parks	596.93									596.93
Total	\$ 209,219.32	\$ 2,500.56	\$ 495.86	\$ 837.12	\$ 8,798.26	\$ 13,784.43	\$ 641.37	\$ 85.98	\$ 1,361.31	\$ 237,724.21

Department	Overtime Pay Hours	Doubletime Pay Hours	OT- LFD Training Hours	OT - Out of Class Hours	Holiday Wrkd 1.5x Hours	Holiday Wrkd 2x Hours	Retro- OT 1.5 Hours	Retro- OT 2.0 Hours	OPSG/DNR Hours	Employee Hours Total
Fire	1,725.42	24.00	10.25	24.00						1,783.67
Planning	20.50	0.50								21.00
Police	1,437.50	3.00			114.00	131.00	3.00		20.00	1,708.50
PW Administration	39.25				8.00					47.25
PW Operations	22.00				8.00	24.00				54.00
PW Systems	92.75									92.75
PW Roadways										
Finance	201.25	5.00								206.25
Information Technology Service	62.00									62.00
Parks	13.50									13.50
Total	3,614.17	32.50	10.25	24.00	130.00	155.00	3.00		20.00	3,988.92

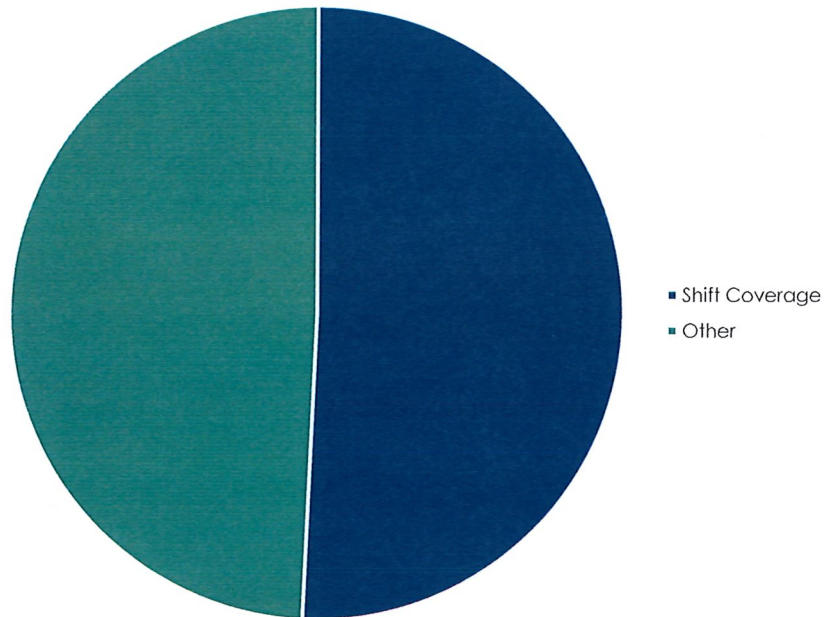
CITY OF LYNDEN

FINANCE DEPARTMENT
(360) 354 - 2829



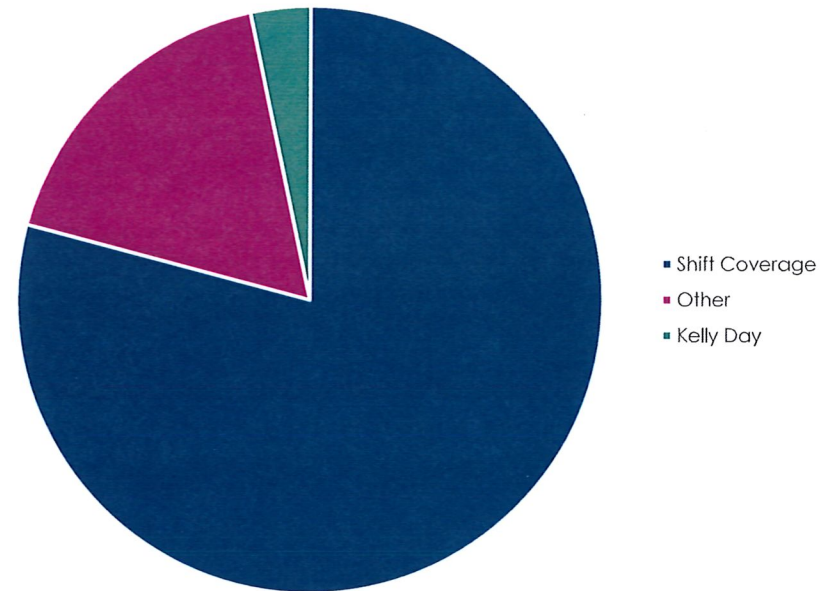
Reason	Overtime Hours	%
Shift Coverage	104	50.73%
Other	101	49.27%
Grand Total	205	100.00%

Police Department Overtime



Reason	Overtime Hours	%
Shift Coverage	333.17	79.11%
Other	74	17.57%
Kelly Day	14	3.32%
Grand Total	421.17	100.00%

Fire Department Overtime



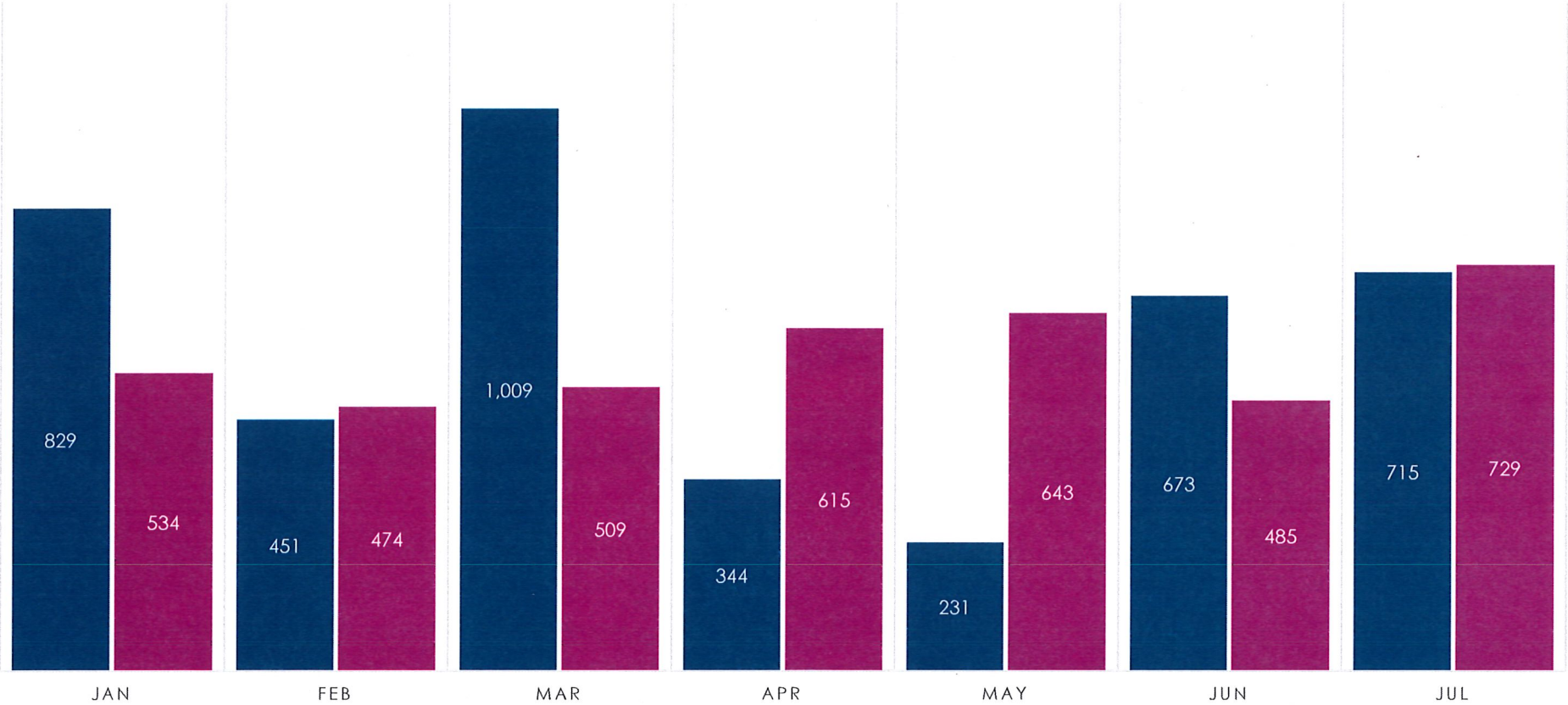
CITY OF LYNDEN

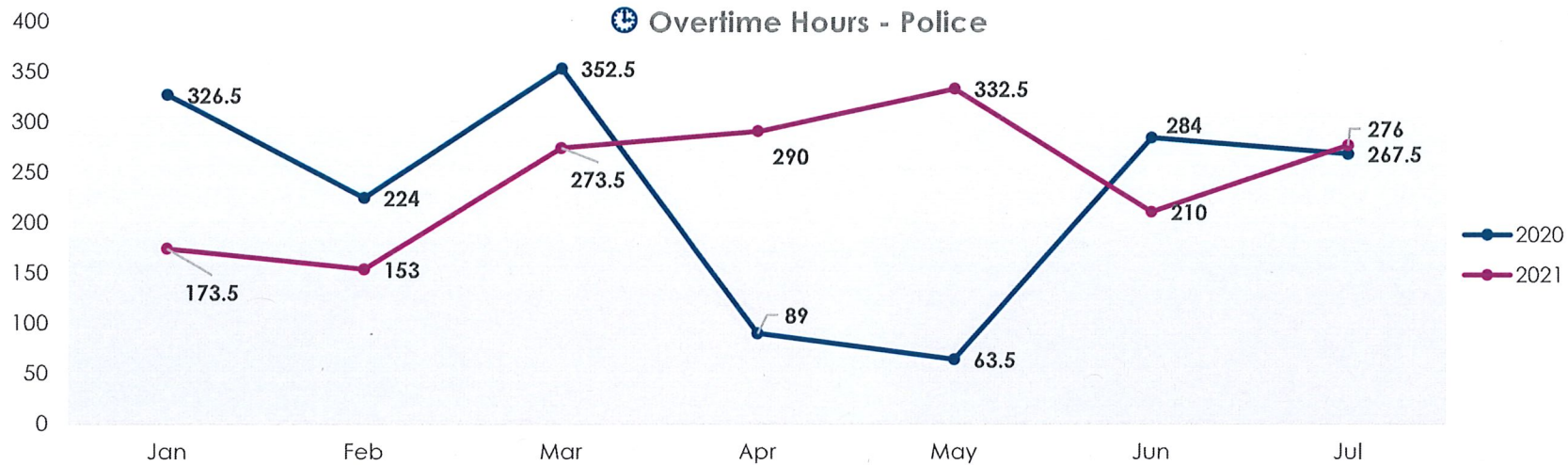
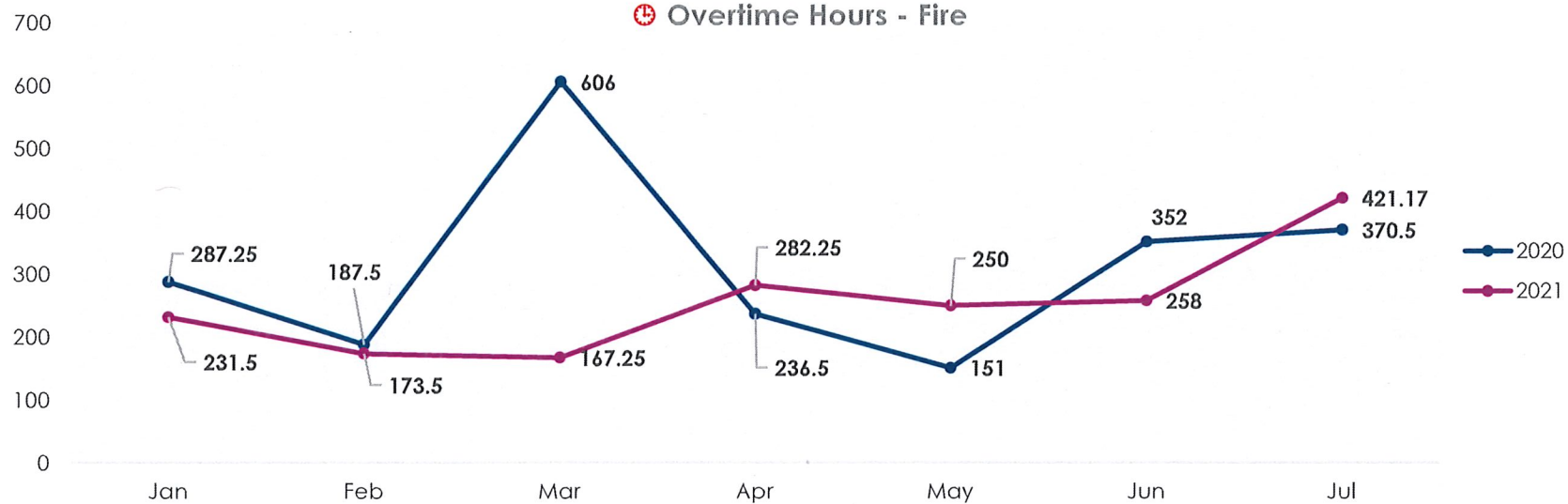
FINANCE DEPARTMENT
(360) 354 - 2829



OVERTIME HOURS - PRIOR YEAR COMPARRISON

2020 2021



 Overtime Hours - Police Overtime Hours - Fire

CITY OF LYNDEN

FINANCE DEPARTMENT
(360) 354 - 2829



Start Date	8/1/2021	AUGUST
End Date	8/31/2021	2021

Department	Overtime Pay \$	Doubletime Pay \$	OT- LFD Training \$	OT - Out of Class \$	Holiday Wrkd 1.5x \$	Holiday Wrkd 2x \$	Retro- OT 1.5 \$	Retro- OT 2.0 \$	OPSG/DNR \$	Employee Total Amount
Fire	\$ 32,506.96									\$ 32,506.96
Planning	26.20									26.20
Police	12,364.99	844.62							876.83	14,086.44
PW Administration										
PW Operations	1,197.32						511.38			1,708.70
PW Systems	302.42			55.00						357.42
PW Roadways										
Finance	1,106.13									1,106.13
Information Technology Service										
Parks	55.68									55.68
Total	\$ 47,559.70	\$ 844.62		\$ 55.00			\$ 511.38		\$ 876.83	\$ 49,847.53

Department	Overtime Pay Hours	Doubletime Pay Hours	OT- LFD Training Hours	OT - Out of Class Hours	Holiday Wrkd 1.5x Hours	Holiday Wrkd 2x Hours	Retro- OT 1.5 Hours	Retro- OT 2.0 Hours	OPSG/DNR Hours	Employee Hours Total
Fire	641.75									641.75
Planning	0.50									0.50
Police	176.50	9.00							14.00	199.50
PW Administration										
PW Operations	23.00									23.00
PW Systems	5.00			1.00						6.00
PW Roadways										
Finance	25.50									25.50
Information Technology Service										
Parks	2.00									2.00
Total	874.25	9.00		1.00					14.00	898.25

CITY OF LYNDEN

FINANCE DEPARTMENT
(360) 354 - 2829



Start Date	1/1/2021	YTD
End Date	8/31/2021	2021

Department	Overtime Pay \$	Doubletime Pay \$	OT- LFD Training \$	OT - Out of Class \$	Holiday Wrkd 1.5x \$	Holiday Wrkd 2x \$	Retro- OT 1.5 \$	Retro- OT 2.0 \$	OPSG/DNR \$	Employee Total Amount
Fire	\$ 116,359.52	\$ 1,806.48	\$ 495.86	\$ 837.12			\$ 151.67	\$ 17.52		\$ 119,668.17
Planning	1,099.46	34.89								1,134.35
Police	115,180.82	1,086.15			8,014.26	12,119.01	489.70	68.46	2,238.14	139,196.54
PW Administration	2,018.05	138.84			367.12					2,524.01
PW Operations	2,338.05				416.88	1,665.42	511.38			4,931.73
PW Systems	5,392.85			55.00						5,447.85
PW Roadways										
Finance	9,668.44	278.82								9,947.26
Information Technology Service	4,069.22									4,069.22
Parks	652.61									652.61
Total	\$ 256,779.02	\$ 3,345.18	\$ 495.86	\$ 892.12	\$ 8,798.26	\$ 13,784.43	\$ 1,152.75	\$ 85.98	\$ 2,238.14	\$ 287,571.74

Department	Overtime Pay Hours	Doubletime Pay Hours	OT- LFD Training Hours	OT - Out of Class Hours	Holiday Wrkd 1.5x Hours	Holiday Wrkd 2x Hours	Retro- OT 1.5 Hours	Retro- OT 2.0 Hours	OPSG/DNR Hours	Employee Hours Total
Fire	2,367.17	24.00	10.25	24.00						2,425.42
Planning	21.00	0.50								21.50
Police	1,614.00	12.00			114.00	131.00	3.00		34.00	1,908.00
PW Administration	39.25				8.00					47.25
PW Operations	45.00				8.00	24.00				77.00
PW Systems	97.75			1.00						98.75
PW Roadways										
Finance	226.75	5.00								231.75
Information Technology Service	62.00									62.00
Parks	15.50									15.50
Total	4,488.42	41.50	10.25	25.00	130.00	155.00	3.00		34.00	4,887.17

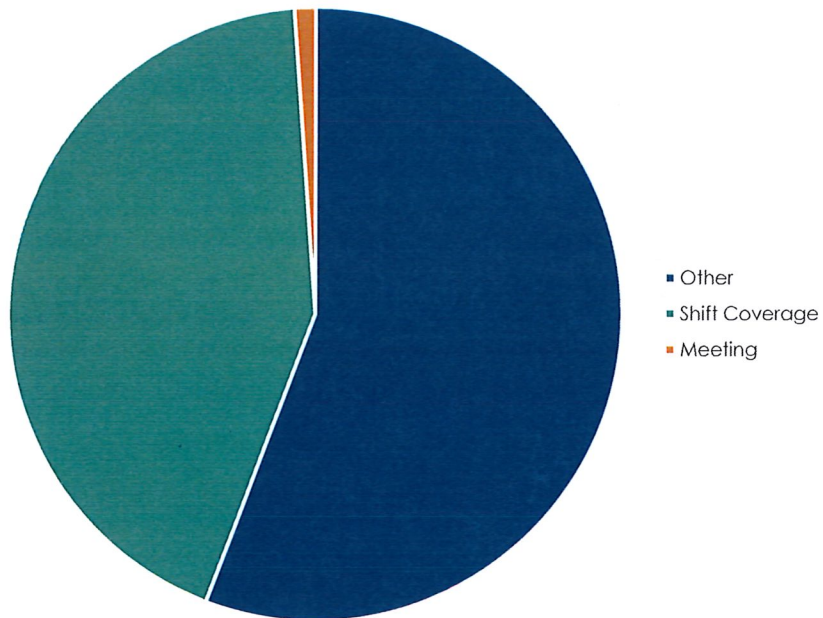
CITY OF LYNDEN

FINANCE DEPARTMENT
(360) 354 - 2829



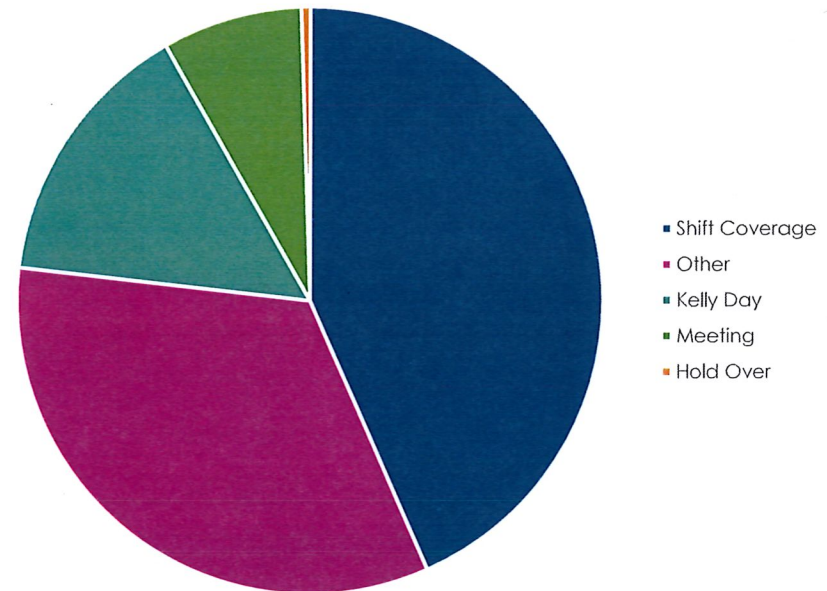
Reason	Overtime Hours	%
Other	98.5	55.81%
Shift Coverage	76	43.06%
Meeting	2	1.13%
Grand Total	176.5	100.00%

Police Department Overtime



Reason	Overtime Hours	%
Shift Coverage	278.5	43.40%
Other	214.5	33.42%
Kelly Day	96	14.96%
Meeting	49.5	7.71%
Hold Over	3.25	0.51%
Grand Total	641.75	100.00%

Fire Department Overtime



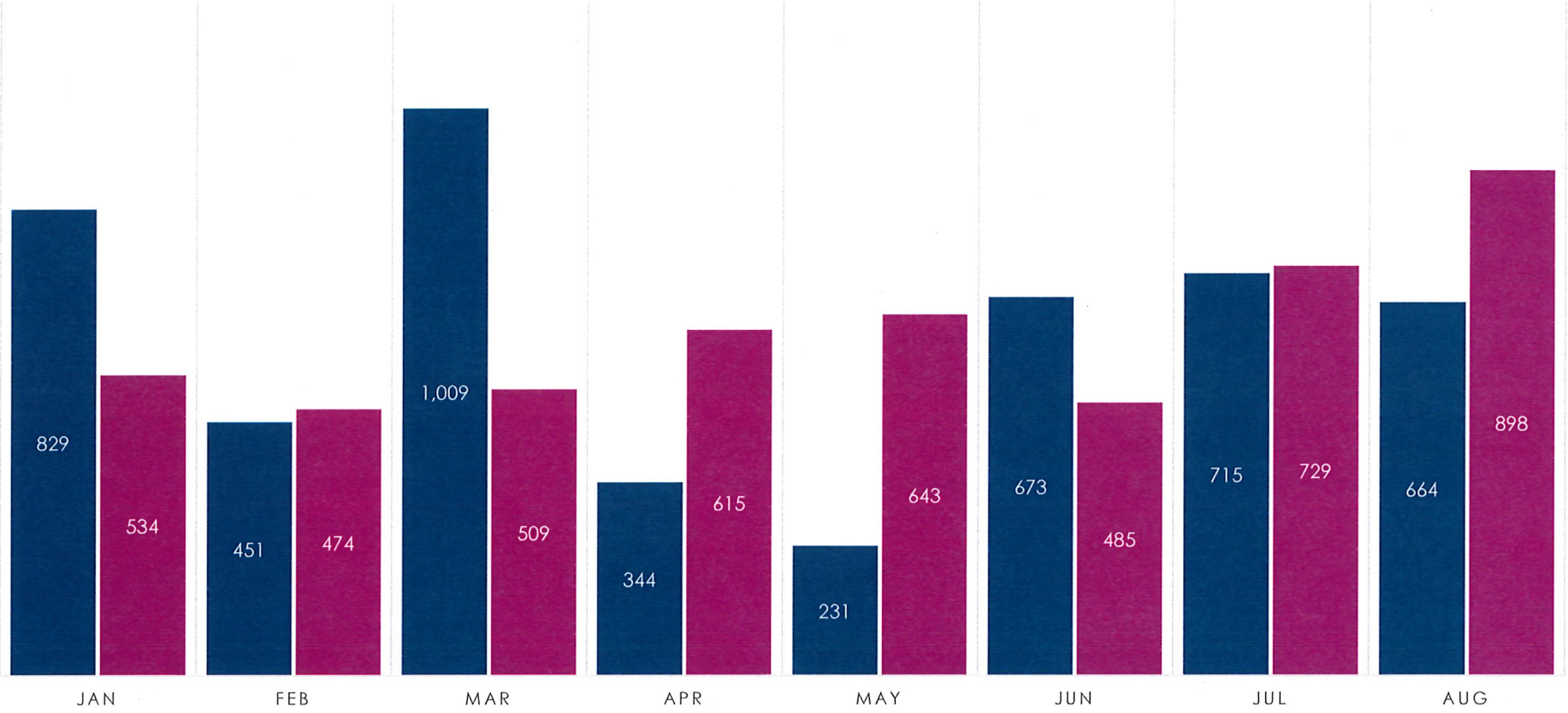
CITY OF LYNDEN

FINANCE DEPARTMENT
(360) 354 - 2829

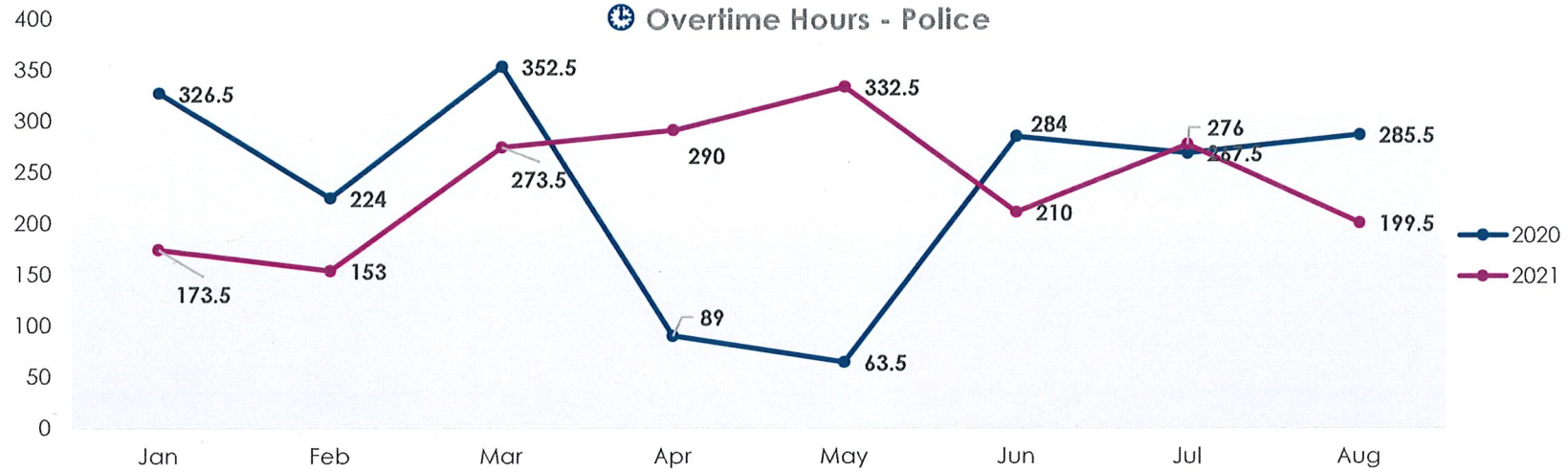


OVERTIME HOURS - PRIOR YEAR COMPARISON

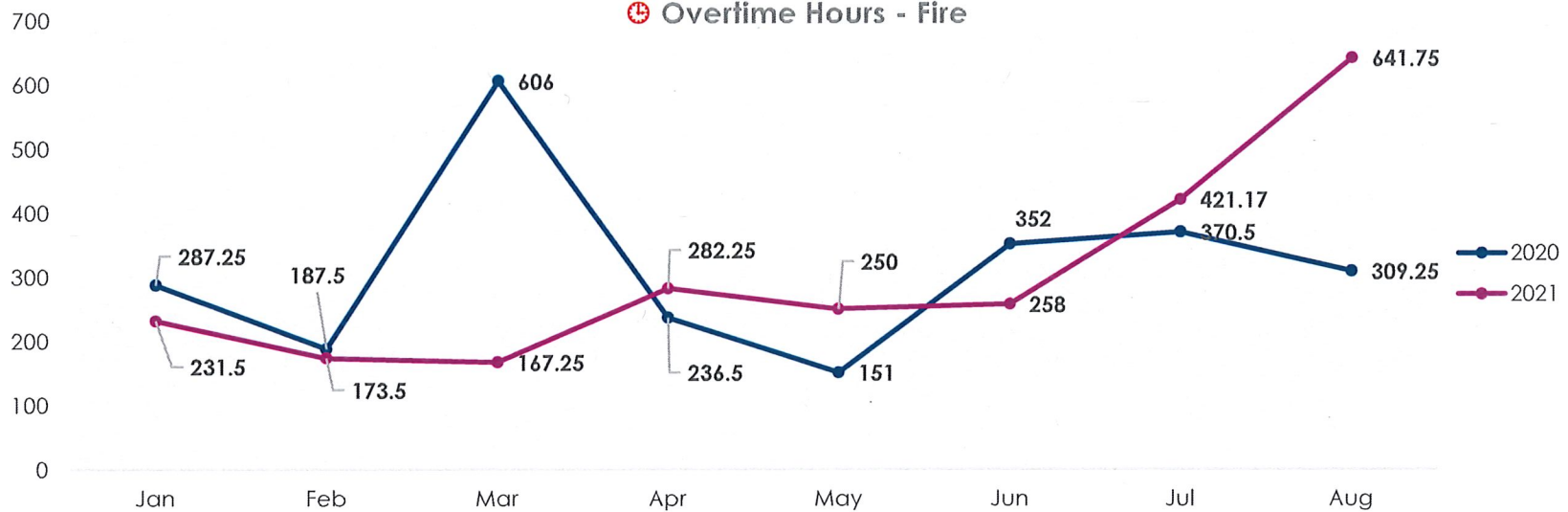
■ 2020 ■ 2021



🕒 Overtime Hours - Police



🕒 Overtime Hours - Fire





Monthly Report August 2021



Fire Prevention/Inspection:

Hydrant testing suspended due to heat
 Inspections suspended due to COVID-19
 Hydrostatic test Lynden Door
 Alarm system inspection LSD & LC
 Inspection 655 Front St.
 Annual test for hose and ladders

Public Education/Community:

All activities suspended

Emergency Operations:

Duty Officer 8/10 – 16, 8/31 – 9/6

Response Data:

Average Turnout Time = 1:39
Average Response Time = 6:01
 Average Time on Scene = 22:15
 Average Transport Time = 25:31
 Average at Hospital Time = 13:20

Total Calls: 205

EMS = 168 (82%)
 Transports = 47
 Overlapping Calls = 75 (37%)
 Aid Given = 26
 Aid Received = 12 (3 no LFD available)
 COVID Watch List = 13

Total Training Hours: 36

Overtime Hours: 643

Volunteer Hours: 202



Kids splash day



Stryker Power Load System installed in 2 ambulances



Northwood kitchen fire



Station progress



Front & 19th rollover




Master stream evolution



Fire in parking area for WWF



WWF balloon exhibit



COVID-19 Rapid self-test, results in 15-min



Annual Fire Situation Report - Summary

Basic Incident Type Code And Description (FD1.21)	Total Fires
100 - Fire, other	1
111 - Building fire	1
143 - Grass fire	1
1431 - Bark Fire	1
311 - Medical assist, assist EMS crew	1
321 - EMS call, excluding vehicle accident with injury	1
322 - Motor vehicle accident with injuries	158
323 - Motor vehicle/pedestrian accident (MV Ped)	5
324 - Motor vehicle accident with no injuries.	2
441 - Heat from short circuit (wiring), defective/worn	2
500 - Service call, other	1
5311 - Odor Investigation, other than Smoke	1
553 - Public service	1
611 - Dispatched and cancelled en route	1
622 - No incident found on arrival at dispatch address	17
700 - False alarm or false call, other	7
731 - Sprinkler activation due to malfunction	1
736 - CO detector activation due to malfunction	1
746 - Carbon monoxide detector activation, no CO	1
	Total: 205

Aggregate Function Criteria

Total Fires: Is Greater Than 0



Incident Complaint Reported By Dispatch (eDispatch.01)	Number of Runs	Percent of Total Runs
Sick Person	29	19.08%
Falls	22	14.47%
Breathing Problem	14	9.21%
Unconscious/Fainting/Near-Fainting	13	8.55%
Chest Pain (Non-Traumatic)	12	7.89%
Traumatic Injury	12	7.89%
Traffic/Transportation Incident	9	5.92%
Convulsions/Seizure	6	3.95%
Overdose/Poisoning/Ingestion	5	3.29%
Allergic Reaction/Stings	4	2.63%
Abdominal Pain/Problems	3	1.97%
Back Pain (Non-Traumatic)	3	1.97%
Hemorrhage/Laceration	3	1.97%
Psychiatric Problem/Abnormal Behavior/Suicide Attempt	3	1.97%
Transfer/Interfacility/Palliative Care	3	1.97%
Unknown Problem/Person Down	3	1.97%
Assault	2	1.32%
Heart Problems/AICD	2	1.32%
Diabetic Problem	1	0.66%
Fire/Non-EMS	1	0.66%
Headache	1	0.66%
Stroke/CVA	1	0.66%
Total:	152	Total: 100.00%

Report Filters

Incident Date: is between '8/1/2021' and '8/31/2021'

Agency Name (Dagency.03): is in 'Lynden Fire Department'

Response Ems Shift (Iresponse.005): is in 'A Shift, B Shift, C Shift'

Response Type Of Service Requested (Eresponse.05): is in '911 Response (Scene)'



LYNDEN POLICE DEPARTMENT

Criminal and Other Activity

Top 10

June - August 2021

	Jun	Jul	Aug
Assault	6	6	10
Burglary (Residential)	1	2	1
Crimes Against Person	2	2	5
Domestic Violence	9	6	6
Drug Offenses	1	2	0
DUI	0	1	0
Sex Crime Reports	3	1	3
Theft	6	11	15
Traffic Accidents	9	6	12
Vehicle Prowls	4	6	8
Other Reportable Calls	78	88	108
Non-Reportable Calls	578	543	539



LYNDEN POLICE DEPARTMENT

Criminal and Other Activity

2021

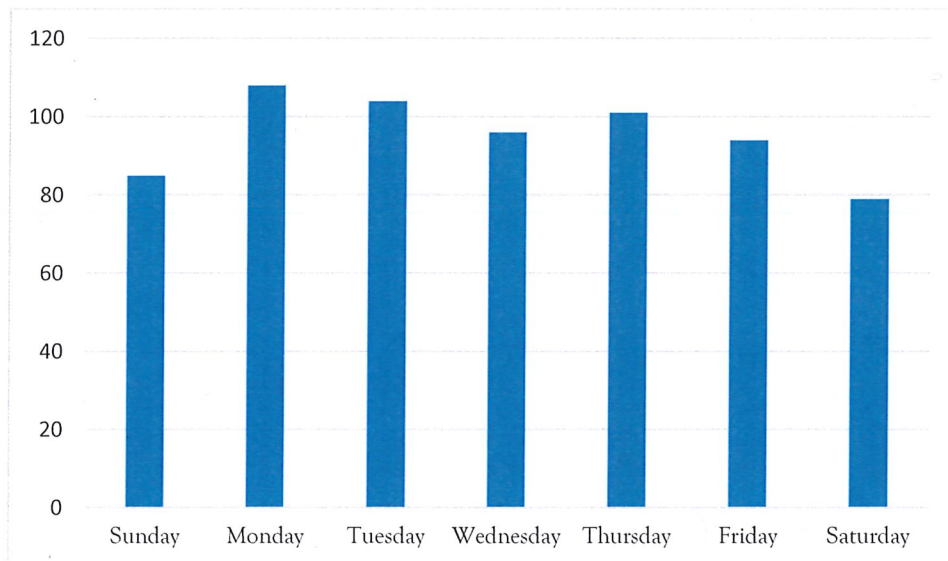
	<i>Jan</i>	<i>Feb</i>	<i>Mar</i>	<i>Apr</i>	<i>May</i>	<i>Jun</i>	<i>Jul</i>	<i>Aug</i>	<i>Sep</i>	<i>Oct</i>	<i>Nov</i>	<i>Dec</i>	<i>Totals</i>
Alcohol Offenses	0	1	2	0	0	0	0	0					3
Assault (Felony)	0	1	1	0	0	0	1	0					3
Assault (Misdemeanor)	5	0	6	5	3	6	5	10					40
Auto Theft	1	0	0	0	0	0	0	1					2
Burglary (Residential)	1	2	2	1	2	1	2	1					12
Crimes Against Person	1	1	1	1	1	2	2	5					14
Crimes Against Property	2	10	9	3	2	4	1	6					37
Domestic Violence	10	6	9	5	10	9	6	6					61
Drug Offenses	2	3	0	1	0	1	2	0					9
DUI	0	4	3	1	0	0	1	0					9
Malicious Mischief	1	1	11	2	3	1	6	6					31
Public Order Maintenance	12	14	13	24	13	11	16	10					113
Robbery	0	0	0	0	1	0	0	0					1
Service Calls	35	44	57	55	49	40	52	44					376
Sex Crime Reports	2	0	0	1	2	3	1	3					12
Theft	9	17	15	15	12	6	11	15					100
Traffic Accidents	3	8	8	5	10	9	6	12					61
Traffic Offenses/Complain	18	36	41	28	16	16	12	29					196
Vehicle Prowls	0	11	6	7	1	4	6	8					43
All Others	6	8	8	10	10	6	1	12					61
Non-Reportable Calls	418	400	455	426	447	578	543	539					3806



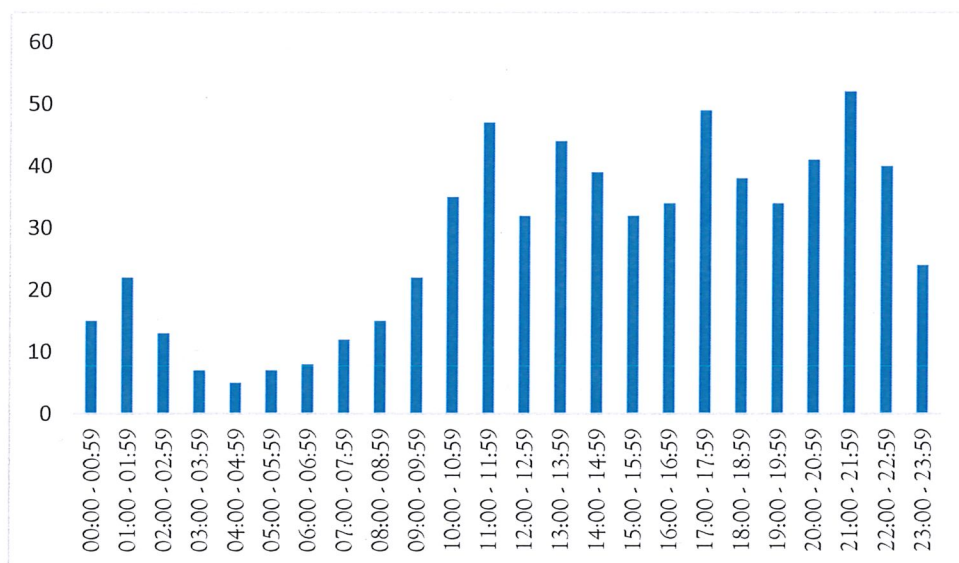
LYNDEN POLICE DEPARTMENT

August 2021

Calls by Day of the Week



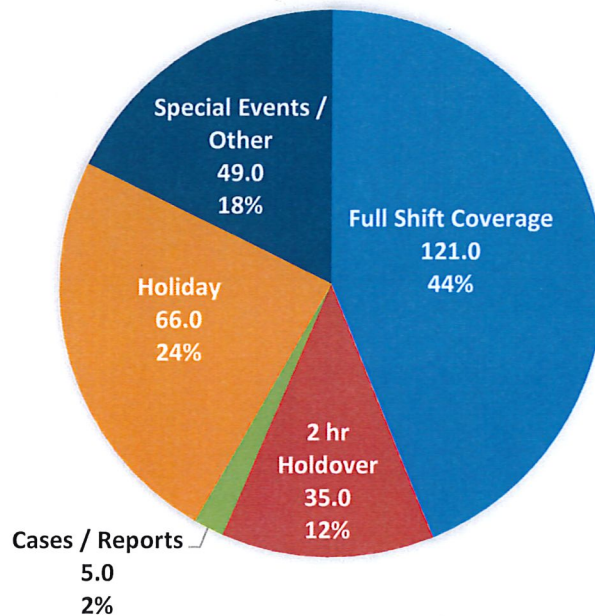
Calls by Hour



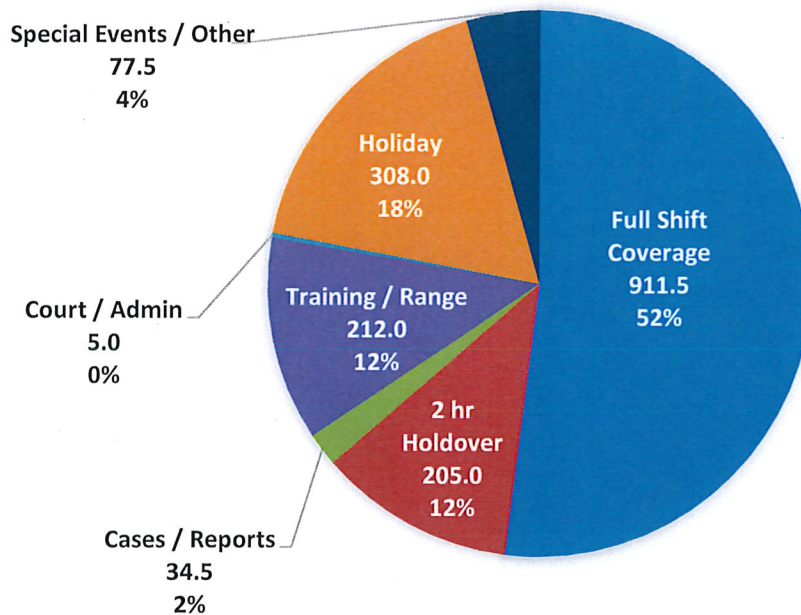


LYNDEN POLICE DEPARTMENT

July 2021 Overtime Hours (276)



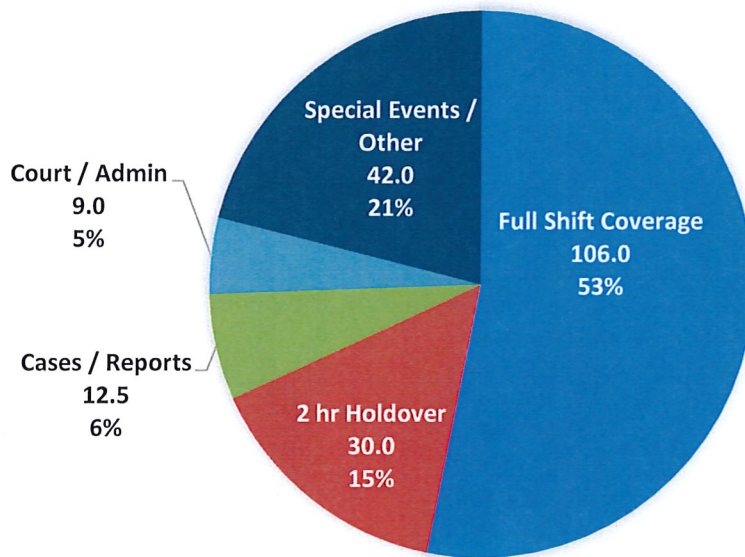
Year to Date 2021 Overtime Hours



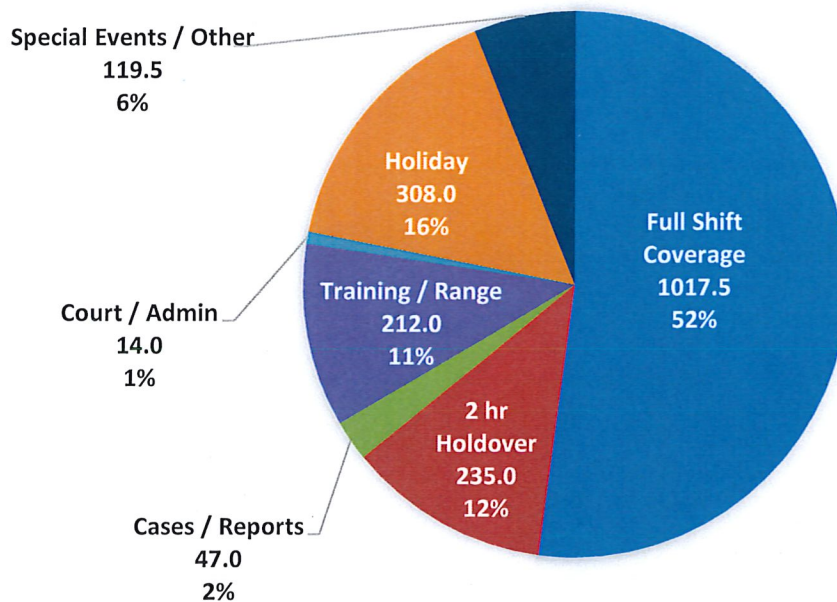


LYNDEN POLICE DEPARTMENT

August 2021 Overtime Hours (199.5)



Year to Date 2021 Overtime Hours





LYNDEN POLICE DEPARTMENT

Criminal and Other Activity

2019 - 2021

	January			February			March			April			May			June			July			August			September			October			November			December			TOTALS		
	2019	2020	2021	2019	2020	2021	2019	2020	2021	2019	2020	2021	2019	2020	2021	2019	2020	2021	2019	2020	2021	2019	2020	2021	2019	2020	2021	2019	2020	2021	2019	2020	2021	2019	2020	2021			
Alcohol Offenses	0	1	0	0	0	1	0	2	2	0	1	0	1	0	0	1	1	0	0	0	0	0	0	0	0	0	2	0		0	0		0	1		4	6		
Assault (Felony)	2	0	0	0	1	1	0	0	1	0	0	0	2	0	0	0	0	0	1	0	1	0	0	0	1	0	1	1		0	1		0	1		7	4		
Assault (Misdemeanor)	1	0	5	3	6	0	6	3	6	4	1	5	4	5	3	2	3	6	2	5	5	3	4	10	2	5	2	3		2	1		2	2		33	38		
Auto Theft	0	0	1	0	0	0	0	0	0	0	1	0	1	1	0	0	0	0	0	0	0	0	0	1	0	3		0	1		0	0		1	7				
Burglary (Residential)	1	0	1	1	6	2	2	6	2	1	2	1	1	2	2	1	2	1	3	3	2	2	4	1	2	2	4	0		3	3		3	2		24	32		
Crimes Against Person	5	1	1	2	2	1	2	1	1	1	1	1	3	1	1	7	5	2	1	3	2	2	2	5	0	0		0	4		1	2		1	2		25	24	
Crimes Against Property	8	1	2	6	1	10	2	4	9	2	0	3	5	2	2	3	3	4	2	5	1	0	3	6	2	2	5	5		5	3		1	4		41	33		
Domestic Violence	8	9	10	3	5	6	5	11	9	2	7	5	6	5	10	5	6	9	4	4	6	8	4	6	4	6	6	2		5	7		5	4		61	70		
Drug Offenses	3	2	2	2	0	3	1	1	0	3	0	1	2	1	0	3	1	1	1	0	2	2	1	0	1	1		1	0		1	1		1	1		21	9	
DUI	1	1	0	1	6	4	0	2	3	1	3	1	3	2	0	3	3	0	4	2	1	7	5	0	5	0	3	1		6	1		6	0		40	26		
Malicious Mischief	2	3	1	5	10	1	4	1	11	1	1	2	2	4	3	4	9	1	2	5	6	4	6	6	17	2	7	7		1	6		2	12		51	66		
Public Order Maintenance	15	6	12	9	8	14	14	7	13	13	16	24	13	8	13	13	7	11	20	9	16	7	17	10	12	5	10	7		12	4		6	11		144	105		
Robbery	0	0	0	0	0	0	0	0	0	0	0	0	0	0	1	0	0	0	0	0	0	0	0	0	0	0	0		0	0		0	0		0	0			
Service Calls	46	38	35	53	46	44	51	79	57	59	37	55	67	51	49	52	37	40	64	58	52	52	43	44	65	48	69	35		65	18		59	32		702	522		
Sex Crime Reports	0	1	2	0	2	0	3	0	0	1	1	1	0	1	2	1	1	3	3	2	1	2	1	3	1	0	3	6		0	0		2	1		16	16		
Theft	24	9	9	12	7	17	13	15	15	13	7	15	9	60	12	17	21	6	8	17	11	12	16	15	12	15	12	13		7	6		12	11		151	197		
Traffic Accidents	5	9	3	7	4	8	10	6	8	6	3	5	12	8	10	10	9	9	10	5	6	17	8	12	11	4	10	5		5	5		4	4		107	70		
Traffic Offenses/Complain	25	28	18	22	23	36	33	16	41	31	18	28	36	13	16	31	21	16	42	19	12	37	29	29	29	27	22	23		22	23		25	21		355	261		
Vehicle Prowls	1	3	0	2	3	11	3	12	6	3	4	7	4	1	1	2	1	4	12	5	6	9	6	8	32	2	17	0		3	1		13	3		101	41		
All Others	3	6	6	4	4	8	7	5	8	6	3	10	10	8	10	4	9	6	5	3	1	7	4	12	6	6	5	7		4	9		2	6		63	70		
Non-Reportable Calls	454	458	418	477	534	400	593	454	455	554	313	426	638	413	447	592	438	578	672	557	543	616	560	539	521	574	527	544		474	465		554	482		6672	5792		