

CITY OF LYNDEN

POLICE DEPARTMENT

Steve Taylor, Police Chief

(360) 354-2828



Public Safety Committee Meeting - 08/08/2024 Agenda

Police Department - 203 19th Street

4:00 PM August 08, 2024

Call to Order

Roll Call

Approval of Minutes

Items from the Audience

Scheduled

Unscheduled (20 Minutes)

Audience members may address the Committee on any issue other than those scheduled for a public hearing or those on which the public hearing has been closed. Prior to commenting please state your name, address, and topic. Please keep comments under 4 minutes.

Committee Items

1. Neighborhood Electric Vehicles - Discussion

Fire Department Items

2. LFD July 2024 Report
2025 Budget Requests

Police Department Items

3. Public Safety Stats - July 2024
2025 Budget Requests
Staffing Updates

Added Items

Adjournment

RCW 46.61.723 Medium-speed electric vehicles. (1) Except as provided in subsection (3) of this section, a person may operate a medium-speed electric vehicle upon a highway of this state having a speed limit of thirty-five miles per hour or less, or forty-five miles per hour or less as provided in subsection (4) of this section, if:

(a) The person does not operate a medium-speed electric vehicle upon state highways that are listed in chapter 47.17 RCW along segments where the posted speed limit exceeds thirty miles per hour;

(b) The person does not operate a medium-speed electric vehicle upon a highway of this state without first having obtained and having in full force and effect a current and proper vehicle registration and display vehicle license plates in compliance with chapter 46.16A RCW. The department must track medium-speed electric vehicles in a separate registration category for reporting purposes;

(c) The person does not operate a medium-speed electric vehicle upon a highway of this state without first obtaining a valid driver's license issued to Washington residents in compliance with chapter 46.20 RCW;

(d) The person does not operate a medium-speed electric vehicle subject to registration under chapter 46.16A RCW on a highway of this state unless the person is insured under a motor vehicle liability policy in compliance with chapter 46.30 RCW; and

(e) The person operating a medium-speed electric vehicle does not cross a roadway with a speed limit in excess of thirty-five miles per hour, or forty-five miles per hour as provided in subsection (4) of this section, unless the crossing begins and ends on a roadway with a speed limit of thirty-five miles per hour or less, or forty-five miles per hour or less as provided in subsection (4) of this section, and occurs at an intersection of approximately ninety degrees, except that the operator of a medium-speed electric vehicle must not cross an uncontrolled intersection of streets and highways that are part of the state highway system subject to Title 47 RCW unless that intersection has been authorized by local authorities under subsection (3) of this section.

(2) Any person who violates this section commits a traffic infraction.

(3) This section does not prevent local authorities, with respect to streets and highways under their jurisdiction and within the reasonable exercise of their police power, from regulating the operation of medium-speed electric vehicles on streets and highways under their jurisdiction by resolution or ordinance of the governing body, if the regulation is consistent with this title, except that:

(a) Local authorities may not authorize the operation of medium-speed electric vehicles on streets and highways that are part of the state highway system subject to Title 47 RCW along segments where the posted speed limit exceeds thirty miles per hour;

(b) Local authorities may not prohibit the operation of medium-speed electric vehicles upon highways of this state having a speed limit of thirty-five miles per hour or less; and

(c) Local authorities may not establish requirements for the registration of medium-speed electric vehicles.

(4) In counties consisting of islands whose only connection to the mainland are ferry routes, a person may operate a medium-speed electric vehicle upon a highway of this state having a speed limit of forty-five miles per hour or less. A person operating a medium-speed electric vehicle as authorized under this subsection must not cross a roadway with a speed limit in excess of forty-five miles per hour,

unless the crossing begins and ends on a roadway with a speed limit of forty-five miles per hour or less and occurs at an intersection of approximately ninety degrees, except that the operator of a medium-speed electric vehicle must not cross an uncontrolled intersection of streets and highways that are part of the state highway system subject to Title 47 RCW unless that intersection has been authorized by local authorities under subsection (3) of this section.

(5) Accidents must be recorded and tracked in compliance with chapter 46.52 RCW. An accident report must indicate and be tracked separately when any of the vehicles involved are a medium-speed electric vehicle. [2016 c 17 s 1; 2011 c 171 s 82; 2010 c 144 s 2; 2007 c 510 s 3.]

Effective date—2016 c 17: "This act is necessary for the immediate preservation of the public peace, health, or safety, or support of the state government and its existing public institutions, and takes effect April 1, 2016." [2016 c 17 s 3.]

Intent—Effective date—2011 c 171: See notes following RCW 4.24.210.

Effective date—2007 c 510: See note following RCW 46.04.320.

RCW 46.61.725 Neighborhood electric vehicles. (1) Absent prohibition by local authorities authorized under this section and except as prohibited elsewhere in this section, a person may operate a neighborhood electric vehicle upon a highway of this state having a speed limit of thirty-five miles per hour or less, or forty-five miles per hour or less as provided in subsection (4) of this section, if:

(a) The person does not operate a neighborhood electric vehicle upon state highways that are listed in chapter 47.17 RCW along segments where the posted speed limit exceeds thirty miles per hour;

(b) The person does not operate a neighborhood electric vehicle upon a highway of this state without first having obtained and having in full force and effect a current and proper vehicle registration and display vehicle license plates in compliance with chapter 46.16A RCW. The department must track neighborhood electric vehicles in a separate registration category for reporting purposes;

(c) The person does not operate a neighborhood electric vehicle upon a highway of this state without first obtaining a valid driver's license issued to Washington residents in compliance with chapter 46.20 RCW;

(d) The person does not operate a neighborhood electric vehicle subject to registration under chapter 46.16A RCW on a highway of this state unless the person is insured under a motor vehicle liability policy in compliance with chapter 46.30 RCW; and

(e) The person operating a neighborhood electric vehicle does not cross a roadway with a speed limit in excess of thirty-five miles per hour, or forty-five miles per hour as provided in subsection (4) of this section, unless the crossing begins and ends on a roadway with a speed limit of thirty-five miles per hour or less, or forty-five miles per hour or less as provided in subsection (4) of this section, and occurs at an intersection of approximately ninety degrees, except that the operator of a neighborhood electric vehicle must not cross an uncontrolled intersection of streets and highways that are part of the state highway system subject to Title 47 RCW unless that intersection has been authorized by local authorities provided elsewhere in this section.

(2) Any person who violates this section commits a traffic infraction.

(3) This section does not prevent local authorities, with respect to streets and highways under their jurisdiction and within the reasonable exercise of their police power, from regulating the operation of neighborhood electric vehicles on streets and highways under their jurisdiction by resolution or ordinance of the governing body, if the regulation is consistent with the provisions of this title, except that:

(a) Local authorities may not authorize the operation of neighborhood electric vehicles on streets and highways that are part of the state highway system subject to the provisions of Title 47 RCW along segments where the posted speed limit exceeds thirty miles per hour;

(b) Local authorities may not prohibit the operation of neighborhood electric vehicles upon highways of this state having a speed limit of twenty-five miles per hour or less; and

(c) Local authorities are prohibited from establishing any requirements for the registration of neighborhood electric vehicles.

(4) In counties consisting of islands whose only connection to the mainland are ferry routes, a person may operate a neighborhood electric vehicle upon a highway of this state having a speed limit of

forty-five miles per hour or less. A person operating a neighborhood electric vehicle as authorized under this subsection must not cross a roadway with a speed limit in excess of forty-five miles per hour, unless the crossing begins and ends on a roadway with a speed limit of forty-five miles per hour or less and occurs at an intersection of approximately ninety degrees, except that the operator of a neighborhood electric vehicle must not cross an uncontrolled intersection of streets and highways that are part of the state highway system subject to Title 47 RCW unless that intersection has been authorized by local authorities under subsection (3) of this section.

(5) Accidents must be recorded and tracked in compliance with chapter 46.52 RCW. An accident report must indicate and be tracked separately when any of the vehicles involved are a neighborhood electric vehicle. [2016 c 17 s 2; 2011 c 171 s 83; 2010 c 144 s 3; 2003 c 353 s 3.]

Effective date—2016 c 17: See note following RCW 46.61.723.

Intent—Effective date—2011 c 171: See notes following RCW 4.24.210.

Effective date—2003 c 353: See note following RCW 46.04.320.



Photo from July 2002

Monthly Report

July 2024



Fire Prevention/Inspection:

7/1 Hydro test Lynden Commons
 7/3 Hydro test Lynden Commons
 7/3 Commercial walkthrough 3rd & Grover
 7/10 Alarm final SpeedPro
 7/11 Hood final SpeedPro
 7/22 PT FF interviews
 7/23 Hood final On Rice
 7/26 Hydro test Towns Edge



Splash Day Schoolyard Park July 12th

Public Education/Community:

7/13 EMT Ride-along
 7/20 EMT Ride-along
 7/21 EMT Ride-along
 7/27 Airport Open House
 7/27 Storytime with a FF Village Books

Emergency Operations:

AC Watson On-Call 7/2 – 8, 7/16 – 22
 Chief Billmire On-Call 7/9 – 15, 7/23 – 29
 7/19 Fire Chief application review
 7/27 Pagers programmed for B75
 7/31 Wellness Poker Walk
 7/31 Fire Chief virtual interviews

Emergency Responses:

EMS = 166 (154) 74%
 Overlapping Calls = 88 (70) 39%
 Aid Given = 24 (16)
 Aid Received = 10 (6) (4 for no LFD)
 Transports = 38 (43)

Total Calls 223 (192)

Average Turnout Time = 1:30 (1:21)
Average Response Time = 4:39 (4:29)
 Average Time on Scene = 18:19 (17:59)
 Average Transport Time = 28:30 (28:21)
 Average at Hospital Time = 27:45 (25:39)



Annual Fire Situation Report - Summary

Basic Incident Type Code And Description (FD1.21)	Total Fires
	2
100 - Fire, other	2
111 - Building fire	1
131 - Passenger vehicle fire	1
138 - Off-road vehicle or heavy equipment fire	1
141 - Forest, woods or wildland fire	2
143 - Grass fire	1
151 - Outside rubbish, trash or waste fire	1
160 - Special outside fire, other	1
300 - Rescue, EMS incident, other	1
321 - EMS call, excluding vehicle accident with injury	166
322 - Motor vehicle accident with injuries	4
324 - Motor vehicle accident with no injuries.	8
350 - Extrication, rescue, other	1
411 - Gasoline or other flammable liquid spill	1
423 - Refrigeration leak	1
5311 - Odor Investigation, other than Smoke	1
550 - Public service assistance, other	1
553 - Public service	2
561 - Unauthorized burning	2
611 - Dispatched and cancelled en route	14
622 - No incident found on arrival at dispatch address	1
631 - Authorized controlled burning	1
700 - False alarm or false call, other	4
7101 - Malicious, mischievous/false alarm	1
733 - Smoke detector activation due to malfunction	1
911 - Citizen complaint	1
Total: 223	

Aggregate Function Criteria

Total Fires: Is Greater Than 0

Report Filters

Basic Incident Date Time: is between '7/1/2024' and '7/31/2024'

Agency Name: is in 'Lynden Fire Department'



LYNDEN POLICE DEPARTMENT

Criminal and Other Activity

Top 10

May - July 2024

	May	June	July
Assault	4	5	9
Burglary (Residential)	2	1	1
Crimes Against Person	3	5	4
Domestic Violence	10	16	8
Drug Offenses	3	1	0
DUI	3	5	6
Sex Crime Reports	4	1	1
Theft	10	10	10
Traffic Collisions	8	5	19
Vehicle Prowls	2	0	1
Other Reportable Calls	137	120	131
Non-Reportable Calls	579	486	625



LYNDEN POLICE DEPARTMENT

Criminal and Other Activity

2024

	<i>Jan</i>	<i>Feb</i>	<i>Mar</i>	<i>Apr</i>	<i>May</i>	<i>Jun</i>	<i>Jul</i>	<i>Aug</i>	<i>Sep</i>	<i>Oct</i>	<i>Nov</i>	<i>Dec</i>	<i>Totals</i>
Alcohol Offenses	0	0	0	0	0	0	1						1
Assault (Felony)	1	2	1	3	0	0	1						8
Assault (Misdemeanor)	8	10	10	5	4	5	8						50
Auto Theft	0	1	0	0	1	1	0						3
Burglary (Residential)	3	2	0	1	2	1	1						10
Crimes Against Person	4	6	2	5	3	5	4						29
Crimes Against Property	5	15	3	4	6	5	3						41
Domestic Violence	4	4	7	9	10	16	8						58
Drug Offenses	2	1	1	1	3	1	0						9
DUI	3	6	3	2	3	5	6						28
Malicious Mischief	2	6	17	6	2	3	7						43
Public Order Maintenance	22	19	18	14	18	13	15						119
Robbery	1	0	0	0	0	0	0						1
Service Calls	51	53	100	95	62	62	69						492
Sex Crime Reports	2	1	3	1	4	2	1						14
Theft	8	10	5	14	10	10	10						67
Traffic Collisions	3	8	10	7	8	6	19						61
Traffic Offenses/Complain	26	23	21	29	42	28	24						193
Vehicle Prowls	3	1	3	2	2	0	1						12
All Others	3	3	7	3	6	9	12						43
Non-Reportable Calls	594	516	586	488	579	484	625						3872
Total Calls	745	687	797	689	765	656	815	0	0	0	0	0	5153



LYNDEN POLICE DEPARTMENT

Criminal and Other Activity

2022 - 2024

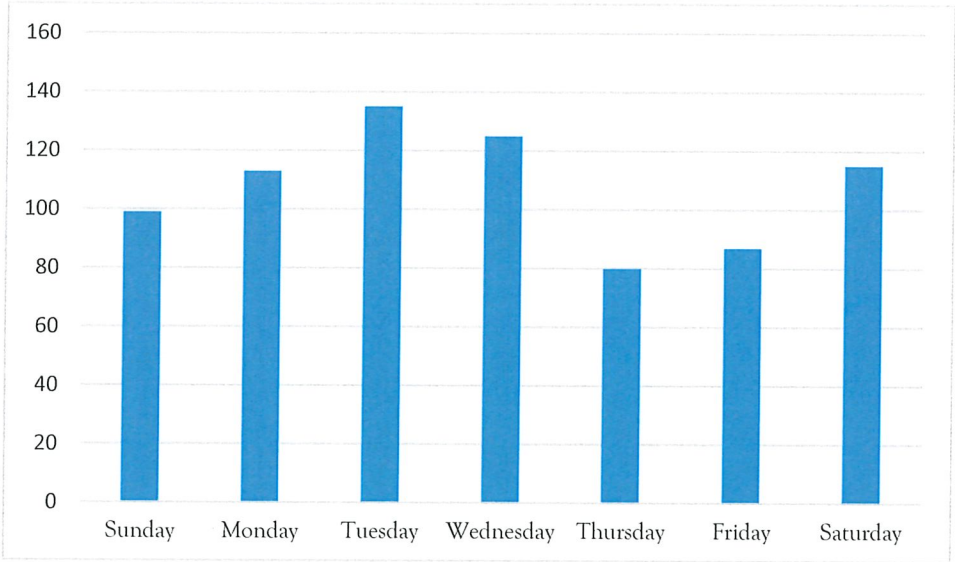
	January		February		March		April		May		June		July		August		September		October		November		December		TOTALS														
	2022	2023	2022	2023	2022	2023	2022	2023	2022	2023	2022	2023	2022	2023	2022	2023	2022	2023	2022	2023	2022	2023	2022	2023	2022	2023	2024												
Alcohol Offenses	0	0	0	0	0	0	0	2	0	0	0	0	0	0	1	0	1	0	0	1	0	0	2	0		3	5	1											
Assault (Felony)	0	0	1	2	3	2	1	3	0	2	0	1	0	0	1	4	1	0	1	0	2	1	0	0	0	10	13	8											
Assault (Misdemeanor)	3	9	8	5	4	10	9	8	10	6	12	5	4	14	4	6	5	1	10	8	2	6	3	16	6	11	57	117	50										
Auto Theft	0	0	0	0	2	1	1	1	0	1	0	1	0	1	0	0	0	0	0	2	0	0	0	0		5	4	3											
Burglary (Residential)	5	2	3	0	0	2	2	0	0	1	3	2	2	5	0	1	3	1	1	3	1	3	2	2	1	3	26	21	10										
Crimes Against Person	0	1	4	2	4	6	3	5	2	7	3	2	1	5	1	6	4	4	3	2	3	2	2		0	3	21	41	29										
Crimes Against Property	2	2	5	6	6	15	17	3	3	5	3	4	2	3	6	5	2	5	3	5	3	6	5	7	3	4	66	41	41										
Domestic Violence	6	5	4	4	10	4	5	6	7	5	6	9	1	7	10	5	6	16	10	9	8	6	4	12	5	8	68	95	58										
Drug Offenses	1	1	2	0	0	1	1	1	1	1	0	1	1	3	2	0	1	0	0	0	1	1	1	1	2	10	8	9											
DUI	0	2	3	1	1	6	3	7	3	0	5	2	0	1	3	6	5	5	2	4	6	7	4				27	59	28										
Malicious Mischief	3	9	2	5	4	6	12	7	17	5	6	6	12	6	2	6	3	5	5	7	9	6	9	4	2	3	74	117	43										
Public Order Maintenance	6	13	22	8	20	19	12	9	18	12	18	14	17	12	18	7	25	13	20	20	15	12	19	16	18	12	19	148	190	119									
Robbery	1	0	1	0	0	0	0	1	0	0	0	1	0	0	0	0	0	0	0	0	0	0	0	14		2	17	1											
Service Calls	33	49	51	38	78	53	45	57	100	61	44	95	38	57	62	39	77	62	40	91	69	47	62	48	60	47	63	519	678	492									
Sex Crime Reports	1	1	2	1	0	1	1	2	3	1	2	3	0	1	2	1	1	2	1	3	0	1	1	3	0	64	14	81	13										
Theft	24	17	8	22	17	10	28	16	5	15	12	14	27	13	10	15	12	10	16	13	10	31	22	21	12	14	7	238	156	67									
Traffic Collisions	8	15	3	8	4	8	6	8	10	9	10	7	5	10	7	5	5	6	10	9	19	9	11	11	7	12	11	20	15	13	24	116	129	60					
Traffic Offenses/Complain	19	20	26	22	22	23	46	25	21	36	13	29	21	21	42	18	23	28	20	31	24	33	34	28	24	19	20	8	27	16	12	286	272	193					
Vehicle Prowls	4	2	3	2	0	1	7	2	3	2	0	2	2	6	2	6	1	0	8	2	1	5	0	4	2	3	1		4	0	0	33	47	49	12				
All Others	7	4	3	3	10	3	9	5	7	9	14	3	12	6	6	8	7	9	7	5	12	9	14	7	12	10	7		7	7	5	0	93	91	43				
Non-Reportable Calls	506	745	594	474	556	516	524	551	586	629	602	488	694	581	581	680	670	484	678	612	625	756	672	592	587	656	559		582	517	679	660	7450	7312	3874				
Total Calls	629	897	745	603	741	687	732	717	797	802	758	689	844	753	765	815	847	656	826	826	815	950	875	0	765	760	0	791	730	0	719	675	0	804	917	0	9280	9496	5154



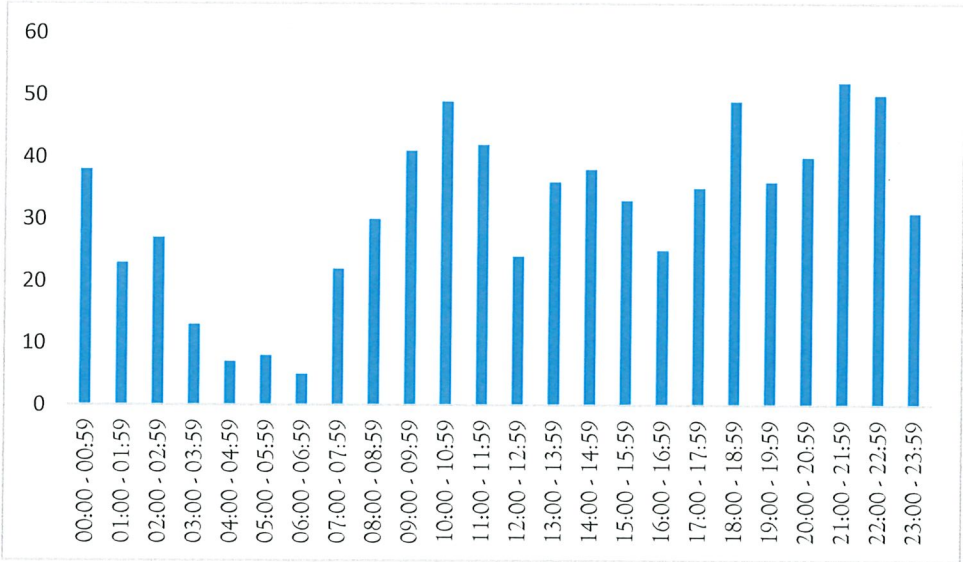
LYNDEN POLICE DEPARTMENT

July 2024

Calls by Day of the Week

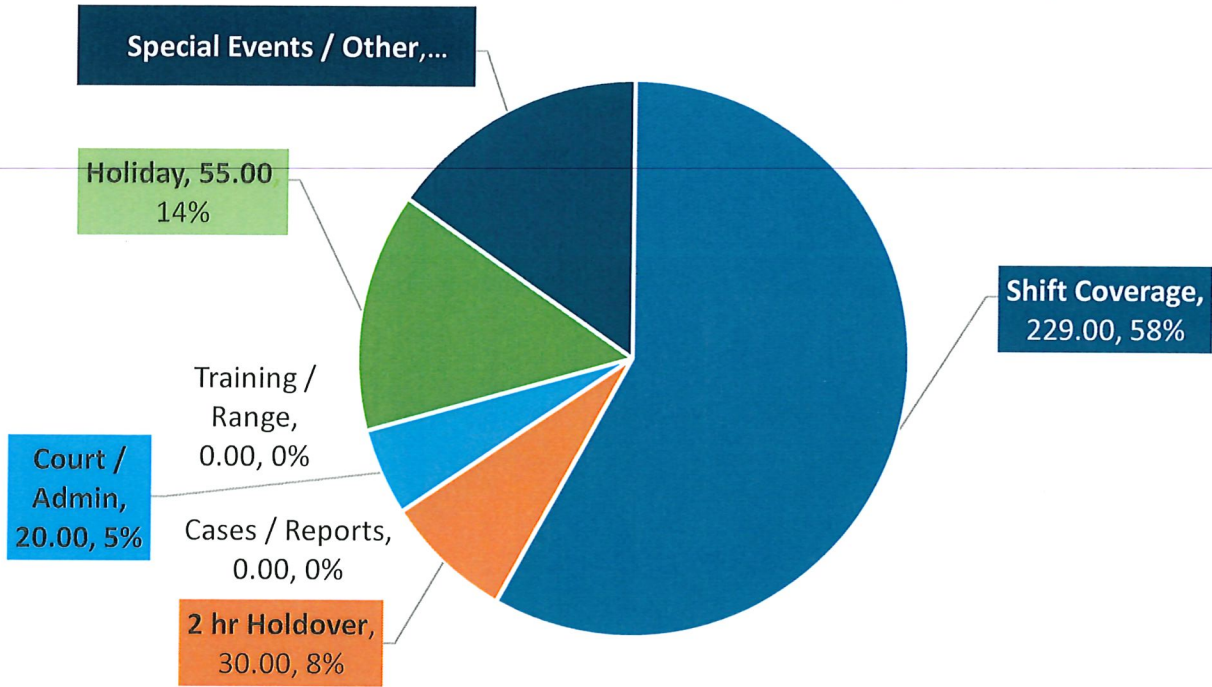


Calls by Hour





July 2024 Overtime Hours (394.5)



Year to Date 2024 Overtime Hours

