

CITY OF LYNDEN

POLICE DEPARTMENT

Steve Taylor, Police Chief
(360) 354-2828



Public Safety Committee Meeting - 12/05/2024 Agenda

Police Department - 203 19th Street
4:00 PM December 05, 2024

Call to Order

Roll Call

1. Committee Members Present:

Others Present:

Committee Members Absent:

Approval of Minutes

[2.](#) November 2024 Meeting Draft Minutes

Items from the Audience

Scheduled

Unscheduled (20 Minutes)

Audience members may address the Committee on any issue other than those scheduled for a public hearing or those on which the public hearing has been closed. Prior to commenting please state your name, address, and topic. Please keep comments under 4 minutes.

Committee Items

Fire Department Items

[3.](#) November 2024-LFD Report

Police Department Items

[4.](#) Public Safety Stats - November 2024

5. Proposed Amendment to Public Camping ordinance

6. Body Worn Camera (BWC) Update

7. NEV/ATV, etc. Description List

Added Items

Adjournment

CITY OF LYNDEN

POLICE DEPARTMENT

Steve Taylor, Police Chief
(360) 354-2828



Public Safety Committee Meeting - 11/07/2024 Minutes

Police Department - 203 19th Street
4:00 PM November 07, 2024

Call to Order: 4:01 pm

Roll Call

Committee Members Present: Chair Mark Wohlrab, Gary Vis and Lee Beld

Others Present: City Administrator John Williams, Fire Chief Michael Noonan, Assistant Fire Chief Kristie Watson, Police Lieutenant Jeremy Bos and Police Support Services Manager Sharon Clark

Approval of Minutes

1. September 2024 Minutes – Approved

Items from the Audience

Scheduled

None Scheduled.

Unscheduled (20 Minutes)

No unscheduled items.

Committee Items

Fire Department Items

3. September and October Reports

Cobblestone Hotel has opened, inspection has been finalized. There was a propane tank inspection at the new gas station on the Guide, there was a disaster drill at the community health care center next to Lynden Manor and there were Blood Pressure Checks at the Lynden Community Center.

EMS responses were up from last month and there were 88 overlapping calls. There were 203 aid calls for the month, down a little from last month. There were 0 fire calls.

Council member Beld inquired about why an engine accompanies an aid car to each call, when the majority of our calls are aid calls. It was explained that when an engine is accompanying aid, and assisting on a call, and another aid call comes in, the engine must return to the station and get the second aid car. It was asked why 2 aid cars don't go to a call and return to the station for the engine. Chief Noonan explained that a fire call has

more threat to real property and life. An aid call is only a threat to a few people and a fire call could affect multiple people.

There were 5 mutual aid calls.

Another scenario for leaving the Fire Department short is if Lynden Fire Department needs to utilize BOTH ambulances to transport patients to the hospital, that will leave the department without ANY staffing, thus relying on our mutual aid partners to respond to Lynden calls.

In the event an ALS unit/Medic unit needs to utilize 3 members of our staff to assist in the rig while they transport a patient to the hospital, that would leave one member of our department available, but unable to cover Lynden calls – still relying on our mutual aid partners to respond to Lynden calls.

The new firetruck is due in December or January. There will need to be training for the new truck and the outfitting of it, so it should be ready to go in February. It is still to be determined as to how the new truck will be staffed.

Police Department Items

4. Public Safety Stats – September and October 2024

There is nothing statistically significant about the monthly totals. For the yearly totals, there will be moderate increases in crimes against person and property, domestic violence, public order maintenance, services calls and traffic complaints. It appears that there will be an increase in calls for the year.

Public Order Maintenance covers suspicious circumstances, trespasses and disorderly conducts.

Overtime hours are down by over half this month. We have scaled back to bare bones, only 2 officers on most of the time.

There are 2 officers in field training right now, Annika is a month in and doing very well. She will probably be field training for 5 months. At the Academy, she was voted the most trustworthy officer. Brady is a week into field training.

Added Items

Body Worn Cameras, the trial period has come to an end. The City came to an impasse with the Union for additional pay when wearing a camera. It was decided that it will be voluntary for an officer to wear one.

It was mentioned by Chair Wohlrab, that it puts the officer(s) and the City at a disadvantage if a camera is not worn. If the issued is pressed and it goes to arbitration, this would cost the City approximately \$20,000 regardless of the outcome. In 2026, there will be an additional cost for the BWC - \$15,000 - \$16,000 per year. An update regarding the BWC will be provided at the next Public Safety Meeting.

Neighborhood Electric Vehicles/UTV's etc., after some discussion, it was decided to bring information regarding the specific types and add this as an agenda item to the next Public Safety Meeting.

Adjournment 4:50 pm

Monthly
Report
Nov. 2024



Fire Prevention/Inspection:

11/7- Flow Test -2123 Lagerway Ci
 11/12- Head Inspection 1584 Main
 11/19- Final Inspection Woods Coffee
 11/21- Alarm Inspection 2nd Chance
 11/21- Annual Inspection Lynden Door
 11/21- Follow up at 1584 Main

Community Outreach:

11/6- Community CPR
 11/7- Car Seat Inspection
 11/22- Car Seat Inspection

Emergency Responses:

EMS =180(167)

Overlapping Calls = 78(88)

Aid Given = 16 (19)

Aid Received = 2 (5)

Transports = 55(36)

Total Calls = 225(203)

Average Turnout Time = 1:50
 (1:40)

Average Response Time= 4:30
 (4:34)

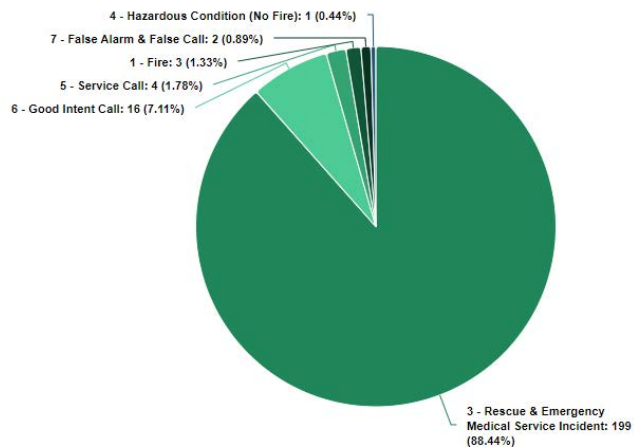
Average Time on Scene = 19:06
 (18:02)

Average Transport Time = 26:31
 (25:00)

Average at Hospital Time = 24:48
 (26:00)

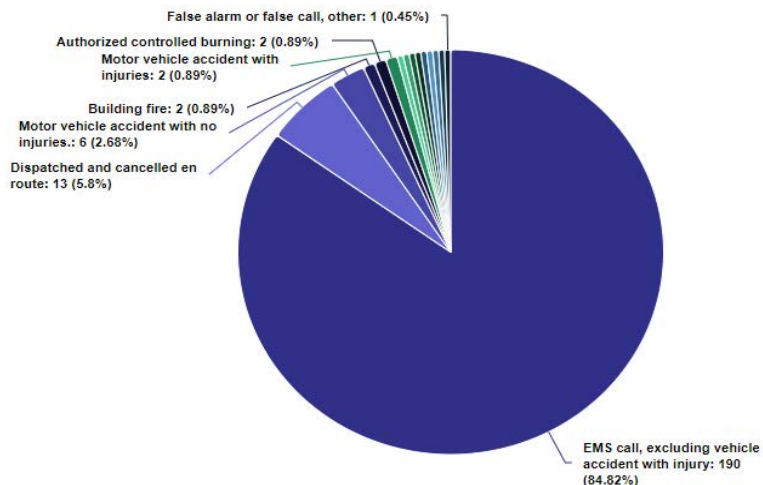
Incident Type Categories

Nov 01, 2024 to Nov 30, 2024



Incident Types (Top 15)

Nov 01, 2024 to Nov 30, 2024



Calls for Service To Date: Up 5.12% from this time last year

Incidents by Category and Month
Jan 01, 2023 12:00 AM to Dec 04, 2024 11:34 AM



Incident Type Category	2024												2024		2023		YTD % Change
	Jan	Feb	Mar	Apr	May	Jun	Jul	Aug	Sep	Oct	Nov	Dec	Grand Total - Current	% of Total Incidents - Current	Grand Total - Previous	% of Total Incidents - Previous	
1 - Fire	6	2	3	3	1	3	10	3	1	4	3	0	39	2.00%	60	3.00%	-35.00%
2 - Overpressure Rupture, Explosion, Overheat (No Fire)	0	0	0	0	0	0	0	0	0	0	0	0	0	0.00%	1	0.00%	-100.00%
3 - Rescue & Emergency Medical Service Incident	176	140	186	176	161	162	180	204	195	172	199	17	1,968	85.00%	1,822	83.00%	8.01%
4 - Hazardous Condition (No Fire)	2	2	1	2	3	3	2	3	0	1	1	0	20	1.00%	28	1.00%	-28.57%
5 - Service Call	17	2	2	1	3	4	6	9	5	2	4	2	57	2.00%	41	2.00%	39.02%
6 - Good Intent Call	22	10	18	11	16	15	17	19	17	21	16	0	182	8.00%	198	9.00%	-8.08%
7 - False Alarm & False Call	10	2	1	7	4	6	7	4	5	2	2	1	51	2.00%	54	2.00%	-5.56%
9 - Special Incident Type	0	0	1	0	0	0	1	0	0	0	0	0	2	0.00%	2	0.00%	0.00%
Grand Total	233	158	212	200	188	193	223	242	223	202	225	20	2,319	100.00%	2,206	100.00%	5.12%



LYNDEN POLICE DEPARTMENT

Criminal and Other Activity

Top 10

September - November 2024

	September	October	November
Assault	4	6	3
Burglary (Residential)	5	2	1
Crimes Against Person	4	1	2
Domestic Violence	11	9	5
Drug Offenses	1	0	1
DUI	2	1	4
Sex Crime Reports	4	1	2
Theft	12	5	6
Traffic Collisions	14	11	8
Vehicle Prowls	1	1	0
Other Reportable Calls	142	133	100
Non-Reportable Calls	571	556	505



LYNDEN POLICE DEPARTMENT

Criminal and Other Activity

2024

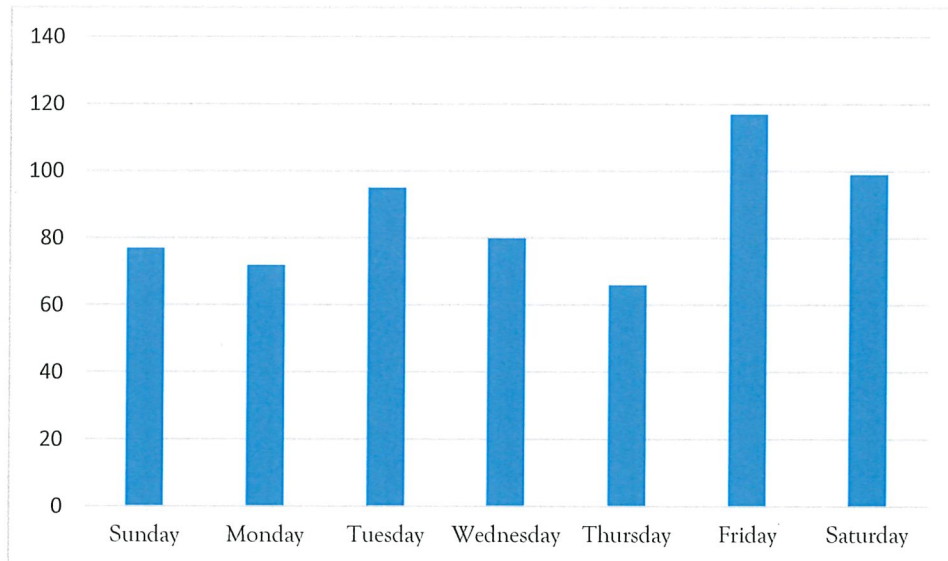
	<i>Jan</i>	<i>Feb</i>	<i>Mar</i>	<i>Apr</i>	<i>May</i>	<i>Jun</i>	<i>Jul</i>	<i>Aug</i>	<i>Sep</i>	<i>Oct</i>	<i>Nov</i>	<i>Dec</i>	<i>Totals</i>
Alcohol Offenses	0	0	0	0	0	0	1	0	1	0	0		2
Assault (Felony)	1	2	1	3	1	0	1	1	0	0	0		10
Assault (Misdemeanor)	8	10	10	5	4	5	8	5	4	6	3		68
Auto Theft	0	1	0	0	1	1	0	0	0	1	1		5
Burglary (Residential)	3	2	0	1	2	1	1	1	5	2	1		19
Crimes Against Person	4	6	2	5	3	6	5	2	4	1	2		40
Crimes Against Property	6	14	4	4	7	5	3	5	8	10	4		70
Domestic Violence	4	4	7	9	10	16	8	7	11	9	5		90
Drug Offenses	2	1	1	1	3	1	0	0	1	1	1		12
DUI	3	6	3	2	3	5	6	2	2	1	4		37
Malicious Mischief	2	6	17	6	2	3	7	4	4	3	5		59
Public Order Maintenance	23	19	18	13	18	14	15	22	19	22	13		196
Robbery	1	0	0	0	0	0	0	1	0	0	0		2
Service Calls	52	53	100	95	62	64	73	72	81	55	49		756
Sex Crime Reports	2	1	3	1	4	4	2	1	4	1	2		25
Theft	8	10	5	14	10	10	11	18	12	5	6		109
Traffic Collisions	3	8	10	7	8	6	19	12	14	11	8		106
Traffic Offenses/Complain	26	23	21	29	42	29	24	29	22	29	22		296
Vehicle Prowls	3	1	3	2	2	0	1	0	1	2	0		15
All Others	3	3	7	3	6	9	12	15	13	13	6		90
Non-Reportable Calls	593	516	586	488	579	483	624	666	569	556	505		6165
Total Calls	747	686	798	688	767	662	821	863	774	728	637	0	8170



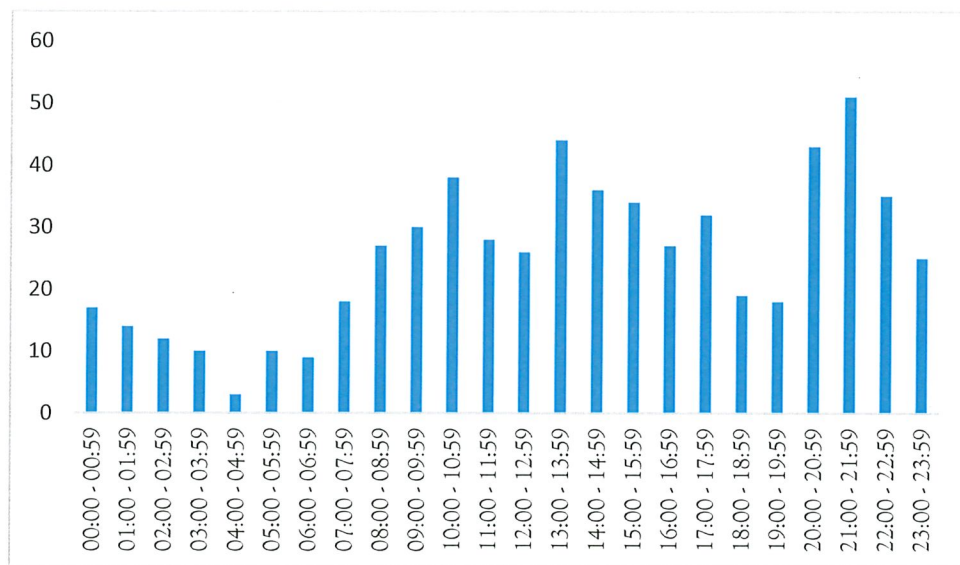
LYNDEN POLICE DEPARTMENT

November 2024

Calls by Day of the Week



Calls by Hour





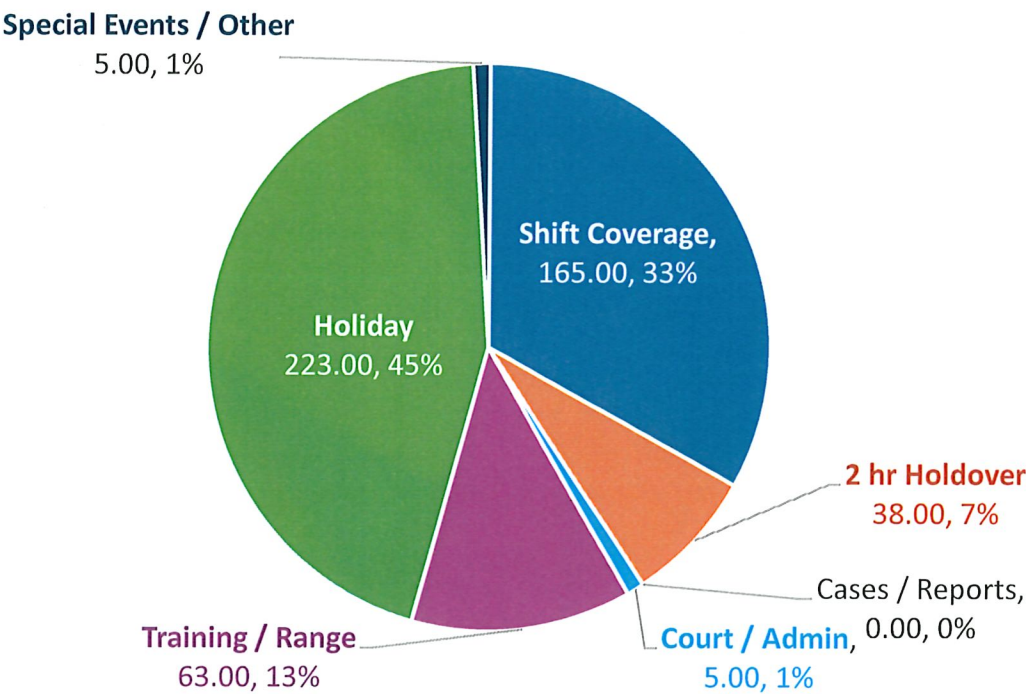
2022-2024

12



LYNDEN POLICE DEPARTMENT

November 2024 Overtime Hours (499)



Year to Date 2024 Overtime Hours

