

CITY OF GREEN COVE SPRINGS CITY COUNCIL SPECIAL SESSION

321 WALNUT STREET, GREEN COVE SPRINGS, FLORIDA
TUESDAY, FEBRUARY 06, 2024 – 5:00 PM



Anyone wishing to address the city council regarding any topic on this agenda is requested to complete a card available at the city clerk's desk. Speakers are respectfully requested to limit their comments to three (3) minutes.

The city council prohibits the use of cell phones and other electronic devices which emit an audible sound during all meetings with the exception of law enforcement, fire and rescue or health care providers on call. Persons in violation may be requested to leave the meeting

AGENDA

Invocation & Pledge of Allegiance to the Flag

Roll Call

Mayor to call on members of the audience wishing to address the Council on matters not on the Agenda.

COUNCIL BUSINESS

1. City Council review and discussion of the 2024 update to the Rate Study for the Water, Wastewater and Reclaimed Water Funds. **Scott Schultz**

Adjournment

The City Council meets the first and third Tuesday of each month beginning at 7:00 p.m., unless otherwise scheduled. Meetings are held in City Hall at 321 Walnut Street. Video and audio recordings of the meetings are available in the City Clerk's Office upon request.

City may take action on any matter during this meeting, including items that are not set forth within this agenda.

Minutes of the City Council meetings can be obtained from the City Clerk's office. The Meetings are usually recorded, but are not transcribed verbatim for the minutes. Persons requiring a verbatim transcript may make arrangements with the City Clerk to duplicate the recordings, if available, or arrange to have a court reporter present at the meeting. The cost of duplication and/or court reporter will be at the expense of the requesting party.

Persons who wish to appeal any decision made by the City Council with respect to any matter considered at this meeting will need a record of the proceedings, and for such purpose may need to ensure that a verbatim record of the proceedings is made, which record includes the testimony and evidence upon which the appeal is based. The City is not responsible if the in-house recording is incomplete for any reason.

ADA NOTICE

In accordance with Section 286.26, Florida Statutes, persons with disabilities needing special accommodations to participate in this meeting should contact the City Clerk's office no later than 5:00 p.m. on the day prior to the meeting.

PUBLIC PARTICIPATION:

Pursuant to Section 286.0114, Florida Statutes, effective October 1, 2013, the public is invited to speak on any "proposition" before a board, commission, council, or appointed committee takes official action regardless of whether the issue is on the Agenda. Certain exemptions for emergencies, ministerial acts, etc. apply. This public participation does not affect the right of a person to be heard as otherwise provided by law.

EXPARTE COMMUNICATIONS

Oral or written exchanges (sometimes referred to as lobbying or information gathering) between a Council Member and others, including staff, where there is a substantive discussion regarding a quasi-judicial decision by the City Council. The exchanges must be disclosed by the City Council so the public may respond to such exchanges before a vote is taken.



STAFF REPORT

CITY OF GREEN COVE SPRINGS, FLORIDA

TO: City Council Special Session **MEETING DATE:** February 6, 2024
FROM: Scott Schultz, Assistant Water Utilities Director
SUBJECT: City Council review and discussion of the 2024 update to the Rate Study for the Water, Wastewater and Reclaimed Water Funds. *Scott Schultz*

BACKGROUND

Staff and Mittauer have completed a comprehensive review of the rates needed to support the operation, maintenance, customer growth and associated capital needs for the Water, Wastewater and Reclaimed Water Funds. A draft rate study is ready for review and discussion. The full documentation is included as part of the agenda package. Staff and Mittauer will have handouts for the council of the summary of the findings to narrow the focus and length of the discussion.

FISCAL IMPACT

Determined by future budgetary actions.

RECOMMENDATION

Participate in the review and discussion of the 2024 update to the Rate Study for the Water, Wastewater and Reclaimed Water Funds.

RATE ANALYSIS FOR REUSE SYSTEM
UTILITY RATE ANALYSIS
CITY OF GREEN COVE SPRINGS
January 2024
Mittauer & Associates, Inc. Project No. 8905-64-1

ESTIMATED ANNUAL EXPENDITURES		Uses same rate increase schedule as Water System							
Rate Increase	6.0%	3.0%	20.0%	20.0%	3.0%	5.0%	5.0%	15.0%	
Population Increase	n/a	n/a	n/a	n/a	n/a	n/a	n/a	n/a	
Commercial Connection Increase	n/a	n/a	n/a	n/a	n/a	n/a	n/a	n/a	
O&M and Transfer Inflation or Annual Increase			2.0%	2.0%	2.0%	2.0%	2.0%	2.0%	
DESCRIPTION	FY '23 AMOUNT	FY '24 AMOUNT	FY '25 AMOUNT	FY '26 AMOUNT	FY '27 AMOUNT	FY '28 AMOUNT	FY '29 AMOUNT	FY '30 AMOUNT	
Operation & Maintenance Costs - Personal Services	\$ -	\$ -	\$ 100,000	\$ 102,000	\$ 104,040	\$ 106,121	\$ 108,243	\$ 110,408	
Operation & Maintenance Costs - Operating Expenses	\$ -	\$ -	\$ 60,000	\$ 61,200	\$ 62,424	\$ 63,672	\$ 64,946	\$ 66,245	
Debt Service (including financing reserves)	\$ -	\$ -	\$ -	\$ -	\$ 85,700	\$ 85,700	\$ 171,700	\$ 171,700	
Reserve (Short-lived Assets + Operating Reserve)	\$ -	\$ -	\$ -	\$ -	\$ -	\$ -	\$ -	\$ -	
Capital Outlay (Non-Financed Capital Improvements)	\$ -	\$ -	\$ -	\$ -	\$ -	\$ -	\$ -	\$ -	
Cost Recovery & Alloc. (Intrafund Transfers)	\$ -	\$ -	\$ -	\$ -	\$ -	\$ -	\$ -	\$ -	
Customer Serv. Alloc. (Intrafund Transfers)	\$ -	\$ -	\$ -	\$ -	\$ -	\$ -	\$ -	\$ -	
General Fund Transfer (Intrafund Transfers)	\$ -	\$ -	\$ -	\$ -	\$ -	\$ -	\$ -	\$ -	
REQUIRED ANNUAL REVENUE	\$ -	\$ -	\$ 160,000	\$ 163,200	\$ 252,164	\$ 255,493	\$ 344,889	\$ 348,353	

SUMMARY									
DESCRIPTION	FY '23 AMOUNT	FY '24 AMOUNT	FY '25 AMOUNT	FY '26 AMOUNT	FY '27 AMOUNT	FY '28 AMOUNT	FY '29 AMOUNT	FY '30 AMOUNT	
Estimated Expenditures	\$ -	\$ -	\$ 160,000	\$ 163,200	\$ 252,164	\$ 255,493	\$ 344,889	\$ 348,353	
Estimated Revenue	\$ -	\$ -	\$ 156,748	\$ 188,097	\$ 419,070	\$ 427,208	\$ 656,913	\$ 719,476	
Difference	\$ -	\$ -	\$ (3,252)	\$ 24,897	\$ 166,906	\$ 171,714	\$ 312,024	\$ 371,123	
Beginning Year Balance	\$ 986,000.00	\$ 986,000.00	\$ 986,000.00	\$ 982,747.82	\$ 1,007,645.20	\$ 1,174,551.64	\$ 1,346,266.09	\$ 1,658,290.16	
End of Year Balance	\$ -	\$ 986,000.00	\$ 982,747.82	\$ 1,007,645.20	\$ 1,174,551.64	\$ 1,346,266.09	\$ 1,658,290.16	\$ 2,029,413.60	
Residential Irrigation Flow (gpd-AADF)	-	-	66,141	66,141	181,200	181,200	296,258	296,258	
Commercial Irrigation Flow (gpd-AADF)	-	-	-	-	-	-	-	-	
Total Flow (gpd-AADF)	-	-	66,141	66,141	181,200	181,200	296,258	296,258	

Financing Needs	
Magnolia Point RW Extension, PH 1	
CONSTRUCTION LOAN	
Principal =	\$ 6,000,000.00
Grant =	\$ 4,500,000.00
Net Loan =	\$ 1,500,000.00
Term =	20
Rate =	1.31%
PMT Start FY '27 =	(\$85,740.94)
Magnolia Point RW Extension, PH 2	
CONSTRUCTION LOAN	
Principal =	\$ 6,000,000.00
Grant =	\$ 4,500,000.00
Net Loan =	\$ 1,500,000.00
Term =	20
Rate =	1.31%
PMT Start FY '29 =	(\$85,740.94)
Harbor Road WRF Expansion (Reuse Storage, Outfall, Recept)	
CONSTRUCTION LOAN	
Principal =	
Grant =	\$ -
Net Loan =	\$ -
Term =	20
Rate =	1.31%
PMT Start FY '28=	\$0.00
CONSTRUCTION LOAN	
Principal =	
Grant =	\$ -
Net Loan =	\$ -
Term =	20
Rate =	1.31%
PMT Start FY '30=	\$0.00

ESTIMATED ANNUAL REVENUES		FY '23	FY '24	FY '25	FY '26	FY '27	FY '28	FY '29	FY '30
DESCRIPTION		AMOUNT	AMOUNT	AMOUNT	AMOUNT	AMOUNT	AMOUNT	AMOUNT	AMOUNT
Residential Irrigation Use	\$ -	\$ -	\$ 156,748	\$ 188,097	\$ 419,070	\$ 427,208	\$ 656,913	\$ 719,476	
Reuse Sales	\$ -	\$ -	\$ 156,748	\$ 188,097	\$ 419,070	\$ 427,208	\$ 656,913	\$ 719,476	
Reuse Taps	\$ -	\$ -	\$ -	\$ -	\$ -	\$ -	\$ -	\$ -	
Reuse Dept. Services	\$ -	\$ -	\$ -	\$ -	\$ -	\$ -	\$ -	\$ -	
Interest - FSBA	\$ -	\$ -	\$ -	\$ -	\$ -	\$ -	\$ -	\$ -	
Interest - Misc.	\$ -	\$ -	\$ -	\$ -	\$ -	\$ -	\$ -	\$ -	
Late Fees + Bad Debts Collected	\$ -	\$ -	\$ -	\$ -	\$ -	\$ -	\$ -	\$ -	
Misc. Fees	\$ -	\$ -	\$ -	\$ -	\$ -	\$ -	\$ -	\$ -	
Subtotal	\$ -	\$ -	\$ 156,748	\$ 188,097	\$ 419,070	\$ 427,208	\$ 656,913	\$ 719,476	
Developer Agreement Fees	\$ -	\$ -	\$ -	\$ -	\$ -	\$ -	\$ -	\$ -	
Interest - WITF	\$ -	\$ -	\$ -	\$ -	\$ -	\$ -	\$ -	\$ -	
Impact Fees	\$ -	\$ -	\$ -	\$ -	\$ -	\$ -	\$ -	\$ -	
Extension Reimbursement	\$ -	\$ -	\$ -	\$ -	\$ -	\$ -	\$ -	\$ -	
Sale of Surplus	\$ -	\$ -	\$ -	\$ -	\$ -	\$ -	\$ -	\$ -	
Private Developer	\$ -	\$ -	\$ -	\$ -	\$ -	\$ -	\$ -	\$ -	
Subtotal	\$ -	\$ -	\$ -	\$ -	\$ -	\$ -	\$ -	\$ -	
TOTAL	\$ -	\$ -	\$ 156,748	\$ 188,097	\$ 419,070	\$ 427,208	\$ 656,913	\$ 719,476	

Residential Reuse Irrigation Connections (In City)	0	0	0	0	301	301	602	602
Residential Reuse Irrigation Connections (Out of City)	0	0	279	279	279	279	279	279
Commercial Reuse Irrigation Connections (In City)	0	0	0	0	0	0	0	0
Commercial Reuse Irrigation Connections (Out of City)	0	0	0	0	0	0	0	0
CIP (Non-Financed)	\$ -	\$ -	\$ -	\$ -	\$ -	\$ -	\$ -	\$ -
CIP (Financed)	\$ -	\$ -	\$ -	\$ -	\$ 6,000,000.00	\$ -	\$ 6,000,000.00	\$ -

Edgewater and Black Creek Village online by end of 2024.
Mag Pt Phase 1 online by end of 2026.
Mag Pt Phase 2 online by end of 2028.

IRRIGATION	RESIDENTIAL	COMMERCIAL	Block 1				Block 2		Block 3		Block 4		Block 5		RESIDENTIAL		COMMERCIAL		RESIDENTIAL		COMMERCIAL		TOTAL ANNUAL REVENUE (\$)	residential	commercial	residential	GPY
			NUMBER OF CUSTOMERS	NUMBER OF CUSTOMERS	BASE CHARGE (\$/MONTH)	UNIT CHARGE (\$/1000 GAL)	UNIT CHARGE (\$/1000 GAL)	UNIT CHARGE (\$/1000 GAL)	UNIT CHARGE (\$/1000 GAL)	UNIT CHARGE (\$/1000 GAL)	UNIT CHARGE (\$/1000 GAL)	AVERAGE USAGE (GAL/MON)	AVERAGE USAGE (GAL/MON)	AVG UNIT CHARG PER MONTH (\$)	HISTORIC AVG MONTHLY BILL	AVG UNIT CHARGE PER MONTH (\$)	HISTORIC AVG MONTHLY BILL										
INSIDE CITY CUSTOMERS																											
3/4" Meter (Res: 60/Comm:96)			\$13.43	\$2.34	\$2.42	\$3.08	\$4.03				13,026.0				15,814	\$0.00		\$0.00				\$0	\$0	\$0			
3/4" Meter (Res: 68/Comm:70)			\$13.43	\$2.34	\$2.42	\$3.08	\$4.03				6,021				7,440	\$0.00		\$0.00				\$0	\$0	\$0			
3/4" Meter (Res: 68/Comm:70)			\$13.43	\$2.34	\$2.42	\$3.08	\$4.03				1,648				2,319	\$0.00		\$0.00				\$0	\$0	\$0			
3/4" Meter (Res: 68/Comm:70)			\$13.43	\$2.34	\$2.42	\$3.08	\$4.03									\$0.00		\$0.00				\$0	\$0	\$0			
1" Meter (Res: 61/Comm:71)			\$19.94	\$2.34	\$2.42	\$3.08	\$4.03				15,964				14,444	\$0.00		\$0.00				\$0	\$0	\$0			
1" Meter (Res: /Comm:97)			\$19.94	\$2.34	\$2.42	\$3.08	\$4.03								15,077	\$0.00		\$0.00				\$0	\$0	\$0			
1-1/2" Meter (Res: /Comm:73)			\$28.39	\$2.34	\$2.42	\$3.08	\$4.03									\$0.00		\$0.00				\$0	\$0	\$0			
1-1/2" Meter (Res: /Comm:73)			\$28.39	\$2.34	\$2.42	\$3.08	\$4.03								22,680	\$0.00		\$0.00				\$0	\$0	\$0			
2" Meter (Res: 69/Comm:74)			\$39.28	\$2.34	\$2.42	\$3.08	\$4.03								140,218	\$0.00		\$0.00				\$0	\$0	\$0			
2" Meter (Res: 49/Comm:)			\$39.28	\$2.34	\$2.42	\$3.08	\$4.03								92,556	\$0.00		\$0.00				\$0	\$0	\$0			
2" Meter (Res: 49/Comm:)			\$39.28	\$2.34	\$2.42	\$3.08	\$4.03								69,880	\$0.00		\$0.00				\$0	\$0	\$0			
2" Meter (Res: 49/Comm:)			\$39.28	\$2.34	\$2.42	\$3.08	\$4.03								6,206	\$0.00		\$0.00				\$0	\$0	\$0			
3" Meter (Res: /Comm:63)			\$53.71	\$2.34	\$2.42	\$3.08	\$4.03								45,144	\$0.00		\$0.00				\$0	\$0	\$0			
4" Meter (Res: /Comm:)			\$214.82	\$2.34	\$2.42	\$3.08	\$4.03									\$0.00		\$0.00				\$0	\$0	\$0			
6" Meter (Res: /Comm:)			\$396.12	\$2.34	\$2.42	\$3.08	\$4.03									\$0.00		\$0.00				\$0	\$0	\$0			
8" Meter (Res:/Comm:)			\$563.97	\$2.34	\$2.42	\$3.08	\$4.03									\$0.00		\$0.00				\$0	\$0	\$0			
10" Meter (Res:/Comm:)			\$738.53	\$2.34	\$2.42	\$3.08	\$4.03									\$0.00		\$0.00				\$0	\$0	\$0			
OUTSIDE CITY CUSTOMERS																											
			\$29.25	\$15.13	\$19.25																						
3/4" Meter (Res: 50/Comm:30)			\$16.79	\$2.93	\$3.03	\$3.85	\$5.04				7,278				7,631	\$0.00		\$0.00				\$0	\$0	\$0			
3/4" Meter (Res: 50/Comm:30)			\$16.79	\$2.93	\$3.03	\$3.85	\$5.04				5,193				2,460	\$0.00		\$0.00				\$0	\$0	\$0			
1" Meter (Res:48/Comm:31)			\$24.93	\$2.93	\$3.03	\$3.85	\$5.04				3,731				5,514	\$0.00		\$0.00				\$0	\$0	\$0			
1-1/2" Meter (Res: /Comm:)			\$35.49	\$2.93	\$3.03	\$3.85	\$5.04								256,500	\$0.00		\$0.00				\$0	\$0	\$0			
2" Meter (Res: /Comm:67)			\$49.10	\$2.93	\$3.03	\$3.85	\$5.04								2,797	\$0.00		\$0.00				\$0	\$0	\$0			
3" Meter (Res:/Comm:)			\$67.14	\$2.93	\$3.03	\$3.85	\$5.04									\$0.00		\$0.00				\$0	\$0	\$0			
4" Meter (Res: /Comm:)			\$268.53	\$2.93	\$3.03	\$3.85	\$5.04									\$0.00		\$0.00				\$0	\$0	\$0			
6" Meter (Res: /Comm:)			\$495.15	\$2.93	\$3.03	\$3.85	\$5.04									\$0.00		\$0.00				\$0	\$0	\$0			
8" Meter (Res:/Comm:)			\$704.96	\$2.93	\$3.03	\$3.85	\$5.04									\$0.00		\$0.00				\$0	\$0	\$0			
10" Meter (Res:/Comm:)			\$923.16	\$2.93	\$3.03	\$3.85	\$5.04									\$0.00		\$0.00				\$0	\$0	\$0			
TOTAL																											
			0	0																							
			0	0																							

DRAFT

FY '24

n/a

n/a

3.0% rate increase

population increase

commercial connection increase

IRRIGATION	RESIDENTIAL	COMMERCIAL	\$24.10		\$12.46		\$15.86		Block 4 > 20,001	Block 5		RESIDENTIAL	COMMERCIAL	RESIDENTIAL		COMMERCIAL		TOTAL ANNUAL REVENUE (\$)
			Block 1 < 10,000	Block 2 10,001 - 15,000	Block 3 15,001 - 20,000	UNIT CHARGE	UNIT CHARGE	UNIT CHARGE		UNIT CHARGE	AVERAGE			AVERAGE	VG UNIT CHARGE	HISTORIC AVG	AVG UNIT CHARGE	
CUSTOMER TYPE	NUMBER OF CUSTOMERS	NUMBER OF CUSTOMERS	BASE CHARGE (\$/MONTH)	UNIT CHARGE (\$/1000 GAL)	UNIT CHARGE (\$/1000 GAL)	UNIT CHARGE (\$/1000 GAL)	UNIT CHARGE (\$/1000 GAL)	UNIT CHARGE (\$/1000 GAL)	UNIT CHARGE (\$/1000 GAL)	USAGE (GAL/MON)	USAGE (GAL/MON)	PER MONTH (\$)	MONTHLY BILL	PER MONTH (\$)	MONTHLY BILL			
INSIDE CITY CUSTOMERS																		
3/4" Meter (Res: 60/Comm:96)			\$13.83	\$2.41	\$2.49	\$3.17		\$4.15		13,026.0	15,814	\$0.00		\$0.00		\$0		
3/4" Meter (Res: 68/Comm:70)			\$13.83	\$2.41	\$2.49	\$3.17		\$4.15		6,021	7,440	\$0.00		\$0.00		\$0		
3/4" Meter (Res: 68/Comm:70)			\$13.83	\$2.41	\$2.49	\$3.17		\$4.15		1,648	2,319	\$0.00		\$0.00		\$0		
3/4" Meter (Res: 68/Comm:70)			\$13.83	\$2.41	\$2.49	\$3.17		\$4.15				\$0.00		\$0.00		\$0		
1" Meter (Res: 61/Comm:71)			\$20.54	\$2.41	\$2.49	\$3.17		\$4.15		15,964	14,444	\$0.00		\$0.00		\$0		
1" Meter (Res: /Comm:97)			\$20.54	\$2.41	\$2.49	\$3.17		\$4.15			15,077	\$0.00		\$0.00		\$0		
1-1/2" Meter (Res: /Comm:73)			\$29.24	\$2.41	\$2.49	\$3.17		\$4.15				\$0.00		\$0.00		\$0		
1-1/2" Meter (Res: /Comm:73)			\$29.24	\$2.41	\$2.49	\$3.17		\$4.15			22,680	\$0.00		\$0.00		\$0		
2" Meter (Res: 69/Comm:74)			\$40.46	\$2.41	\$2.49	\$3.17		\$4.15			140,218	\$0.00		\$0.00		\$0		
2" Meter (Res: 49/Comm:)			\$40.46	\$2.41	\$2.49	\$3.17		\$4.15			92,556	\$0.00		\$0.00		\$0		
2" Meter (Res: 49/Comm:)			\$40.46	\$2.41	\$2.49	\$3.17		\$4.15			69,880	\$0.00		\$0.00		\$0		
2" Meter (Res: 49/Comm:)			\$40.46	\$2.41	\$2.49	\$3.17		\$4.15			6,206	\$0.00		\$0.00		\$0		
3" Meter (Res: /Comm:63)			\$55.32	\$2.41	\$2.49	\$3.17		\$4.15			45,144	\$0.00		\$0.00		\$0		
4" Meter (Res: /Comm:)			\$221.26	\$2.41	\$2.49	\$3.17		\$4.15				\$0.00		\$0.00		\$0		
6" Meter (Res: /Comm:)			\$408.00	\$2.41	\$2.49	\$3.17		\$4.15				\$0.00		\$0.00		\$0		
8" Meter (Res:/Comm:)			\$580.89	\$2.41	\$2.49	\$3.17		\$4.15				\$0.00		\$0.00		\$0		
10" Meter (Res:/Comm:)			\$760.69	\$2.41	\$2.49	\$3.17		\$4.15				\$0.00		\$0.00		\$0		
	0	0								36659	431778							
OUTSIDE CITY CUSTOMERS																		
			\$37.66	\$3.01	\$3.12	\$3.97		\$5.19										
3/4" Meter (Res: 50/Comm:30)			\$17.29	\$3.01	\$3.12	\$3.97		\$5.19		7,278	7,631	\$0.00		\$0.00		\$0		
3/4" Meter (Res: 50/Comm:30)			\$17.29	\$3.01	\$3.12	\$3.97		\$5.19		5,193	2,460	\$0.00		\$0.00		\$0		
1" Meter (Res:48/Comm:31)			\$25.67	\$3.01	\$3.12	\$3.97		\$5.19		3,731	5,514	\$0.00		\$0.00		\$0		
1-1/2" Meter (Res: /Comm:)			\$36.55	\$3.01	\$3.12	\$3.97		\$5.19			256,500	\$0.00		\$0.00		\$0		
2" Meter (Res: /Comm:67)			\$50.57	\$3.01	\$3.12	\$3.97		\$5.19			2,797	\$0.00		\$0.00		\$0		
3" Meter (Res:/Comm:)			\$69.15	\$3.01	\$3.12	\$3.97		\$5.19				\$0.00		\$0.00		\$0		
4" Meter (Res: /Comm:)			\$276.58	\$3.01	\$3.12	\$3.97		\$5.19				\$0.00		\$0.00		\$0		
6" Meter (Res: /Comm:)			\$510.00	\$3.01	\$3.12	\$3.97		\$5.19				\$0.00		\$0.00		\$0		
8" Meter (Res:/Comm:)			\$726.11	\$3.01	\$3.12	\$3.97		\$5.19				\$0.00		\$0.00		\$0		
10" Meter (Res:/Comm:)			\$950.86	\$3.01	\$3.12	\$3.97		\$5.19				\$0.00		\$0.00		\$0		
	0	0								16,202	274,902							
TOTAL	0	0														\$0		

FY '25

n/a

n/a

20.0% rate increase

population increase

commercial connection increase

IRRIGATION	RESIDENTIAL	COMMERCIAL	\$28.92				\$14.96		\$19.03		Block 5										
			Block 1		Block 2		Block 3		Block 4		RESIDENTIAL		COMMERCIAL		RESIDENTIAL		COMMERCIAL				
			< 10,000		10,001 - 15,000		15,001 - 20,000		> 20,001		UNIT CHARGE		AVERAGE		AVERAGE		VG UNIT CHARGE		HISTORIC AVG		HISTORIC AVG
CUSTOMER TYPE	NUMBER OF CUSTOMERS	NUMBER OF CUSTOMERS	BASE CHARGE (\$/MONTH)	UNIT CHARGE (\$/1000 GAL)	UNIT CHARGE (\$/1000 GAL)	UNIT CHARGE (\$/1000 GAL)	UNIT CHARGE (\$/1000 GAL)	UNIT CHARGE (\$/1000 GAL)	UNIT CHARGE (\$/1000 GAL)	UNIT CHARGE (\$/1000 GAL)	USAGE (GAL/MON)	USAGE (GAL/MON)	PER MONTH (\$)	MONTHLY BILL	PER MONTH (\$)	MONTHLY BILL	REVENUE (\$)				
INSIDE CITY CUSTOMERS																					
3/4" Meter (Res: 60/Comm:96)			\$16.60	\$2.89	\$2.99	\$3.81		\$4.98			13,026.0	15,814	\$0.00		\$0.00		\$0				
3/4" Meter (Res: 68/Comm:70)			\$16.60	\$2.89	\$2.99	\$3.81		\$4.98			6,021	7,440	\$0.00		\$0.00		\$0				
3/4" Meter (Res: 68/Comm:70)			\$16.60	\$2.89	\$2.99	\$3.81		\$4.98			1,648	2,319	\$0.00		\$0.00		\$0				
3/4" Meter (Res: 68/Comm:70)			\$16.60	\$2.89	\$2.99	\$3.81		\$4.98					\$0.00		\$0.00		\$0				
1" Meter (Res: 61/Comm:71)			\$24.65	\$2.89	\$2.99	\$3.81		\$4.98			15,964	14,444	\$0.00		\$0.00		\$0				
1" Meter (Res: /Comm:97)			\$24.65	\$2.89	\$2.99	\$3.81		\$4.98				15,077	\$0.00		\$0.00		\$0				
1-1/2" Meter (Res: /Comm:73)			\$35.09	\$2.89	\$2.99	\$3.81		\$4.98					\$0.00		\$0.00		\$0				
1-1/2" Meter (Res: /Comm:73)			\$35.09	\$2.89	\$2.99	\$3.81		\$4.98				22,680	\$0.00		\$0.00		\$0				
2" Meter (Res: 69/Comm:74)			\$48.55	\$2.89	\$2.99	\$3.81		\$4.98				140,218	\$0.00		\$0.00		\$0				
2" Meter (Res: 49/Comm:)			\$48.55	\$2.89	\$2.99	\$3.81		\$4.98				92,556	\$0.00		\$0.00		\$0				
2" Meter (Res: 49/Comm:)			\$48.55	\$2.89	\$2.99	\$3.81		\$4.98				69,880	\$0.00		\$0.00		\$0				
2" Meter (Res: 49/Comm:)			\$48.55	\$2.89	\$2.99	\$3.81		\$4.98				6,206	\$0.00		\$0.00		\$0				
3" Meter (Res: /Comm:63)			\$66.39	\$2.89	\$2.99	\$3.81		\$4.98				45,144	\$0.00		\$0.00		\$0				
4" Meter (Res: /Comm:)			\$265.52	\$2.89	\$2.99	\$3.81		\$4.98					\$0.00		\$0.00		\$0				
6" Meter (Res: /Comm:)			\$489.60	\$2.89	\$2.99	\$3.81		\$4.98					\$0.00		\$0.00		\$0				
8" Meter (Res:/Comm:)			\$697.07	\$2.89	\$2.99	\$3.81		\$4.98					\$0.00		\$0.00		\$0				
10" Meter (Res:/Comm:)			\$912.82	\$2.89	\$2.99	\$3.81		\$4.98					\$0.00		\$0.00		\$0				
	0	0									36659	431778									
OUTSIDE CITY CUSTOMERS																					
				\$45.19	\$23.37	\$29.74															
3/4" Meter (Res: 50/Comm:30)	270		\$20.75	\$3.62	\$3.74	\$4.76		\$6.23			7,278	7,631	\$47.06		\$0.00		\$152,479				
3/4" Meter (Res: 50/Comm:30)	9		\$20.75	\$3.62	\$3.74	\$4.76		\$6.23			5,193	2,460	\$39.52		\$0.00		\$4,269				
1" Meter (Res:48/Comm:31)			\$30.81	\$3.62	\$3.74	\$4.76		\$6.23			3,731	5,514	\$0.00		\$0.00		\$0				
1-1/2" Meter (Res: /Comm:)			\$43.86	\$3.62	\$3.74	\$4.76		\$6.23				256,500	\$0.00		\$0.00		\$0				
2" Meter (Res: /Comm:67)			\$60.69	\$3.62	\$3.74	\$4.76		\$6.23				2,797	\$0.00		\$0.00		\$0				
3" Meter (Res:/Comm:)			\$82.98	\$3.62	\$3.74	\$4.76		\$6.23					\$0.00		\$0.00		\$0				
4" Meter (Res: /Comm:)			\$331.90	\$3.62	\$3.74	\$4.76		\$6.23					\$0.00		\$0.00		\$0				
6" Meter (Res: /Comm:)			\$612.01	\$3.62	\$3.74	\$4.76		\$6.23					\$0.00		\$0.00		\$0				
8" Meter (Res:/Comm:)			\$871.33	\$3.62	\$3.74	\$4.76		\$6.23					\$0.00		\$0.00		\$0				
10" Meter (Res:/Comm:)			\$1,141.03	\$3.62	\$3.74	\$4.76		\$6.23					\$0.00		\$0.00		\$0				
	279	0									16,202	274,902									
TOTAL	279	0															\$156,748				

FY '26

20.0% rate increase

n/a population increase

n/a commercial connection increase

				\$34.71	\$17.95	\$22.84									
				Block 1	Block 2	Block 3	Block 4	Block 5							
				< 10,000	10,001 - 15,000	15,001 - 20,000	> 20,001								
IRRIGATION	RESIDENTIAL	COMMERCIAL													
CUSTOMER TYPE	NUMBER OF CUSTOMERS	NUMBER OF CUSTOMERS	BASE CHARGE (\$/MONTH)	UNIT CHARGE (\$/1000 GAL)	UNIT CHARGE (\$/1000 GAL)	UNIT CHARGE (\$/1000 GAL)	UNIT CHARGE (\$/1000 GAL)	UNIT CHARGE (\$/1000 GAL)	AVERAGE USAGE (GAL/MON)	AVERAGE USAGE (GAL/MON)	AVG UNIT CHARGE PER MONTH (\$)	HISTORIC AVG MONTHLY BILL	AVG UNIT CHARGE PER MONTH (\$)	HISTORIC AVG MONTHLY BILL	TOTAL ANNUAL REVENUE (\$)
INSIDE CITY CUSTOMERS															
3/4" Meter (Res: 60/Comm:96)			\$19.92	\$3.47	\$3.59	\$4.57	\$5.98		13,026.0	15,814	\$0.00		\$0.00		\$0
3/4" Meter (Res: 68/Comm:70)			\$19.92	\$3.47	\$3.59	\$4.57	\$5.98		6,021	7,440	\$0.00		\$0.00		\$0
3/4" Meter (Res: 68/Comm:70)			\$19.92	\$3.47	\$3.59	\$4.57	\$5.98		1,648	2,319	\$0.00		\$0.00		\$0
3/4" Meter (Res: 68/Comm:70)			\$19.92	\$3.47	\$3.59	\$4.57	\$5.98				\$0.00		\$0.00		\$0
1" Meter (Res: 61/Comm:71)			\$29.58	\$3.47	\$3.59	\$4.57	\$5.98		15,964	14,444	\$0.00		\$0.00		\$0
1" Meter (Res: /Comm:97)			\$29.58	\$3.47	\$3.59	\$4.57	\$5.98			15,077	\$0.00		\$0.00		\$0
1-1/2" Meter (Res: /Comm:73)			\$42.11	\$3.47	\$3.59	\$4.57	\$5.98				\$0.00		\$0.00		\$0
1-1/2" Meter (Res: /Comm:73)			\$42.11	\$3.47	\$3.59	\$4.57	\$5.98			22,680	\$0.00		\$0.00		\$0
2" Meter (Res: 69/Comm:74)			\$58.26	\$3.47	\$3.59	\$4.57	\$5.98			140,218	\$0.00		\$0.00		\$0
2" Meter (Res: 49/Comm:)			\$58.26	\$3.47	\$3.59	\$4.57	\$5.98			92,556	\$0.00		\$0.00		\$0
2" Meter (Res: 49/Comm:)			\$58.26	\$3.47	\$3.59	\$4.57	\$5.98			69,880	\$0.00		\$0.00		\$0
2" Meter (Res: 49/Comm:)			\$58.26	\$3.47	\$3.59	\$4.57	\$5.98			6,206	\$0.00		\$0.00		\$0
3" Meter (Res: /Comm:63)			\$79.66	\$3.47	\$3.59	\$4.57	\$5.98			45,144	\$0.00		\$0.00		\$0
4" Meter (Res: /Comm:)			\$318.62	\$3.47	\$3.59	\$4.57	\$5.98				\$0.00		\$0.00		\$0
6" Meter (Res: /Comm:)			\$587.53	\$3.47	\$3.59	\$4.57	\$5.98				\$0.00		\$0.00		\$0
8" Meter (Res:/Comm:)			\$836.48	\$3.47	\$3.59	\$4.57	\$5.98				\$0.00		\$0.00		\$0
10" Meter (Res:/Comm:)			\$1,095.39	\$3.47	\$3.59	\$4.57	\$5.98				\$0.00		\$0.00		\$0
	0	0							36659	431778					
OUTSIDE CITY CUSTOMERS															
			\$54.23	\$28.04	\$35.69										
3/4" Meter (Res: 50/Comm:30)	270		\$24.90	\$4.34	\$4.49	\$5.71	\$7.47		7,278	7,631	\$56.47		\$0.00		\$182,975
3/4" Meter (Res: 50/Comm:30)	9		\$24.90	\$4.34	\$4.49	\$5.71	\$7.47		5,193	2,460	\$47.43		\$0.00		\$5,122
1" Meter (Res:48/Comm:31)			\$36.97	\$4.34	\$4.49	\$5.71	\$7.47		3,731	5,514	\$0.00		\$0.00		\$0
1-1/2" Meter (Res: /Comm:)			\$52.64	\$4.34	\$4.49	\$5.71	\$7.47			256,500	\$0.00		\$0.00		\$0
2" Meter (Res: /Comm:67)			\$72.83	\$4.34	\$4.49	\$5.71	\$7.47			2,797	\$0.00		\$0.00		\$0
3" Meter (Res:/Comm:)			\$99.58	\$4.34	\$4.49	\$5.71	\$7.47				\$0.00		\$0.00		\$0
4" Meter (Res: /Comm:)			\$398.28	\$4.34	\$4.49	\$5.71	\$7.47				\$0.00		\$0.00		\$0
6" Meter (Res: /Comm:)			\$734.41	\$4.34	\$4.49	\$5.71	\$7.47				\$0.00		\$0.00		\$0
8" Meter (Res:/Comm:)			\$1,045.60	\$4.34	\$4.49	\$5.71	\$7.47				\$0.00		\$0.00		\$0
10" Meter (Res:/Comm:)			\$1,369.23	\$4.34	\$4.49	\$5.71	\$7.47				\$0.00		\$0.00		\$0
	279	0							16,202	274,902					
TOTAL	279	0													\$188,097

FY '27

n/a

n/a

3.0% rate increase

population increase

commercial connection increase

IRRIGATION	RESIDENTIAL	COMMERCIAL	\$35.75		\$18.49		\$23.53											
			Block 1	Block 2	Block 3	Block 4	Block 5	RESIDENTIAL	COMMERCIAL	RESIDENTIAL	COMMERCIAL							
	NUMBER OF	NUMBER OF	BASE CHARGE	UNIT CHARGE	UNIT CHARGE	UNIT CHARGE	UNIT CHARGE	UNIT CHARGE	UNIT CHARGE	AVERAGE	AVERAGE	VG UNIT CHARG	HISTORIC AVG	AVG UNIT CHARGE	HISTORIC AVG	TOTAL ANNUAL		
CUSTOMER TYPE	CUSTOMERS	CUSTOMERS	(\$/MONTH)	(\$/1000 GAL)	(\$/1000 GAL)	(\$/1000 GAL)	(\$/1000 GAL)	(\$/1000 GAL)	(\$/1000 GAL)	USAGE (GAL/MON)	USAGE (GAL/MON)	PER MONTH (\$)	MONTHLY BILL	PER MONTH (\$)	MONTHLY BILL	REVENUE (\$)		
INSIDE CITY CUSTOMERS																		
3/4" Meter (Res: 60/Comm:96)	247		\$20.52	\$3.57	\$3.70	\$4.71	\$6.16			13,026.0	15,814	\$67.45		\$0.00		\$199,524		
3/4" Meter (Res: 68/Comm:70)	46		\$20.52	\$3.57	\$3.70	\$4.71	\$6.16			6,021	7,440	\$42.04		\$0.00		\$22,954		
3/4" Meter (Res: 68/Comm:70)	9		\$20.52	\$3.57	\$3.70	\$4.71	\$6.16			1,648	2,319	\$26.41		\$0.00		\$2,852		
3/4" Meter (Res: 68/Comm:70)			\$20.52	\$3.57	\$3.70	\$4.71	\$6.16					\$0.00		\$0.00		\$0		
1" Meter (Res: 61/Comm:71)			\$30.46	\$3.57	\$3.70	\$4.71	\$6.16			15,964	14,444	\$0.00		\$0.00		\$0		
1" Meter (Res: /Comm:97)			\$30.46	\$3.57	\$3.70	\$4.71	\$6.16				15,077	\$0.00		\$0.00		\$0		
1-1/2" Meter (Res: /Comm:73)			\$43.37	\$3.57	\$3.70	\$4.71	\$6.16					\$0.00		\$0.00		\$0		
1-1/2" Meter (Res: /Comm:73)			\$43.37	\$3.57	\$3.70	\$4.71	\$6.16				22,680	\$0.00		\$0.00		\$0		
2" Meter (Res: 69/Comm:74)			\$60.01	\$3.57	\$3.70	\$4.71	\$6.16				140,218	\$0.00		\$0.00		\$0		
2" Meter (Res: 49/Comm:)			\$60.01	\$3.57	\$3.70	\$4.71	\$6.16				92,556	\$0.00		\$0.00		\$0		
2" Meter (Res: 49/Comm:)			\$60.01	\$3.57	\$3.70	\$4.71	\$6.16				69,880	\$0.00		\$0.00		\$0		
2" Meter (Res: 49/Comm:)			\$60.01	\$3.57	\$3.70	\$4.71	\$6.16				6,206	\$0.00		\$0.00		\$0		
3" Meter (Res: /Comm:63)			\$82.05	\$3.57	\$3.70	\$4.71	\$6.16				45,144	\$0.00		\$0.00		\$0		
4" Meter (Res: /Comm:)			\$328.18	\$3.57	\$3.70	\$4.71	\$6.16					\$0.00		\$0.00		\$0		
6" Meter (Res: /Comm:)			\$605.15	\$3.57	\$3.70	\$4.71	\$6.16					\$0.00		\$0.00		\$0		
8" Meter (Res:/Comm:)			\$861.57	\$3.57	\$3.70	\$4.71	\$6.16					\$0.00		\$0.00		\$0		
10" Meter (Res:/Comm:)			\$1,128.25	\$3.57	\$3.70	\$4.71	\$6.16					\$0.00		\$0.00		\$0		
	301	0								36659	431778							
OUTSIDE CITY CUSTOMERS																		
3/4" Meter (Res: 50/Comm:30)	270		\$25.65	\$4.47	\$4.62	\$5.88	\$7.70			7,278	7,631	\$58.17		\$0.00		\$188,464		
3/4" Meter (Res: 50/Comm:30)	9		\$25.65	\$4.47	\$4.62	\$5.88	\$7.70			5,193	2,460	\$48.85		\$0.00		\$5,276		
1" Meter (Res:48/Comm:31)			\$38.08	\$4.47	\$4.62	\$5.88	\$7.70			3,731	5,514	\$0.00		\$0.00		\$0		
1-1/2" Meter (Res: /Comm:)			\$54.21	\$4.47	\$4.62	\$5.88	\$7.70				256,500	\$0.00		\$0.00		\$0		
2" Meter (Res: /Comm:67)			\$75.01	\$4.47	\$4.62	\$5.88	\$7.70				2,797	\$0.00		\$0.00		\$0		
3" Meter (Res:/Comm:)			\$102.57	\$4.47	\$4.62	\$5.88	\$7.70					\$0.00		\$0.00		\$0		
4" Meter (Res: /Comm:)			\$410.22	\$4.47	\$4.62	\$5.88	\$7.70					\$0.00		\$0.00		\$0		
6" Meter (Res: /Comm:)			\$756.44	\$4.47	\$4.62	\$5.88	\$7.70					\$0.00		\$0.00		\$0		
8" Meter (Res:/Comm:)			\$1,076.97	\$4.47	\$4.62	\$5.88	\$7.70					\$0.00		\$0.00		\$0		
10" Meter (Res:/Comm:)			\$1,410.31	\$4.47	\$4.62	\$5.88	\$7.70					\$0.00		\$0.00		\$0		
	279	0								16,202	274,902							
TOTAL	580	0														\$419,070		

FY '28

n/a

n/a

5.0% rate increase

population increase

commercial connection increase

IRRIGATION	RESIDENTIAL	COMMERCIAL	Block 1		Block 2		Block 3		Block 4		Block 5		RESIDENTIAL	COMMERCIAL	RESIDENTIAL	COMMERCIAL	TOTAL ANNUAL REVENUE (\$)	
			< 10,000	10,001 - 15,000	15,001 - 20,000	> 20,001	UNIT CHARGE (\$/1000 GAL)	UNIT CHARGE (\$/1000 GAL)	UNIT CHARGE (\$/1000 GAL)	UNIT CHARGE (\$/1000 GAL)	UNIT CHARGE (\$/1000 GAL)	UNIT CHARGE (\$/1000 GAL)						UNIT CHARGE (\$/1000 GAL)
CUSTOMER TYPE	NUMBER OF CUSTOMERS	NUMBER OF CUSTOMERS	BASE CHARGE (\$/MONTH)	UNIT CHARGE (\$/1000 GAL)	UNIT CHARGE (\$/1000 GAL)	UNIT CHARGE (\$/1000 GAL)	UNIT CHARGE (\$/1000 GAL)	UNIT CHARGE (\$/1000 GAL)	UNIT CHARGE (\$/1000 GAL)	UNIT CHARGE (\$/1000 GAL)	UNIT CHARGE (\$/1000 GAL)	UNIT CHARGE (\$/1000 GAL)	AVERAGE USAGE (GAL/MON)	AVERAGE USAGE (GAL/MON)	VG UNIT CHARGE PER MONTH (\$)	HISTORIC AVG MONTHLY BILL	AVG UNIT CHARGE PER MONTH (\$)	HISTORIC AVG MONTHLY BILL
INSIDE CITY CUSTOMERS																		
3/4" Meter (Res: 60/Comm:96)	246.5		\$20.92	\$3.64	\$3.77	\$4.80		\$6.28				13,026.0	15,814	\$68.76		\$0.00	\$203,398	
3/4" Meter (Res: 68/Comm:70)	45.5		\$20.92	\$3.64	\$3.77	\$4.80		\$6.28				6,021	7,440	\$42.86		\$0.00	\$23,400	
3/4" Meter (Res: 68/Comm:70)	9		\$20.92	\$3.64	\$3.77	\$4.80		\$6.28				1,648	2,319	\$26.92		\$0.00	\$2,907	
3/4" Meter (Res: 68/Comm:70)			\$20.92	\$3.64	\$3.77	\$4.80		\$6.28						\$0.00		\$0.00	\$0	
1" Meter (Res: 61/Comm:71)			\$31.05	\$3.64	\$3.77	\$4.80		\$6.28				15,964	14,444	\$0.00		\$0.00	\$0	
1" Meter (Res: /Comm:97)			\$31.05	\$3.64	\$3.77	\$4.80		\$6.28					15,077	\$0.00		\$0.00	\$0	
1-1/2" Meter (Res: /Comm:73)			\$44.21	\$3.64	\$3.77	\$4.80		\$6.28						\$0.00		\$0.00	\$0	
1-1/2" Meter (Res: /Comm:73)			\$44.21	\$3.64	\$3.77	\$4.80		\$6.28						\$0.00		\$0.00	\$0	
2" Meter (Res: 69/Comm:74)			\$61.17	\$3.64	\$3.77	\$4.80		\$6.28						\$0.00		\$0.00	\$0	
2" Meter (Res: 49/Comm:)			\$61.17	\$3.64	\$3.77	\$4.80		\$6.28						\$0.00		\$0.00	\$0	
2" Meter (Res: 49/Comm:)			\$61.17	\$3.64	\$3.77	\$4.80		\$6.28						\$0.00		\$0.00	\$0	
2" Meter (Res: 49/Comm:)			\$61.17	\$3.64	\$3.77	\$4.80		\$6.28						\$0.00		\$0.00	\$0	
3" Meter (Res: /Comm:63)			\$83.65	\$3.64	\$3.77	\$4.80		\$6.28						\$0.00		\$0.00	\$0	
4" Meter (Res: /Comm:)			\$334.55	\$3.64	\$3.77	\$4.80		\$6.28						\$0.00		\$0.00	\$0	
6" Meter (Res: /Comm:)			\$616.90	\$3.64	\$3.77	\$4.80		\$6.28						\$0.00		\$0.00	\$0	
8" Meter (Res:/Comm:)			\$878.30	\$3.64	\$3.77	\$4.80		\$6.28						\$0.00		\$0.00	\$0	
10" Meter (Res:/Comm:)			\$1,150.16	\$3.64	\$3.77	\$4.80		\$6.28						\$0.00		\$0.00	\$0	
	301	0										36659	431778					
OUTSIDE CITY CUSTOMERS																		
3/4" Meter (Res: 50/Comm:30)	270		\$26.14	\$4.56	\$4.71	\$6.00		\$7.85				7,278	7,631	\$59.30		\$0.00	\$192,124	
3/4" Meter (Res: 50/Comm:30)	9		\$26.14	\$4.56	\$4.71	\$6.00		\$7.85				5,193	2,460	\$49.80		\$0.00	\$5,378	
1" Meter (Res:48/Comm:31)			\$38.82	\$4.56	\$4.71	\$6.00		\$7.85				3,731	5,514	\$0.00		\$0.00	\$0	
1-1/2" Meter (Res: /Comm:)			\$55.27	\$4.56	\$4.71	\$6.00		\$7.85						\$0.00		\$0.00	\$0	
2" Meter (Res: /Comm:67)			\$76.47	\$4.56	\$4.71	\$6.00		\$7.85						\$0.00		\$0.00	\$0	
3" Meter (Res:/Comm:)			\$104.56	\$4.56	\$4.71	\$6.00		\$7.85						\$0.00		\$0.00	\$0	
4" Meter (Res: /Comm:)			\$418.19	\$4.56	\$4.71	\$6.00		\$7.85						\$0.00		\$0.00	\$0	
6" Meter (Res: /Comm:)			\$771.13	\$4.56	\$4.71	\$6.00		\$7.85						\$0.00		\$0.00	\$0	
8" Meter (Res:/Comm:)			\$1,097.88	\$4.56	\$4.71	\$6.00		\$7.85						\$0.00		\$0.00	\$0	
10" Meter (Res:/Comm:)			\$1,437.70	\$4.56	\$4.71	\$6.00		\$7.85						\$0.00		\$0.00	\$0	
	279	0										16,202	274,902					
TOTAL	580	0															\$427,208	

FY '29

n/a

n/a

5.0% rate increase

population increase

commercial connection increase

IRRIGATION	RESIDENTIAL	COMMERCIAL	Block 1		Block 2		Block 3		Block 4		Block 5		RESIDENTIAL	COMMERCIAL	RESIDENTIAL	COMMERCIAL	TOTAL ANNUAL REVENUE (\$)	
			< 10,000	10,001 - 15,000	15,001 - 20,000	> 20,001	UNIT CHARGE (\$/1000 GAL)	UNIT CHARGE (\$/1000 GAL)	UNIT CHARGE (\$/1000 GAL)	UNIT CHARGE (\$/1000 GAL)	UNIT CHARGE (\$/1000 GAL)	UNIT CHARGE (\$/1000 GAL)						UNIT CHARGE (\$/1000 GAL)
CUSTOMER TYPE	NUMBER OF CUSTOMERS	NUMBER OF CUSTOMERS	BASE CHARGE (\$/MONTH)	UNIT CHARGE (\$/1000 GAL)	UNIT CHARGE (\$/1000 GAL)	UNIT CHARGE (\$/1000 GAL)	UNIT CHARGE (\$/1000 GAL)	UNIT CHARGE (\$/1000 GAL)	UNIT CHARGE (\$/1000 GAL)	UNIT CHARGE (\$/1000 GAL)	UNIT CHARGE (\$/1000 GAL)	UNIT CHARGE (\$/1000 GAL)	AVERAGE USAGE (GAL/MON)	AVERAGE USAGE (GAL/MON)	AVG UNIT CHARGE PER MONTH (\$)	HISTORIC AVG MONTHLY BILL	AVG UNIT CHARGE PER MONTH (\$)	HISTORIC AVG MONTHLY BILL
INSIDE CITY CUSTOMERS																		
3/4" Meter (Res: 60/Comm:96)	493		\$20.92	\$3.64	\$3.77	\$4.80		\$6.28					13,026.0	15,814	\$68.76		\$0.00	\$406,796
3/4" Meter (Res: 68/Comm:70)	91		\$20.92	\$3.64	\$3.77	\$4.80		\$6.28					6,021	7,440	\$42.86		\$0.00	\$46,800
3/4" Meter (Res: 68/Comm:70)	18		\$20.92	\$3.64	\$3.77	\$4.80		\$6.28					1,648	2,319	\$26.92		\$0.00	\$5,815
3/4" Meter (Res: 68/Comm:70)			\$20.92	\$3.64	\$3.77	\$4.80		\$6.28							\$0.00		\$0.00	\$0
1" Meter (Res: 61/Comm:71)			\$31.05	\$3.64	\$3.77	\$4.80		\$6.28					15,964	14,444	\$0.00		\$0.00	\$0
1" Meter (Res: /Comm:97)			\$31.05	\$3.64	\$3.77	\$4.80		\$6.28						15,077	\$0.00		\$0.00	\$0
1-1/2" Meter (Res: /Comm:73)			\$44.21	\$3.64	\$3.77	\$4.80		\$6.28							\$0.00		\$0.00	\$0
1-1/2" Meter (Res: /Comm:73)			\$44.21	\$3.64	\$3.77	\$4.80		\$6.28						22,680	\$0.00		\$0.00	\$0
2" Meter (Res: 69/Comm:74)			\$61.17	\$3.64	\$3.77	\$4.80		\$6.28						140,218	\$0.00		\$0.00	\$0
2" Meter (Res: 49/Comm:)			\$61.17	\$3.64	\$3.77	\$4.80		\$6.28						92,556	\$0.00		\$0.00	\$0
2" Meter (Res: 49/Comm:)			\$61.17	\$3.64	\$3.77	\$4.80		\$6.28						69,880	\$0.00		\$0.00	\$0
2" Meter (Res: 49/Comm:)			\$61.17	\$3.64	\$3.77	\$4.80		\$6.28						6,206	\$0.00		\$0.00	\$0
3" Meter (Res: /Comm:63)			\$83.65	\$3.64	\$3.77	\$4.80		\$6.28						45,144	\$0.00		\$0.00	\$0
4" Meter (Res: /Comm:)			\$334.55	\$3.64	\$3.77	\$4.80		\$6.28							\$0.00		\$0.00	\$0
6" Meter (Res: /Comm:)			\$616.90	\$3.64	\$3.77	\$4.80		\$6.28							\$0.00		\$0.00	\$0
8" Meter (Res:/Comm:)			\$878.30	\$3.64	\$3.77	\$4.80		\$6.28							\$0.00		\$0.00	\$0
10" Meter (Res:/Comm:)			\$1,150.16	\$3.64	\$3.77	\$4.80		\$6.28							\$0.00		\$0.00	\$0
	602	0											36659	431778				
OUTSIDE CITY CUSTOMERS																		
3/4" Meter (Res: 50/Comm:30)	270		\$26.14	\$4.56	\$4.71	\$6.00		\$7.85					7,278	7,631	\$59.30		\$0.00	\$192,124
3/4" Meter (Res: 50/Comm:30)	9		\$26.14	\$4.56	\$4.71	\$6.00		\$7.85					5,193	2,460	\$49.80		\$0.00	\$5,378
1" Meter (Res:48/Comm:31)			\$38.82	\$4.56	\$4.71	\$6.00		\$7.85					3,731	5,514	\$0.00		\$0.00	\$0
1-1/2" Meter (Res: /Comm:)			\$55.27	\$4.56	\$4.71	\$6.00		\$7.85						256,500	\$0.00		\$0.00	\$0
2" Meter (Res: /Comm:67)			\$76.47	\$4.56	\$4.71	\$6.00		\$7.85						2,797	\$0.00		\$0.00	\$0
3" Meter (Res:/Comm:)			\$104.56	\$4.56	\$4.71	\$6.00		\$7.85							\$0.00		\$0.00	\$0
4" Meter (Res: /Comm:)			\$418.19	\$4.56	\$4.71	\$6.00		\$7.85							\$0.00		\$0.00	\$0
6" Meter (Res: /Comm:)			\$771.13	\$4.56	\$4.71	\$6.00		\$7.85							\$0.00		\$0.00	\$0
8" Meter (Res:/Comm:)			\$1,097.88	\$4.56	\$4.71	\$6.00		\$7.85							\$0.00		\$0.00	\$0
10" Meter (Res:/Comm:)			\$1,437.70	\$4.56	\$4.71	\$6.00		\$7.85							\$0.00		\$0.00	\$0
	279	0											16,202	274,902				
TOTAL	881	0																\$656,913

FY '30

n/a

n/a

15.0% rate increase

population increase

commercial connection increase

				\$39.91	\$20.64	\$26.27									
				Block 1	Block 2	Block 3	Block 4	Block 5							
				< 10,000	10,001 - 15,000	15,001 - 20,000	> 20,001								
IRRIGATION	RESIDENTIAL	COMMERCIAL													
CUSTOMER TYPE	NUMBER OF CUSTOMERS	NUMBER OF CUSTOMERS	BASE CHARGE (\$/MONTH)	UNIT CHARGE (\$/1000 GAL)	UNIT CHARGE (\$/1000 GAL)	UNIT CHARGE (\$/1000 GAL)	UNIT CHARGE (\$/1000 GAL)	UNIT CHARGE (\$/1000 GAL)	AVERAGE USAGE (GAL/MON)	AVERAGE USAGE (GAL/MON)	AVG UNIT CHARGE PER MONTH (\$)	HISTORIC AVG MONTHLY BILL	AVG UNIT CHARGE PER MONTH (\$)	HISTORIC AVG MONTHLY BILL	TOTAL ANNUAL REVENUE (\$)
INSIDE CITY CUSTOMERS															
3/4" Meter (Res: 60/Comm:96)	493		\$22.91	\$3.99	\$4.13	\$5.25	\$6.87		13,026.0	15,814	\$75.31		\$0.00		\$445,538
3/4" Meter (Res: 68/Comm:70)	91		\$22.91	\$3.99	\$4.13	\$5.25	\$6.87		6,021	7,440	\$46.94		\$0.00		\$51,257
3/4" Meter (Res: 68/Comm:70)	18		\$22.91	\$3.99	\$4.13	\$5.25	\$6.87		1,648	2,319	\$29.48		\$0.00		\$6,369
3/4" Meter (Res: 68/Comm:70)			\$22.91	\$3.99	\$4.13	\$5.25	\$6.87				\$0.00		\$0.00		\$0
1" Meter (Res: 61/Comm:71)			\$34.01	\$3.99	\$4.13	\$5.25	\$6.87		15,964	14,444	\$0.00		\$0.00		\$0
1" Meter (Res: /Comm:97)			\$34.01	\$3.99	\$4.13	\$5.25	\$6.87			15,077	\$0.00		\$0.00		\$0
1-1/2" Meter (Res: /Comm:73)			\$48.42	\$3.99	\$4.13	\$5.25	\$6.87				\$0.00		\$0.00		\$0
1-1/2" Meter (Res: /Comm:73)			\$48.42	\$3.99	\$4.13	\$5.25	\$6.87			22,680	\$0.00		\$0.00		\$0
2" Meter (Res: 69/Comm:74)			\$67.00	\$3.99	\$4.13	\$5.25	\$6.87			140,218	\$0.00		\$0.00		\$0
2" Meter (Res: 49/Comm:)			\$67.00	\$3.99	\$4.13	\$5.25	\$6.87			92,556	\$0.00		\$0.00		\$0
2" Meter (Res: 49/Comm:)			\$67.00	\$3.99	\$4.13	\$5.25	\$6.87			69,880	\$0.00		\$0.00		\$0
2" Meter (Res: 49/Comm:)			\$67.00	\$3.99	\$4.13	\$5.25	\$6.87			6,206	\$0.00		\$0.00		\$0
3" Meter (Res: /Comm:63)			\$91.61	\$3.99	\$4.13	\$5.25	\$6.87			45,144	\$0.00		\$0.00		\$0
4" Meter (Res: /Comm:)			\$366.41	\$3.99	\$4.13	\$5.25	\$6.87				\$0.00		\$0.00		\$0
6" Meter (Res: /Comm:)			\$675.65	\$3.99	\$4.13	\$5.25	\$6.87				\$0.00		\$0.00		\$0
8" Meter (Res:/Comm:)			\$961.95	\$3.99	\$4.13	\$5.25	\$6.87				\$0.00		\$0.00		\$0
10" Meter (Res:/Comm:)			\$1,259.70	\$3.99	\$4.13	\$5.25	\$6.87				\$0.00		\$0.00		\$0
	602	0							36659	431778					
OUTSIDE CITY CUSTOMERS															
			\$62.36	\$32.25	\$41.04										
3/4" Meter (Res: 50/Comm:30)	270		\$28.63	\$4.99	\$5.16	\$6.57	\$8.59		7,278	7,631	\$64.94		\$0.00		\$210,421
3/4" Meter (Res: 50/Comm:30)	9		\$28.63	\$4.99	\$5.16	\$6.57	\$8.59		5,193	2,460	\$54.54		\$0.00		\$5,891
1" Meter (Res:48/Comm:31)			\$42.51	\$4.99	\$5.16	\$6.57	\$8.59		3,731	5,514	\$0.00		\$0.00		\$0
1-1/2" Meter (Res: /Comm:)			\$60.53	\$4.99	\$5.16	\$6.57	\$8.59			256,500	\$0.00		\$0.00		\$0
2" Meter (Res: /Comm:67)			\$83.75	\$4.99	\$5.16	\$6.57	\$8.59			2,797	\$0.00		\$0.00		\$0
3" Meter (Res:/Comm:)			\$114.52	\$4.99	\$5.16	\$6.57	\$8.59				\$0.00		\$0.00		\$0
4" Meter (Res: /Comm:)			\$458.02	\$4.99	\$5.16	\$6.57	\$8.59				\$0.00		\$0.00		\$0
6" Meter (Res: /Comm:)			\$844.57	\$4.99	\$5.16	\$6.57	\$8.59				\$0.00		\$0.00		\$0
8" Meter (Res:/Comm:)			\$1,202.44	\$4.99	\$5.16	\$6.57	\$8.59				\$0.00		\$0.00		\$0
10" Meter (Res:/Comm:)			\$1,574.62	\$4.99	\$5.16	\$6.57	\$8.59				\$0.00		\$0.00		\$0
	279	0							16,202	274,902					
TOTAL	881	0													\$719,476

UTILITY SYSTEM RATE ANALYSIS

FOR

CITY OF GREEN COVE SPRINGS, FLORIDA



Prepared by:

MITTAUER & ASSOCIATES, INC.
CONSULTING ENGINEERS
Orange Park, Florida
Project No. 8905-64-1
January 2024

UTILITY SYSTEM RATE ANALYSIS
FOR
CITY OF GREEN COVE SPRINGS, FLORIDA

DRAFT

Prepared by:

MITTAUER & ASSOCIATES, INC.
CONSULTING ENGINEERS
Orange Park, Florida
Project No. 8905-64-1
January 2024

EXECUTIVE SUMMARY

The enclosed Rate Analysis (“Rate Study”) reviews the implications of known capital requirements or improvements impacting the City in the coming five years along with other recommendations for funding the operation and maintenance of the utility systems. The most significant driver of the City’s capital needs are related to the following interrelated items:

- Wastewater treatment consolidation with advanced wastewater treatment (AWT) enhancement at the Harbor Road Water Reclamation Facility (WRF); and
- Elimination of non-beneficial surface water discharges as part of the Senate Bill 64 legislation, which will require expansion of the City’s reclaimed water delivery systems (storage and distribution system piping).

Additional capital needs have also been outlined and programmed for on-going rehabilitation and maintenance of the City’s existing infrastructure. Significant modifications to the City’s potable water, wastewater, and/or reclaimed water systems associated with the Reynolds property redevelopment has not been contemplated at this time.

The anticipated transition to a larger reclaimed water distribution system can affect the City’s overall utility revenues when potable water irrigation is converted to reclaimed water irrigation. For purposes of this analysis, the reclaimed water irrigation rates are proposed to match the potable irrigation rates so gross revenue projections are not changed but will be allocated into different enterprise funds. The anticipated benefit is the reduction of costs from the current Clay County Utility Authority (CCUA) bulk potable water connection serving the elevated areas of Magnolia Point to maintain higher operational system pressures. The City’s near-term reclaimed water service areas are currently served via separate irrigation meters, so reduced sewer revenue is not anticipated as these systems are converted from potable to reuse.

For contemplated system improvements that will require private and/or public (i.e., State Revolving Fund (SRF)) financing, the City will need to consider how to group projects into financial vehicles to limit non-construction costs associated with creation of each financial instrument and associated management of the financial and project delivery process. For purposes of this report, the financed capital improvements were programmed as follows:

- **Water System Improvements (see Tables III-10 & VI-1):**
 - \$1,050,000 [Dist. Sys. Mod./Ext. | Private Design-Construction Loan]
 - \$2,171,500 [Reynolds WTP Mod. & Mag Pt. Reuse | FDEP SRF Design Loan]
 - \$1,500,000 [Reynolds WTP Mod. | FDEP SRF Construction Loan]
 - \$5,500,000 [Reynolds Well Field Replacement | FDEP SRF Design/Const. Loan]
 - TOTAL = \$10,221,500 financed improvements**

- **Sewer System Improvements (see Tables IV-10 & VI-1):**
 - \$968,000 [Trans. Sys. Mod./Ext. | Private Construction Loan]
 - \$1,176,500 [Coll. Sys. Rehab & HRWRF Outfall Ext. | Private Des./Const. Loan]
 - \$7,000,000 [HRWRF Consolid. Ph. III | FDEP SRF Construction Loan]
 - \$500,000 [HRWRF Consolid. Ph. IV | FDEP SRF Design Loan]
 - TOTAL = \$9,644,500 financed improvements**
 - (additional \$2.9 M sewer rehabilitation work is slated for completion in FY '29 or beyond)*

- **Reuse System Improvements (see Table VI-1):**
 - \$6,000,000 [Mag Pt Retrofit, Phase 1 | FDEP SRF Construction Loan]
 - \$6,000,000 [Mag Pt Retrofit, Phase 2 | FDEP SRF Construction Loan]
 - TOTAL = \$12,000,000 financed improvements**

A detailed analysis of the City's various budget items were completed, and the following general assumptions were built into future revenue requirements for the enterprise funds:

- Non-financed capital improvements being funded from 'Revenue' sources were programmed into year-to-year expenses within the rate review. The City's current 5-year capital improvement plan was utilized to forecast 'Revenue' funding needs from year to year. Those non-financed capital improvements being funded from 'Depreciation Reserve', 'Reimbursable', 'Private Developer', 'Trust Fund', or 'Retained Earnings' were not considered in year-to-year revenue needs since they are funded from sources outside of a particular year's general revenue stream derived specifically from the utility's operation.
- Financed capital improvements were considered as summarized above, which differs in some locations when compared to published capital improvement plans.
- Ongoing maintenance expenses for the Water, Sewer, and Reclaimed Water System are maintained at current budget percentages into the future.

- Inter-fund transfers and Customer Service costs are maintained at current percentages.
- Trust fund and grant fund revenues were not considered within the rate analysis. Acquisition of grant funding will continue, but was not considered to conservatively project financing needs. Trust funds can be utilized as needed to assist in capital expense reductions when appropriately allocated.
- A 2% gross inflationary factor is included in expenditure projections for Operation & Maintenance costs.

Based on 2022 average water use, the average water utility bill per residential connection is summarized as follows:

TABLE ES-1 2022 WATER & SEWER AVERAGE MONTHLY RESIDENTIAL BILL						
Category	In-City			Out of City		
	Water	Sewer	Total	Water	Sewer	Total
3/4" Meter	\$20.09	\$49.40	\$69.49	\$25.11	\$61.75	\$86.86
1" Meter	\$26.60	\$76.23	\$102.83	\$33.25	\$95.29	\$128.54
1-1/2" Meter	\$35.05	\$135.57	\$170.62	\$43.81	\$169.46	\$213.27

Based on current rates and average water use of 5,000 gallons per month, the average monthly bills for various utilities within the region are summarized as follows:

TABLE ES-2 2023 - 2024 REGIONAL UTILITY COMPARISON FOR AVERAGE MONTHLY WATER BILL^A	
Utility	Estimated Water & Sewer Monthly Bill
City of Green Cove Springs	\$69.49
CCUA	\$70.62
Town of Orange Park	\$72.33
JEA	\$73.15
St. Johns County	\$79.40

A: Estimated bills based on 5,000 gallons per month of use with 3/4" meter.

The average residential potable water use for customers within the City was as follows:

TABLE ES-3 2022 AVERAGE NON-IRRIGATION WATER USE BREAKDOWN			
Average Water Use (gal/month)	Number of Connections	Percentage of Total Connections	Cumulative Percent Usage
< 2,000	2	0.06%	0.06%
2,001 - 4,000	581	16.35%	16.41%
4,001 - 6,000	2,177	61.27%	77.68%
6,001 - 10,000	791	22.26%	99.94%
10,001 - 12,000	0	0.00%	99.94%
12,001 - 14,000	2	0.06%	100.00%
> 14,000	0	0.00%	100.00%
Total	3553		

Based on the current water consumption, over 77% of the City's residential connections utilize less than 6,000 gallons per month and approximately 99.94% use less than 10,000 gallons per month.

The following items were considered during the rate modification review:

- Connection growth was increased at a rate 21% over the denoted five year period from 2017 to 2022 or 4.20% per year. As a result, Residential Connections had an increase of approximately 164 units per year while Commercial Connections increased at approximately 11 units per year. For the rate model, a 3% and 1% annual increase was respectively forecasted for residential and commercial meter (connection) growth.
- Irrigation meter connection counts increased between FY '19 and FY'20 as a result of the Black Creek Village and Edgewater Landing developments. Subsequent irrigation meter growth was either stagnant or marginally declined. For the rate model, Black Creek Village and Edgewater Landing potable irrigation meter connections will be converted to reclaimed water services following the completion of the Harbor Road Water Reclamation Facility Advanced Wastewater Treatment and Expansion project slated at the end of 2024. Additional, or 'new',

potable irrigation connections were not considered.

The timing, financing, and allocation of costs to complete the reclaimed water expansion improvements can be further considered by the City in the coming years. For purposes of this rate update, the current reclaimed water costs are allocated to the Water Enterprise Fund using the FDEP SRF Drinking Water program. Future costs may be eligible from the FDEP SRF Clean Water (i.e., wastewater) program but will timing considerations since FDEP will only allow one open grant/loan project per program. The City may also transfer funding from the Sewer Enterprise Fund to other funds to offset potential funding deficits. Transfers beyond existing fund movements were not contemplated at this time.

The debt service related to future Magnolia Point reclaimed water construction is modeled within the Reuse Enterprise Fund. A two-phase approach is considered utilizing the FDEP SRF program as well as the SJRWMD Cost-Share program. Therefore, significant grant funding is currently utilized within the rate model.

The City's existing tiered rate system would remain and the percentage increases outlined below are based on increases from the November 2023 approved rates. The main exception is the Reuse System which would require modification to mirror the Potable System's Irrigation Rate Schedule. The Reuse System rate model was built starting from November 2023 Potable Irrigation Rates and Tiers.

A summary of the rate considerations are summarized as follows:

1. Water System

Expense and revenue projections are summarized in **Attachment A**. Projected rate increases and/or considerations:

- FY'24 = Projected annual deficit of <\$267,700>
- FY'25 = 20% increase | Projected annual deficit of <\$171,200>
- FY'26 = 20% increase | Projected annual surplus of \$100,400
- FY'27 = 3% increase | Projected annual surplus of \$180,000
- FY'28 = 5% increase | Projected annual surplus of \$143,700
- FY'29 = 5% increase | Projected annual surplus of \$138,500
- FY'30 = 15% increase | Projected annual surplus of \$57,000

2. Sewer System

Expense and revenue projections are summarized in **Attachment B**. Projected rate increases and/or considerations:

- FY'24 = Projected annual deficit of <\$104,500>
- FY'25 = 3% increase | Projected annual surplus of \$20,200
- FY'26 = 3% increase | Projected annual surplus of \$40,200
- FY'27 = 3% increase | Projected annual surplus of \$130,500
- FY'28 = 10% increase | Projected annual surplus of \$71,100
- FY'29 = 15% increase | Projected annual surplus of \$63,800
- FY'30 = 15% increase | Projected annual surplus of \$91,900

3. Reuse System

Expense and revenue projections are summarized in **Attachment C**. Projected rate increases and/or considerations:

- The water system's irrigation rate schedule was utilized as the basis to create the reuse system rate schedule.
- Expenditure category costs are estimated based on anticipated costs to run and maintain the system. Non-Financed Capital Improvements were not included at this time.
- Financed Capital Improvements were limited to 'Phase 1' and 'Phase 2' Magnolia Point extension projects.
- No commercial connections are considered at this time.
- Black Creek Village and Edgewater Landing irrigation revenue is removed from the Water Enterprise Fund and transferred to the Reuse Enterprise Fund beginning in FY '25. Magnolia Point Phase 1 and Phase 2 revenues are respectively estimated in FY '27 and FY '29.
- The resultant financial projections are summarized as follows:
 - FY'24 = Beginning Fund Balance of \$986,000
 - FY'25 = 20% increase | Projected annual deficit of <\$3,300>
 - FY'26 = 20% increase | Projected annual surplus of \$24,900
 - FY'27 = 3% increase | Projected annual surplus of \$166,900

- FY'27 = 3% increase | Projected annual surplus of \$166,900
- FY'28 = 5% increase | Projected annual surplus of \$171,700
- FY'29 = 5% increase | Projected annual surplus of \$312,000
- FY'30 = 15% increase | Projected annual surplus of \$371,100

DRAFT

TABLE OF CONTENTS

EXECUTIVE SUMMARY	ES 1-ES 7
I. INTRODUCTION	1
A. Purpose	1
B. Scope	2
II. UTILITY SYSTEM OPERATIONS OVERVIEW	3
III. EXISTING WATER SYSTEM FINANCES	5
A. Existing Financial Review: Water Revenues	5
1. Water Sales	11
B. Existing Financial Review: Water Expenditures	14
1. Water O&M Expenditures	17
2. Remaining Water System Expenditures	20
a. Existing Capital Improvement Debt Service	21
b. Water System - Customer Service (Billing)	21
c. Existing Inter-Fund Transfers	21
d. Depreciation	21
e. Financed Improvements	22
C. Existing Financial Review: Water Revenue vs. Expenditures	23
IV. EXISTING SEWER SYSTEM FINANCES	26
A. Existing Financial Review: Sewer Revenues	26
1. Sewer Sales	30
B. Existing Financial Review: Sewer Expenditures	33
1. Sewer O&M Expenditures	36
2. Remaining Sewer System Expenditures	39
a. Existing Capital Improvement Debt Service	40
b. Sewer System - Customer Service (Billing)	41
c. Existing Inter-Fund Transfers	41
d. Depreciation	41
e. Financed Improvements	41
C. Existing Financial Review: Sewer Revenue vs. Expenditures	43
V. RECLAIMED WATER SYSTEM FINANCES	46
VI. UTILITY SYSTEM FINANCE PROJECTIONS	48

VII. UTILITY SYSTEM REVENUE REQUIREMENTS	52
A. Existing Rate Structure Considerations	53
B. Utility Systems Revenue & Expenditure Requirements	56
1. Water System	56
2. Sewer System	57
3. Reuse System	58

TABLES

II-1	Water System Enterprise Fund Revenue & Expenditure Categories	4
II-2	Sewer System Enterprise Fund Revenue & Expenditure Categories	4
II-3	Reuse System Enterprise Fund Revenue & Expenditure Categories	5
III-1	FY'17 - FY'22 Water System Revenues	7
III-2	FY'19 - FY'22 Water System Revenues Summary	10
III-3	FY'22 Residential & Commercial Water Rate Schedule	11
III-4	Residential Water Connections From January 2017 to August 2022	12
III-5	Commercial Water Connections From January 2017 to August 2022	13
III-6	FY'17 - FY'22 Annual Water System Expenditures	14
III-7	FY'19 - FY'22 Annual Water System Expenditures Breakdown	15
III-8	FY'17 - FY'22 Water System Annual O&M Budget	17
III-9	FY'24 - FY'28 Water System Non-Financed Capital Improvements	20
III-10	FY'24 - FY'28 Water System Financed Capital Improvements	22
III-11	FY'19 - FY'22 Water System Revenue & Expenditures Breakdown	23
III-12	FY'17 - FY'22 Water System Net Revenue Trend	25
IV-1	FY'17 - FY'22 Sewer System Revenues	27
IV-2	FY'19 - FY'22 Sewer System Revenues Summary	30
IV-3	FY'22 Residential and Commercial Sewer Rate Schedule	31
IV-4	Residential Sewer Connections From January 2017 to August 2022	32
IV-5	Commercial Sewer Connections From October 2018 to August 2022	33
IV-6	FY'17 - FY'22 Annual Sewer System Expenditures	34
IV-7	FY'19 - FY'22 Annual Sewer System Expenditures Breakdown	36
IV-8	FY'17 - FY'22 Sewer System Operating O&M Budget	37
IV-9	FY '24 - FY '28 Sewer System Non-Financed Capital Improvements	39
IV-10	FY '24 - FY '28 Sewer System Financed Capital Improvements	42
IV-11	FY'19 - FY'22 Sewer System Revenue & Expenditure Breakdown	43
IV-12	FY'19 - FY'22 Sewer System Net Revenue Trend	44
V-1	Current and Potential Reuse Customers	47

VI-1	FY'24 - FY '28 Utility System Financed Capital Improvements	49
VII-1	Historic Water and Sewer Use per Year	52
VII-2	August 2022 Water Customer Counts	53
VII-3	August 2022 Sewer Customer Counts	53

FIGURES

III-1	Water System Revenue Trends (Water Sale Revenue)	8
III-2	Water System Revenue Trends (Other Revenue Components)	9
III-3	Water System Expenditure Trends (Expenditure Components)	16
III-4	Water System O&M Expenditure Trends	19
III-5	Water System Revenue vs. Expenditure Trends	24
IV-1	Sewer System Revenue Trends (Sewer Use Revenue)	28
IV-2	Sewer System Revenue Trends (Other Revenue Components)	29
IV-3	Sewer System Expenditure Trends (Expenditure Components)	34
IV-4	Sewer System O&M Expenditure Trends	38
IV-5	Sewer System Revenue vs. Expenditure Trends	45

ATTACHMENT

- A Water System Rate Projection Model
- B Sewer System Rate Projection Model
- C Reuse System Rate Projection Model

I. INTRODUCTION

A. PURPOSE

The City of Green Cove Springs (“City”) owns and operates a water, wastewater (“sewer”), and reclaimed water (“reuse”) system. The water system provides City customers potable water that meets or exceeds the Florida Department of Environmental Protection (FDEP) requirements as well as provides fire protection capabilities through the pump and piping distribution system. The sewer system provides a mechanism for the customers to dispose of their wastewater through a central collection and disposal system. This benefits the City and customers by eliminating the need for numerous on-site sewage disposal systems, or septic tanks, which require regular maintenance and can also provide substandard treatment that impacts the environment. The central sewer system allows the City to collect and treat the wastewater at their treatment plants in accordance with the FDEP requirements. One result of a central sewer system is the opportunity to provide reclaimed water to the public for non-essential use such as irrigation. A reclaimed water system is interrelated to the sewer system as reclaimed water is “produced” from the sewer system. The reclaimed water system also has the benefit of offsetting non-essential potable water use for irrigation which conserves the amount of water taken from the aquifer.

For purposes of this analysis, the separate utility systems are defined as follows:

- The “Water System” is broadly comprised of: Two (2) water treatment plants (WTP) (Harbor Road WTP and Reynolds WTP), four ground storage tanks, three elevated storage tanks, high service pumps, Supervisory Control and Data Acquisition (SCADA) system (computers, control components, real-time records, remote operation capabilities, telemetry systems, etc.), and distribution system (household services, meters, piping, valves, fire hydrants, etc.).
- Sewer System” is broadly comprised of: Two (2) water reclamation facilities (WRF) (Harbor Road WRF and South WRF), force mains, numerous pump stations, SCADA system (computers, control components, real-time records, remote operation capabilities, telemetry systems, etc.), and gravity collection system (household services, gravity collection piping, manholes, etc.).

- “Reclaimed Water System” has components within the Wastewater System and is broadly comprised of: WRF filter, WRF high-level disinfection system (chemical feed pumps, chemicals, chlorine contact chamber, etc.), reclaimed water pumps, telemetry system (computers, control components, real-time records, remote operation capabilities, etc.), and reclaimed water main(s).

At this time, the City operates their Water, Wastewater, and Reclaimed Water Systems as separate enterprise funds. Currently, the City has one reclaimed water customer who accepts bulk service, so the enterprise fund is not utilized. The bulk service customer is Magnolia Point who utilizes the reclaimed water to supplement their golf course irrigation water supply. As an enterprise fund, the City operates and maintains these systems and charges service and user fees, as defined further herein, to ensure the systems are functional as well as meet the required rules and laws for operation.

The City has requested a review of their utility rates to determine further rate modifications to address regulatory actions related to the surface water elimination requirements, current debt service, and other capital needs.

B. SCOPE

Mittauer & Associates, Inc. (M&A) was authorized to complete an updated analysis of the City’s current rate structure and provide input for the City’s use in determining how the enterprise funds may be modified to ensure revenues are sufficient and equitable to address future capital investment, ongoing maintenance, inflationary costs, and ongoing operation of the systems.

The analysis detailed further herein is provided based on the recommendations contained within the American Water Works Association (AWWA) Manual M1 (Principles of Water Rates, Fees, and Charges), Manual M54 (Developing Rates for Small Systems), and Water Basics for Decision Makers.

II. UTILITY SYSTEM OPERATIONS OVERVIEW

As defined within the AWWA Manual M1, a “cash-needs” utility rate system is the basis for review of the City’s existing rate structures and is the typical structure for government-operated utility systems. The overall revenue requirements for the utility as a whole, in effect the enterprise fund for the City, are defined as follows:

$$\begin{aligned} \text{Total Revenue} &= \text{Total Expenditures} \\ \text{where,} \\ \text{Total Expenditures} &= \text{Operation \& Maintenance (O\&M) Costs} + \text{Debt Service} \\ &\quad \text{Related to Capital Improvements} + \text{Reserve} + \text{Non-financed} \\ &\quad \text{Capital Improvements} + \text{Inter-fund Transfers} \end{aligned}$$

For purposes of defining the revenue side of the equation, the Total Revenue for the City’s Water System is calculated as follows:

$$\begin{aligned} \text{Total Revenue} &= \text{Water Sales [User Fees (Base Charge \& Use)]} + \text{Water} \\ &\quad \text{Taps} + \text{Water Department Services} + \text{WITF Fees (Water} \\ &\quad \text{Improvement Trust)} + \text{Fees related to Developer’s} \\ &\quad \text{Agreement} + \text{Interest (Florida State Board of Administration} \\ &\quad \text{("FSBA"), Water Improvement Trust Fund ("WITF"), etc.)} + \\ &\quad \text{Fire Protection Fees} + \text{Sale of Surplus} + \text{Bad Debts} \\ &\quad \text{Collected} + \text{Extension Reimbursement} + \text{Consultant Fees} \\ &\quad \text{Reimbursement} + \text{Late Fees} + \text{Miscellaneous Income} \end{aligned}$$

Grant funding is also a component of total revenue and is a revenue source that has benefitted the City over the years. Grant revenue is never a guarantee and as the City grows those dollars will be more difficult to obtain. However, the City should continue to explore avenues to obtain grant dollars and incorporate any grant revenue into a yearly rate review as discussed further herein. The categories for the Sewer and Reclaimed Water Systems are broadly the same and will be defined further herein.

The total revenue and expenditures defined above are related to continuing operations whereas revenue related to WITF and capital-in-aid-of-construction (CIAC) fees are not part of this analysis. In essence, the City attempts to operate the water and sewer enterprises to balance the items listed above. The revenues should equal, or exceed, the expenditures on a year-to-year basis. **Table II-1** and **Table II-2** generally defines the various categories the City utilizes to track revenue and expenditures related to each of their enterprise funds.

TABLE II-1 WATER SYSTEM ENTERPRISE FUND REVENUE & EXPENDITURE CATEGORIES	
Revenue	Expenditures
<ul style="list-style-type: none"> • Water Sales [User Fees (Base Charge & Use)] • Water Taps • Water Department Services • Water Improvement Trust (WITF Fees) • Fees related to Developer's Agreement • Interest (FSBA, WITF, etc.) • Extension Reimbursement • Consultant Fees Reimbursement • Sale of Surplus • Fire Protection Fees • Bad Debts Collected • Misc Income • Late Fees • CIAC Fees • Grant Revenue 	<ul style="list-style-type: none"> • Operation & Maintenance (O&M) Costs • Debt Service Related to Capital Improvements • Reserve • Non-financed Capital Improvements • Inter-fund Transfers • Customer Service Fees

In comparison, the Sewer System revenues and expenditures are defined as follows:

TABLE II-2 SEWER SYSTEM ENTERPRISE FUND REVENUE & EXPENDITURE CATEGORIES	
Revenue	Expenditures
<ul style="list-style-type: none"> • Sewer Use [User Fees (Base Charge & Use)] • Inspection Fees • Fees related to Developer's Agreement • Interest Revenue (FSBA, WITF, etc.) • Late Fees • Impact Fees (Wastewater Improvement Trust) • CIAC Fees • Grant Revenue 	<ul style="list-style-type: none"> • Operation & Maintenance (O&M) Costs • Debt Service Related to Capital Improvements • Reserve • Non-financed Capital Improvements • Inter-fund Transfers • Customer Service Fees

The reclaimed water system fund is a new enterprise fund. A summary of the tracking categories is provided in **Table II-3**.

TABLE II-3 RECLAIMED WATER SYSTEM ENTERPRISE FUND REVENUE & EXPENDITURE CATEGORIES	
Revenue	Expenditures
<ul style="list-style-type: none"> • Reclaimed Water Use [Base Charge & Use] • Fines & Forfeitures • Investment Income • Financing Sources • Transfers 	<ul style="list-style-type: none"> • Operation & Maintenance (O&M) Costs • Debt Service Related to Capital Improvements • Capital Outlay

Within the listed categories, the largest revenue stream is obtained through utility Use Fees while the largest expenditure is related to operation and maintenance of the various systems. A more specific analysis of the various items is reviewed further herein.

III. EXISTING WATER SYSTEM FINANCES

In order to further define the Water System revenue and expenditure requirements for future years, a baseline study was completed of the City's more recent revenue and expenditure streams. Within **Section III.A.**, the City's historic revenues and costs for the various components shown in **Table II-1** will be defined. **Section III.B.** will review various items that require consideration related to any rate modifications, and **Section III.C.** will summarize the existing system review. **Sections VI** and **VII** will review future revenue requirements based on estimated expenditure projections.

A. EXISTING FINANCIAL REVIEW: WATER REVENUES

As shown in **Table II-1**, the Water System revenues are comprised of the following items:

1. Water Sales [User Fees (Base Charge & Use)]
2. Water Taps
3. Water Department Services
4. Water Improvement Trust (WITF Fees)
5. Fees related to Developer's Agreement
6. Interest (FSBA, WITF, etc.)
7. Extension Reimbursement
8. Consultant Fees Reimbursement
9. Sale of Surplus
10. Fire Protection Fees
11. Bad Debts Collected
12. Miscellaneous Income
13. Late Fees

The historic revenue of each category is provided within **Table III-1**.

TABLE III-1						
FY '17 THROUGH FY '22 WATER SYSTEM REVENUE						
Item	FY '17	FY '18	FY '19	FY '20 ^B	FY '21	FY '22
Water Sales	\$1,428,400	\$1,454,468	\$1,614,646	\$1,728,000	\$1,774,650	\$1,904,535
Water Taps	\$58,350	\$86,251	\$103,550	\$144,803	\$82,097	\$32,700
Water Dept. Services	\$708	\$4,519	\$802	\$226,782	\$5,121	\$4,403
Developer Agreement Fees	\$11,813	\$0	\$20,611	\$0	\$14,875	\$13,701
Interest-FSBA	\$6,904	\$12,322	\$16,799	\$8,145	\$1,097	\$6,005
Extension Reimbursement	\$667	\$1,650	\$3,900	\$19,550	\$46,650	\$10,750
Consultant Reimbursement	\$0	\$400	\$0	\$0	\$0	\$0
Sale of Surplus	\$39,549	\$1,810	\$12,586	\$1,150	\$578	\$1,431
Fire Protection Fees	\$15,400	\$20,564	\$14,755	\$14,881	\$14,788	\$15,900
Late Fees	\$10,901	\$11,814	\$12,296	\$11,750	\$11,497	\$11,726
Bad Debts Collected	\$151	\$217	\$737	\$627	\$437	\$0
WITF (Impact or Capacity Fees) ^A	\$60,880	\$209,284	\$43,705	\$60,150	\$77,670	\$44,225
Misc. Revenue	\$6,896	\$0	\$244	\$193	\$572	\$2,494
TOTAL	\$1,640,619	\$1,803,299	\$1,844,631	\$2,216,031	\$2,030,032	\$2,047,870
Loan Proceeds	\$0	\$0	\$0	\$0	\$97,074	\$0
TOTAL less WITF Fees	\$1,579,739	\$1,594,015	\$1,800,926	\$2,155,881	\$1,952,362	\$2,003,645

A: WITF revenue is slated for capital improvement costs only. Current balance is \$40,720 (end of FY '23).

B: \$226,782 revenue is an anomaly and not utilized for future revenue projections.

As shown in **Table III-1**, the total revenue numbers from Fiscal Year 2017 to 2022 trend upward with Fiscal Year 2020 having the largest revenue stream due to the number of water connections. Water sales increase consistently year over year during this time period. The largest source of revenue for the City is derived from Water Sales. Between FY '17 and FY '22 this component of the revenue streams has averaged approximately \$1,650,783 or 85% of the City's Total Water Revenue. To provide longer term trends, the Overall Water Sales from Fiscal Year '06 through '22 are shown in **Figure III-1**, while the remaining revenue streams are illustrated within **Figure III-2**.

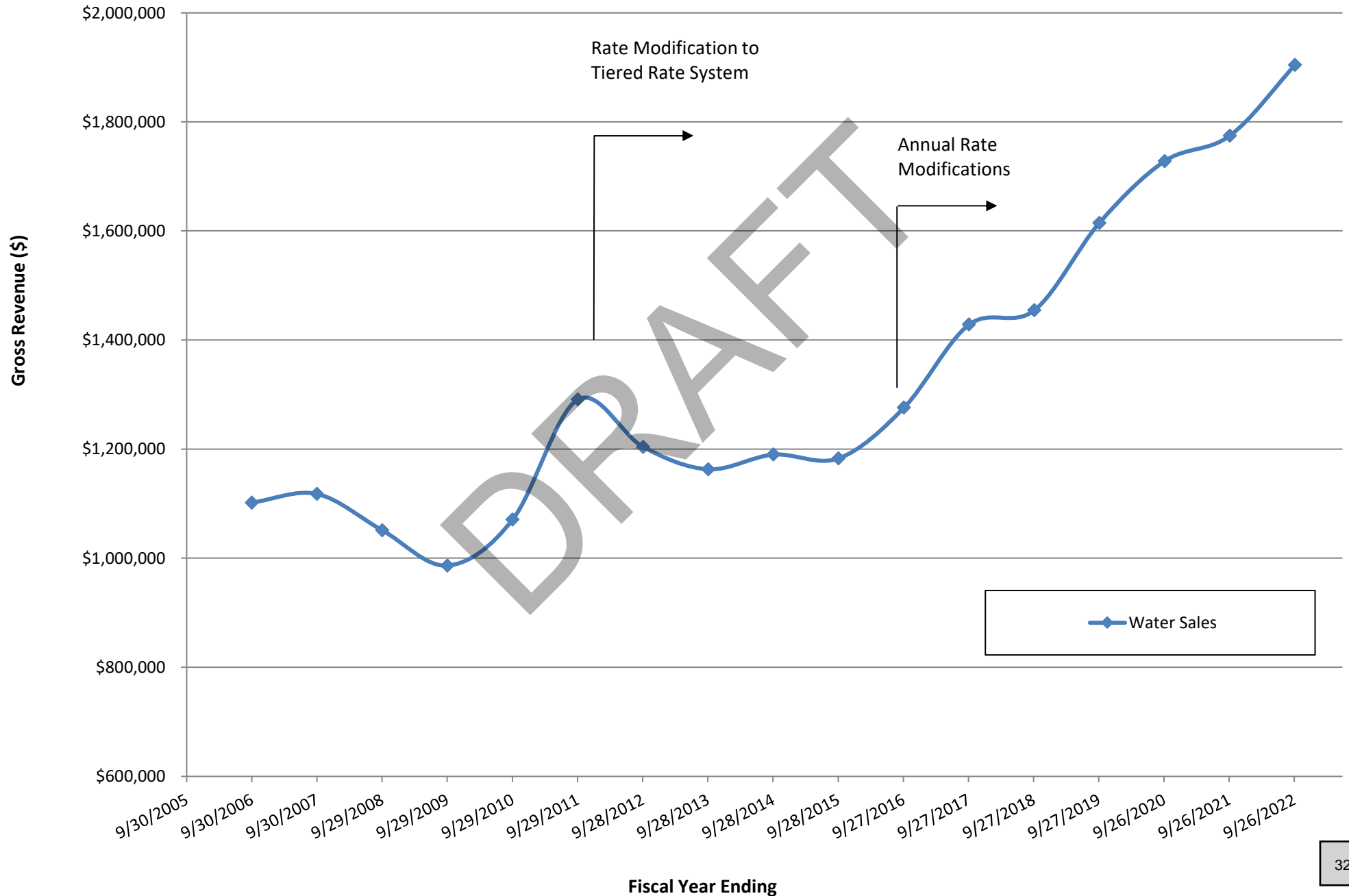


Figure III-2: FY '06 thru FY '22 Water System Revenue Component Trends

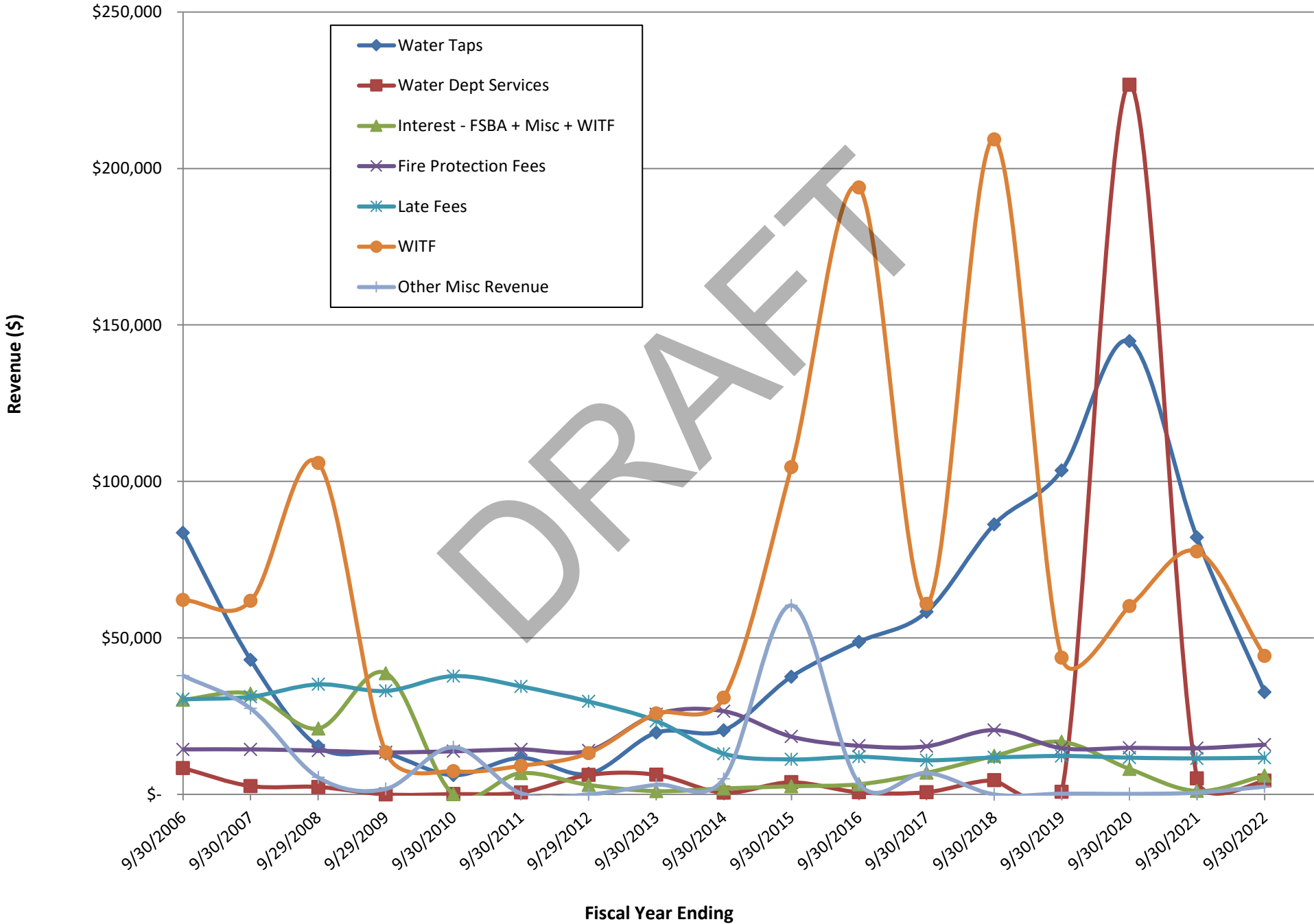


Figure III-1 illustrates the economic downturn in 2008 and 2009. In addition, the graphic illustrates the revenue increases that have resulted from the City's rate modifications. Following the 2010 rate modifications, the revenue reduced as customers became accustomed to the tiered rate system and adjusted their consumption. Following the 2016 rate modifications, the revenue experienced a small plateau but has steadily increased year to year.

Figure III-2 illustrates similar trends. The WITF revenue and water tap revenue dropped from 2008 to 2013 and began to come back up with increases in 2014 and 2017 as a result of growth in Magnolia Point, Edgewater Landing, and Black Creek Village. The other revenue streams are more consistent.

As a percentage of the total budget, **Table III-2** displays each category's portion of the City's total Water System Revenue based on the averaged annual revenue for the past four years (FY '19 to '22).

TABLE III-2 FY'19 THROUGH FY '22 WATER SYSTEM REVENUE SUMMARY		
Item	Average Revenue (FY '19-'22)	Percent Total (%)
Water Sales	\$1,755,458	86.3%
Water Taps	\$90,788	4.5%
Water Department Services	\$59,277	2.9%
Developer Agreement Fees	\$12,297	0.6%
Interest-FSBA	\$8,012	0.4%
Interest-Misc.	\$0	1.0%
Extension Reimbursement	\$20,213	0.0%
Sale of Surplus	\$3,936	0.2%
Fire Protection Fees	\$15,081	0.7%
Bad Debts Collected	\$450	0.6%
Late Fees	\$11,817	0.0%
WITF Fees	\$56,438	2.8%
Misc. Revenue	\$876	0.0%
TOTAL	\$2,034,643	100.0%

1. **Water Sales:** As noted within **Table III-2**, the revenue derived from water sales represents 86% of the Water System's Total Revenue. If WITF revenue is excluded, the percentage increases to 89%. This subsection will review this component in more detail. The 2023 residential and commercial rate schedule for the Water System is summarized in **Table III-3**.

TABLE III-3									
FY '22 RESIDENTIAL AND COMMERCIAL WATER RATE SCHEDULE									
Category (Meter Size)	3/4"	1"	1-1/2"	2"	3"	4"	6"	8"	10"
Monthly Customer Base Charge ^A	\$13.43	\$19.94	\$28.39	\$39.28	\$53.71	\$214.82	\$396.12	\$563.97	\$738.53
A: Monthly Customer Base Charge does not include any usage.									
RESIDENTIAL POTABLE									
Block Size (gal)	0-3,000		3,001-10,000		10,001-15,000		15,001-20,000		20,001 and over
Rate (\$/1,000 gal)	\$0.70		\$2.28		\$2.34		\$2.42		\$2.49
RESIDENTIAL IRRIGATION									
Block Size (gal)	0-10,000		10,001-15,000		15,001-20,000		20,001 and over		
Rate (\$/1,000 gal)	\$2.34		\$2.42		\$3.08		\$4.03		
COMMERCIAL POTABLE									
Block Size (gal)	0-10,000		10,001-15,000		15,001-20,000		20,001 and over		
Rate (\$/1,000 gal)	\$2.28		\$2.34		\$2.42		\$2.49		
COMMERCIAL IRRIGATION									
Block Size (gal)	0-10,000		10,001-15,000		15,001-20,000		20,001 and over		
Rate (\$/1,000 gal)	\$2.34		\$2.42		\$3.08		\$4.03		

As discussed further herein, a review of the City's water use and associated revenue was prepared. As part of that effort, a review of the various connections was completed. A tabulation of the various residential connections beginning in January 2017 and ending in August 2022 is provided within **Table III-4**.

TABLE III-4 EXISTING RESIDENTIAL WATER CONNECTIONS FROM JANUARY 2017 TO AUGUST 2022										
Meter Size	January 2017					August 2022				
	Potable		Irrigation		Total	Potable		Irrigation		Total
	Inside City	Outside City	Inside City	Outside City		Inside City	Outside City	Inside City	Outside City	
3/4"	2,549	259	525	26	3,359	2,755	530	599	279	4,163
1"	253	4	29	1	287	258	8	33	2	301
1-1/2"	1	0	0	0	1	1	1	0	0	2
2"	0	0	0	0	0	0	1	0	0	1
3"	0	0	0	0	0	0	0	0	0	0
4"	0	0	0	0	0	0	0	0	0	0
6"	0	0	0	0	0	0	0	0	0	0
8"	0	0	0	0	0	0	0	0	0	0
10"	0	0	0	0	0	0	0	0	0	0
TOTAL	2,803	263	554	27	3,647	3,014	540	632	281	4,467

On a percentage basis, the overall connection growth has been approximately 22.5% over the denoted five year period or 4.50% per year.

Residential irrigation growth has been of a greater magnitude with a percentage growth of 57.1% over the five year period or 11.42% per year.

A tabulation of the various commercial connections beginning in January 2017 and ending in August 2022 is provided within **Table III-5**.

**TABLE III-5
EXISTING COMMERCIAL WATER CONNECTIONS
FROM JANUARY 2017 TO AUGUST 2022**

Meter Size	January 2017					August 2022				
	Potable		Irrigation		Total	Potable		Irrigation		Total
	Inside City	Outside City	Inside City	Outside City		Inside City	Outside City	Inside City	Outside City	
3/4"	229	42	28	7	306	248	40	34	9	331
1"	28	20	23	5	76	30	21	25	7	83
1-1/2"	34	7	6	0	47	34	9	9	1	53
2"	40	15	25	2	82	44	18	23	5	90
3"	6	2	2	0	10	15	2	3	0	20
4"	3	3	0	0	6	3	3	0	0	6
6"	1	0	0	0	1	1	0	0	0	1
8"	0	0	0	0	0	0	0	0	0	0
10"	0	0	0	0	0	0	0	0	0	0
TOTAL	341	89	84	14	528	375	93	94	22	584

On a percentage basis, the overall connection growth has been approximately 10.6% over the denoted five year period or 2.12% per year.

Commercial irrigation growth has been of a greater magnitude with a percentage growth of 18.4% over the five year period or 3.68% per year.

The City's tiered rate structure has been in effect for approximately 13 years. Utilizing the above information, a spreadsheet model was created (see **Attachment A**) to prepare a baseline for utilization in future rate analysis simulations. Through assistance with the Public Works & Finance Department, water use for the various connections was provided and historically analyzed.

B. EXISTING FINANCIAL REVIEW: WATER EXPENDITURES

As shown in **Table II-1**, the Water System expenditures are comprised of the following items:

1. Operation & Maintenance (O&M) Costs
2. Debt Service Related to Capital Improvements
3. Reserve
4. Non-financed Capital Improvements
5. Inter-fund Transfers

The historic expenditure of each category is provided within **Table III-6**.

TABLE III-6						
FY '17 THROUGH FY '22 ANNUAL WATER SYSTEM EXPENDITURES						
Item	FY '17	FY '18	FY '19	FY '20	FY '21	FY '22
O&M Costs	\$828,673	\$972,728	\$1,031,368	\$1,195,628	\$1,165,921	\$1,246,494
Capital Improvement Debt Service (Interest)	\$22,923	\$17,124	\$20,427	\$37,950	\$34,989	\$40,322
Reserve	\$0	\$0	\$0	\$0	\$0	\$0
Bad Debt Expense	\$2,605	\$2,635	\$2,473	\$2,838	\$2,357	\$1,686
Billing Service	\$78,872	\$99,655	\$99,655	\$99,655	\$99,655	\$99,935
Cost-Recovery Transfer	\$139,530	\$127,433	\$127,433	\$140,176	\$140,176	\$140,176
Transfers - Other	\$65,638	\$65,638	\$65,638	\$64,866	\$64,866	\$100,000
Capital Expenditures	\$165,138	\$728,315	\$105,711	\$807,605	\$1,362,546	\$0
Capital Improvement Debt Service (Principal Payment) ^B	\$149,573	\$155,372	\$329,047	\$118,000	\$138,000	\$138,000
Miscellaneous	\$0	\$0	\$46,290	\$0	\$0	\$0
TOTAL	\$1,452,952	\$2,168,900	\$1,828,042	\$2,466,718	\$3,008,510	\$1,766,613
Depreciation ^A	\$456,006	\$472,447	\$499,157	\$498,737	\$554,269	\$697,067

A: The City has begun to track Depreciation Expense, but this value is just an accounting line item and not a cash expense.

B: FY '22 principal payment included within the summary table, but not registered in City worksheets.

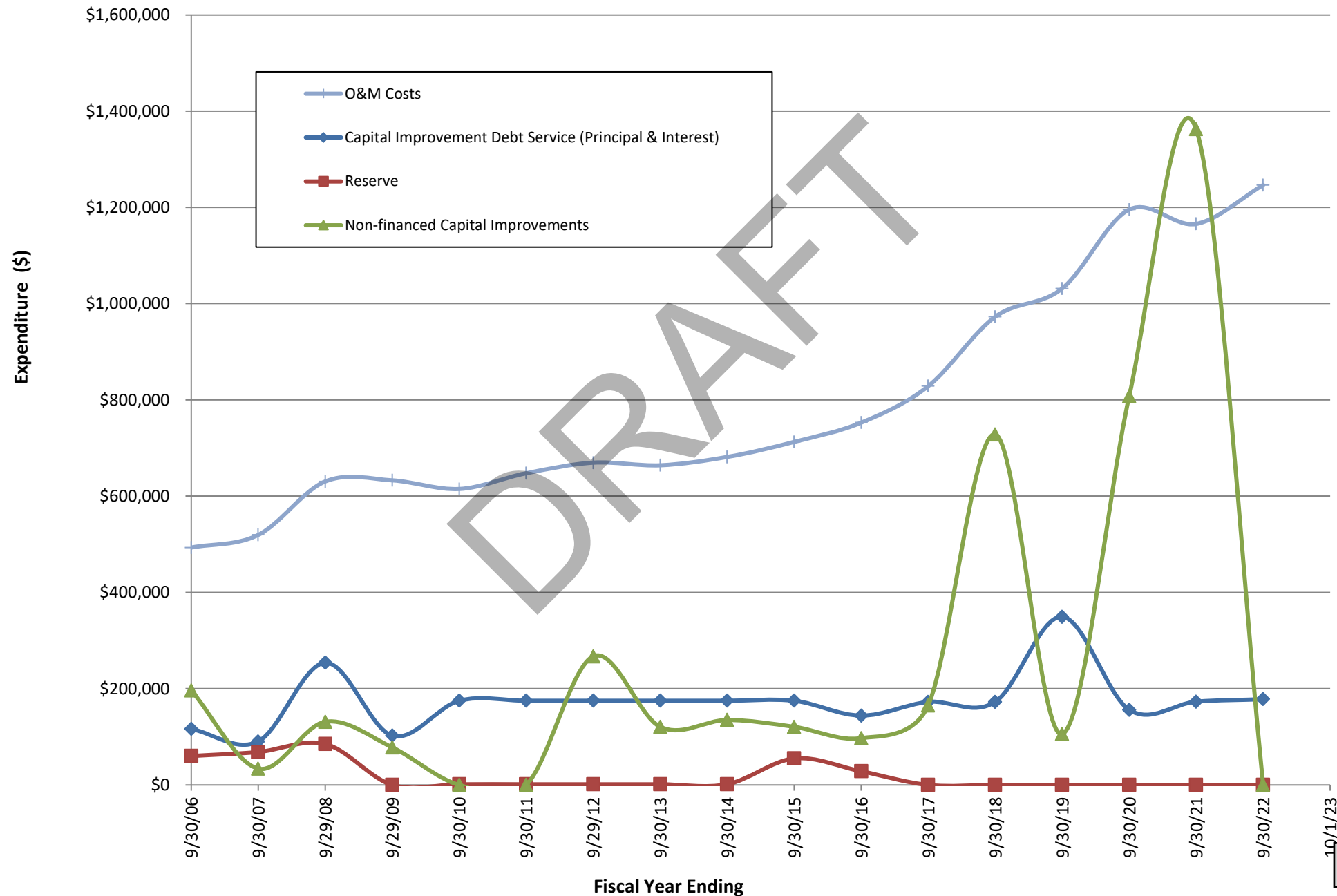
The trends are illustrated in **Figure III-3**. As a percentage of the total budget, **Table III-7** displays each category's portion of the City's total Water System Expenditure based on the average annual expenses for the past four years.

TABLE III-7 FY '19 THROUGH FY '22 ANNUAL WATER SYSTEM EXPENDITURES BREAKDOWN		
Item	Average Expenditure (FY '19-'22)	Percent Total (%) (FY '19-'22)
O&M Costs	\$1,159,853	51.2%
Capital Improvement Debt Service (Interest)	\$33,422	1.5%
Reserve	\$0	0.0%
Bad Debt Expense	\$2,339	0.1%
Billing Service	\$99,725	4.4%
Cost-Recovery Transfer	\$136,990	6.0%
Transfers - Other	\$73,843	3.3%
Capital Expenditures	\$568,966	25.1%
Capital Improvement Debt Service (Principal Payment)	\$180,762	8.0%
Miscellaneous	\$11,573	0.4%
TOTAL	\$2,267,473	100.0%

A: Percentages shown as a function of total expenditures not revenue. A review of revenue projections is discussed further in Section III.B.

B: Percentage of Total Average Expenditures. As noted previously, this is not a cash expense.

Figure III-3: FY '06 thru FY '22 Water System Expenditure Trends



The percentage increase from FY '17 to FY '22 is summarized for some specific line items as follows:

- O&M Costs: 50.4% increase from FY '17 to FY '22 (10.1% increase per year on average)
- Billing Service: 26.7% increase from FY '17 to FY '22 (5.3% increase per year on average)
- Transfers: 17.1% increase from FY '17 to FY '22 (3.4% increase per year on average)

1. **Water O&M Expenditures:** As shown within **Table III-7**, the costs associated with the O&M of the Water System reflect over 62% of the annual expenditures within the budget when depreciation expenses are not considered. Therefore, specific costs associated with this line item will be reviewed in further detail. A breakdown of the various line items and costs for the past six (6) fiscal years is summarized in **Table III-8**.

TABLE III-8						
FY '17 THROUGH FY '22 WATER SYSTEM ANNUAL O&M BUDGET						
Item	FY '17	FY '18	FY '19	FY '20	FY '21	FY '22
Labor, Taxes & Fringes	\$475,340	\$582,362	\$632,011	\$676,681	\$660,142	\$677,027
Utilities - Electric	\$78,900	\$73,024	\$72,385	\$68,545	\$68,140	\$95,379
Utilities - Water (CCUA) & Water/Sewer	\$134	\$10,882	\$50,416	\$83,930	\$79,840	\$125,965
Professional Fees	\$24,681	\$14,781	\$16,854	\$3,778	\$10,497	\$10,842
Office & Lab Expenses/Supplies	\$12,647	\$50,379	\$34,832	\$25,905	\$24,917	\$27,367
Vehicle Fuel & Maintenance	\$6,497	\$12,255	\$13,924	\$15,367	\$14,309	\$21,595
Equipment Maintenance	\$1,099	\$3,325	\$801	\$1,430	\$4,457	\$2,964
Safety Equip./Uniforms	\$974	\$1,779	\$1,717	\$2,732	\$3,172	\$3,246
Contract Services & Testing	\$4,408	\$3,148	\$2,012	\$4,118	\$1,540	\$2,309
EST Maintenance	\$34,588	\$36,433	\$37,700	\$38,367	\$40,441	\$52,588

TABLE III-8						
FY '17 THROUGH FY '22 WATER SYSTEM ANNUAL O&M BUDGET						
Item	FY '17	FY '18	FY '19	FY '20	FY '21	FY '22
Travel/Books/Prof. Develop.	\$8,645	\$5,104	\$2,423	\$2,312	\$2,843	\$2,624
Auditing	\$5,500	\$5,500	\$5,500	\$6,000	\$6,000	\$6,000
Communication, Freight & Postage	\$4,595	\$4,774	\$5,989	\$5,596	\$6,940	\$11,136
Insurance	\$17,342	\$16,370	\$19,145	\$22,008	\$23,844	\$24,360
Line/Hydrant Maintenance	\$81,238	\$50,982	\$63,199	\$149,457	\$130,018	\$101,586
Plant Maintenance	\$23,567	\$23,888	\$25,240	\$34,214	\$34,368	\$28,167
Chemicals	\$27,202	\$30,937	\$34,048	\$37,345	\$33,394	\$32,986
Other Expenses	\$21,316	\$46,804	\$13,172	\$17,842	\$21,060	\$20,352
TOTAL	\$828,700	\$972,700	\$1,031,400	\$1,195,600	\$1,165,900	\$1,246,500
Depreciation ^A	\$446,006	\$472,447	\$499,158	\$498,737	\$554,269	\$697,067

A: Depreciation is a 'book' expense reflecting lost value in the assets, but is not a cash expense.

Figure III-4 illustrates the operation & maintenance expenditures per year.

On an annual basis, the City updates their 5-year capital improvement plan to budget expenditures associated with ongoing maintenance (rehabilitation or replacement) items and/or expansion of the City's utility system. The City's current five-year capital improvement budget for non-financed capital improvements is summarized in **Table III-9**. The funding for these improvements are currently designated through a combination of sources including depreciation reserve and general revenue. The totals per fiscal year are summarized at the bottom of the table.

City of Green Cove Springs

M&A Project 8905-48-1

Water System Rate Analysis Update

Figure III-4: FY '06 thru FY '22 Water System O&M Expenditure Trends

Item #1.

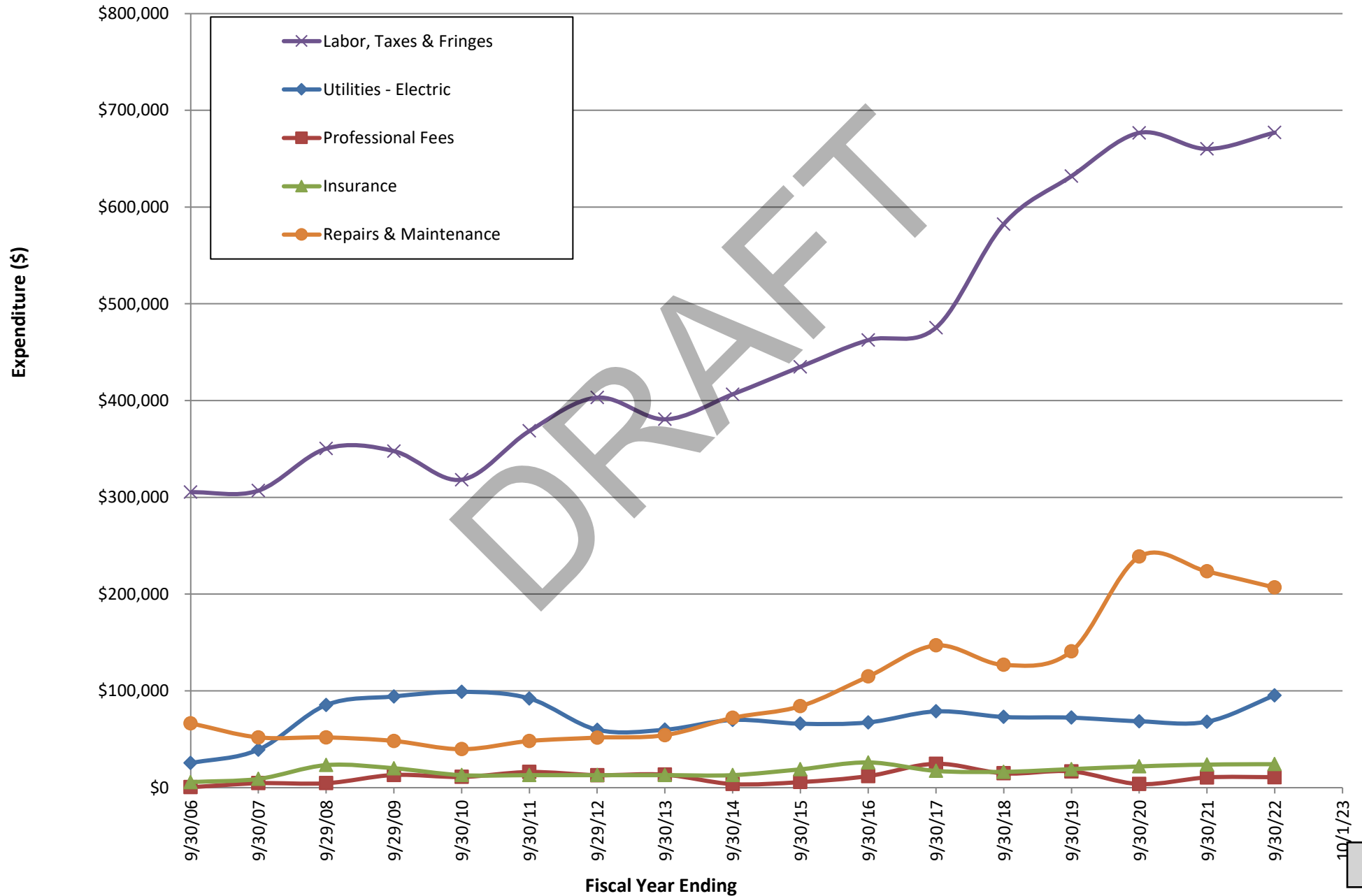


TABLE III-9 FY '24 THROUGH FY '28 WATER SYSTEM NON-FINANCED CAPITAL IMPROVEMENTS					
Item	FY '24	FY '25	FY '26	FY '27	FY '28
Building Improvement	\$50,000				
Replace Valves	\$10,000	\$10,000	\$15,000	\$15,000	\$15,000
New Meters Install	\$20,000	\$20,000	\$25,000	\$25,000	\$25,000
Water Line Replacement	\$20,000	\$20,000	\$20,000	\$25,000	\$25,000
Line Extensions	\$10,000	\$15,000	\$15,000	\$20,000	\$20,000
Replace Vehicles	\$50,000	\$55,000			
GST Rehab (HR and Reynolds)			\$500,000		
TOTAL EXPENDITURES	\$160,000	\$120,000	\$575,000	\$85,000	\$85,000
Funding Source: Reimbursable	\$30,000	\$35,000	\$40,000	\$45,000	\$45,000
Funding Source: Depreciation Reserve	\$50,000	\$55,000			
Funding Source: Revenue	\$80,000	\$30,000	\$35,000	\$40,000	\$40,000
Funding Source: Trust Fund			\$500,000		
Funding Source: Private Developer					
TOTAL FUNDING	\$160,000	\$120,000	\$575,000	\$85,000	\$85,000

Table III-8 and **Figure III-4** also illustrate the City's historic expenditures for maintenance categories.

- 2. Remaining Water System Expenditures:** In addition to the annual O&M expenditures, as noted within **Table III-8**, the City has the following expenditure categories which will be discussed in further detail:

- Capital Improvement Debt Service;
- Water System - Customer Service (Billing);
- Inter-Fund Transfers;
- Depreciation; and
- Financed Capital Improvements.

Each of the above will be defined further within the following subsections.

- a. **Existing Capital Improvement Debt Service:** The City currently has two loan agreements that are utilized to finance Reynolds Park Water Distribution System Improvements and FDEP SRF Design of Capital Improvements to the City's Water System. The debt services have the following conditions:

Reynolds Park Water Distribution System Improvements

- Principal: \$1,500,000 (original amount)
- Interest Rate: 2.63% (APR)
- Final Maturity Date: April 1, 2029
- Annual Payment: \$172,600 (straight-line amortization)

FDEP SRF Design of Capital Improvements

- Principal: \$236,389 (original amount)
- Interest Rate: 1.71% (APR)
- Final Maturity Date: July 15, 2031
- Annual Payment: \$20,060 (straight-line amortization)

Future loan agreements are expected to finance capital improvements discussed further herein.

- b. **Water System - Customer Service (Billing):** These costs address the outside billing service that issues the City's monthly utility bills. As shown in **Table III-6**, between FY '17 and FY '22, the annual costs increased a total of 26.7% resulting in an annual average increase of 5.3% per year. In general, the line item's expenditure typically represents 5.4% of the total Water System costs.
- c. **Existing Inter-Fund Transfers:** As shown within **Table III-6**, the average Inter-fund transfers have continued to remain around 2.5 to 13.2% of the enterprise fund's expenses less Depreciation expenses. The transfer amounts are limited based on revenue streams.
- d. **Depreciation:** In annual audits, accountants will include depreciation expense as it relates to 'lost value' within the aging infrastructure. In most cases, equipment, tanks, building, etc. will have a straight-line depreciation on 10 to 30-year durations pending specific characteristics and anticipated service life. In these documents, the 'depreciation expense' is not a 'cash' expense but does represent a loss in booked value.

For most utilities, the depreciation expense is not funded on a year-to-year basis. Instead, the depreciation expense is 'capitalized' once an improvement program is initiated which will include debt issuance to replace, rehabilitate, or improve the existing assets.

Depreciation expense is also captured in the City's annual audit. For the City's internal budgeting, the average amount has been \$530,000 per year.

- e. Financed Improvements:** The City's current capital improvement budget also includes considerations related to debt instruments that may be required to fund future capital improvements. The City publishes the 5-year projections on a year-to-year basis. For purposes of this report, the most recent projection has been updated. Any "NIC" (not included) notation indicates a modification to published values. A summary of the anticipated financing needs are provided in **Table III-10**.

TABLE III-10					
FY '24 THROUGH FY '28 WATER SYSTEM FINANCED CAPITAL IMPROVEMENTS					
Item	FY '24	FY '25	FY '26	FY '27	FY '28
Water Main - Governors Creek					
Magnolia Point Reuse Extensions ^A	\$945,000	\$945,000			
CR 209/Russell Road Utility Relocations	NIC				
CR 209S Water Main Ext. to Bayard Rd.	\$600,000				
CR 315 Utility Relocations	\$450,000				
Reynolds/S. Serv. Water Sys. Improv.	\$250,000	NIC	NIC		
HRWTP GST #3 Design & Construction			NIC	NIC	
Rey. HS Pmp/GST 3 Improv & Fire Protection	\$281,500	NIC	\$1,500,000		
Reynolds WTP 16" Well				\$2,500,000	\$3,000,000
TOTAL EXPENDITURES	\$2,526,500	\$945,000	\$1,500,000	\$2,500,000	\$3,000,000
Funding Source: Loan (Private)	\$1,050,000				
Funding Source: Loan (SRF)	\$1,476,500	\$945,000	\$1,500,000	\$2,500,000	\$3,000,000
TOTAL FUNDING	\$2,526,500	\$945,000	\$1,500,000	\$2,500,000	\$3,000,000

A: Magnolia Point reclaimed water extension design paid thru water funds until reuse utility fund matures.

Financing costs and options related to these improvements are discussed in **Section IV**. The funding method will modify the improvement schedule outlined in **Table III-10**. The CIP will be amended in the coming FY '27 budget to mimic the City's desired funding paths and priority selection.

C. EXISTING FINANCIAL REVIEW: WATER REVENUE VS. EXPENDITURES

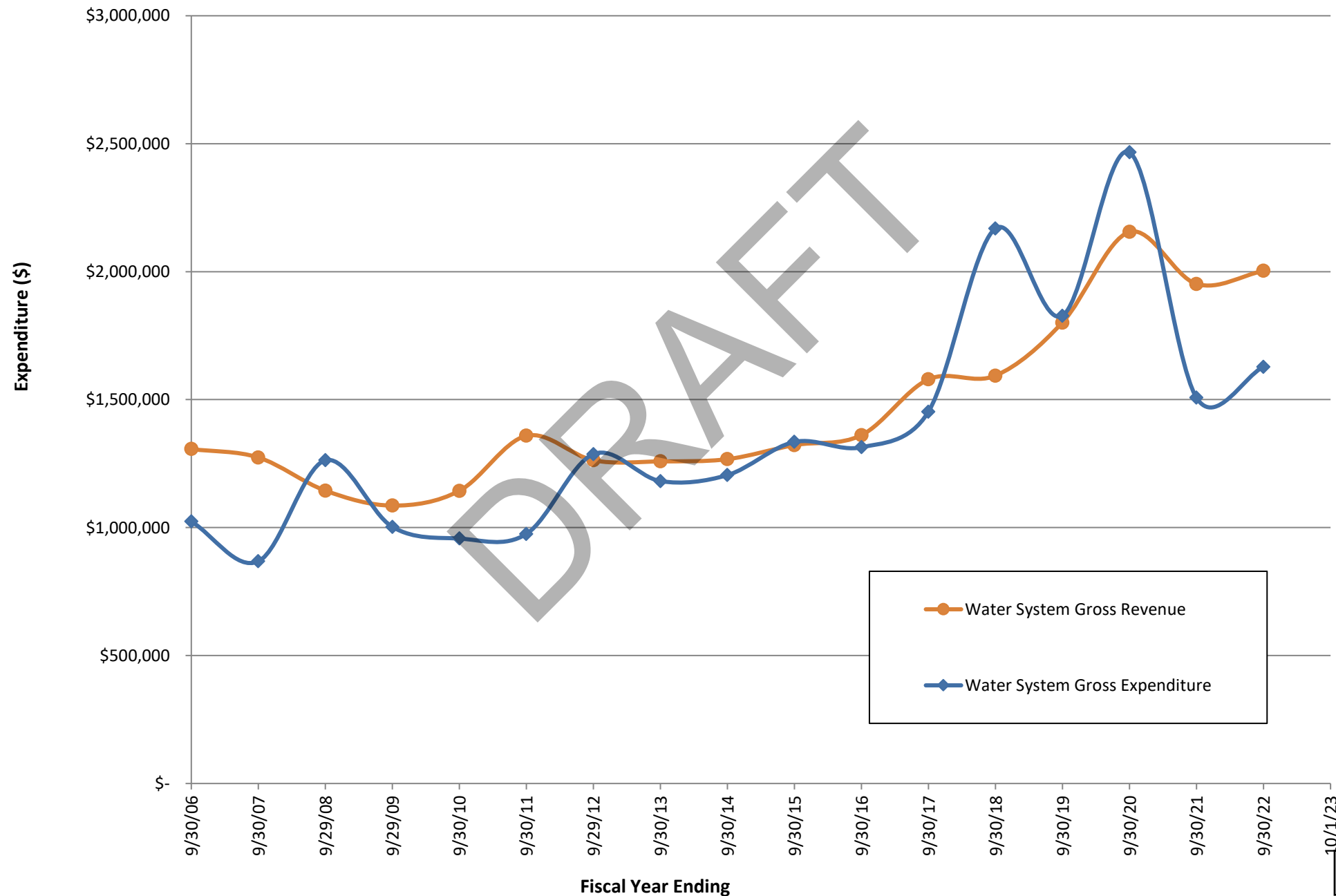
As shown in **Table III-11**, the Water System revenue and expenditures over the past four years are summarized.

TABLE III-11			
FY '19 - FY '22 WATER SYSTEM REVENUE & EXPENDITURES BREAKDOWN			
Item	Average Revenue (FY '19-'22)	Item	Average Expenditure (FY '19-'22)
Water Sales	\$1,755,458	O&M Costs	\$1,159,853
Water Taps	\$90,788	Capital Improvement Debt Service (interest)	\$33,422
Water Depart. Services	\$59,277	Reserve	\$0
Developer Agreement Fees	\$12,297	Bad Debt Expense	\$2,339
Interest-FSBA	\$8,012	Customer Service (Billing)	\$99,725
Extension Reimbursement	\$20,213	Cost-Recovery Transfer	\$136,990
Sale of Surplus	\$3,936	Transfers - Other	\$73,843
Fire Protection Fees	\$15,081	Non-Financed Capital Improv.	\$568,966
Bad Debts Collected	\$450	Capital Improvement Debt Service (principal)	\$214,184
Late Fees	\$11,817	Miscellaneous	\$11,573
Misc. Revenue	\$876		
TOTAL	\$1,978,205	TOTAL	\$2,300,895
WITF Fees	\$56,438		

The various items reviewed within this section will provide a foundation to review future expenditures related to needed capital improvements and the accompanying revenue requirements. The net deficit is reflective of the non-financed capital improvements, which was a result of specific system needs and not reflective of on-going trends.

Figure III-5 illustrates the historic revenue versus expenditure trends.

Figure III-5: FY '06 thru FY '22 Water System Revenue vs. Expenditure Trends



The net revenue for the Water System between FY '17 through FY '22 is summarized in **Table III-12**.

TABLE III-12						
FY '17 THROUGH FY '22 WATER SYSTEM NET REVENUE TREND						
Item	FY '17	FY '18	FY '19	FY '20	FY '21	FY '22
Total Revenue ^A	\$1,640,579	\$1,803,297	\$1,800,926	\$2,155,881	\$1,952,361	\$2,003,645
Total Expenses ^B	\$1,287,815	\$1,440,585	\$1,722,331	\$1,659,113	\$1,507,964	\$1,628,613
NET REVENUE	\$352,764	\$362,712	\$78,595	\$496,768	\$444,397	\$375,032
Depreciation	\$456,006	\$472,447	\$499,158	\$498,737	\$554,269	\$697,067
Capital Outlay	\$165,138	\$728,315	\$105,771	\$807,605		

A: Total Revenue less loan proceeds and water improvement trust fund (WITF) revenue.

B: Total Expenses less depreciation and capital outlay.

IV. EXISTING SEWER SYSTEM FINANCES

In order to further define the Sewer System revenue and expenditure requirements for future years, a baseline study was completed of the City's historic revenue and expenditure streams and a spreadsheet model was created to ensure future simulations accurately depicted current use and associated revenue. Within **Section IV.A.**, the City's historic revenues and costs for the various components shown in **Table IV-1** will be defined. **Section V** will review financed capital improvement needs, and **Section VI** will consider rate implications pending grant and impact fee revenues.

A. EXISTING FINANCIAL REVIEW: SEWER REVENUES

As shown in **Table II-2**, the Sewer System revenues are comprised of the following items:

1. Sewer Use [User Fees (Base Charge & Use)]
2. Inspection Fees
3. Reclaimed Water Fees (currently limited to one bulk use customer)
4. Fees related to Developer's Agreement
5. Interest Revenue (FSBA, WITF, etc.)
6. Late Fees
7. Impact Fees (Wastewater Improvement Trust)
8. Line Extension Reimbursement
9. Miscellaneous Income

The historic revenue of each category is provided within **Table IV-1**.

TABLE IV-1 FY '17 THROUGH FY '22 SEWER SYSTEM REVENUES						
Item	FY '17	FY '18	FY '19	FY '20	FY '21	FY '22
Sewer Use	\$1,749,183	\$2,013,006	\$2,390,451	\$2,826,068	\$3,160,986	\$3,206,300
Inspection Fees	\$0	\$0	\$0	\$0	\$0	\$0
Recl. Water Fees	\$0	\$0	\$0	\$0	\$0	\$0
Develop. Agree. Fees	\$5,304	\$0	\$9,254	\$0	\$6,678	\$6,151
Interest-FSBA	\$4,528	\$8,082	\$11,068	\$5,449	\$742	\$4,064
Interest-Misc.	\$0	\$0	\$0	\$0	\$0	\$0
Interest-WITF	\$0	\$0	\$0	\$0	\$0	\$0
Late Fees	\$12,976	\$16,686	\$17,394	\$18,537	\$20,789	\$20,188
Impact Fees	\$106,000	\$382,936	\$48,939	\$70,000	\$138,000	\$68,000
Line Ext. Reimb.	\$564	\$2,207	\$6,250	\$14,000	\$66,630	\$11,250
Misc. Income ^A	(\$48)	\$1,316	\$15,406	\$10,705	\$2,395	\$1,612
TOTAL	\$1,878,507	\$2,424,233	\$2,498,762	\$2,944,759	\$3,396,220	\$3,317,565
TOTAL less Impact and Developer Fees	\$1,767,203	\$2,041,297	\$2,440,569	\$2,874,759	\$3,251,542	\$3,243,414
Loan/Grant	\$532,300	\$989,464	\$1,141,787	\$3,918,411	\$3,882,933	
Grants	\$88,166	\$526,787	\$0	\$0	\$665,534	\$1,015,601

A: Misc. income includes bad debts collected, misc. income, and sale of surplus.

As shown in **Table IV-1**, the sewer use numbers have trended upward. Less Impact and Developer Agreement Fees, overall revenues are averaging around \$2,603,131 with Sewer Use comprising approximately \$2,557,666 (98%) of that sum. Overall Sewer Use revenue from fiscal year '06 through '22 are shown in **Figure IV-1**, while the remaining revenue streams, including the FY '22 values, are provided within **Figure IV-2**.

As noted for the Water System review, **Figure IV-1** illustrates the economic downturn as well as the revenue increases when the City's 2010 rate modification was completed. In comparison to the Water System, the City has not witnessed a significant drop in sewer revenue as the tiered rates were implemented in FY'10/FY'11.

City of Green Cove Springs

M&A Project 8905-32-1

Water & Wastewater Systems Rate Analysis

Figure IV-1: FY '06 thru FY '22 Sewer System Revenue Trends

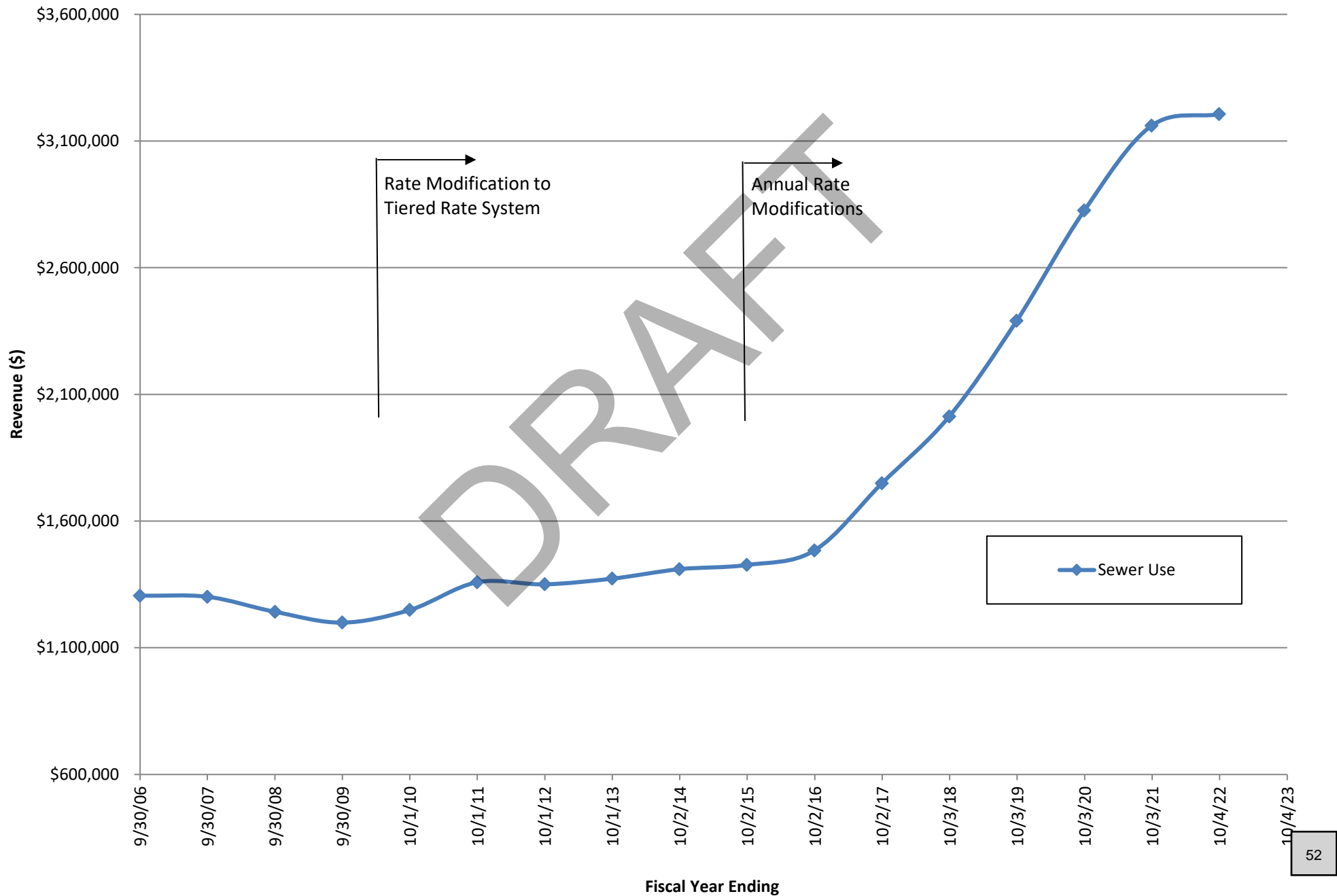
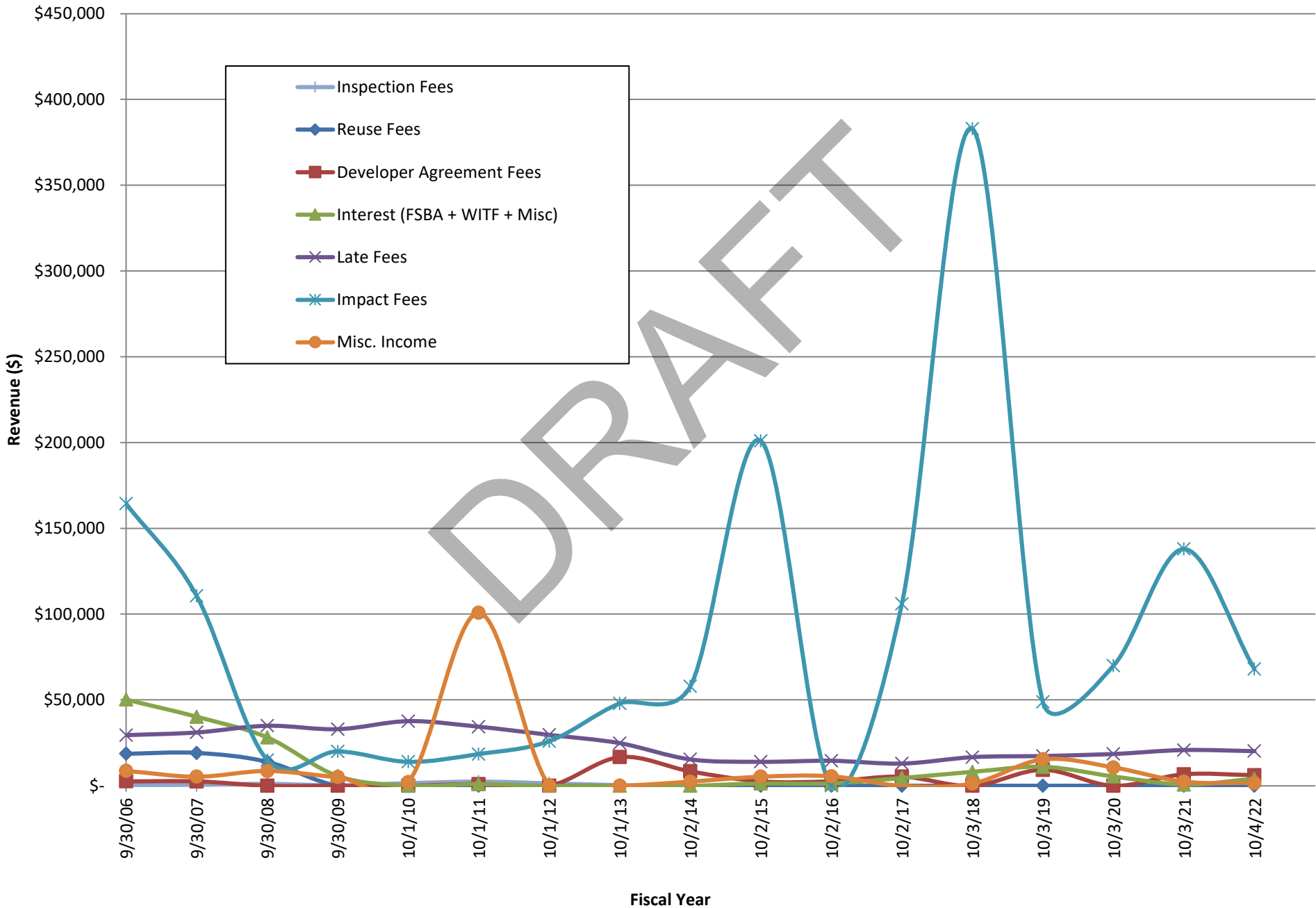


Figure IV-2: FY '06 thru FY '22 Sewer System Revenue Trends



As a percentage of the total budget, **Table IV-2** displays each category's portion of the City's total Sewer System Revenue based on the averaged annual revenue for the past four years.

TABLE IV-2		
FY '19 THROUGH FY '22 SEWER SYSTEM REVENUES SUMMARY		
Item	Average Revenue (FY '19-'22)	Percent Total (%) (FY '19-'22)
Sewer Use	\$2,895,951	95.3%
Inspection Fees	\$0	0.0%
Reuse Fees	\$0	0.0%
Developer Agreement Fees	\$5,521	0.2%
Interest-FSBA	\$5,331	0.2%
Interest-Misc.	\$0	0.0%
Interest-WITF	\$0	0.0%
Late Fees	\$19,227	0.6%
Impact Fees	\$81,235	2.7%
Line Extension Reimbursement	\$24,533	0.8%
Misc. Income	\$7,530	0.2%
TOTAL	\$3,039,328	100.0%

1. **Sewer Sales:** As noted within **Table IV-2**, the revenue derived from sewer sales represents approximately 98% of the Sewer System's Total Revenue. This subsection will review this component in more detail. The existing residential and commercial rate schedule for the Sewer System is summarized in **Table IV-3**.

TABLE IV-3									
FY '22 RESIDENTIAL AND COMMERCIAL SEWER RATE SCHEDULE									
Category (Meter Size)	3/4"	1"	1-1/2"	2"	3"	4"	6"	8"	10"
Monthly Customer Base Charge ^A	\$34.78	\$61.61	\$120.95	\$173.43	\$228.24	\$604.81	\$1,141.13	\$1,917.10	\$2,738.69
A: Monthly Customer Base Charge does not include any usage.									
RESIDENTIAL ^B									
Block Size (gal)	0-3,000		3,001-10,000		10,001-15,000		15,001-20,000		20,001 and over
Rate (\$/1,000 gal)	\$0.66		\$6.32		\$6.51		\$6.73		\$6.97
B: Residential sewer shall not exceed \$100.00 per month.									
COMMERCIAL									
Block Size (gal)	0-3,000	3,001-10,000		10,001-15,000		15,001-20,000	20,001-50,000		50,001 and over
Rate (\$/1,000 gal)	\$0.66	\$6.32		\$6.51		\$6.73	\$6.97		\$7.18

As discussed further herein, a review of the City's sewer use and associated revenue was prepared. As part of that effort, a review of the various connections was completed. A tabulation of the various residential connections beginning in January 2017 and ending in August 2022 is provided within **Table IV-4**.

TABLE IV-4 RESIDENTIAL SEWER CONNECTIONS FROM JANUARY 2017 TO AUGUST 2022						
Category	Residential (January 2017)			Residential (August 2022)		
	Inside City	Outside City	Total	Inside City	Outside City	Total
3/4" Meter	2,248	149	2,397	2,745	415	3,160
1" Meter	227	0	227	255	3	258
1-1/2" Meter	2	0	2	0	0	0
2" Meter	0	0	0	0	1	1
3" Meter	0	0	0	0	0	0
4" Meter	0	0	0	0	0	0
6" Meter	0	0	0	0	0	0
8" Meter	0	0	0	0	0	0
10" Meter	0	0	0	0	0	0
St. Johns Landing (Master Meter)	0	1	1	0	1	1
TOTAL	2,477	150	2,627	3,000	420	3,420

A tabulation of the various commercial connections beginning in January 2017 and ending in August 2022 is provided within **Table IV-5**.

On a percentage basis, the overall connection growth has been approximately 30% ± over the denoted six year period or 6.0% ± per year.

TABLE IV-5 COMMERCIAL SEWER CONNECTIONS FROM OCTOBER 2018 TO AUGUST 2022						
Category	Commercial (October 2018)			Commercial (August 2022)		
	Inside City	Outside City	Total	Inside City	Outside City	Total
3/4" Meter	224	40	264	239	40	279
1" Meter	30	18	48	29	18	47
1-1/2" Meter	32	7	39	32	9	41
2" Meter	44	14	58	46	16	62
3" Meter	9	2	11	7	2	9
4" Meter	3	3	6	3	3	6
6" Meter	1	0	1	1	0	1
8" Meter	0	0	0	0	0	0
10" Meter	0	0	0	0	0	0
3/4" Meter (City)	3	n/a	3	7	n/a	4
2" Meter (City)	4	n/a	4	5	n/a	5
2" Meter (CCUA)	n/s	2	2	n/a	n/a	n/a
TOTAL	350	86	436	369	88	454

On a percentage basis, the overall connection growth has been approximately 4.1% over the denoted three year, 10 month period or 1.07% per year.

Utilizing the above information a spreadsheet model was created to prepare a baseline for utilization in determining future revenue requirements. Through assistance with the Public Works Department, water use for the various connections was provided and reviewed.

B. EXISTING FINANCIAL REVIEW: SEWER EXPENDITURES

As shown in **Table II-2**, the Sewer System expenditures are comprised of the following items:

1. Operation & Maintenance (O&M) Costs
2. Debt Service Related to Capital Improvements

3. Reserve
4. Capital Expenditures
5. Inter-fund Transfers
6. Capital Expenditures
7. Customer Service
8. Bad Debt
9. Transfer

The historic expenditure of each category is provided within **Table IV-6**.

TABLE IV-6						
FY '17 THROUGH FY '22 ANNUAL SEWER SYSTEM EXPENDITURES						
Item	FY '17	FY '18	FY '19	FY '20	FY '21	FY '22
O&M Costs	\$1,076,436	\$1,327,560	\$1,309,274	\$1,302,063	\$1,284,400	\$1,410,657
Capital Improvement Debt Service (Principal & Interest)	\$2,626	\$2,894	\$43,036	\$56,232	\$34,989	\$40,322
Reserve	\$0	\$0	\$0	\$0	\$0	\$0
Cost-Recovery Transfers	\$159,788	\$146,041	\$146,041	\$160,645	\$160,645	\$160,645
Customer Service	\$89,627	\$113,295	\$113,295	\$113,295	\$103,375	\$113,563
Bad Debt	\$3,127	\$3,130	\$3,956	\$5,293	\$4,636	\$3,560
Transfers to Reclaimed Water	\$0	\$1,615,000	\$0	\$0	\$0	\$0
Transfer (PILOT)	\$65,639	\$65,639	\$65,639	\$100,000	\$100,000	\$135,000
TOTAL	\$1,397,243	\$3,273,559	\$1,681,241	\$1,737,528	\$1,688,045	\$1,863,747
Capital Expenditures ^A	\$825,486	\$1,664,470	\$1,609,117	\$5,345,171	\$0	\$0
Depreciation ^B	\$471,006	\$425,396	\$445,044	\$562,980	\$649,996	\$1,020,687

A: Capital Expenditures are isolated from the trends due to grant-funded projects that included reimbursements and financed improvements. Therefore, annual capital costs are not reflective of year-to-year expenditures.

B: Depreciation expense is not a cash expense.

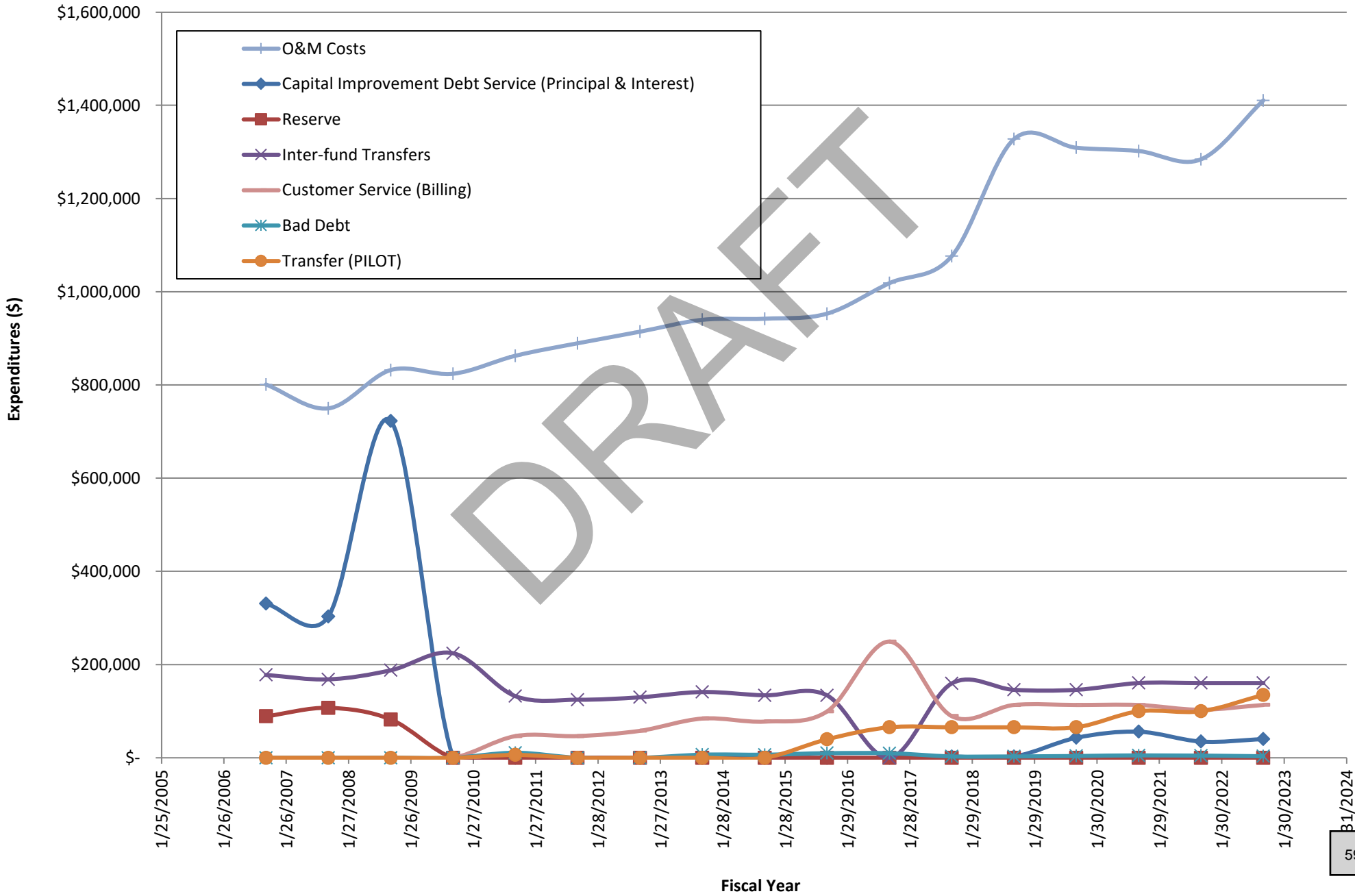
Figure IV-3 illustrates the expenditures per fiscal year.

City of Green Cove Springs

M&A Project 8905-32-1

Water & Wastewater Systems Rate Analysis

Figure IV-3: FY '06 thru FY '22 Sewer System Expenditure Trends



As a percentage of the total budget, **Table IV-7** displays each category's portion of the City's total Sewer System Expenditure based on the averaged annual expenditures for the four years.

TABLE IV-7 FY '19 THROUGH FY '22 ANNUAL SEWER SYSTEM EXPENDITURES BREAKDOWN		
Item	Average Expenditure (FY '19-'22)	Percent Total (%) (FY '19-'22)
O&M Costs	\$1,326,599	38.1%
Capital Improvement Debt Service (Principal & Interest)	\$43,645	1.3%
Reserve	\$0	0.0%
Cost-Recovery Transfers	\$156,994	4.5%
Capital Expenditures ^B	\$1,738,572	49.9%
Customer Service	\$110,882	3.2%
Bad Debt	\$4,361	0.1%
Transfers to Reclaimed Water	\$0	0.0%
Transfer (PILOT)	\$100,160	2.9%
TOTAL	\$3,481,213	100.0%
Depreciation	\$669,677	-

A: Percentage of Total Average Expenditures. Not a cash expense.

B: Estimated non-financed capital expenditures.

Similar to the Water System review, the O&M Costs represent the most significant expense for on-going operations. The capital expenditures are skewed due to grant-funded improvements that offset the booked costs, and do not represent on-going annual trends.

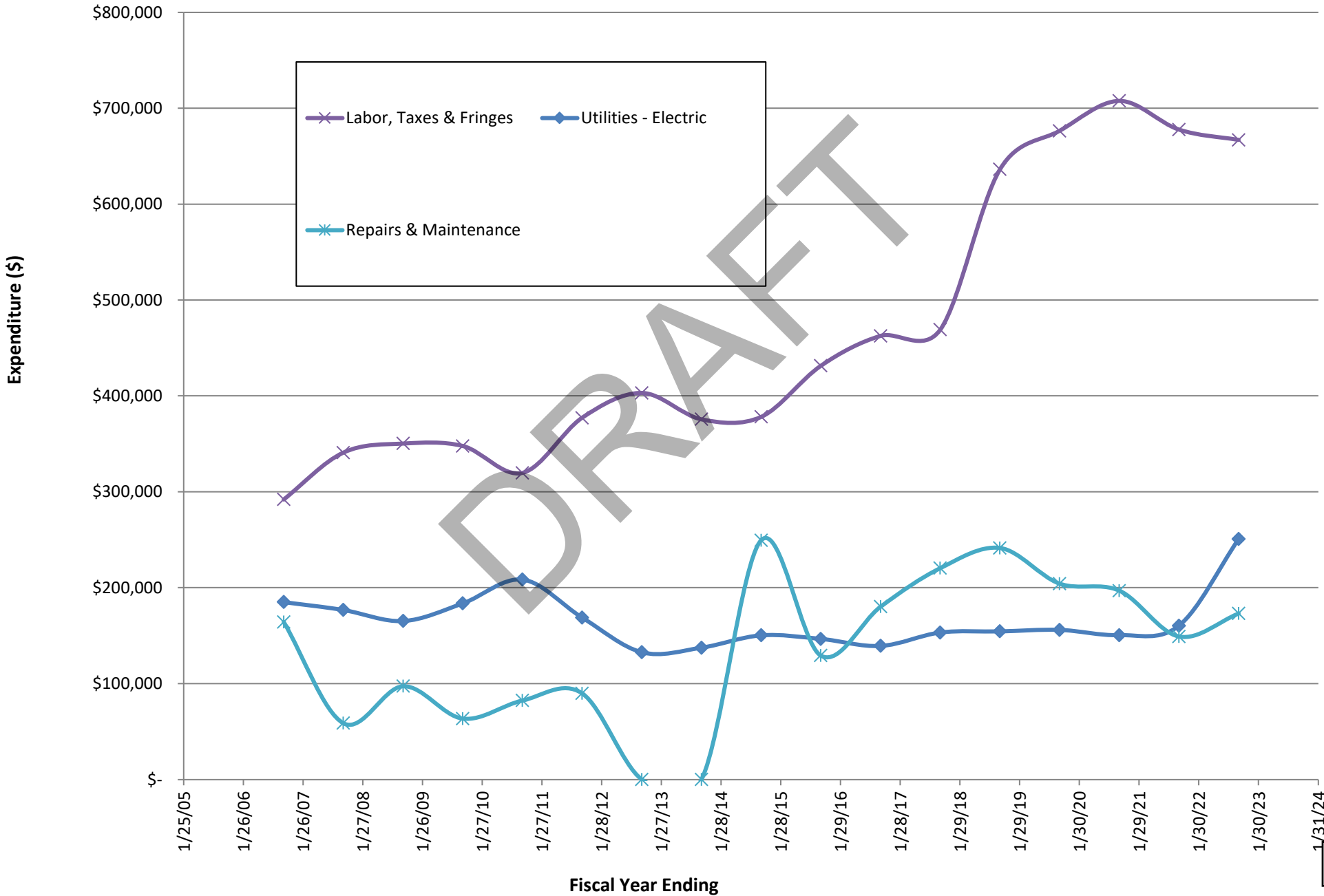
- 1. Sewer O&M Expenditures:** As shown within **Table IV-7**, the costs associated with the O&M of the Sewer System reflects around 76% of the annual budget when depreciation (i.e., retained earnings) and capital expenditures are not included. Costs associated with each of these items will be review in further detail. A breakdown of the various line items and costs for the past six fiscal years is summarized in **Table IV-8**.

TABLE IV-8						
FY '17 THROUGH FY '22 SEWER SYSTEM ANNUAL OPERATING O&M BUDGET						
Item	FY '17	FY '18	FY '19	FY '20	FY '21	FY '22
Labor, Taxes & Fringes	\$469,151	\$636,354	\$676,417	\$707,847	\$677,832	\$667,051
Utilities - Electric	\$153,254	\$154,535	\$156,066	\$150,486	\$160,366	\$250,808
Utilities - Water, Sewer	\$4,322	\$5,015	\$5,173	\$5,817	\$4,903	\$5,565
Professional Fees	\$1,580	\$3,136	\$18,606	\$5,112	\$8,249	\$11,132
Contract Lab Expenses	\$40,315	\$39,763	\$40,010	\$41,817	\$42,907	\$41,673
Vehicle Fuel & Maint.	\$10,036	\$22,110	\$13,773	\$17,154	\$24,639	\$32,747
Line Maintenance	\$8,777	\$22,689	\$27,310	\$25,781	\$32,319	\$42,550
Lift Station Maintenance	\$120,031	\$59,493	\$28,966	\$32,798	\$18,086	\$36,966
Plant Maintenance (Biosolid Management)	\$85,457	\$152,948	\$142,719	\$132,441	\$92,273	\$90,284
Treatment Plant	\$6,198	\$6,291	\$5,278	\$5,919	\$6,454	\$3,318
Chemicals	\$91,713	\$96,981	\$108,243	\$90,285	\$107,644	\$126,481
In-house Laboratory	\$10,552	\$15,941	\$16,084	\$19,720	\$17,468	\$10,197
Travel/Books/Prof. Devel.	\$7,961	\$4,529	\$2,710	\$1,014	\$3,683	\$2,844
Insurance	\$15,972	\$15,539	\$17,657	\$20,311	\$28,048	\$28,575
Communication, Freight & Postage	\$5,222	\$5,922	\$5,807	\$7,474	\$9,215	\$10,007
Operating Expenses	\$19,098	\$29,138	\$22,454	\$26,049	\$25,143	\$18,564
Auditing	\$5,500	\$5,500	\$5,500	\$6,000	\$7,500	\$8,000
Temp Labor	\$18,843	\$41,126	\$12,113	\$1,879	\$5,867	\$10,743
Other Expenses	\$2,331	\$4,962	\$4,387	\$4,159	\$11,803	\$13,154
TOTAL	\$1,076,313	\$1,321,972	\$1,309,273	\$1,302,063	\$1,284,399	\$1,410,659
Depreciation ^A	\$471,006	\$425,396	\$445,044	\$562,980	\$649,996	\$1,020,687

A: Not a cash expense.

Figure IV-4 illustrates the operation and maintenance cost per noted fiscal year for some of the major line items.

Figure IV-4: FY '06 thru FY '22 Sewer System O&M Expenditure Trends



The City budgets Non-Financed Capital Improvements separately from the overall operation and maintenance budget. However, in this most recent capital review, line maintenance, pump station maintenance, and plant maintenance are separate line items within the O&M budget, which is appropriate for their accounting and tracking.

On annual basis, the City updates their 5-year capital improvement plan to include projections for expenditures associated with on-going maintenance items and/or expansion costs. The City's current five-year capital improvement budget is summarized in **Table IV-9**. The funding for these improvements are currently designated through a combination of sources including depreciation reserve and general revenue. Any "NIC" (not included) notation indicates a modification to previously published values.

TABLE IV-9					
FY '24 THROUGH FY '28 SEWER SYSTEM NON-FINANCED CAPITAL IMPROVEMENTS					
Item	FY '24	FY '25	FY '26	FY '27	FY '28
Structural R & R	\$25,000	\$25,000	\$25,000	\$25,000	\$25,000
Line Extensions	\$20,000	\$20,000	\$25,000	\$25,000	\$30,000
Lift Station Rehab (Re-pipe 3 per year)	\$300,000	\$300,000	\$350,000	\$350,000	\$400,000
Manhole Rehab (120 Locations per SSES)	\$30,000	\$35,000	\$35,000	\$40,000	\$40,000
Rehab Sewer Lines (Routine)	\$40,000	\$45,000	\$45,000	\$50,000	\$50,000
Small Equipment	\$50,000	\$75,000	\$75,000	\$100,000	\$100,000
Point Repairs (Locations per SSES)	\$50,000	\$50,000	\$50,000	\$75,000	\$75,000
Scioto Court Gravity Replacement	\$100,000				
Replace Trucks/Vehicles		\$50,000			
Conversion of LS 318 to Gravity	NIC				
TOTAL EXPENDITURES	\$615,000	\$600,000	\$605,000	\$665,000	\$720,000
Funding Source: Reimbursable	\$20,000	\$20,000	\$25,000	\$25,000	\$30,000
Funding Source: Trust Fund/Reserves	\$100,000				
Funding Source: Revenue	\$495,000	\$580,000	\$580,000	\$640,000	\$690,000
TOTAL FUNDING	\$615,000	\$600,000	\$605,000	\$665,000	\$720,000

- 3. Remaining Sewer System Expenditures:** To further breakdown the City's Sewer System expenditures, the following items will be reviewed in more detail:

- Capital Improvement Debt Service;
- Sewer System - Customer Service (Billing);
- Inter-Fund Transfers;
- Depreciation; and
- Financed Improvements.

Each of the above will be defined further within the following subsections.

- a. Existing Capital Improvement Debt Service:** The City currently has four loan agreements that are utilized to Wastewater Capital Projects. The debt services have the following conditions:

Capital Projects: Wastewater Consolidation (Planning)

- Principal: \$45,605.96 (original amount)
- Interest Rate: 2.29% (APR)
- Final Maturity Date: September 15, 2036
- Annual Payment: \$2,854.54

Capital Projects: Harbor Road AWT WRF Expansion, Ph. 2 (Design)

- Principal: \$765,985.33 (original amount)
- Interest Rate: 0.66% (APR)
- Final Maturity Date: November 15, 2038
- Annual Payment: \$40,940.52

Capital Projects: Harbor Road AWT WRF Expansion, Ph. 1 (Const.)

- Principal: \$1,846,863.38 (original amount)
- Interest Rate: 0.59% (APR)
- Final Maturity Date: June 15, 2040
- Annual Payment: \$98,657.78

Capital Projects: Harbor Road AWT WRF Expansion, Ph. 2 (Const.)

- Principal: \$13,733,665 (pending)
- Interest Rate: 0.00% (APR)
- Final Maturity Date: August 15, 2043
- Annual Payment: \$704,870.00

Future loan agreements are expected to finance capital improvements discussed further herein. The total annual payment requirement until 2036 is approximately **\$847,400**.

- b. **Sewer System-Customer Service (Billing):** As with the Water System, these costs pay for the outside billing service that issues the City's monthly utility bills. Less Depreciation, this line item has been averaging 5 to 9% of the total Sewer System costs.
- c. **Existing Inter-Fund Transfers:** As shown within **Table IV-7**, the average Inter-fund transfers have continued to remain around 2.4% of the enterprise fund's expenses.
- d. **Depreciation:** As noted for the Water System discussion, the Depreciation costs is an accounting 'expense' providing a loss of capital value over time. The average amount has been \$595,852 per year when comparing FY '17 through FY '22 values.

Table IV-9 outlined the various non-financed capital improvements that are intended to be paid from depreciation funds. Financed improvements are reviewed and discussed within the next subsection.

- e. **Financed Improvements:** The City's current capital improvement budget also includes considerations related to debt instruments that may be required to fund future capital improvements. A summary of these needs are provided in **Table IV-10**. The projected financed capital improvements have been modified from previously published expectations to accurately reflect near-term financing needs. Any "NIC" (not included) notation indicates a modification to published values.

TABLE IV-10 FY '24 THROUGH FY '28 SEWER SYSTEM FINANCED CAPITAL IMPROVEMENTS					
Item	FY '24	FY '25	FY '26	FY '27	FY '28
Rehab 1,125 LF 18" VC Sewer		\$151,875			
Rehab 660 LF 15" VC Sewer		\$75,000	NIC		
Rehab 750 LF 12" VC Sewer		\$75,000	NIC		
Rehab 250 LF 12" VC Sewer		\$125,000		NIC	
Rehab 7,500 LF 8" VC Sewer					\$600,000
Pipe Burst 1,300 LF 10" VC Sewer					\$300,000
Rehab 24,200 LF 8" VC Sewer					\$2,000,000
CR 209/Russell Rd Utility Relocations	NIC				
Reynolds/S. Serv. Territory FM Ext.	NIC	NIC	NIC		
CR 315 Utility Relocations	\$343,750				
CR 209S FM Ext. to Bayard Rd	\$625,000				
Trailer Mount Centrifuge	NIC		\$1,000,000		
Ph.II Consolidated AWWTP	NIC				
Ph.III Consolidated AWWTP			\$2,500,000	\$3,500,000	
Ph.IV Consolidated AWWTP (design)					\$500,000
Ph.IV Consolidated AWWTP (const)					
Consolidated AWWTP Outfall Ext.		\$750,000			
TOTAL	\$968,750	\$1,176,875	\$3,500,000	\$3,500,000	\$3,400,000
Funding Source: Private Loan	\$968,750	\$1,176,875			\$2,900,000
Funding Source: SRF Loan			\$3,500,000	\$3,500,000	\$500,000
TOTAL FUNDING	\$968,750	\$1,176,875	\$3,500,000	\$3,500,000	\$3,400,000

Further discussion of these improvements are provided in **Section V**.

C. EXISTING FINANCIAL REVIEW: SEWER REVENUE VS. EXPENDITURES

In summary, the Sewer System revenue and expenditures over the past four are summarized in **Table IV-11**.

TABLE IV-11 FY '19 - FY '22 SEWER SYSTEM REVENUE & EXPENDITURE BREAKDOWN			
Item	Average Revenue (FY '19 - '22)	Item	Average Expenditure (FY '19 - '22)
Sewer Use	\$2,895,951	O&M Costs	\$1,326,599
Inspection Fees	\$0	Capital Improvement Debt Service (Principal & Interest)	\$43,645
Reclaimed Water Fees	\$0	Reserve	\$0
Developer Agreement Fees	\$5,521	Cost-Recovery Transfers	\$156,994
Interest-FSBA	\$5,331	Capital Expenditures	\$1,738,572
Interest-Misc.	\$0	Customer Service	\$110,882
Interest-WITF	\$0	Bad Debt	\$4,361
Late Fees	\$19,227	Transfers to Reclaimed Water	\$0
Line Extension Reimbursement	\$24,533	Transfer (PILOT)	\$100,160
Misc. Income	\$7,530		
TOTAL	\$2,958,093	TOTAL	\$3,481,213
Impact Fees	\$81,235		

The various items reviewed within this section will provide a foundation to review future expenditures related to needed capital improvements and the accompanying revenue requirements. As shown above, the current revenue and expense relationship provides for an average delta of approximately (\$419,316).

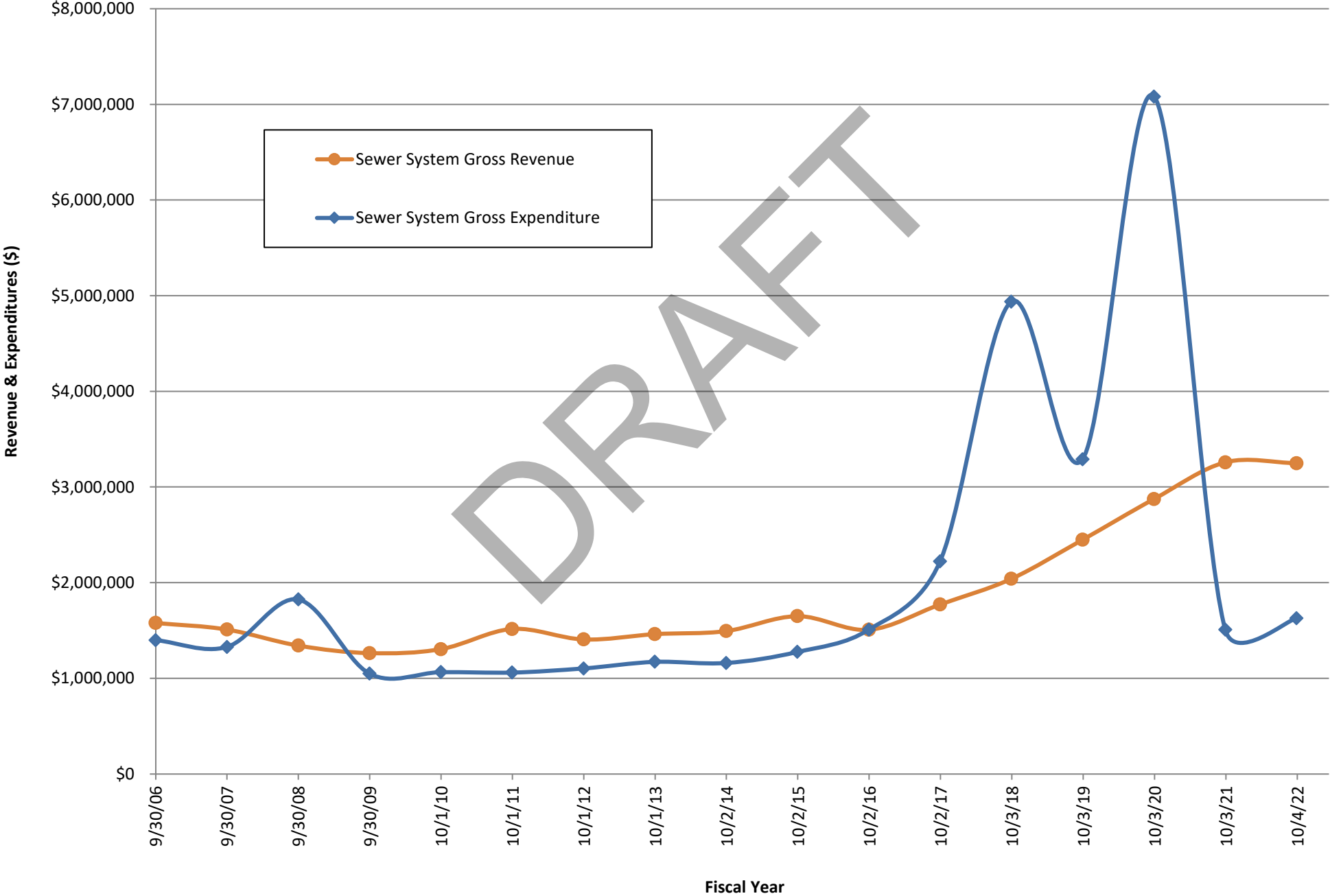
The net revenue for the Sewer System between FY '19 through FY '22 is summarized in **Table IV-12**.

TABLE IV-12				
FY' 19 THROUGH FY '22				
SEWER SYSTEM NET REVENUE TREND				
Item	FY '19	FY '20	FY '21	FY '22
Total Revenue ^A	\$2,449,823	\$2,874,759	\$3,258,220	\$3,249,565
Total Expenses ^B	\$1,681,241	\$1,737,528	\$1,673,066	\$1,830,641
NET REVENUE	\$768,582	\$1,137,231	\$1,585,154	\$1,418,924
Loan/Grant	\$1,141,787	\$3,918,411	\$4,548,467	\$1,015,601
WITF	\$48,939	\$70,000	\$138,000	\$68,000
Depreciation	\$445,044	\$562,980	\$649,996	\$1,020,687
Capital Outlay	\$1,609,117	\$5,345,171	\$0	\$0

A: Total Revenue less loan proceeds and water improvement trust fund (WITF) revenue.

B: Total Expenses less depreciation and capital outlay.

Figure IV-5: FY '06 thru FY '22 Sewer System Revenue vs. Expenditure Trends



V. RECLAIMED WATER FINANCES

The City has completed a 2016 Reclaimed Water System Master Plan, 2021 Technical Memorandum on Surface Water Discharge Elimination Plan, and 2023 Water Facilities Plan. The three referenced documents reviewed and provided recommendations related to the City's reclaimed water treatment infrastructure. The City has initiated an enterprise fund for this utility, but operation of the system is limited to one bulk customer so the fund is not active.

As noted above, the City has one existing bulk reclaimed water user (Magnolia Point Golf Course). The City's intent is to provide retail, reclaimed water service to the following locations within the City's Reclaimed Water Service Areas (RWSA):

- Edgewater Landing: Existing residential subdivision with reclaimed water distribution system located within North RWSA.
- Black Creek Village: Existing residential subdivision with reclaimed water distribution system located within North RWSA.
- Magnolia Point: Existing residential subdivision that will be retrofitted with reclaimed water distribution system except for Phase 8 that was constructed with reclaimed water piping. Located in West RWSA.

As noted above, the Edgewater Landing and Black Creek Village developments were constructed with reclaimed water infrastructure, so additional construction costs are not required. In order to service the existing Magnolia Point Phases 1 through 8 development areas, a reclaimed water distribution system with a 16-inch reclaimed water main trunk main from the HRWRF is proposed. The estimated capital cost for the reclaimed water main and distribution system retrofit is \$9,150,000.

Once the Harbor Road WRF improvements are completed and in operation, service to Edgewater Landing and Black Creek Village can begin.

Table V-1 summarizes aspects related to each development based on available information from separate irrigation meters and/or planning data.

TABLE V-1 CURRENT AND POTENTIAL REUSE WATER CUSTOMERS						
Customer	Estimated Connections	Reuse Demand (gpd-AADF)	Service Area	Existing Reuse Customer (Y/N)	Permitted (Y/N)	Developed (Y/N)
Magnolia Point Golf Course ^A	1	265,000	West	Y	Y	Y
Edgewater Landing ^B	205	69,700	North	Y ^G	Y	Y
Black Creek Village ^C	80	14,480	North	Y ^G	Y	Y
Magnolia Point - Phase 8 ^D	121	47,916	West	Y ^G	Y	Y
Magnolia Point - Retrofit ^D	859	340,164	West	N	N	Y
Subtotal	1,266	737,260				
Reynolds Park - Future Development (Min) ^E	Mixed Use	2,700,000	South	N	N	N
Reynolds Park - Future Development (Max) ^F	Mixed Use	3,300,000	South	N	N	N

A Existing "Reuse Demand" based on 2005 thru 2018 AADF.

B 2019 thru 2023 Average Irrigation Meter Use = 340 gpd/ERC.

C 2019 thru 2023 Average Irrigation Meter Use = 181 gpd/ERC.

D 2019 thru 2023 Average Irrigation Meter Use = 396 gpd/ERC.

E Calculated based upon FLUM Amendment Max Residential at Build-out

F Calculated based upon FLUM Amendment Max Industrial at Build-out.

G Existing reclaimed water system. No current reclaimed water service, potable irrigation meters.

The City has established an enterprise fund, but it does not have any revenue or expenses at this time. The City transferred \$980,000 from the Sewer Enterprise Fund to seed the utility. Further discussion on future revenue and expenditures is provided in **Section VI**.

VI. UTILITY SYSTEM FINANCE PROJECTIONS

Building from the City's current Water, Reclaimed Water, and Sewer System budgets, consideration of future capital improvements will be reviewed.

As noted within AWWA's Manual M1 and M54, the horizon of capital improvements should be contemplated in five-year increments. As will be discussed further herein, the recommendations and slated improvements reviewed within this study should be reviewed annually during the City's regular budget proceedings and re-evaluated/updated annually with five-year projection horizons.

The City's current 5-year capital improvement budget will be utilized as the basis for review.

As noted within **Section III** and **Section IV**, the City currently has debt service associated with water and wastewater projects. The City intends to address deficiencies within their existing Reynolds wellfield, which may include improvements to other equipment within the Reynolds WTP, as well as additional improvements at the Harbor Road WTP. However, the City's most significant capital needs are associated with the Sewer System. In 2015, the City completed a Wastewater System Master Plan that defined long-term improvements to the City's wastewater collection and treatment system. In 2016, the City completed a Reclaimed Water System Master Plan that defined long-term improvements to the City's reclaimed water infrastructure. In 2018, the City completed a Water System Master Plan that defined long-term improvements to the City's potable water infrastructure. These projects will address growth demands as well as regulatory requirements into 2040. As a result, the City is currently progressing funding application(s) through various low-interest/grant entities to finance the capital needs.

The capital costs for each of the improvements anticipated within the forthcoming five-year window were summarized in **Sections III, IV, and V**, and are summarized in **Table VI-1**. These values utilize the City's Fiscal Year 2024 Capital Improvement Plan (FY '24 CIP), but were modified for purposes of the current analysis to reflect financing needs.

TABLE VI-1					
FY '24 THROUGH '28 FINANCED CIP PROJECTS					
Item	FY '24	FY '25	FY '26	FY '27	FY '28
WATER SYSTEM IMPROVEMENTS					
Magnolia Point Reuse Design	\$945,000	\$945,000			
CR209s Water Main Ext. to Bayard Rd.	\$625,000				
CR 315 Utility Relocations	\$450,000				
Reynolds/S. Serv. Water Sys. Improv.	\$250,000	NIC	NIC		
HWRF GST #3 Design & Construction			NIC	NIC	
Rey. HS Pmp Improv, GST #3 & Fire Protection	\$281,500		\$1,500,000		
Reynolds WTP 16" Well				\$2,500,000	\$3,000,000
Subtotal	\$2,551,500	\$945,000	\$1,500,000	\$2,500,000	\$3,000,000
RECLAIMED WATER SYSTEM IMPROVEMENTS					
RCW Main for Magnolia Point	NIC	NIC			
Magnolia Point RCW System, Ph 1			\$6,000,000		
Magnolia Point RCW System, Ph 2					\$6,000,000
Harbor Rd RCW System Exp.				NIC	NIC
Subtotal	\$0	\$0	\$6,000,000	\$0	\$6,000,000
SEWER SYSTEM IMPROVEMENTS					
Collection System Rehab		\$426,875	NIC	NIC	\$2,900,000
CR 209/Russell Road Utility Relocations	NIC				
Reynolds/S. Serv. Territory FM Ext.	NIC	NIC	NIC		
CR 315 Utility Relocations	\$343,750				
CR 209S FM Ext. to Bayard Rd.	\$625,000				
Trailer Mount Centrifuge	NIC		\$1,000,000		
Ph. II Consolidated AWWTP	NIC				
Ph. III Consolidated AWWTP	NIC		\$2,500,000	\$2,000,000	
Ph. IV Consolidated AWWTP (design)					\$500,000
Ph. IV Consolidated AWWTP (const)			NIC	NIC	NIC
Consolidated AWWTP Outfall Ext.		\$750,000			
TOTAL	\$968,750	\$1,176,875	\$3,500,000	\$2,000,000	\$3,400,000

In order to provide guidance of potential financing costs, the current interest rates for the FDEP SRF Program will be utilized. The respective rates and payback periods are summarized as follows:

- FDEP Drinking Water Program 1.31% (20-year term)
- FDEP Clean Water (Wastewater Program) 0.56% (20-year term for construction)

The above rates are above recent historic lows. If projects do not move forward within the coming year or two, it is likely the rates will continue to increase, which will have significant impacts on the debt repayment needs.

In addition, it is assumed a loan-reserve requirement will be part of the financing arrangement. For our purposes, the reserve will require an annual payment equivalent to 15% of the overall annual payment. The reserve would meet its cap at the end of 7 years.

The capital needs are grouped into the following projects since it is more efficient and cost-effective to limit the number of debt instruments to limit non-construction costs associated with loan-service fees, application documents, etc.:

- **Water System Improvements (see Tables III-10 & VI-1):**
 \$1,050,000 [Dist. Sys. Mod./Ext. | Private Construction Loan]
 \$2,171,500 [Reynolds WTP Mod. & Mag Pt. Reuse | FDEP SRF Design Loan]
 \$1,500,000 [Reynolds WTP Mod. | FDEP SRF Construction Loan]
 \$5,500,000 [Reynolds Well Field Replacement | FDEP SRF Design/Const. Loan]
TOTAL = \$10,221,500 financed improvements
- **Sewer System Improvements (see Tables IV-10 & VI-1):**
 \$968,000 [Trans. Sys. Mod./Ext. | Private Construction Loan]
 \$1,176,500 [Coll. Sys. Rehab & HRWRF Outfall Ext. | Private Des./Const. Loan]
 \$7,000,000 [HRWRF Consolid. Ph. III | FDEP SRF Construction Loan]
 \$500,000 [HRWRF Consolid. Ph. IV | FDEP SRF Design Loan]
TOTAL = \$9,644,500 financed improvements
 (Additional \$2.9M sewer rehabilitation work is slated for completion in FY '29 or beyond)
- **Reuse System Improvements (see Table VI-1):**
 \$6,000,000 [Mag Pt Retrofit, Phase 1 | FDEP SRF Construction Loan]
 \$6,000,000 [Mag Pt Retrofit, Phase 2 | FDEP SRF Construction Loan]
TOTAL = \$6,000,000 financed improvements

Grant funding is not considered at this time to provide a conservative projection of utility revenue requirements. Capital improvements are assumed to be 100% financed. Currently published SRF rates are used for projects anticipated to utilize that program, while private financing utilized a 6% annual percentage rate.

A sample calculation of these finance costs is summarized as follows for the Water System Improvements (Distribution) cost:

Water System Improvements (Treatment)

$$\begin{aligned}\text{Financing Annual Payment} &= \$7,281,500 \text{ (P/A, 1.31\%, 20)} \\ &= \$416,200/\text{Yr}\end{aligned}$$

$$\begin{aligned}\text{Reserve Requirement} &= 15\% * \text{Annual Payment} \\ &= 15\% * \$416,200 \\ &= \$62,400/\text{Yr for 7 years}\end{aligned}$$

Water System Improvements (Treatment)

$$\begin{aligned}\text{Cash Flow Requirement} &= \text{Payment} + \text{Reserve} \\ &= \$416,200 + \$62,400 \\ &= \$478,600/\text{Yr}\end{aligned}$$

Section VII incorporates projected debt service into the utility revenue needs.

VII. UTILITY SYSTEM REVENUE REQUIREMENTS

Building from the City's current Water and Sewer System budgets along with the noted planned expenditures within **Section VI**, a review of the various revenue streams will be completed to determine any required adjustments.

The largest revenue streams are derived from the user fees with other portions being more modest or linked to specific facility improvements. Prior to reviewing the specific revenue projections, the user fee revenue will be considered. Typically and as currently utilized within the City, user fees are comprised of the following items:

$$\text{User Fee} = \text{Base Charge} + \text{Use Charge}$$

The Base Charge should include all fixed costs related to the utility's financing, O&M, etc. A summary of costs typically included within the Base Charge include:

- Meter Reading;
- Billing;
- Accounting;
- Collection Expenses;
- Maintenance; and
- Capital Improvement Financing Costs.

In contrast, the costs related to the volume of water produced or collected are typically included within the Use Charge. Since 2019, the total annual water withdrawals and wastewater flows per year are summarized in **Table VII-1**.

TABLE VII-1 HISTORIC WATER AND SEWER USE PER YEAR		
Calendar Year	Water System Use (MGD)	Sewer System Use (MGD)
2019	1.16	0.73
2020	1.11	0.74
2021	1.08	0.76
2022	0.97	0.73
2023 (Through June)	1.19	0.73
AVERAGE	1.10	0.74

As shown in **Table VII-1**, utility service is an inherently fixed cost enterprise since water and

sewer demands do not drastically change year over year.

Each of the Utility Revenue categories will be reviewed further herein. For purposes of this analysis, a projection into fiscal year 2027 is completed due to financing costs that are projected between 2023 and 2027. However, the City should consider rate modifications on yearly basis as they consider capital needs in a five-year look ahead (i.e., capital improvement plan). As noted previously, the City has a number of large capital improvement needs which may or may not include impact fee revenue or other retained earning offsets. The enclosed analysis is a conservative approach to determine the “worst-case” revenue requirements.

A. EXISTING RATE STRUCTURE CONSIDERATIONS

The City currently has the following water and sewer accounts/connections summarized in **Table VII-2** and **Table VII-3**.

TABLE VII-2 AUGUST 2022 WATER CUSTOMER COUNTS									
Category	Residential			Commercial			Irrigation		
	Inside City	Outside City	Total	Inside City	Outside City	Total	Inside City	Outside City	Total
3/4" Meter	2,755	530	3,285	248	40	288	662	288	950
1" Meter	258	8	266	30	21	51	59	9	68
1-1/2" Meter	1	1	2	34	9	43	9	1	10
2" Meter	0	1	1	44	18	62	28	5	33
3" Meter	0	0	0	15	2	17	2	0	2
4" Meter	0	0	0	3	3	6	0	0	0
6" Meter	0	0	0	1	0	1	0	0	0
St. Johns Landing (Master Meter)	0	0	0	0	0	0	0	0	0
TOTAL	3,014	540	3,554	375	93	468	760	303	1,063

TABLE VII-3 AUGUST 2022 SEWER CUSTOMER COUNTS						
Category	Residential			Commercial		
	Inside City	Outside City	Total	Inside City	Outside City	Total
3/4" Meter	2,745	415	3,160	239	40	279
1" Meter	255	3	258	29	18	47
1-1/2" Meter	0	0	0	32	9	41
2" Meter	0	1	1	46	16	62
3" Meter	0	0	0	7	2	9
4" Meter	0	0	0	3	3	6
6" Meter	0	0	0	1	0	1
St. Johns Landing (Master Meter)	1	0	1	0	0	0
TOTAL	3,001	419	3,420	357	88	445

Based on these connections, the current annual revenue from the City's base rate is approximately:

	<u>Water</u>	<u>Sewer</u>
• Residential Base Rate Annual Revenue	= \$616,247	\$1,568,059
• Commercial Base Rate Annual Revenue	= \$141,686	\$435,524
• Irrigation Base Rate Annual Revenue	= \$202,441	\$0
Total	= \$960,373	\$2,003,583

For FY '22 the total 'Water Sales' revenue was \$1,904,535. The base rate revenue is approximately 50% or half of the annual value. Of the base rate revenue, the Residential and Irrigation connections account for approximately 64% and 21% of the annual base rate revenue streams, respectively. Combined the two customer counts make up over 85% of the base rate revenue.

For FY '22 the total 'Sewer Use' revenue was \$3,206,300. The base rate revenue is approximately 62% of the annual value. Of the base rate revenue, the Residential connections account for approximately 78% of the annual base rate revenue stream.

A review of the total water use (also the basis for sewer use) within August 2022 was completed for all of the residential connections within the City. The average monthly use review resulted in the following findings:

Item	Number of Connections	% of Total	Cumulative %
Connections Using Less than 2,000 gal/month	2	0.1%	0.1%
Connections Using 2,001 to 4,000 gal/month	584	16.4%	16.5%
Connections Using 4,001 to 6,000 gal/month	1,938	54.5%	71.0%
Connections Using 6,001 to 10,000 gal/month	251	7.1%	78.1%
Connections Using 10,001 to 12,000 gal/month	777	21.9%	99.9%
Connections Using 12,001 to 14,000 gal/month	0	0.0%	99.9%
Connections greater than 14,001 gal/month	2	0.1%	100.0%

As shown from above, 71% of the City's residential connections utilize less than 6,000 gallons per month and over 78% use less than 10,000 gallons per month. The City's current usage charge for consumption in these ranges is as follows:

- Use charge for less than 3,000 gal/month:
\$0.72/1,000 gal (water) | \$0.68/1,000 gal (sewer)
- Use charge for 3,001 to 10,000 gal/month:
\$2.35/1,000 gal (water) | \$6.51/1,000 gal (sewer)
- Use charge for 10,001 to 15,000 gal/month:
\$2.41/1,000 gal (water) | \$6.71/1,000 gal (sewer)

Therefore, as rate modifications are considered, the current base rate and water usage within the note values should be considered since the majority of revenue is derived from these customers/connections.

Using the existing rate schedule, the average water and sewer bill for 3/4" meter customers using 3,000, 4,000, 6,000, and 10,000 gallons per month is summarized as follows:

- 3,000 gal/month = \$15.99 (water) + \$37.86 (sewer) = \$53.85
- 4,000 gal/month = \$18.34 (water) + \$44.37 (sewer) = \$62.71

- 6,000 gal/month = \$23.04 (water) + \$57.39 (sewer) = \$80.43
- 10,000 gal/month = \$32.44 (water) + \$83.43 (sewer) = \$115.87

Using the same water consumption data for water and sewer customers, approximately 78% of the City utility customers have a bill that is \$115 or less per month.

Pending any modifications to the base rates, the City's remaining revenue streams would have to be addressed through user fees. In the end, revenues and expenditures will need to match whether base rates or user rates or a portion of both are modified. As increases to the user fees are contemplated, the City should consider historic use patterns which include water and sewer use that averages around 5,000 gallons per month or less.

B. UTILITY SYSTEMS REVENUE & EXPENDITURE REQUIREMENTS

The City should continue to annually consider inflationary growth factors on rates. An inflator such as the Municipal Cost Index (MCI) could be utilized to adjust the rates each fiscal year to address inflationary costs that impact the operation of the water and sewer systems.

1. Water System

Expense and revenue projections utilizing the information reviewed in the previous sections are summarized in **Attachment A**. Key factors included within the water rate model are summarized as follows:

- 2% inflationary factor was used for most expenditure categories per fiscal year.
- Non-Financed Capital Improvements were inserted based on the Capital Improvement Plan (CIP) schedule outlined in this report.
- Financed Capital Improvements were modeled per the summaries in this report and aggregate into 'projects' that would utilize a single debt instrument for the slated improvements.
 - Magnolia Point reclaimed water extension project design and permitting is financed through the Water System Enterprise Fund at this time. Subsequent Magnolia Point expansion phases can utilize

the Reclaimed Water Enterprise Fund as it matures and has a stable revenue stream.

- Residential connection increases were based on a 3% annual growth factor.
- Commercial connection increases were based on a 1% annual growth factor.
- Potable irrigation connections growth was projected at 0%.
 - Black Creek Village and Edgewater Landing irrigation revenue is removed from the Water Enterprise Fund beginning in FY '25. These connections will be served via public access reclaimed water and the revenue will move to that enterprise fund.
- Projected rate increases and/or considerations:
 - FY'24 = Projected annual deficit of <\$267,700>
 - FY'25 = 20% increase | Projected annual deficit of <\$171,200>
 - FY'26 = 20% increase | Projected annual surplus of \$100,400
 - FY'27 = 3% increase | Projected annual surplus of \$180,000
 - FY'28 = 5% increase | Projected annual surplus of \$143,700
 - FY'29 = 5% increase | Projected annual surplus of \$138,500
 - FY'30 = 15% increase | Projected annual surplus of \$57,000

2. Sewer System

Expense and revenue projections utilizing the information reviewed in the previous sections are summarized in **Attachment B**. Key factors included within the sewer rate model are summarized as follows:

- 2% inflationary factor was used for most expenditure categories per fiscal year.
- Non-Financed Capital Improvements were inserted based on the Capital Improvement Plan (CIP) schedule outlined in this report.

- Financed Capital Improvements were modeled per the summaries in this report and aggregate into 'projects' that would utilize a single debt instrument for the slated improvements.
- Residential connection increases were based on a 3% annual growth factor.
- Commercial connection increases were based on a 1% annual growth factor.
- For the current rate model, transfers are not considered, which resulted in the following projected rate increases and/or considerations:
 - FY'24 = Projected annual deficit of <\$104,500>
 - FY'25 = 3% increase | Projected annual surplus of \$20,200
 - FY'26 = 3% increase | Projected annual surplus of \$40,200
 - FY'27 = 3% increase | Projected annual surplus of \$130,500
 - FY'28 = 10% increase | Projected annual surplus of \$71,100
 - FY'29 = 15% increase | Projected annual surplus of \$63,800
 - FY'30 = 15% increase | Projected annual surplus of \$91,900

3. **Reuse System**

Expense and revenue projections utilizing the information reviewed in the previous sections are summarized in **Attachment C**. Key factors included within the reuse rate model are summarized as follows:

- The water system's irrigation rate schedule was utilized as the basis to create the reuse system rate schedule.
- Expenditure category costs were not included at this time until the enterprise fund matures and has a stable customer base.
- Non-Financed Capital Improvements were not included at this time.
- Financed Capital Improvements included 'Phase 1 and Phase 2' Magnolia Point reclaimed water extension projects. Considerations relative to phasing limits and approach to extend a reclaimed water distribution system into Magnolia Point will need to be considered by the City in the coming years. At this time, financing costs do not affect the enterprise fund until FY '27. Projections and rate considerations will be required as those projects are slated for construction beyond FY '27.

- No commercial connections are considered at this time.
- Black Creek Village and Edgewater Landing irrigation revenue is removed from the Water Enterprise Fund and transferred to the Reuse Enterprise Fund beginning in FY '25. Magnolia Point Phase 1 and Phase 2 revenues are respectively estimated in FY '27 and FY '29.
- The resultant financial projections are summarized as follows:
 - FY'24 = Beginning Fund Balance of \$986,000
 - FY'25 = 20% increase | Projected annual deficit of <\$3,300>
 - FY'26 = 20% increase | Projected annual surplus of \$24,900
 - FY'27 = 3% increase | Projected annual surplus of \$166,900
 - FY'27 = 3% increase | Projected annual surplus of \$166,900
 - FY'28 = 5% increase | Projected annual surplus of \$171,700
 - FY'29 = 5% increase | Projected annual surplus of \$312,000
 - FY'30 = 15% increase | Projected annual surplus of \$371,100

DRAFT

Attachment A

Utility System Rate Analysis

City of Green Cove Springs, FL

Mittauer & Associates, Inc. Project 8905-64-1

Water System Rate Model

RATE ANALYSIS FOR POTABLE WATER SYSTEM
UTILITY RATE ANALYSIS
CITY OF GREEN COVE SPRINGS
January 2024
Mittauer & Associates, Inc. Project No. 8905-64-1

ESTIMATED ANNUAL EXPENDITURES									
Rate Increase	6.0%	3.0%	20.0%	20.0%	3.0%	5.0%	5.0%	15.0%	
Population Increase	3.0%	3.0%	3.0%	3.0%	3.0%	3.0%	3.0%	3.0%	
Commercial Connection Increase	1.0%	1.0%	1.0%	1.0%	1.0%	1.0%	1.0%	1.0%	
O&M and Transfer Inflation or Annual Increase			2.0%	2.0%	2.0%	2.0%	2.0%	2.0%	
	FY '23	FY '24	FY '25	FY '26	FY '27	FY '28	FY '29	FY '30	
DESCRIPTION	AMOUNT	AMOUNT	AMOUNT	AMOUNT	AMOUNT	AMOUNT	AMOUNT	AMOUNT	
Operation & Maintenance Costs - Personal Services	\$ 859,328	\$ 1,044,053	\$ 1,064,934	\$ 1,086,233	\$ 1,107,957	\$ 1,130,117	\$ 1,152,719	\$ 1,175,773	
Operation & Maintenance Costs - Operating Expenses	\$ 728,366	\$ 676,700	\$ 690,234	\$ 704,039	\$ 718,119	\$ 732,482	\$ 747,131	\$ 762,074	
Debt Service (including financing reserves)	\$ 198,600	\$ 198,600	\$ 290,100	\$ 414,200	\$ 414,200	\$ 499,900	\$ 499,900	\$ 814,300	
Reserve (Short-lived Assets + Operating Reserve)									
Capital Outlay (Non-Financed Capital Improvements)	\$ 393,340	\$ 30,000	\$ 30,000	\$ 35,000	\$ 40,000	\$ 50,000	\$ 60,000	\$ 70,000	
Cost Recovery & Alloc. (Intrafund Transfers)	\$ 140,176	\$ 157,500	\$ 157,500	\$ 160,650	\$ 163,863	\$ 167,140	\$ 170,483	\$ 173,893	
Customer Serv. Alloc. (Intrafund Transfers)	\$ 134,837	\$ 136,300	\$ 136,300	\$ 139,026	\$ 141,807	\$ 144,643	\$ 147,536	\$ 150,486	
General Fund Transfer (Intrafund Transfers)	\$ 100,000	\$ 120,000	\$ 120,000	\$ 122,400	\$ 124,848	\$ 127,345	\$ 129,892	\$ 132,490	
REQUIRED ANNUAL REVENUE	\$ 2,554,647	\$ 2,363,153	\$ 2,489,068	\$ 2,661,547	\$ 2,710,794	\$ 2,851,626	\$ 2,907,661	\$ 3,279,016	

SUMMARY									
	FY '23	FY '24	FY '25	FY '26	FY '27	FY '28	FY '29	FY '30	
DESCRIPTION	AMOUNT	AMOUNT	AMOUNT	AMOUNT	AMOUNT	AMOUNT	AMOUNT	AMOUNT	
Estimated Expenditures	\$ 2,554,647	\$ 2,363,153	\$ 2,489,068	\$ 2,661,547	\$ 2,710,794	\$ 2,851,626	\$ 2,907,661	\$ 3,279,016	
Estimated Revenue	\$ 2,193,232	\$ 2,095,500	\$ 2,317,858	\$ 2,761,961	\$ 2,890,766	\$ 2,995,375	\$ 3,046,156	\$ 3,336,039	
Difference	\$ (361,415)	\$ (267,653)	\$ (171,210)	\$ 100,414	\$ 179,972	\$ 143,749	\$ 138,495	\$ 57,023	
Beginning Year Balance		\$ 337,613.00	\$ 69,960.00	\$ (101,250.28)	\$ (836.36)	\$ 179,135.52	\$ 322,884.76	\$ 461,379.59	
End of Year Balance	\$ 337,613.00	\$ 69,960.00	\$ (101,250.28)	\$ (836.36)	\$ 179,135.52	\$ 322,884.76	\$ 461,379.59	\$ 518,402.59	
Residential Flow (gpd-AADF)	642,403	661,593	681,353	701,729	722,805	744,200	766,328	789,358	
Commercial Flow (gpd-AADF)	236,885	237,160	237,436	237,711	237,987	238,262	238,538	238,813	
Residential Irrigation Flow (gpd-AADF)	313,176	313,176	248,571	248,571	248,571	248,571	248,571	248,571	
Commercial Irrigation Flow (gpd-AADF)	68,633	68,633	68,633	68,633	68,633	68,633	68,633	68,633	
Total Flow (gpd-AADF)	1,261,097	1,280,563	1,235,993	1,256,644	1,277,996	1,299,666	1,322,071	1,345,375	
CCUA Bulk Feed (gpd-AADF)			232,877	232,877	232,877	232,877	232,877	232,877	
CUP Projections (gpd-AADF)			975,770	991,096	1,006,423	1,021,749	1,037,076	1,052,402	
Total Water Use-CUP (gpd-AADF)			1,208,647	1,223,973	1,239,300	1,254,626	1,269,953	1,285,279	
Total Residential Connections (rate)	3,541	3,647	3,756	3,868	3,984	4,102	4,224	4,351	
Total Residential Connections (CUP)			3,578	3,621	3,664	3,707	3,750	3,793	

Financing Needs	
CR 209S (Beverd) + CR 315 + S. Serv. Area WM Reloc/Ext.	
DESIGN-CONSTRUCTION LOAN	
Principal =	\$ 1,050,000.00
Grant =	0
Net Loan =	\$ 1,050,000.00
Term =	20
Rate =	6.00%
PMT Start FY '25 =	(\$91,543.78)
Reynolds HS Pump & GST 3 & Mag Pt RW Extension	
DESIGN LOAN	
Principal =	\$ 2,171,400.00
Grant =	\$ -
Net Loan =	\$ 2,171,400.00
Term =	20
Rate =	1.31%
PMT Start FY '26 =	(\$124,118.59)
Rev. HS Pump and GST 3 - Fire Protection	
CONSTRUCTION LOAN	
Principal =	\$ 1,500,000.00
Grant =	\$ -
Net Loan =	\$ 1,500,000.00
Term =	20
Rate =	1.31%
PMT Start FY '28=	(\$85,740.94)
Rev. WTP 16" Well(s)	
DESIGN-CONSTRUCTION LOAN	
Principal =	\$ 5,500,000.00
Grant =	\$ -
Net Loan =	\$ 5,500,000.00
Term =	20
Rate =	1.31%
PMT Start FY '30=	(\$314,383.46)

FY'24 CIP Finance Total = \$ 10,221,400.00
Programmed Financed = \$ 10,221,400.00

ESTIMATED ANNUAL REVENUES									
	FY '23	FY '24	FY '25	FY '26	FY '27	FY '28	FY '29	FY '30	
DESCRIPTION	AMOUNT	AMOUNT	AMOUNT	AMOUNT	AMOUNT	AMOUNT	AMOUNT	AMOUNT	
Residential Use	\$ 960,033	\$ 1,018,346	\$ 1,258,402	\$ 1,537,223	\$ 1,630,708	\$ 1,711,458	\$ 1,762,238	\$ 1,987,970	
Commercial Use	\$ 346,235	\$ 368,096	\$ 442,397	\$ 507,723	\$ 523,797	\$ 534,827	\$ 534,827	\$ 534,827	
Residential & Commercial Irrigation Use	\$ 561,329	\$ 578,365	\$ 541,559	\$ 641,515	\$ 660,761	\$ 673,591	\$ 673,591	\$ 737,743	
Water Sales (Modeled)	\$ 1,867,596.33	\$ 1,964,807.33	\$ 2,242,357.78	\$ 2,686,461.34	\$ 2,815,266.24	\$ 2,919,875.50	\$ 2,970,655.62	\$ 3,260,538.99	
Water Sales (Actual or budgeted)	\$ 2,060,686.71	\$ 2,000,000.00							
Water Taps	\$ 21,750.00	\$ 10,000.00	\$ 10,000.00	\$ 10,000.00	\$ 10,000.00	\$ 10,000.00	\$ 10,000.00	\$ 10,000.00	
Water Dept. Services	\$ 30.00	\$ 6,000.00	\$ 6,000.00	\$ 6,000.00	\$ 6,000.00	\$ 6,000.00	\$ 6,000.00	\$ 6,000.00	
Interest - FSBA	\$ 33,544.03	\$ 30,000.00	\$ 30,000.00	\$ 30,000.00	\$ 30,000.00	\$ 30,000.00	\$ 30,000.00	\$ 30,000.00	
Transfers In (Gen Fund)	\$ 27,201.92	\$ -	\$ -	\$ -	\$ -	\$ -	\$ -	\$ -	
Fire Protection Fees	\$ 14,372.50	\$ 15,000.00	\$ 15,000.00	\$ 15,000.00	\$ 15,000.00	\$ 15,000.00	\$ 15,000.00	\$ 15,000.00	
Late Fees + Bad Debts Collected	\$ 5,739.40	\$ 12,500.00	\$ 12,500.00	\$ 12,500.00	\$ 12,500.00	\$ 12,500.00	\$ 12,500.00	\$ 12,500.00	
Misc. Fees	\$ 8,497.41	\$ 1,000.00	\$ 1,000.00	\$ 1,000.00	\$ 1,000.00	\$ 1,000.00	\$ 1,000.00	\$ 1,000.00	
Subtotal	\$ 2,171,822	\$ 2,074,500	\$ 2,316,858	\$ 2,760,961	\$ 2,889,766	\$ 2,994,375	\$ 3,046,156	\$ 3,336,039	
Extension Reimbursement	\$ 18,500.00	\$ 20,000.00							
Sale of Surplus	\$ 2,910.00	\$ 1,000.00	\$ 1,000.00	\$ 1,000.00	\$ 1,000.00	\$ 1,000.00	\$ 1,000.00	\$ 1,000.00	
Private Developer	\$ -	\$ -							
Subtotal	\$ 21,410	\$ 21,000	\$ 1,000	\$ 1,000	\$ 1,000	\$ 1,000	\$ 1,000	\$ 1,000	
TOTAL	\$ 2,193,232	\$ 2,095,500	\$ 2,317,858	\$ 2,761,961	\$ 2,890,766	\$ 2,995,375	\$ 3,046,156	\$ 3,336,039	
Developer Agreement Fees	\$ -	\$ 30,000.00							
Interest - WITF	\$ -	\$ -							
Impact Fees	\$ 40,720.00	\$ 30,000.00							
Subtotal	\$ 40,720	\$ 60,000	\$ -	\$ -	\$ -	\$ -	\$ -	\$ -	
Residential Connections (In City)	3,005	3,095	3,188	3,283	3,382	3,483	3,587	3,695	
Residential Connections (Out of City)	536	552	568	585	602	619	637	656	
Commercial Connections (In City)	382	384	386	388	390	392	394	396	
Commercial Connections (Out of City)	92	92	92	92	92	92	92	92	
Residential Irrigation Connections (In City)	634	634	634	634	634	634	634	634	
Residential Irrigation Connections (Out of City)	280	280	10	10	10	10	10	10	
Commercial Irrigation Connections (In City)	91	91	91	91	91	91	91	91	
Commercial Irrigation Connections (Out of City)	22	22	22	22	22	22	22	22	
CIP (Non-Financed)	\$ 80,000.00	\$ 30,000.00	\$ 35,000.00	\$ 40,000.00	\$ 40,000.00	\$ 40,000.00	\$ 40,000.00	\$ 40,000.00	
CIP (Financed)	\$ 2,066,500.00	\$ 3,000,000.00	\$ 2,500,000.00	\$ 3,100,000.00	\$ 3,100,000.00	\$ 3,100,000.00	\$ 3,100,000.00	\$ 3,100,000.00	

\$2.93	\$3.03	\$3.11	
\$2.93	\$3.03	\$3.11	
\$2.93	\$3.03	\$3.11	
\$2.93	\$3.03	\$3.11	
			44,709

IRRIGATION	RESIDENTIAL	COMMERCIAL	BASE CHARGE (\$/MONTH)	Block 1		Block 2		Block 3		Block 4		Block 5		RESIDENTIAL		COMMERCIAL		RESIDENTIAL		COMMERCIAL		TOTAL ANNUAL REVENUE (\$)	residential	commercial	residential	GP																																																																																																																																																																																																																																																																																																																																					
				< 10,000		10,001 - 15,000		15,001 - 20,000		> 20,001		AVERAGE		AVERAGE		AVERAGE		AVERAGE																																																																																																																																																																																																																																																																																																																																													
				UNIT CHARGE (\$/1000 GAL)	UNIT CHARGE (\$/1000 GAL)	UNIT CHARGE (\$/1000 GAL)	UNIT CHARGE (\$/1000 GAL)	UNIT CHARGE (\$/1000 GAL)	UNIT CHARGE (\$/1000 GAL)	UNIT CHARGE (\$/1000 GAL)	UNIT CHARGE (\$/1000 GAL)	UNIT CHARGE (\$/1000 GAL)	UNIT CHARGE (\$/1000 GAL)	UNIT CHARGE (\$/1000 GAL)	UNIT CHARGE (\$/1000 GAL)	UNIT CHARGE (\$/1000 GAL)	UNIT CHARGE (\$/1000 GAL)	UNIT CHARGE (\$/1000 GAL)	UNIT CHARGE (\$/1000 GAL)	UNIT CHARGE (\$/1000 GAL)	UNIT CHARGE (\$/1000 GAL)						UNIT CHARGE (\$/1000 GAL)	UNIT CHARGE (\$/1000 GAL)	UNIT CHARGE (\$/1000 GAL)	UNIT CHARGE (\$/1000 GAL)	UNIT CHARGE (\$/1000 GAL)	UNIT CHARGE (\$/1000 GAL)	UNIT CHARGE (\$/1000 GAL)	UNIT CHARGE (\$/1000 GAL)	UNIT CHARGE (\$/1000 GAL)	UNIT CHARGE (\$/1000 GAL)	UNIT CHARGE (\$/1000 GAL)	UNIT CHARGE (\$/1000 GAL)	UNIT CHARGE (\$/1000 GAL)	UNIT CHARGE (\$/1000 GAL)	UNIT CHARGE (\$/1000 GAL)	UNIT CHARGE (\$/1000 GAL)	UNIT CHARGE (\$/1000 GAL)	UNIT CHARGE (\$/1000 GAL)	UNIT CHARGE (\$/1000 GAL)	UNIT CHARGE (\$/1000 GAL)	UNIT CHARGE (\$/1000 GAL)	UNIT CHARGE (\$/1000 GAL)	UNIT CHARGE (\$/1000 GAL)	UNIT CHARGE (\$/1000 GAL)	UNIT CHARGE (\$/1000 GAL)	UNIT CHARGE (\$/1000 GAL)	UNIT CHARGE (\$/1000 GAL)	UNIT CHARGE (\$/1000 GAL)	UNIT CHARGE (\$/1000 GAL)	UNIT CHARGE (\$/1000 GAL)	UNIT CHARGE (\$/1000 GAL)	UNIT CHARGE (\$/1000 GAL)	UNIT CHARGE (\$/1000 GAL)	UNIT CHARGE (\$/1000 GAL)	UNIT CHARGE (\$/1000 GAL)	UNIT CHARGE (\$/1000 GAL)	UNIT CHARGE (\$/1000 GAL)	UNIT CHARGE (\$/1000 GAL)	UNIT CHARGE (\$/1000 GAL)	UNIT CHARGE (\$/1000 GAL)	UNIT CHARGE (\$/1000 GAL)	UNIT CHARGE (\$/1000 GAL)	UNIT CHARGE (\$/1000 GAL)	UNIT CHARGE (\$/1000 GAL)	UNIT CHARGE (\$/1000 GAL)	UNIT CHARGE (\$/1000 GAL)	UNIT CHARGE (\$/1000 GAL)	UNIT CHARGE (\$/1000 GAL)	UNIT CHARGE (\$/1000 GAL)	UNIT CHARGE (\$/1000 GAL)	UNIT CHARGE (\$/1000 GAL)	UNIT CHARGE (\$/1000 GAL)	UNIT CHARGE (\$/1000 GAL)	UNIT CHARGE (\$/1000 GAL)	UNIT CHARGE (\$/1000 GAL)	UNIT CHARGE (\$/1000 GAL)	UNIT CHARGE (\$/1000 GAL)	UNIT CHARGE (\$/1000 GAL)	UNIT CHARGE (\$/1000 GAL)	UNIT CHARGE (\$/1000 GAL)	UNIT CHARGE (\$/1000 GAL)	UNIT CHARGE (\$/1000 GAL)	UNIT CHARGE (\$/1000 GAL)	UNIT CHARGE (\$/1000 GAL)	UNIT CHARGE (\$/1000 GAL)	UNIT CHARGE (\$/1000 GAL)	UNIT CHARGE (\$/1000 GAL)	UNIT CHARGE (\$/1000 GAL)	UNIT CHARGE (\$/1000 GAL)	UNIT CHARGE (\$/1000 GAL)	UNIT CHARGE (\$/1000 GAL)	UNIT CHARGE (\$/1000 GAL)	UNIT CHARGE (\$/1000 GAL)	UNIT CHARGE (\$/1000 GAL)	UNIT CHARGE (\$/1000 GAL)	UNIT CHARGE (\$/1000 GAL)	UNIT CHARGE (\$/1000 GAL)	UNIT CHARGE (\$/1000 GAL)	UNIT CHARGE (\$/1000 GAL)	UNIT CHARGE (\$/1000 GAL)	UNIT CHARGE (\$/1000 GAL)	UNIT CHARGE (\$/1000 GAL)	UNIT CHARGE (\$/1000 GAL)	UNIT CHARGE (\$/1000 GAL)	UNIT CHARGE (\$/1000 GAL)	UNIT CHARGE (\$/1000 GAL)	UNIT CHARGE (\$/1000 GAL)	UNIT CHARGE (\$/1000 GAL)	UNIT CHARGE (\$/1000 GAL)	UNIT CHARGE (\$/1000 GAL)	UNIT CHARGE (\$/1000 GAL)	UNIT CHARGE (\$/1000 GAL)	UNIT CHARGE (\$/1000 GAL)	UNIT CHARGE (\$/1000 GAL)	UNIT CHARGE (\$/1000 GAL)	UNIT CHARGE (\$/1000 GAL)	UNIT CHARGE (\$/1000 GAL)	UNIT CHARGE (\$/1000 GAL)	UNIT CHARGE (\$/1000 GAL)	UNIT CHARGE (\$/1000 GAL)	UNIT CHARGE (\$/1000 GAL)	UNIT CHARGE (\$/1000 GAL)	UNIT CHARGE (\$/1000 GAL)	UNIT CHARGE (\$/1000 GAL)	UNIT CHARGE (\$/1000 GAL)	UNIT CHARGE (\$/1000 GAL)	UNIT CHARGE (\$/1000 GAL)	UNIT CHARGE (\$/1000 GAL)	UNIT CHARGE (\$/1000 GAL)	UNIT CHARGE (\$/1000 GAL)	UNIT CHARGE (\$/1000 GAL)	UNIT CHARGE (\$/1000 GAL)	UNIT CHARGE (\$/1000 GAL)	UNIT CHARGE (\$/1000 GAL)	UNIT CHARGE (\$/1000 GAL)	UNIT CHARGE (\$/1000 GAL)	UNIT CHARGE (\$/1000 GAL)	UNIT CHARGE (\$/1000 GAL)	UNIT CHARGE (\$/1000 GAL)	UNIT CHARGE (\$/1000 GAL)	UNIT CHARGE (\$/1000 GAL)	UNIT CHARGE (\$/1000 GAL)	UNIT CHARGE (\$/1000 GAL)	UNIT CHARGE (\$/1000 GAL)	UNIT CHARGE (\$/1000 GAL)	UNIT CHARGE (\$/1000 GAL)	UNIT CHARGE (\$/1000 GAL)	UNIT CHARGE (\$/1000 GAL)	UNIT CHARGE (\$/1000 GAL)	UNIT CHARGE (\$/1000 GAL)	UNIT CHARGE (\$/1000 GAL)	UNIT CHARGE (\$/1000 GAL)	UNIT CHARGE (\$/1000 GAL)	UNIT CHARGE (\$/1000 GAL)	UNIT CHARGE (\$/1000 GAL)	UNIT CHARGE (\$/1000 GAL)	UNIT CHARGE (\$/1000 GAL)	UNIT CHARGE (\$/1000 GAL)	UNIT CHARGE (\$/1000 GAL)	UNIT CHARGE (\$/1000 GAL)	UNIT CHARGE (\$/1000 GAL)	UNIT CHARGE (\$/1000 GAL)	UNIT CHARGE (\$/1000 GAL)	UNIT CHARGE (\$/1000 GAL)	UNIT CHARGE (\$/1000 GAL)	UNIT CHARGE (\$/1000 GAL)	UNIT CHARGE (\$/1000 GAL)	UNIT CHARGE (\$/1000 GAL)	UNIT CHARGE (\$/1000 GAL)	UNIT CHARGE (\$/1000 GAL)	UNIT CHARGE (\$/1000 GAL)	UNIT CHARGE (\$/1000 GAL)	UNIT CHARGE (\$/1000 GAL)	UNIT CHARGE (\$/1000 GAL)	UNIT CHARGE (\$/1000 GAL)	UNIT CHARGE (\$/1000 GAL)	UNIT CHARGE (\$/1000 GAL)	UNIT CHARGE (\$/1000 GAL)	UNIT CHARGE (\$/1000 GAL)	UNIT CHARGE (\$/1000 GAL)	UNIT CHARGE (\$/1000 GAL)	UNIT CHARGE (\$/1000 GAL)	UNIT CHARGE (\$/1000 GAL)	UNIT CHARGE (\$/1000 GAL)	UNIT CHARGE (\$/1000 GAL)	UNIT CHARGE (\$/1000 GAL)	UNIT CHARGE (\$/1000 GAL)	UNIT CHARGE (\$/1000 GAL)	UNIT CHARGE (\$/1000 GAL)	UNIT CHARGE (\$/1000 GAL)	UNIT CHARGE (\$/1000 GAL)	UNIT CHARGE (\$/1000 GAL)	UNIT CHARGE (\$/1000 GAL)	UNIT CHARGE (\$/1000 GAL)	UNIT CHARGE (\$/1000 GAL)	UNIT CHARGE (\$/1000 GAL)	UNIT CHARGE (\$/1000 GAL)	UNIT CHARGE (\$/1000 GAL)	UNIT CHARGE (\$/1000 GAL)	UNIT CHARGE (\$/1000 GAL)	UNIT CHARGE (\$/1000 GAL)	UNIT CHARGE (\$/1000 GAL)	UNIT CHARGE (\$/1000 GAL)	UNIT CHARGE (\$/1000 GAL)	UNIT CHARGE (\$/1000 GAL)	UNIT CHARGE (\$/1000 GAL)	UNIT CHARGE (\$/1000 GAL)	UNIT CHARGE (\$/1000 GAL)	UNIT CHARGE (\$/1000 GAL)	UNIT CHARGE (\$/1000 GAL)	UNIT CHARGE (\$/1000 GAL)	UNIT CHARGE (\$/1000 GAL)	UNIT CHARGE (\$/1000 GAL)	UNIT CHARGE (\$/1000 GAL)	UNIT CHARGE (\$/1000 GAL)	UNIT CHARGE (\$/1000 GAL)	UNIT CHARGE (\$/1000 GAL)	UNIT CHARGE (\$/1000 GAL)	UNIT CHARGE (\$/1000 GAL)	UNIT CHARGE (\$/1000 GAL)	UNIT CHARGE (\$/1000 GAL)	UNIT CHARGE (\$/1000 GAL)	UNIT CHARGE (\$/1000 GAL)	UNIT CHARGE (\$/1000 GAL)	UNIT CHARGE (\$/1000 GAL)	UNIT CHARGE (\$/1000 GAL)	UNIT CHARGE (\$/1000 GAL)	UNIT CHARGE (\$/1000 GAL)	UNIT CHARGE (\$/1000 GAL)	UNIT CHARGE (\$/1000 GAL)	UNIT CHARGE (\$/1000 GAL)	UNIT CHARGE (\$/1000 GAL)	UNIT CHARGE (\$/1000 GAL)	UNIT CHARGE (\$/1000 GAL)	UNIT CHARGE (\$/1000 GAL)	UNIT CHARGE (\$/1000 GAL)	UNIT CHARGE (\$/1000 GAL)	UNIT CHARGE (\$/1000 GAL)	UNIT CHARGE (\$/1000 GAL)	UNIT CHARGE (\$/1000 GAL)	UNIT CHARGE (\$/1000 GAL)	UNIT CHARGE (\$/1000 GAL)	UNIT CHARGE (\$/1000 GAL)	UNIT CHARGE (\$/1000 GAL)	UNIT CHARGE (\$/1000 GAL)	UNIT CHARGE (\$/1000 GAL)	UNIT CHARGE (\$/1000 GAL)	UNIT CHARGE (\$/1000 GAL)	UNIT CHARGE (\$/1000 GAL)	UNIT CHARGE (\$/1000 GAL)	UNIT CHARGE (\$/1000 GAL)	UNIT CHARGE (\$/1000 GAL)	UNIT CHARGE (\$/1000 GAL)	UNIT CHARGE (\$/1000 GAL)	UNIT CHARGE (\$/1000 GAL)	UNIT CHARGE (\$/1000 GAL)	UNIT CHARGE (\$/1000 GAL)	UNIT CHARGE (\$/1000 GAL)	UNIT CHARGE (\$/1000 GAL)	UNIT CHARGE (\$/1000 GAL)	UNIT CHARGE (\$/1000 GAL)	UNIT CHARGE (\$/1000 GAL)	UNIT CHARGE (\$/1000 GAL)	UNIT CHARGE (\$/1000 GAL)	UNIT CHARGE (\$/1000 GAL)	UNIT CHARGE (\$/1000 GAL)	UNIT CHARGE (\$/1000 GAL)	UNIT CHARGE (\$/1000 GAL)	UNIT CHARGE (\$/1000 GAL)	UNIT CHARGE (\$/1000 GAL)	UNIT CHARGE (\$/1000 GAL)	UNIT CHARGE (\$/1000 GAL)	UNIT CHARGE (\$/1000 GAL)	UNIT CHARGE (\$/1000 GAL)	UNIT CHARGE (\$/1000 GAL)	UNIT CHARGE (\$/1000 GAL)	UNIT CHARGE (\$/1000 GAL)	UNIT CHARGE (\$/1000 GAL)	UNIT CHARGE (\$/1000 GAL)	UNIT CHARGE (\$/1000 GAL)	UNIT CHARGE (\$/1000 GAL)	UNIT CHARGE (\$/1000 GAL)	UNIT CHARGE (\$/1000 GAL)	UNIT CHARGE (\$/1000 GAL)	UNIT CHARGE (\$/1000 GAL)	UNIT CHARGE (\$/1000 GAL)	UNIT CHARGE (\$/1000 GAL)	UNIT CHARGE (\$/1000 GAL)	UNIT CHARGE (\$/1000 GAL)	UNIT CHARGE (\$/1000 GAL)	UNIT CHARGE (\$/1000 GAL)	UNIT CHARGE (\$/1000 GAL)	UNIT CHARGE (\$/1000 GAL)	UNIT CHARGE (\$/1000 GAL)	UNIT CHARGE (\$/1000 GAL)	UNIT CHARGE (\$/1000 GAL)	UNIT CHARGE (\$/1000 GAL)	UNIT CHARGE (\$/1000 GAL)	UNIT CHARGE (\$/1000 GAL)	UNIT CHARGE (\$/1000 GAL)	UNIT CHARGE (\$/1000 GAL)	UNIT CHARGE (\$/1000 GAL)	UNIT CHARGE (\$/1000 GAL)	UNIT CHARGE (\$/1000 GAL)	UNIT CHARGE (\$/1000 GAL)	UNIT CHARGE (\$/1000 GAL)	UNIT CHARGE (\$/1000 GAL)	UNIT CHARGE (\$/1000 GAL)	UNIT CHARGE (\$/1000 GAL)	UNIT CHARGE (\$/1000 GAL)	UNIT CHARGE (\$/1000 GAL)	UNIT CHARGE (\$/1000 GAL)	UNIT CHARGE (\$/1000 GAL)	UNIT CHARGE (\$/1000 GAL)	UNIT CHARGE (\$/1000 GAL)	UNIT CHARGE (\$/1000 GAL)	UNIT CHARGE (\$/1000 GAL)	UNIT CHARGE (\$/1000 GAL)	UNIT CHARGE (\$/1000 GAL)	UNIT CHARGE (\$/1000 GAL)	UNIT CHARGE (\$/1000 GAL)	UNIT CHARGE (\$/1000 GAL)	UNIT CHARGE (\$/1000 GAL)	UNIT CHARGE (\$/1000 GAL)	UNIT CHARGE (\$/1000 GAL)	UNIT CHARGE (\$/1000 GAL)	UNIT CHARGE (\$/1000 GAL)	UNIT CHARGE (\$/1000 GAL)	UNIT CHARGE (\$/1000 GAL)	UNIT CHARGE (\$/1000 GAL)	UNIT CHARGE (\$/1000 GAL)	UNIT CHARGE (\$/1000 GAL)	UNIT CHARGE (\$/1000 GAL)	UNIT CHARGE (\$/1000 GAL)	UNIT CHARGE (\$/1000 GAL)	UNIT CHARGE (\$/1000 GAL)	UNIT CHARGE (\$/1000 GAL)	UNIT CHARGE (\$/1000 GAL)	UNIT CHARGE (\$/1000 GAL)	UNIT CHARGE (\$/1000 GAL)	UNIT CHARGE (\$/1000 GAL)	UNIT CHARGE (\$/1000 GAL)	UNIT CHARGE (\$/1000 GAL)	UNIT CHARGE (\$/1000 GAL)	UNIT CHARGE (\$/1000 GAL)

DRAFT

FY '24

3.0% rate increase
3.0% population increase
1.0% commercial connection increase

	3.0%	rate increase			\$23.48	\$12.05		\$12.46										
	3.0%	population increase			Comm. Block 1	Comm. Block 2	Comm. Block 3	Comm. Block 4										
	1.0%	commercial connection increase			0 - 10,000	10,001 - 15,000	15,001 - 20,000	> 20,001										
					\$2.16	\$16.44	\$12.05	\$12.46										
					Resid. Block 1	Resid. Block 2	Resid. Block 3	Resid. Block 4		Resid. Block 5								
					<3,000	3,001 - 10,000	10,001 - 15,000	15,001 - 20,000		> 20,001								

FY '25

20.0% rate increase
3.0% population increase
1.0% commercial connection increase

20.0%	rate increase				\$28.18	\$14.46		\$14.96										
3.0%	population increase				Comm. Block 1	Comm. Block 2		Comm. Block 3		Comm. Block 4								
1.0%	commercial connection increase				0 - 10,000	10,001 - 15,000		15,001 - 20,000		> 20,001								
					\$19.73	\$14.46		\$14.96										
					Resid. Block 1	Resid. Block 2	Resid. Block 3	Resid. Block 4		Resid. Block 5								
					<3,000	3,001 - 10,000	10,001 - 15,000	15,001 - 20,000		> 20,001								
					UNIT CHARGE	UNIT CHARGE	UNIT CHARGE	UNIT CHARGE		UNIT CHARGE								
					(\$/1000 GAL)	(\$/1000 GAL)	(\$/1000 GAL)	(\$/1000 GAL)		(\$/1000 GAL)								

IRRIGATION	RESIDENTIAL NUMBER OF CUSTOMERS	COMMERCIAL NUMBER OF CUSTOMERS	BASE CHARGE (\$/MONTH)	\$28.92	\$14.96	\$19.03	UNIT CHARGE (\$/1000 GAL)	UNIT CHARGE (\$/1000 GAL)	UNIT CHARGE (\$/1000 GAL)	UNIT CHARGE (\$/1000 GAL)	UNIT CHARGE (\$/1000 GAL)	AVERAGE USAGE (GAL/MON)	AVERAGE USAGE (GAL/MON)	AVG UNIT CHARGE PER MONTH (\$)	HISTORIC AVG MONTHLY BILL	AVG UNIT CHARGE PER MONTH (\$)	HISTORIC AVG MONTHLY BILL	TOTAL ANNUAL REVENUE (\$)
				Block 1 < 10,000	Block 2 10,001 - 15,000	Block 3 15,001 - 20,000												
INSIDE CITY CUSTOMERS																		
3/4" Meter (Res: 60/Comm:96)	493	3	\$16.60	\$2.89	\$2.99	\$3.81	\$4.98					13,026.0	15,814	\$54.57		\$63.58		\$325,143
3/4" Meter (Res: 68/Comm:70)	91	9	\$16.60	\$2.89	\$2.99	\$3.81	\$4.98					6,021	7,440	\$34.01		\$38.12		\$41,260
3/4" Meter (Res: 68/Comm:70)	18	20	\$16.60	\$2.89	\$2.99	\$3.81	\$4.98					1,648	2,319	\$21.37		\$23.31		\$10,209
3/4" Meter (Res: 68/Comm:70)		1	\$16.60	\$2.89	\$2.99	\$3.81	\$4.98							\$0.00		\$16.60		\$199
1" Meter (Res: 61/Comm:71)	32	7	\$24.65	\$2.89	\$2.99	\$3.81	\$4.98					15,964	14,444	\$72.19		\$66.86		\$33,339
1" Meter (Res: /Comm:97)		18	\$24.65	\$2.89	\$2.99	\$3.81	\$4.98						15,077	\$0.00		\$68.82		\$14,864
1-1/2" Meter (Res: /Comm:73)		1	\$35.09	\$2.89	\$2.99	\$3.81	\$4.98							\$0.00		\$35.09		\$421
1-1/2" Meter (Res: /Comm:73)		6	\$35.09	\$2.89	\$2.99	\$3.81	\$4.98						22,680	\$0.00		\$111.35		\$8,017
2" Meter (Res: 69/Comm:74)		3	\$48.55	\$2.89	\$2.99	\$3.81	\$4.98						140,218	\$0.00		\$710.28		\$25,570
2" Meter (Res: 49/Comm:)		1	\$48.55	\$2.89	\$2.99	\$3.81	\$4.98						92,556	\$0.00		\$472.87		\$5,674
2" Meter (Res: 49/Comm:)		5	\$48.55	\$2.89	\$2.99	\$3.81	\$4.98						69,880	\$0.00		\$359.92		\$21,595
2" Meter (Res: 49/Comm:)		15	\$48.55	\$2.89	\$2.99	\$3.81	\$4.98						6,206	\$0.00		\$66.50		\$11,970
3" Meter (Res: /Comm:63)		2	\$66.39	\$2.89	\$2.99	\$3.81	\$4.98						45,144	\$0.00		\$254.54		\$6,109
4" Meter (Res: /Comm:)			\$265.52	\$2.89	\$2.99	\$3.81	\$4.98							\$0.00		\$0.00		\$0
6" Meter (Res: /Comm:)			\$489.60	\$2.89	\$2.99	\$3.81	\$4.98							\$0.00		\$0.00		\$0
8" Meter (Res:/Comm:)			\$697.07	\$2.89	\$2.99	\$3.81	\$4.98							\$0.00		\$0.00		\$0
10" Meter (Res:/Comm:)			\$912.82	\$2.89	\$2.99	\$3.81	\$4.98							\$0.00		\$0.00		\$0
	634	91										36659	431778					
OUTSIDE CITY CUSTOMERS																		
3/4" Meter (Res: 50/Comm:30)	0	8	\$20.75	\$3.62	\$3.74	\$4.76	\$6.23					7,278	7,631	\$0.00		\$48.34		\$4,640
3/4" Meter (Res: 50/Comm:30)	9	2	\$20.75	\$3.62	\$3.74	\$4.76	\$6.23					5,193	2,460	\$39.52		\$29.64		\$4,980
1" Meter (Res:48/Comm:31)	1	7	\$30.81	\$3.62	\$3.74	\$4.76	\$6.23					3,731	5,514	\$44.30		\$50.74		\$4,794
1-1/2" Meter (Res: /Comm:)		1	\$43.86	\$3.62	\$3.74	\$4.76	\$6.23						256,500	\$0.00		\$1,614.69		\$19,376
2" Meter (Res: /Comm:67)		4	\$60.69	\$3.62	\$3.74	\$4.76	\$6.23						2,797	\$0.00		\$70.80		\$3,398
3" Meter (Res:/Comm:)			\$82.98	\$3.62	\$3.74	\$4.76	\$6.23							\$0.00		\$0.00		\$0
4" Meter (Res: /Comm:)			\$331.90	\$3.62	\$3.74	\$4.76	\$6.23							\$0.00		\$0.00		\$0
6" Meter (Res: /Comm:)			\$612.01	\$3.62	\$3.74	\$4.76	\$6.23							\$0.00		\$0.00		\$0
8" Meter (Res:/Comm:)			\$871.33	\$3.62	\$3.74	\$4.76	\$6.23							\$0.00		\$0.00		\$0
10" Meter (Res:/Comm:)			\$1,141.03	\$3.62	\$3.74	\$4.76	\$6.23							\$0.00		\$0.00		\$0
	10	22										16,202	274,902					
TOTAL	644	113																\$541,559

FY '26

20.0% rate increase
3.0% population increase
1.0% commercial connection increase

20.0%	rate increase				\$33.82	\$17.35	\$17.95										
3.0%	population increase				Comm. Block 1	Comm. Block 2	Comm. Block 3	Comm. Block 4									
1.0%	commercial connection increase				0 - 10,000	10,001 - 15,000	15,001 - 20,000	> 20,001									
					\$23.67	\$17.35	\$17.95										
					Resid. Block 1	Resid. Block 2	Resid. Block 3	Resid. Block 4	Resid. Block 5								
					<3,000	3,001 - 10,000	10,001 - 15,000	15,001 - 20,000	> 20,001								
					\$3.11	\$17.35	\$17.95										
					Resid. Block 1	Resid. Block 2	Resid. Block 3	Resid. Block 4	Resid. Block 5								
					<3,000	3,001 - 10,000	10,001 - 15,000	15,001 - 20,000	> 20,001								
					\$3.11	\$17.35	\$17.95										
					Resid. Block 1	Resid. Block 2	Resid. Block 3	Resid. Block 4	Resid. Block 5								
					<3,000	3,001 - 10,000	10,001 - 15,000	15,001 - 20,000	> 20,001								
					\$3.11	\$17.35	\$17.95										
					Resid. Block 1	Resid. Block 2	Resid. Block 3	Resid. Block 4	Resid. Block 5								
					<3,000	3,001 - 10,000	10,001 - 15,000	15,001 - 20,000	> 20,001								
					\$3.11	\$17.35	\$17.95										
					Resid. Block 1	Resid. Block 2	Resid. Block 3	Resid. Block 4	Resid. Block 5								
					<3,000	3,001 - 10,000	10,001 - 15,000	15,001 - 20,000	> 20,001								
					\$3.11	\$17.35	\$17.95										
					Resid. Block 1	Resid. Block 2	Resid. Block 3	Resid. Block 4	Resid. Block 5								
					<3,000	3,001 - 10,000	10,001 - 15,000	15,001 - 20,000	> 20,001								
					\$3.11	\$17.35	\$17.95										
					Resid. Block 1	Resid. Block 2	Resid. Block 3	Resid. Block 4	Resid. Block 5								
					<3,000	3,001 - 10,000	10,001 - 15,000	15,001 - 20,000	> 20,001								
					\$3.11	\$17.35	\$17.95										
					Resid. Block 1	Resid. Block 2	Resid. Block 3	Resid. Block 4	Resid. Block 5								
					<3,000	3,001 - 10,000	10,001 - 15,000	15,001 - 20,000	> 20,001								
					\$3.11	\$17.35	\$17.95										
					Resid. Block 1	Resid. Block 2	Resid. Block 3	Resid. Block 4	Resid. Block 5								
					<3,000	3,001 - 10,000	10,001 - 15,000	15,001 - 20,000	> 20,001								
					\$3.11	\$17.35	\$17.95										
					Resid. Block 1	Resid. Block 2	Resid. Block 3	Resid. Block 4	Resid. Block 5								
					<3,000	3,001 - 10,000	10,001 - 15,000	15,001 - 20,000	> 20,001								
					\$3.11	\$17.35	\$17.95										
					Resid. Block 1	Resid. Block 2	Resid. Block 3	Resid. Block 4	Resid. Block 5								
					<3,000	3,001 - 10,000	10,001 - 15,000	15,001 - 20,000	> 20,001								
					\$3.11	\$17.35	\$17.95										
					Resid. Block 1	Resid. Block 2	Resid. Block 3	Resid. Block 4	Resid. Block 5								
					<3,000	3,001 - 10,000	10,001 - 15,000	15,001 - 20,000	> 20,001								
					\$3.11	\$17.35	\$17.95										
					Resid. Block 1	Resid. Block 2	Resid. Block 3	Resid. Block 4	Resid. Block 5								
					<3,000	3,001 - 10,000	10,001 - 15,000	15,001 - 20,000	> 20,001								
					\$3.11	\$17.35	\$17.95										
					Resid. Block 1	Resid. Block 2	Resid. Block 3	Resid. Block 4	Resid. Block 5								
					<3,000	3,001 - 10,000	10,001 - 15,000	15,001 - 20,000	> 20,001								
					\$3.11	\$17.35	\$17.95										
					Resid. Block 1	Resid. Block 2	Resid. Block 3	Resid. Block 4	Resid. Block 5								
					<3,000	3,001 - 10,000	10,001 - 15,000	15,001 - 20,000	> 20,001								
					\$3.11	\$17.35	\$17.95										
					Resid. Block 1	Resid. Block 2	Resid. Block 3	Resid. Block 4	Resid. Block 5								
					<3,000	3,001 - 10,000	10,001 - 15,000	15,001 - 20,000	> 20,001								
					\$3.11	\$17.35	\$17.95										
					Resid. Block 1	Resid. Block 2	Resid. Block 3	Resid. Block 4	Resid. Block 5								
					<3,000	3,001 - 10,000	10,001 - 15,000	15,001 - 20,000	> 20,001								
					\$3.11	\$17.35	\$17.95										
					Resid. Block 1	Resid. Block 2	Resid. Block 3	Resid. Block 4	Resid. Block 5								
					<3,000	3,001 - 10,000	10,001 - 15,000	15,001 - 20,000	> 20,001								
					\$3.11	\$17.35	\$17.95										
					Resid. Block 1	Resid. Block 2	Resid. Block 3	Resid. Block 4	Resid. Block 5								
					<3,000	3,001 - 10,000	10,001 - 15,000	15,001 - 20,000	> 20,001								
					\$3.11	\$17.35	\$17.95										
					Resid. Block 1	Resid. Block 2	Resid. Block 3	Resid. Block 4	Resid. Block 5								
					<3,000	3,001 - 10,000	10,001 - 15,000	15,001 - 20,000	> 20,001								
					\$3.11	\$17.35	\$17.95										
					Resid. Block 1	Resid. Block 2	Resid. Block 3	Resid. Block 4	Resid. Block 5								
					<3,000	3,001 - 10,000	10,001 - 15,000	15,001 - 20,000	> 20,001								
					\$3.11	\$17.35	\$17.95										
					Resid. Block 1	Resid. Block 2	Resid. Block 3	Resid. Block 4	Resid. Block 5								
					<3,000	3,001 - 10,000	10,001 - 15,000	15,001 - 20,000	> 20,001								
					\$3.11	\$17.35	\$17.95										
					Resid. Block 1	Resid. Block 2	Resid. Block 3	Resid. Block 4	Resid. Block 5								
					<3,000	3,001 - 10,000	10,001 - 15,000	15,001 - 20,000	> 20,001								
					\$3.11	\$17.35	\$17.95										
					Resid. Block 1	Resid. Block 2	Resid. Block 3	Resid. Block 4	Resid. Block 5								
					<3,000	3,001 - 10,000	10,001 - 15,000	15,001 - 20,000	> 20,001								
					\$3.11	\$17.35	\$17.95										
					Resid. Block 1	Resid. Block 2	Resid. Block 3	Resid. Block 4	Resid. Block 5								
					<3,000	3,001 - 10,000	10,001 - 15,000	15,001 - 20,000	> 20,001								
					\$3.11	\$17.35	\$17.95										
					Resid. Block 1	Resid. Block 2	Resid. Block 3	Resid. Block 4	Resid. Block 5								
					<3,000	3,001 - 10,000	10,001 - 15,000	15,001 - 20,000	> 20,001								
					\$3.11	\$17.35	\$17.95										
					Resid. Block 1	Resid. Block 2	Resid. Block 3	Resid. Block 4	Resid. Block 5								
					<3,000	3,001 - 10,000	10,001 - 15,000	15,001 - 20,000	> 20,001								
					\$3.11	\$17.35	\$17.95										
					Resid. Block 1	Resid. Block 2	Resid. Block 3	Resid. Block 4	Resid. Block 5								
					<3,000	3,001 - 10,000	10,001 - 15,000	15,001 - 20,000	> 20,001								
					\$3.11	\$17.35	\$17.95										
					Resid. Block 1	Resid. Block 2	Resid. Block 3	Resid. Block 4	Resid. Block 5								
					<3,000	3,001 - 10,000	10,001 - 15,000	15,001 - 20,000	> 20,001								
					\$3.11	\$17.35	\$17.95										
					Resid. Block 1	Resid. Block 2	Resid. Block 3	Resid. Block 4	Resid. Block 5								
					<3,000	3,001 - 10,000	10,001 - 15,000	15,001 - 20,000	> 20,001								
					\$3.11	\$17.35	\$17.95										
					Resid. Block 1	Resid. Block 2	Resid. Block 3	Resid. Block 4	Resid. Block 5								
					<3,000	3,001 - 10,000	10,001 - 15,000	15,001 - 20,000	> 20,001								
					\$3.11	\$17.35	\$17.95										
					Resid. Block 1	Resid. Block 2	Resid. Block 3	Resid. Block 4	Resid. Block 5								
					<3,000	3,001 - 10,000	10,001 - 15,000	15,001 - 20,000	> 20,001								
					\$3.11	\$17.35	\$17.95										
					Resid. Block 1	Resid. Block 2	Resid. Block 3	Resid. Block 4	Resid. Block 5								
					<3,000	3,001 - 10,000	10,001 - 15,000	15,001 - 20,000	> 20,001								
					\$3.11	\$17.35	\$17.95										
					Resid. Block 1	Resid. Block 2	Resid. Block 3	Resid. Block 4	Resid. Block 5								
					<3,000	3,001 - 10,000	10,001 - 15,000	15,001 - 20,000	> 20,001								
					\$3.11	\$17.35	\$17.95										
					Resid. Block 1	Resid. Block 2	Resid. Block 3	Resid. Block 4	Resid. Block 5								
					<3,000	3,001 - 10,000	10,001 - 15,000	15,001 - 20,000	> 20,001								
					\$3.11	\$17.35	\$17.95										

FY '27

3.0% rate increase
3.0% population increase
1.0% commercial connection increase

	3.0%	rate increase			\$34.83	\$17.87	\$18.49										
	3.0%	population increase			Comm. Block 1	Comm. Block 2	Comm. Block 3	Comm. Block 4									
	1.0%	commercial connection increase			0 - 10,000	10,001 - 15,000	15,001 - 20,000	> 20,001									
				\$3.21	\$24.38	\$17.87	\$18.49										
				Resid. Block 1	Resid. Block 2	Resid. Block 3	Resid. Block 4	Resid. Block 5									
				<3,000	3,001 - 10,000	10,001 - 15,000	15,001 - 20,000	> 20,001									

FY '28

5.0% rate increase
3.0% population increase
1.0% commercial connection increase

		5.0% rate increase		\$35.51		\$18.22		\$18.84									
		3.0% population increase		Comm. Block 1		Comm. Block 3		Comm. Block 3		Comm. Block 4							
		1.0% commercial connection increase		0 - 10,000		10,001 - 15,000		15,001 - 20,000		> 20,001							
				\$24.86		\$18.22		\$18.84									
				\$3.27		\$3.27		\$3.27		\$3.27							
				Resid. Block 1		Resid. Block 2		Resid. Block 3		Resid. Block 4		Resid. Block 5					
				<3,000		3,001 - 10,000		10,001 - 15,000		15,001 - 20,000		> 20,001					

FY '29

5.0% rate increase
3.0% population increase
1.0% commercial connection increase

	5.0%	rate increase			\$35.51	\$18.22		\$18.84										
	3.0%	population increase			Comm. Block 1	Comm. Block 2		Comm. Block 3		Comm. Block 4								
	1.0%	commercial connection increase			0 - 10,000	10,001 - 15,000		15,001 - 20,000		> 20,001								
					\$24.86	\$18.22		\$18.84										
				\$3.27	Resid. Block 1	Resid. Block 2	Resid. Block 3	Resid. Block 4	Resid. Block 5									
				<3,000	3,001 - 10,000	10,001 - 15,000	15,001 - 20,000	> 20,001										
WATER	RESIDENTIAL	COMMERCIAL																
	NUMBER OF	NUMBER OF	BASE CHARGE	UNIT CHARGE	UNIT CHARGE	UNIT CHARGE	UNIT CHARGE	UNIT CHARGE	UNIT CHARGE	AVERAGE	AVERAGE	AVG UNIT CHARG	HISTORIC AVG	AVG UNIT CHARGE	HISTORIC AVG	TOTAL ANNUAL		
CUSTOMER TYPE	CUSTOMERS	CUSTOMERS	(\$/MONTH)	(\$/1000 GAL)	(\$/1000 GAL)	(\$/1000 GAL)	(\$/1000 GAL)	(\$/1000 GAL)	(\$/1000 GAL)	USAGE (GAL/MON)	USAGE (GAL/MON)	PER MONTH (\$)	MONTHLY BILL	PER MONTH (\$)	MONTHLY BILL	REVENUE (\$)		
INSIDE CITY CUSTOMERS																		
3/4" Meter (Res: 40/Comm:20)	932	1	\$20.92	\$1.09	\$3.55	\$3.64		\$3.77	\$3.88	9,705	9,821	\$47.99			\$55.79		\$537,432	
3/4" Meter (Res: 65/Comm:28)	1,658	29	\$20.92	\$1.09	\$3.55	\$3.64		\$3.77	\$3.88	4,015	3,636	\$27.79			\$33.83		\$564,678	
3/4" Meter (Res: 66/Comm:90)	688	48	\$20.92	\$1.09	\$3.55	\$3.64		\$3.77	\$3.88	3,577	2,447	\$26.23			\$29.60		\$233,645	
3/4" Meter (Res:80/Comm:96)	0	178	\$20.92	\$1.09	\$3.55	\$3.64		\$3.77	\$3.88	0	4,189	\$0.00			\$35.79		\$76,447	
3/4" Meter (Res: 95/Comm:70)	0	5	\$20.92	\$1.09	\$3.55	\$3.64		\$3.77	\$3.88	0	51,739	\$0.00			\$216.57		\$12,994	
3/4" Meter (Res: 60/Comm:)	0	3	\$20.92	\$1.09	\$3.55	\$3.64		\$3.77	\$3.88	0	9,492	\$0.00			\$54.62		\$1,966	
3/4" Meter (Res: 60/Comm:)	0	1	\$20.92	\$1.09	\$3.55	\$3.64		\$3.77	\$3.88	0	36,978	\$0.00			\$159.33		\$1,912	
1" Meter (Res: 41/Comm:21)	302	2	\$25.88	\$1.09	\$3.55	\$3.64		\$3.77	\$3.88	5,662	14,699	\$38.60			\$78.51		\$141,773	
1" Meter (Res:61/Comm:91)	4	4	\$25.88	\$1.09	\$3.55	\$3.64		\$3.77	\$3.88	5,288	7,870	\$37.27			\$53.82		\$4,373	
1" Meter (Res: /Comm:97)	0	26	\$25.88	\$1.09	\$3.55	\$3.64		\$3.77	\$3.88	0	19,022	\$0.00			\$94.77		\$29,567	
1" Meter (Res: /Comm:71)	0	2	\$25.88	\$1.09	\$3.55	\$3.64		\$3.77	\$3.88	0	0	\$0.00			\$25.88		\$621	
1-1/2" Meter (Res: 43/Comm:23)	1	7	\$36.84	\$1.09	\$3.55	\$3.64		\$3.77	\$3.88	2,556	40,149	\$39.63			\$187.55		\$16,230	
1-1/2" Meter (Res: /Comm:92)	1	2	\$36.84	\$1.09	\$3.55	\$3.64		\$3.77	\$3.88	822	20,178	\$37.74			\$110.11		\$3,095	
1-1/2" Meter (Res: /Comm:73)	0	24	\$36.84	\$1.09	\$3.55	\$3.64		\$3.77	\$3.88	0	12,000	\$0.00			\$79.64		\$22,937	
2" Meter (Res: /Comm:24)	0	2	\$50.98	\$1.09	\$3.55	\$3.64		\$3.77	\$3.88	0	23,506	\$0.00			\$137.15		\$3,292	
2" Meter (Res: /Comm:29)	0	9	\$50.98	\$1.09	\$3.55	\$3.64		\$3.77	\$3.88	0	11,207	\$0.00			\$90.88		\$9,815	
2" Meter (Res: /Comm:93)	0	33	\$50.98	\$1.09	\$3.55	\$3.64		\$3.77	\$3.88	0	18,214	\$0.00			\$116.82		\$46,261	
2" Meter (Res: /Comm:99)	0	1	\$50.98	\$1.09	\$3.55	\$3.64		\$3.77	\$3.88	0	18,722	\$0.00			\$118.73		\$1,425	
2" Meter (Res: /Comm:74)	0	0	\$50.98	\$1.09	\$3.55	\$3.64		\$3.77	\$3.88	0	0	\$0.00			\$0.00		\$0	
3" Meter (Res: /Comm:25)	1	6	\$69.70	\$1.09	\$3.55	\$3.64		\$3.77	\$3.88	3,738	70,099	\$75.60			\$336.55		\$25,139	
3" Meter (Res: /Comm:94)	0	6	\$69.70	\$1.09	\$3.55	\$3.64		\$3.77	\$3.88	0	21,430	\$0.00			\$147.82		\$10,643	
4" Meter (Res: /Comm:26)	0	1	\$278.79	\$1.09	\$3.55	\$3.64		\$3.77	\$3.88	0	103,744	\$0.00			\$676.11		\$8,113	
4" Meter (Res: /Comm:79)	0	2	\$278.79	\$1.09	\$3.55	\$3.64		\$3.77	\$3.88	0	111,722	\$0.00			\$707.05		\$16,969	
6" Meter (Res: /Comm:78)	0	2	\$514.08	\$1.09	\$3.55	\$3.64		\$3.77	\$3.88	0	843,741	\$0.00			\$3,780.98		\$90,744	
8" Meter (Res:/Comm:)	0	0	\$731.92	\$1.09	\$3.55	\$3.64		\$3.77	\$3.88	0	0	\$0.00			\$0.00		\$0	
10" Meter (Res:/Comm:)	0	0	\$958.46	\$1.09	\$3.55	\$3.64		\$3.77	\$3.88	0	0	\$0.00			\$0.00		\$0	
Subtotal	3,587	394								35,363	1,454,605							
OUTSIDE CITY CUSTOMERS																		
			\$4.09	\$31.07	\$22.78	\$23.56												
3/4" Meter (Res: 89/Comm:81)	2	30	\$26.14	\$1.36	\$4.44	\$4.56		\$4.71	\$4.85	11,381	2,474	\$67.59			\$37.12		\$14,987	
3/4" Meter (Res: 50/Comm:83)	439	2	\$26.14	\$1.36	\$4.44	\$4.56		\$4.71	\$4.85	5,031	18,450	\$39.25			\$96.24		\$209,062	
3/4" Meter (Res:/Comm:30)	185	4	\$26.14	\$1.36	\$4.44	\$4.56		\$4.71	\$4.85	6,085	10,317	\$43.92			\$58.66		\$100,329	
3/4" Meter (Res:/Comm:30)	0	1	\$26.14	\$1.36	\$4.44	\$4.56		\$4.71	\$4.85	0	124,425	\$0.00			\$609.72		\$7,317	
3/4" Meter (Res:/Comm:30)	0	1	\$26.14	\$1.36	\$4.44	\$4.56		\$4.71	\$4.85	0	250,809	\$0.00			\$1,222.34		\$14,668	
3/4" Meter (Res:/Comm:30)	0	2	\$26.14	\$1.36	\$4.44	\$4.56		\$4.71	\$4.85	0	27,006	\$0.00			\$137.51		\$3,300	
1" Meter (Res:51/Comm:82)	5	18	\$32.35	\$1.36	\$4.44	\$4.56		\$4.71	\$4.85	4,743	11,639	\$44.17			\$70.88		\$17,961	
1" Meter (Res: /Comm:86)	3	3	\$32.35	\$1.36	\$4.44	\$4.56		\$4.71	\$4.85	4,888	12,746	\$44.82			\$75.93		\$4,347	
1" Meter (Res: /Comm:31)	0	0	\$32.35	\$1.36	\$4.44	\$4.56		\$4.71	\$4.85			\$0.00			\$0.00		\$0	
1" Meter (Res: /Comm:44)	0	0	\$32.35	\$1.36	\$4.44	\$4.56		\$4.71	\$4.85			\$0.00			\$0.00		\$0	
1-1/2" Meter (Res: /Comm:64)	1	8	\$46.06	\$1.36	\$4.44	\$4.56		\$4.71	\$4.85	6,656	15,721	\$66.37			\$103.30		\$10,713	
1-1/2" Meter (Res: /Comm:84)	1	1	\$46.06	\$1.36	\$4.44	\$4.56		\$4.71	\$4.85	5,700	34,656	\$62.13			\$194.50		\$3,080	
2" Meter (Res: /Comm:45)	1	8	\$63.72	\$1.36	\$4.44	\$4.56		\$4.71	\$4.85	225	26,468	\$64.03			\$172.47		\$17,326	
2" Meter (Res: /Comm:85)	0	9	\$63.72	\$1.36	\$4.44	\$4.56		\$4.71	\$4.85		10,000	\$0.00			\$108.11		\$11,676	
3" Meter (Res:/Comm:)	0	1	\$87.13	\$1.36	\$4.44	\$4.56		\$4.71	\$4.85		27,278	\$0.00			\$199.81		\$2,398	
3" Meter (Res:/Comm:)	0	1	\$87.13	\$1.36	\$4.44	\$4.56		\$4.71	\$4.85		32,833	\$0.00			\$226.74		\$2,721	
4" Meter (Res: /Comm:39)	0	1	\$348.49	\$1.36	\$4.44	\$4.56		\$4.71	\$4.85		76,144	\$0.00			\$698.04		\$8,376	
4" Meter (Res: /Comm:87)	0	2	\$348.49	\$1.36	\$4.44	\$4.56		\$4.71	\$4.85		14,428	\$0.00			\$399.73		\$9,594	
6" Meter (Res: /Comm:47)	0	0	\$642.61	\$1.36	\$4.44	\$4.56		\$4.71	\$4.85			\$0.00			\$0.00		\$0	
8" Meter (Res:/Comm:)	0	0	\$914.90	\$1.36	\$4.44	\$4.56		\$4.71	\$4.85			\$0.00			\$0.00		\$0	
10" Meter (Res:/Comm:)	0	0	\$1,198.08	\$1.36	\$4.44	\$4.56		\$4.71	\$4.85			\$0.00			\$0.00		\$0	
Subtotal	637	92								44,709	695,394							
TOTAL	4,224	486															\$2,297,923	

IRRIGATION	RESIDENTIAL NUMBER OF CUSTOMERS	COMMERCIAL NUMBER OF CUSTOMERS	BASE CHARGE (\$/MONTH)	Block 1	Block 2	Block 3	Block 4	UNIT CHARGE (\$/1000 GAL)	UNIT CHARGE (\$/1000 GAL)	UNIT CHARGE (\$/1000 GAL)	UNIT CHARGE (\$/1000 GAL)	UNIT CHARGE (\$/1000 GAL)	UNIT CHARGE (\$/1000 GAL)	UNIT CHARGE (\$/1000 GAL)	UNIT CHARGE (\$/1000 GAL)	UNIT CHARGE (\$/1000 GAL)	UNIT CHARGE (\$/1000 GAL)	UNIT CHARGE (\$/1000 GAL)	UNIT CHARGE (\$/1000 GAL)	UNIT CHARGE (\$/1000 GAL)	UNIT CHARGE (\$/1000 GAL)	UNIT CHARGE (\$/1000 GAL)	UNIT CHARGE (\$/1000 GAL)	UNIT CHARGE (\$/1000 GAL)	UNIT CHARGE (\$/1000 GAL)	UNIT CHARGE (\$/1000 GAL)	UNIT CHARGE (\$/1000 GAL)	UNIT CHARGE (\$/1000 GAL)	UNIT CHARGE (\$/1000 GAL)	UNIT CHARGE (\$/1000 GAL)	UNIT CHARGE (\$/1000 GAL)	UNIT CHARGE (\$/1000 GAL)	UNIT CHARGE (\$/1000 GAL)	UNIT CHARGE (\$/1000 GAL)	UNIT CHARGE (\$/1000 GAL)	UNIT CHARGE (\$/1000 GAL)	UNIT CHARGE (\$/1000 GAL)	UNIT CHARGE (\$/1000 GAL)	UNIT CHARGE (\$/1000 GAL)	UNIT CHARGE (\$/1000 GAL)	UNIT CHARGE (\$/1000 GAL)	UNIT CHARGE (\$/1000 GAL)	UNIT CHARGE (\$/1000 GAL)	UNIT CHARGE (\$/1000 GAL)	UNIT CHARGE (\$/1000 GAL)	UNIT CHARGE (\$/1000 GAL)	UNIT CHARGE (\$/1000 GAL)	UNIT CHARGE (\$/1000 GAL)	UNIT CHARGE (\$/1000 GAL)	UNIT CHARGE (\$/1000 GAL)	UNIT CHARGE (\$/1000 GAL)	UNIT CHARGE (\$/1000 GAL)	UNIT CHARGE (\$/1000 GAL)	UNIT CHARGE (\$/1000 GAL)	UNIT CHARGE (\$/1000 GAL)	UNIT CHARGE (\$/1000 GAL)	UNIT CHARGE (\$/1000 GAL)	UNIT CHARGE (\$/1000 GAL)	UNIT CHARGE (\$/1000 GAL)	UNIT CHARGE (\$/1000 GAL)	UNIT CHARGE (\$/1000 GAL)	UNIT CHARGE (\$/1000 GAL)	UNIT CHARGE (\$/1000 GAL)	UNIT CHARGE (\$/1000 GAL)	UNIT CHARGE (\$/1000 GAL)	UNIT CHARGE (\$/1000 GAL)	UNIT CHARGE (\$/1000 GAL)	UNIT CHARGE (\$/1000 GAL)	UNIT CHARGE (\$/1000 GAL)	UNIT CHARGE (\$/1000 GAL)	UNIT CHARGE (\$/1000 GAL)	UNIT CHARGE (\$/1000 GAL)	UNIT CHARGE (\$/1000 GAL)	UNIT CHARGE (\$/1000 GAL)	UNIT CHARGE (\$/1000 GAL)	UNIT CHARGE (\$/1000 GAL)	UNIT CHARGE (\$/1000 GAL)	UNIT CHARGE (\$/1000 GAL)	UNIT CHARGE (\$/1000 GAL)	UNIT CHARGE (\$/1000 GAL)	UNIT CHARGE (\$/1000 GAL)	UNIT CHARGE (\$/1000 GAL)	UNIT CHARGE (\$/1000 GAL)	UNIT CHARGE (\$/1000 GAL)	UNIT CHARGE (\$/1000 GAL)	UNIT CHARGE (\$/1000 GAL)	UNIT CHARGE (\$/1000 GAL)	UNIT CHARGE (\$/1000 GAL)	UNIT CHARGE (\$/1000 GAL)	UNIT CHARGE (\$/1000 GAL)	UNIT CHARGE (\$/1000 GAL)	UNIT CHARGE (\$/1000 GAL)	UNIT CHARGE (\$/1000 GAL)	UNIT CHARGE (\$/1000 GAL)	UNIT CHARGE (\$/1000 GAL)	UNIT CHARGE (\$/1000 GAL)	UNIT CHARGE (\$/1000 GAL)	UNIT CHARGE (\$/1000 GAL)	UNIT CHARGE (\$/1000 GAL)	UNIT CHARGE (\$/1000 GAL)	UNIT CHARGE (\$/1000 GAL)	UNIT CHARGE (\$/1000 GAL)	UNIT CHARGE (\$/1000 GAL)	UNIT CHARGE (\$/1000 GAL)	UNIT CHARGE (\$/1000 GAL)	UNIT CHARGE (\$/1000 GAL)	UNIT CHARGE (\$/1000 GAL)	UNIT CHARGE (\$/1000 GAL)	UNIT CHARGE (\$/1000 GAL)	UNIT CHARGE (\$/1000 GAL)	UNIT CHARGE (\$/1000 GAL)	UNIT CHARGE (\$/1000 GAL)	UNIT CHARGE (\$/1000 GAL)	UNIT CHARGE (\$/1000 GAL)	UNIT CHARGE (\$/1000 GAL)	UNIT CHARGE (\$/1000 GAL)	UNIT CHARGE (\$/1000 GAL)	UNIT CHARGE (\$/1000 GAL)	UNIT CHARGE (\$/1000 GAL)	UNIT CHARGE (\$/1000 GAL)	UNIT CHARGE (\$/1000 GAL)	UNIT CHARGE (\$/1000 GAL)	UNIT CHARGE (\$/1000 GAL)	UNIT CHARGE (\$/1000 GAL)	UNIT CHARGE (\$/1000 GAL)	UNIT CHARGE (\$/1000 GAL)	UNIT CHARGE (\$/1000 GAL)	UNIT CHARGE (\$/1000 GAL)	UNIT CHARGE (\$/1000 GAL)	UNIT CHARGE (\$/1000 GAL)	UNIT CHARGE (\$/1000 GAL)	UNIT CHARGE (\$/1000 GAL)	UNIT CHARGE (\$/1000 GAL)	UNIT CHARGE (\$/1000 GAL)	UNIT CHARGE (\$/1000 GAL)	UNIT CHARGE (\$/1000 GAL)	UNIT CHARGE (\$/1000 GAL)	UNIT CHARGE (\$/1000 GAL)	UNIT CHARGE (\$/1000 GAL)	UNIT CHARGE (\$/1000 GAL)	UNIT CHARGE (\$/1000 GAL)	UNIT CHARGE (\$/1000 GAL)	UNIT CHARGE (\$/1000 GAL)	UNIT CHARGE (\$/1000 GAL)	UNIT CHARGE (\$/1000 GAL)	UNIT CHARGE (\$/1000 GAL)	UNIT CHARGE (\$/1000 GAL)	UNIT CHARGE (\$/1000 GAL)	UNIT CHARGE (\$/1000 GAL)	UNIT CHARGE (\$/1000 GAL)	UNIT CHARGE (\$/1000 GAL)	UNIT CHARGE (\$/1000 GAL)	UNIT CHARGE (\$/1000 GAL)	UNIT CHARGE (\$/1000 GAL)	UNIT CHARGE (\$/1000 GAL)	UNIT CHARGE (\$/1000 GAL)	UNIT CHARGE (\$/1000 GAL)	UNIT CHARGE (\$/1000 GAL)	UNIT CHARGE (\$/1000 GAL)	UNIT CHARGE (\$/1000 GAL)	UNIT CHARGE (\$/1000 GAL)	UNIT CHARGE (\$/1000 GAL)	UNIT CHARGE (\$/1000 GAL)	UNIT CHARGE (\$/1000 GAL)	UNIT CHARGE (\$/1000 GAL)	UNIT CHARGE (\$/1000 GAL)	UNIT CHARGE (\$/1000 GAL)	UNIT CHARGE (\$/1000 GAL)	UNIT CHARGE (\$/1000 GAL)	UNIT CHARGE (\$/1000 GAL)	UNIT CHARGE (\$/1000 GAL)	UNIT CHARGE (\$/1000 GAL)	UNIT CHARGE (\$/1000 GAL)	UNIT CHARGE (\$/1000 GAL)	UNIT CHARGE (\$/1000 GAL)	UNIT CHARGE (\$/1000 GAL)	UNIT CHARGE (\$/1000 GAL)	UNIT CHARGE (\$/1000 GAL)	UNIT CHARGE (\$/1000 GAL)	UNIT CHARGE (\$/1000 GAL)	UNIT CHARGE (\$/1000 GAL)	UNIT CHARGE (\$/1000 GAL)	UNIT CHARGE (\$/1000 GAL)	UNIT CHARGE (\$/1000 GAL)	UNIT CHARGE (\$/1000 GAL)	UNIT CHARGE (\$/1000 GAL)	UNIT CHARGE (\$/1000 GAL)	UNIT CHARGE (\$/1000 GAL)	UNIT CHARGE (\$/1000 GAL)	UNIT CHARGE (\$/1000 GAL)	UNIT CHARGE (\$/1000 GAL)	UNIT CHARGE (\$/1000 GAL)	UNIT CHARGE (\$/1000 GAL)	UNIT CHARGE (\$/1000 GAL)	UNIT CHARGE (\$/1000 GAL)	UNIT CHARGE (\$/1000 GAL)	UNIT CHARGE (\$/1000 GAL)	UNIT CHARGE (\$/1000 GAL)	UNIT CHARGE (\$/1000 GAL)	UNIT CHARGE (\$/1000 GAL)	UNIT CHARGE (\$/1000 GAL)	UNIT CHARGE (\$/1000 GAL)	UNIT CHARGE (\$/1000 GAL)	UNIT CHARGE (\$/1000 GAL)	UNIT CHARGE (\$/1000 GAL)	UNIT CHARGE (\$/1000 GAL)	UNIT CHARGE (\$/1000 GAL)	UNIT CHARGE (\$/1000 GAL)	UNIT CHARGE (\$/1000 GAL)	UNIT CHARGE (\$/1000 GAL)	UNIT CHARGE (\$/1000 GAL)	UNIT CHARGE (\$/1000 GAL)	UNIT CHARGE (\$/1000 GAL)	UNIT CHARGE (\$/1000 GAL)	UNIT CHARGE (\$/1000 GAL)	UNIT CHARGE (\$/1000 GAL)	UNIT CHARGE (\$/1000 GAL)	UNIT CHARGE (\$/1000 GAL)	UNIT CHARGE (\$/1000 GAL)	UNIT CHARGE (\$/1000 GAL)	UNIT CHARGE (\$/1000 GAL)	UNIT CHARGE (\$/1000 GAL)	UNIT CHARGE (\$/1000 GAL)	UNIT CHARGE (\$/1000 GAL)	UNIT CHARGE (\$/1000 GAL)	UNIT CHARGE (\$/1000 GAL)	UNIT CHARGE (\$/1000 GAL)	UNIT CHARGE (\$/1000 GAL)	UNIT CHARGE (\$/1000 GAL)	UNIT CHARGE (\$/1000 GAL)	UNIT CHARGE (\$/1000 GAL)	UNIT CHARGE (\$/1000 GAL)	UNIT CHARGE (\$/1000 GAL)	UNIT CHARGE (\$/1000 GAL)	UNIT CHARGE (\$/1000 GAL)	UNIT CHARGE (\$/1000 GAL)	UNIT CHARGE (\$/1000 GAL)	UNIT CHARGE (\$/1000 GAL)	UNIT CHARGE (\$/1000 GAL)	UNIT CHARGE (\$/1000 GAL)	UNIT CHARGE (\$/1000 GAL)	UNIT CHARGE (\$/1000 GAL)	UNIT CHARGE (\$/1000 GAL)	UNIT CHARGE (\$/1000 GAL)	UNIT CHARGE (\$/1000 GAL)	UNIT CHARGE (\$/1000 GAL)	UNIT CHARGE (\$/1000 GAL)	UNIT CHARGE (\$/1000 GAL)	UNIT CHARGE (\$/1000 GAL)	UNIT CHARGE (\$/1000 GAL)	UNIT CHARGE (\$/1000 GAL)	UNIT CHARGE (\$/1000 GAL)	UNIT CHARGE (\$/1000 GAL)	UNIT CHARGE (\$/1000 GAL)	UNIT CHARGE (\$/1000 GAL)	UNIT CHARGE (\$/1000 GAL)
------------	---------------------------------------	--------------------------------------	---------------------------	---------	---------	---------	---------	------------------------------	------------------------------	------------------------------	------------------------------	------------------------------	------------------------------	------------------------------	------------------------------	------------------------------	------------------------------	------------------------------	------------------------------	------------------------------	------------------------------	------------------------------	------------------------------	------------------------------	------------------------------	------------------------------	------------------------------	------------------------------	------------------------------	------------------------------	------------------------------	------------------------------	------------------------------	------------------------------	------------------------------	------------------------------	------------------------------	------------------------------	------------------------------	------------------------------	------------------------------	------------------------------	------------------------------	------------------------------	------------------------------	------------------------------	------------------------------	------------------------------	------------------------------	------------------------------	------------------------------	------------------------------	------------------------------	------------------------------	------------------------------	------------------------------	------------------------------	------------------------------	------------------------------	------------------------------	------------------------------	------------------------------	------------------------------	------------------------------	------------------------------	------------------------------	------------------------------	------------------------------	------------------------------	------------------------------	------------------------------	------------------------------	------------------------------	------------------------------	------------------------------	------------------------------	------------------------------	------------------------------	------------------------------	------------------------------	------------------------------	------------------------------	------------------------------	------------------------------	------------------------------	------------------------------	------------------------------	------------------------------	------------------------------	------------------------------	------------------------------	------------------------------	------------------------------	------------------------------	------------------------------	------------------------------	------------------------------	------------------------------	------------------------------	------------------------------	------------------------------	------------------------------	------------------------------	------------------------------	------------------------------	------------------------------	------------------------------	------------------------------	------------------------------	------------------------------	------------------------------	------------------------------	------------------------------	------------------------------	------------------------------	------------------------------	------------------------------	------------------------------	------------------------------	------------------------------	------------------------------	------------------------------	------------------------------	------------------------------	------------------------------	------------------------------	------------------------------	------------------------------	------------------------------	------------------------------	------------------------------	------------------------------	------------------------------	------------------------------	------------------------------	------------------------------	------------------------------	------------------------------	------------------------------	------------------------------	------------------------------	------------------------------	------------------------------	------------------------------	------------------------------	------------------------------	------------------------------	------------------------------	------------------------------	------------------------------	------------------------------	------------------------------	------------------------------	------------------------------	------------------------------	------------------------------	------------------------------	------------------------------	------------------------------	------------------------------	------------------------------	------------------------------	------------------------------	------------------------------	------------------------------	------------------------------	------------------------------	------------------------------	------------------------------	------------------------------	------------------------------	------------------------------	------------------------------	------------------------------	------------------------------	------------------------------	------------------------------	------------------------------	------------------------------	------------------------------	------------------------------	------------------------------	------------------------------	------------------------------	------------------------------	------------------------------	------------------------------	------------------------------	------------------------------	------------------------------	------------------------------	------------------------------	------------------------------	------------------------------	------------------------------	------------------------------	------------------------------	------------------------------	------------------------------	------------------------------	------------------------------	------------------------------	------------------------------	------------------------------	------------------------------	------------------------------	------------------------------	------------------------------	------------------------------	------------------------------	------------------------------	------------------------------	------------------------------	------------------------------	------------------------------	------------------------------	------------------------------	------------------------------	------------------------------	------------------------------	------------------------------	------------------------------	------------------------------	------------------------------	------------------------------	------------------------------	------------------------------	------------------------------	------------------------------	------------------------------	------------------------------	------------------------------	------------------------------	------------------------------	------------------------------	------------------------------	------------------------------	------------------------------	------------------------------	------------------------------	------------------------------	------------------------------	------------------------------	------------------------------	------------------------------	------------------------------	------------------------------	------------------------------	------------------------------	------------------------------	------------------------------	------------------------------	------------------------------	------------------------------	------------------------------	------------------------------

FY '30

15.0% rate increase
3.0% population increase
1.0% commercial connection increase

15.0%	rate increase				\$38.89	\$19.96	\$20.64										
3.0%	population increase				Comm. Block 1	Comm. Block 2	Comm. Block 3		Comm. Block 4								
1.0%	commercial connection increase				0 - 10,000	10,001 - 15,000	15,001 - 20,000		> 20,001								
					\$3.58	\$27.22	\$19.96	\$20.64									
					Resid. Block 1	Resid. Block 2	Resid. Block 3	Resid. Block 4	Resid. Block 5								
					<3,000	3,001 - 10,000	10,001 - 15,000	15,001 - 20,000	> 20,001								
					UNIT CHARGE	UNIT CHARGE	UNIT CHARGE	UNIT CHARGE	UNIT CHARGE								
					(\$/1000 GAL)	(\$/1000 GAL)	(\$/1000 GAL)	(\$/1000 GAL)	(\$/1000 GAL)								
		</															

IRRIGATION	RESIDENTIAL NUMBER OF CUSTOMERS	COMMERCIAL NUMBER OF CUSTOMERS	BASE CHARGE (\$/MONTH)	\$39.91	\$20.64	\$26.27	UNIT CHARGE (\$/1000 GAL)	UNIT CHARGE (\$/1000 GAL)	UNIT CHARGE (\$/1000 GAL)	UNIT CHARGE (\$/1000 GAL)	UNIT CHARGE (\$/1000 GAL)	AVERAGE USAGE (GAL/MON)	AVERAGE USAGE (GAL/MON)	AVG UNIT CHARGE PER MONTH (\$)	HISTORIC AVG MONTHLY BILL	AVG UNIT CHARGE PER MONTH (\$)	HISTORIC AVG MONTHLY BILL	TOTAL ANNUAL REVENUE (\$)	
				Block 1 < 10,000	Block 2 10,001 - 15,000	Block 3 15,001 - 20,000													Block 4 > 20,001
INSIDE CITY CUSTOMERS																			
3/4" Meter (Res: 60/Comm:96)	493	3	\$22.91	\$3.99	\$4.13	\$5.25	\$6.87					13,026.0	15,814	\$75.31		\$87.74		\$448,697	
3/4" Meter (Res: 68/Comm:70)	91	9	\$22.91	\$3.99	\$4.13	\$5.25	\$6.87					6,021	7,440	\$46.94		\$52.60		\$56,938	
3/4" Meter (Res: 68/Comm:70)	18	20	\$22.91	\$3.99	\$4.13	\$5.25	\$6.87					1,648	2,319	\$29.48		\$32.16		\$14,088	
3/4" Meter (Res: 68/Comm:70)		1	\$22.91	\$3.99	\$4.13	\$5.25	\$6.87							\$0.00		\$22.91		\$275	
1" Meter (Res: 61/Comm:71)	32	7	\$28.34	\$3.99	\$4.13	\$5.25	\$6.87					15,964	14,444	\$93.96		\$86.60		\$43,354	
1" Meter (Res: /Comm:97)		18	\$28.34	\$3.99	\$4.13	\$5.25	\$6.87						15,077	\$0.00		\$89.30		\$19,289	
1-1/2" Meter (Res: /Comm:73)		1	\$40.35	\$3.99	\$4.13	\$5.25	\$6.87							\$0.00		\$40.35		\$484	
1-1/2" Meter (Res: /Comm:73)		6	\$40.35	\$3.99	\$4.13	\$5.25	\$6.87						22,680	\$0.00		\$145.59		\$10,483	
2" Meter (Res: 69/Comm:74)		3	\$55.83	\$3.99	\$4.13	\$5.25	\$6.87						140,218	\$0.00		\$969.02		\$34,885	
2" Meter (Res: 49/Comm:)		1	\$55.83	\$3.99	\$4.13	\$5.25	\$6.87						92,556	\$0.00		\$641.39		\$7,697	
2" Meter (Res: 49/Comm:)		5	\$55.83	\$3.99	\$4.13	\$5.25	\$6.87						69,880	\$0.00		\$485.52		\$29,131	
2" Meter (Res: 49/Comm:)		15	\$55.83	\$3.99	\$4.13	\$5.25	\$6.87						6,206	\$0.00		\$80.60		\$14,508	
3" Meter (Res: /Comm:63)		2	\$76.34	\$3.99	\$4.13	\$5.25	\$6.87						45,144	\$0.00		\$336.00		\$8,064	
4" Meter (Res: /Comm:)			\$305.35	\$3.99	\$4.13	\$5.25	\$6.87							\$0.00		\$0.00		\$0	
6" Meter (Res: /Comm:)			\$563.04	\$3.99	\$4.13	\$5.25	\$6.87							\$0.00		\$0.00		\$0	
8" Meter (Res:/Comm:)			\$801.63	\$3.99	\$4.13	\$5.25	\$6.87							\$0.00		\$0.00		\$0	
10" Meter (Res:/Comm:)			\$1,049.75	\$3.99	\$4.13	\$5.25	\$6.87							\$0.00		\$0.00		\$0	
	634	91										36659	431778						
OUTSIDE CITY CUSTOMERS																			
3/4" Meter (Res: 50/Comm:30)	0	8	\$28.63	\$4.99	\$5.16	\$6.57	\$8.59					7,278	7,631	\$0.00		\$66.71		\$6,404	
3/4" Meter (Res: 50/Comm:30)	9	2	\$28.63	\$4.99	\$5.16	\$6.57	\$8.59					5,193	2,460	\$54.54		\$40.91		\$6,872	
1" Meter (Res:48/Comm:31)	1	7	\$35.43	\$4.99	\$5.16	\$6.57	\$8.59					3,731	5,514	\$54.04		\$62.94		\$5,935	
1-1/2" Meter (Res: /Comm:)		1	\$50.44	\$4.99	\$5.16	\$6.57	\$8.59						256,500	\$0.00		\$2,218.19		\$26,618	
2" Meter (Res: /Comm:67)		4	\$69.79	\$4.99	\$5.16	\$6.57	\$8.59						2,797	\$0.00		\$83.75		\$4,020	
3" Meter (Res:/Comm:)			\$95.43	\$4.99	\$5.16	\$6.57	\$8.59							\$0.00		\$0.00		\$0	
4" Meter (Res: /Comm:)			\$381.68	\$4.99	\$5.16	\$6.57	\$8.59							\$0.00		\$0.00		\$0	
6" Meter (Res: /Comm:)			\$703.81	\$4.99	\$5.16	\$6.57	\$8.59							\$0.00		\$0.00		\$0	
8" Meter (Res:/Comm:)			\$1,002.03	\$4.99	\$5.16	\$6.57	\$8.59							\$0.00		\$0.00		\$0	
10" Meter (Res:/Comm:)			\$1,312.18	\$4.99	\$5.16	\$6.57	\$8.59							\$0.00		\$0.00		\$0	
	10	22										16,202	274,902						
TOTAL	644	113																	\$737,743

DRAFT

Attachment B

Utility System Rate Analysis

City of Green Cove Springs, FL

Mittauer & Associates, Inc. Project 8905-64-1

Sewer System Rate Model

RATE ANALYSIS FOR SEWER SYSTEM
UTILITY RATE ANALYSIS
CITY OF GREEN COVE SPRINGS
January 2024
Mittauer & Associates, Inc. Project No. 8905-64-1

ESTIMATED ANNUAL EXPENDITURES									
Rate Increase	3.0%	3.0%	3.0%	3.0%	3.0%	10.0%	15.0%	15.0%	
Population Increase	3.0%	3.0%	3.0%	3.0%	3.0%	3.0%	3.0%	3.0%	
Commercial Connection Increase	1.0%	1.0%	1.0%	1.0%	1.0%	1.0%	1.0%	1.0%	
O&M and Transfer Inflation or Annual Increase	2.0%	2.0%	2.0%	2.0%	2.0%	2.0%	2.0%	2.0%	
DESCRIPTION	FY '23 AMOUNT	FY '24 AMOUNT	FY '25 AMOUNT	FY '26 AMOUNT	FY '27 AMOUNT	FY '28 AMOUNT	FY '29 AMOUNT	FY '30 AMOUNT	
Operation & Maintenance Costs - Personal Services	\$ 800,594	\$ 1,065,250	\$ 1,086,600	\$ 1,108,300	\$ 1,130,500	\$ 1,153,100	\$ 1,176,200	\$ 1,199,700	
Operation & Maintenance Costs - Operating Expenses	\$ 876,851	\$ 849,100	\$ 866,100	\$ 883,400	\$ 901,100	\$ 919,100	\$ 937,500	\$ 956,300	
Debt Service (including financing reserves)	\$ 494,888	\$ 496,000	\$ 931,800	\$ 1,034,400	\$ 1,034,400	\$ 1,405,300	\$ 1,658,100	\$ 1,684,600	
Reserve (Short-lived Assets + Operating Reserve)	\$ -	\$ -	\$ -	\$ -	\$ -	\$ -	\$ -	\$ -	
Non-Financed Capital Improvements	\$ 644,905	\$ 495,000	\$ 580,000	\$ 580,000	\$ 640,000	\$ 640,000	\$ 640,000	\$ 640,000	
Cost Recovery & Alloc. (Intrafund Transfers)	\$ 160,645	\$ 239,500	\$ 244,300	\$ 249,200	\$ 254,200	\$ 259,300	\$ 264,500	\$ 269,800	
Customer Serv. Alloc. (Intrafund Transfers)	\$ 153,224	\$ 153,200	\$ 156,300	\$ 159,400	\$ 162,600	\$ 165,900	\$ 169,200	\$ 172,600	
General Fund Transfer (Intrafund Transfers)	\$ 135,000	\$ 200,000	\$ 204,000	\$ 208,100	\$ 212,300	\$ 216,500	\$ 220,800	\$ 225,200	
REQUIRED ANNUAL REVENUE	\$ 3,266,107	\$ 3,498,050	\$ 3,708,800	\$ 3,855,300	\$ 3,960,200	\$ 4,376,800	\$ 4,676,300	\$ 4,750,400	

SUMMARY									
DESCRIPTION	FY '23 AMOUNT	FY '24 AMOUNT	FY '25 AMOUNT	FY '26 AMOUNT	FY '27 AMOUNT	FY '28 AMOUNT	FY '29 AMOUNT	FY '30 AMOUNT	
Estimated Expenditures	\$ 3,266,107	\$ 3,498,050	\$ 3,708,800	\$ 3,855,300	\$ 3,960,200	\$ 4,376,800	\$ 4,676,300	\$ 4,750,400	
Estimated Revenue	\$ 3,674,069	\$ 3,393,600	\$ 3,728,955	\$ 3,895,534	\$ 4,090,710	\$ 4,447,914	\$ 4,740,143	\$ 4,842,323	
Difference	\$ 407,962	\$ (104,450)	\$ 20,155	\$ 40,234	\$ 130,510	\$ 71,114	\$ 63,843	\$ 91,923	
Beginning Year Balance	\$ 1,691,410.00	\$ 2,099,372.19	\$ 1,994,922.19	\$ 2,015,076.81	\$ 2,055,311.13	\$ 2,185,821.56	\$ 2,256,935.92	\$ 2,320,779.23	
End of Year Balance	\$ 2,099,372.19	\$ 1,994,922.19	\$ 2,015,076.81	\$ 2,055,311.13	\$ 2,185,821.56	\$ 2,256,935.92	\$ 2,320,779.23	\$ 2,412,702.07	
Residential Flow (gpd-AADF)	559,820	576,597	593,855	611,609	629,997	648,698	668,013	688,206	
Commercial Flow (gpd-AADF)	222,176	212,307	212,744	213,180	213,616	214,053	214,489	214,925	
St Johns Landing Flow (gpd-AADF)	44,500	44,500	44,500	44,500	44,500	44,500	44,500	44,500	
Total Flow (gpd-AADF)	826,496	833,404	851,099	869,289	888,113	907,250	927,001	947,631	

Financing Needs	
CR 209S (Bayard) + CR 315 Utility Relocation/Ext.	
DESIGN-CONSTRUCTION LOAN	
Principal =	\$ 968,000.00
Grant =	\$ 0
Net Loan =	\$ 968,000.00
Term =	20
Rate =	6.00%
PMT Start FY '25 =	(\$84,394.65)
Sewer Rehab and Outfall Ext	
DESIGN-CONSTRUCTION LOAN	
Principal =	\$ 1,176,500.00
Grant =	\$ -
Net Loan =	\$ 1,176,500.00
Term =	20
Rate =	6.00%
PMT Start FY '26 =	(\$102,572.63)
Centrifuge & WW Consolidation Ph.3	
CONSTRUCTION LOAN	
Principal =	\$ 7,000,000.00
Grant =	\$ -
Net Loan =	\$ 7,000,000.00
Term =	20
Rate =	0.56%
PMT Start FY '28=	(\$370,943.86)
Sewer Rehab	
DESIGN-CONSTRUCTION LOAN	
Principal =	\$ 2,900,000.00
Grant =	\$ -
Net Loan =	\$ 2,900,000.00
Term =	20
Rate =	6.00%
PMT Start FY '29 =	(\$252,835.22)
WW Consolidation Ph.4	
DESIGN LOAN	
Principal =	\$ 500,000.00
Grant =	\$ -
Net Loan =	\$ 500,000.00
Term =	20
Rate =	0.56%
PMT Start FY '30 =	(\$26,495.99)
FY24 CIP Finance Total =	\$ 11,045,625.00
Programmed Financed =	\$ 12,544,500.00

ESTIMATED ANNUAL REVENUES									
DESCRIPTION	FY '23 AMOUNT	FY '24 AMOUNT	FY '25 AMOUNT	FY '26 AMOUNT	FY '27 AMOUNT	FY '28 AMOUNT	FY '29 AMOUNT	FY '30 AMOUNT	
Residential Use	\$ 2,208,493	\$ 2,342,784	\$ 2,485,005	\$ 2,627,003	\$ 2,786,669	\$ 3,064,060	\$ 3,298,258	\$ 3,397,599	
Commercial Use	\$ 1,038,767	\$ 1,040,731	\$ 1,074,349	\$ 1,098,932	\$ 1,134,442	\$ 1,214,254	\$ 1,272,286	\$ 1,275,124	
St Johns Landing	\$ 126,000	\$ 126,000	\$ 126,000	\$ 126,000	\$ 126,000	\$ 126,000	\$ 126,000	\$ 126,000	
Sewer Use (modeled)	\$ 3,373,260.16	\$ 3,509,515.43	\$ 3,685,354.62	\$ 3,851,934.31	\$ 4,047,110.43	\$ 4,404,314.36	\$ 4,696,543.31	\$ 4,798,722.84	
Sewer Use (actual or budgeted)	\$ 3,364,514.55	\$ 3,350,000.00							
Transfer In from Dep Reserve			\$ -	\$ -	\$ -	\$ -	\$ -	\$ -	
Transfer In from Retained Earnings	\$ 25,858.86		\$ -	\$ -	\$ -	\$ -	\$ -	\$ -	
Interest - FSBA	\$ 21,880.46	\$ 20,000.00	\$ 20,000.00	\$ 20,000.00	\$ 20,000.00	\$ 20,000.00	\$ 20,000.00	\$ 20,000.00	
Loan Proceeds	\$ 240,205.70		\$ -	\$ -	\$ -	\$ -	\$ -	\$ -	
Late Fees + Bad Debts Collected	\$ 18,073.11	\$ 20,500.00	\$ 20,500.00	\$ 20,500.00	\$ 20,500.00	\$ 20,500.00	\$ 20,500.00	\$ 20,500.00	
Misc. Fees	\$ 1,841.47	\$ 100.00	\$ 100.00	\$ 100.00	\$ 100.00	\$ 100.00	\$ 100.00	\$ 100.00	
Subtotal	\$ 3,672,374	\$ 3,390,600	\$ 3,725,955	\$ 3,892,534	\$ 4,087,710	\$ 4,444,914	\$ 4,737,143	\$ 4,839,323	
Sale of Surplus	\$ 1,694.88	\$ 3,000.00	\$ 3,000.00	\$ 3,000.00	\$ 3,000.00	\$ 3,000.00	\$ 3,000.00	\$ 3,000.00	
Private Developer	\$ -								
Subtotal	\$ 1,695	\$ 3,000	\$ 3,000	\$ 3,000	\$ 3,000	\$ 3,000	\$ 3,000	\$ 3,000	
TOTAL	\$ 3,674,069	\$ 3,393,600	\$ 3,728,955	\$ 3,895,534	\$ 4,090,710	\$ 4,447,914	\$ 4,740,143	\$ 4,842,323	
Developer Agreement Fees									
Interest - TF									
Impact Fees	\$ 72,000.00								
Extension Reimbursement	\$ 30,500.00	\$ 20,000.00							
Subtotal	\$ 102,500	\$ 20,000	\$ -	\$ -	\$ -	\$ -	\$ -	\$ -	
Residential Connections (In City)	3,038	3,129	3,223	3,320	3,420	3,522	3,628	3,737	
Residential Connections (Out of City)	429	442	455	468	482	496	510	526	
Commercial Connections (In City)	427	430	433	436	439	442	445	448	
Commercial Connections (Out of City)	91	91	91	91	91	91	91	91	
CIP (Non-Financed)	\$	\$ 495,000.00	\$ 580,000.00	\$ 580,000.00	\$ 640,000.00	\$ 640,000.00	\$ 640,000.00	\$ 640,000.00	
CIP (Financed)	\$	\$ 968,750.00	\$ 1,176,875.00	\$ 3,500,000.00	\$ 2,000,000.00	\$ 7,000,000.00	\$ 2,900,000.00	\$ 500,000.00	

[illegible]

FY '24

3.0% rate increase
3.0% population increase
1.0% commercial connection increase

\$65.10
Comm. Block 1
0 - 10,000
\$45.57

\$33.53
Comm. Block 2
10,001 - 15,000
\$33.53

\$34.66
Comm. Block 3
15,001 - 20,000
\$34.66

Comm. Block 4
> 20,001

Resid. Block 1
<3,000
\$2.04

Resid. Block 2
3,001 - 10,000

Resid. Block 3
10,001 - 15,000

Resid. Block 4
15,001 - 20,000

Resid. Block 5
> 20,001

SEWER	RESIDENTIAL	COMMERCIAL	<3,000		3,001 - 10,000	10,001 - 15,000	15,001 - 20,000	> 20,001	RESIDENTIAL	COMMERCIAL	RESIDENTIAL		COMMERCIAL		
CUSTOMER TYPE	NUMBER OF CUSTOMERS	NUMBER OF CUSTOMERS	BASE CHARGE (\$/MONTH)	UNIT CHARGE (\$/1000 GAL)	UNIT CHARGE (\$/1000 GAL)	UNIT CHARGE (\$/1000 GAL)	UNIT CHARGE (\$/1000 GAL)	UNIT CHARGE (\$/1000 GAL)	AVERAGE USAGE (GAL/MON)	AVERAGE USAGE (GAL/MON)	AVG UNIT CHARGE PER MONTH (\$)	HISTORIC AVG MONTHLY BILL	AVG UNIT CHARGE PER MONTH (\$)	HISTORIC AVG MONTHLY BILL	TOTAL ANNUAL REVENUE (\$)
INSIDE CITY CUSTOMERS															
3/4" Meter	801	1	\$35.82	\$0.68	\$6.51	\$6.71		\$6.93	\$7.18	7,000	9,821	\$63.90		\$99.75	\$615,415
3/4" Meter	1410	2	\$35.82	\$0.68	\$6.51	\$6.71		\$6.93	\$7.18	4,032	2,231	\$44.58		\$50.35	\$755,514
3/4" Meter	591	4	\$35.82	\$0.68	\$6.51	\$6.71		\$6.93	\$7.18	3,620	3,657	\$41.90		\$59.63	\$300,008
3/4" Meter	0	16	\$35.82	\$0.68	\$6.51	\$6.71		\$6.93	\$7.18	0	2,353	\$0.00		\$51.14	\$9,819
3/4" Meter	0	47	\$35.82	\$0.68	\$6.51	\$6.71		\$6.93	\$7.18	0	3,276	\$0.00		\$57.15	\$32,232
3/4" Meter	0	86	\$35.82	\$0.68	\$6.51	\$6.71		\$6.93	\$7.18	0	2,866	\$0.00		\$54.48	\$56,223
3/4" Meter	0	153	\$35.82	\$0.68	\$6.51	\$6.71		\$6.93	\$7.18	0	5,202	\$0.00		\$69.69	\$127,944
3/4" Meter	0	5								0	46,192				
3/4" Meter	0	3								0	9,492				
1" Meter	294	3	\$63.46	\$0.68	\$6.51	\$6.71		\$6.93	\$7.18	5,472	8,464	\$81.59		\$118.56	\$292,116
1" Meter	32	25	\$63.46	\$0.68	\$6.51	\$6.71		\$6.93	\$7.18	4,869	19,512	\$77.66		\$193.36	\$87,830
1" Meter	0	0	\$63.46	\$0.68	\$6.51	\$6.71		\$6.93	\$7.18	0	0	\$0.00		\$0.00	\$0
1" Meter	0	0	\$63.46	\$0.68	\$6.51	\$6.71		\$6.93	\$7.18	0	0	\$0.00		\$0.00	\$0
1-1/2" Meter	1	7	\$124.58	\$0.68	\$6.51	\$6.71		\$6.93	\$7.18	2,210	45,432	\$126.08		\$440.44	\$38,510
1-1/2" Meter	0	2	\$124.58	\$0.68	\$6.51	\$6.71		\$6.93	\$7.18	0	20,178	\$0.00		\$259.14	\$6,219
1-1/2" Meter	0	23	\$124.58	\$0.68	\$6.51	\$6.71		\$6.93	\$7.18	0	13,059	\$0.00		\$210.19	\$58,011
2" Meter	0	2	\$178.63	\$0.68	\$6.51	\$6.71		\$6.93	\$7.18	0	23,506	\$0.00		\$337.08	\$8,090
2" Meter	0	9	\$178.63	\$0.68	\$6.51	\$6.71		\$6.93	\$7.18	0	11,310	\$0.00		\$252.51	\$27,271
2" Meter	0	30	\$178.63	\$0.68	\$6.51	\$6.71		\$6.93	\$7.18	0	19,738	\$0.00		\$310.10	\$111,636
2" Meter	0	1	\$178.63	\$0.68	\$6.51	\$6.71		\$6.93	\$7.18	0	18,722	\$0.00		\$303.06	\$3,637
2" Meter	0	0	\$178.63	\$0.68	\$6.51	\$6.71		\$6.93	\$7.18	0	0	\$0.00		\$0.00	\$0
3" Meter	0	6	\$235.09	\$0.68	\$6.51	\$6.71		\$6.93	\$7.18	0	70,099	\$0.00		\$728.03	\$52,419
3" Meter	0	1	\$235.09	\$0.68	\$6.51	\$6.71		\$6.93	\$7.18	0	28,222	\$0.00		\$427.40	\$5,129
4" Meter	0	1	\$622.95	\$0.68	\$6.51	\$6.71		\$6.93	\$7.18	0	103,744	\$0.00		\$1,357.44	\$16,289
4" Meter	0	2	\$622.95	\$0.68	\$6.51	\$6.71		\$6.93	\$7.18	0	111,722	\$0.00		\$1,414.72	\$33,953
6" Meter	0	1	\$1,175.36	\$0.68	\$6.51	\$6.71		\$6.93	\$7.18	0	826,037	\$0.00		\$7,095.27	\$85,143
8" Meter	0	0	\$1,974.61	\$0.68	\$6.51	\$6.71		\$6.93	\$7.18	0	0	\$0.00		\$0.00	\$0
10" Meter	0	0	\$2,820.85	\$0.68	\$6.51	\$6.71		\$6.93	\$7.18	0	0	\$0.00		\$0.00	\$0
Subtotal	3,129	430							27,203	1,404,835					
OUTSIDE CITY CUSTOMERS															
3/4" Meter	23	17	\$44.78	\$0.85	\$8.14	\$8.38		\$8.66	\$8.97	4,230	12,326	\$57.34		\$145.64	\$45,537
3/4" Meter	302	14	\$44.78	\$0.85	\$8.14	\$8.38		\$8.66	\$8.97	4,648	8,758	\$60.74		\$116.04	\$239,611
3/4" Meter	102	3	\$44.78	\$0.85	\$8.14	\$8.38		\$8.66	\$8.97	7,420	18,276	\$83.29		\$196.44	\$109,024
3/4" Meter	0	5	\$44.78	\$0.85	\$8.14	\$8.38		\$8.66	\$8.97	0	11,300	\$0.00		\$137.05	\$8,223
3/4" Meter	0	1	\$44.78	\$0.85	\$8.14	\$8.38		\$8.66	\$8.97	0	124,425	\$0.00		\$1,148.48	\$13,782
3/4" Meter	0	1	\$44.78	\$0.85	\$8.14	\$8.38		\$8.66	\$8.97	0	250,809	\$0.00		\$2,282.63	\$27,392
3/4" Meter	0	2								0	27,006	\$0.00		\$166.60	
1" Meter	14	15	\$79.32	\$0.85	\$8.14	\$8.38		\$8.66	\$8.97	5,841	13,215	\$104.99		\$187.64	\$51,413
1" Meter	0	3	\$79.32	\$0.85	\$8.14	\$8.38		\$8.66	\$8.97	0	12,746	\$0.00		\$183.71	\$6,614
1" Meter	0	0	\$79.32	\$0.85	\$8.14	\$8.38		\$8.66	\$8.97	0	0	\$0.00		\$0.00	\$0
1" Meter	0	0	\$79.32	\$0.85	\$8.14	\$8.38		\$8.66	\$8.97	0	0	\$0.00		\$0.00	\$0
1-1/2" Meter	0	8	\$155.72	\$0.85	\$8.14	\$8.38		\$8.66	\$8.97	0	15,721	\$0.00		\$285.25	\$27,384
1-1/2" Meter	0	1	\$155.72	\$0.85	\$8.14	\$8.38		\$8.66	\$8.97	0	34,656	\$0.00		\$453.85	\$5,446
2" Meter	1	8	\$223.29	\$0.85	\$8.14	\$8.38		\$8.66	\$8.97	225	26,468	\$200.00		\$447.94	\$45,402
2" Meter	0	8	\$223.29	\$0.85	\$8.14	\$8.38		\$8.66	\$8.97	0	8,585	\$0.00		\$293.15	\$28,142
3" Meter	0	1	\$293.86	\$0.85	\$8.14	\$8.38		\$8.66	\$8.97	0	27,278	\$0.00		\$525.77	\$6,309
3" Meter	0	1	\$293.86	\$0.85	\$8.14	\$8.38		\$8.66	\$8.97	0	32,833	\$0.00		\$575.62	\$6,907
4" Meter	0	1	\$778.69	\$0.85	\$8.14	\$8.38		\$8.66	\$8.97	0	76,144	\$0.00		\$1,449.12	\$17,389
4" Meter	0	2	\$778.69	\$0.85	\$8.14	\$8.38		\$8.66	\$8.97	0	14,428	\$0.00		\$897.18	\$21,532
6" Meter	0	0	\$1,469.20	\$0.85	\$8.14	\$8.38		\$8.66	\$8.97	0	0	\$0.00		\$0.00	\$0
8" Meter	0	0	\$2,468.27	\$0.85	\$8.14	\$8.38		\$8.66	\$8.97	0	0	\$0.00		\$0.00	\$0
10" Meter	0	0	\$3,526.06	\$0.85	\$8.14	\$8.38		\$8.66	\$8.97	0	0	\$0.00		\$0.00	\$0
Subtotal	442	91							22,364	714,974					
TOTAL	3,571	521													\$3,383,515

FY '25

3.0% increase
3.0% population increase
1.0% commercial connection increase

\$67.05
Comm. Block 1
0 - 10,000
\$46.93

\$34.53
Comm. Block 2
10,001 - 15,000
\$34.53

\$35.70
Comm. Block 3
15,001 - 20,000
\$35.70

Comm. Block 4
> 20,001

SEWER	RESIDENTIAL	COMMERCIAL	<3,000		3,001 - 10,000	10,001 - 15,000	15,001 - 20,000	> 20,001	RESIDENTIAL	COMMERCIAL	RESIDENTIAL	COMMERCIAL			
CUSTOMER TYPE	NUMBER OF CUSTOMERS	NUMBER OF CUSTOMERS	BASE CHARGE (\$/MONTH)	UNIT CHARGE (\$/1000 GAL)	UNIT CHARGE (\$/1000 GAL)	UNIT CHARGE (\$/1000 GAL)	UNIT CHARGE (\$/1000 GAL)	UNIT CHARGE (\$/1000 GAL)	AVERAGE USAGE (GAL/MON)	AVERAGE USAGE (GAL/MON)	AVG UNIT CHARGE PER MONTH (\$)	HISTORIC AVG MONTHLY BILL	AVG UNIT CHARGE PER MONTH (\$)	HISTORIC AVG MONTHLY BILL	TOTAL ANNUAL REVENUE (\$)
INSIDE CITY CUSTOMERS															
3/4" Meter	825	1	\$36.90	\$0.70	\$6.70	\$6.91	\$7.14	\$7.39	7000	9821	\$65.82		\$102.75		\$652,833
3/4" Meter	1452	2	\$36.90	\$0.70	\$6.70	\$6.91	\$7.14	\$7.39	4032	2231	\$45.92		\$51.86		\$801,322
3/4" Meter	609	4	\$36.90	\$0.70	\$6.70	\$6.91	\$7.14	\$7.39	3620	3657	\$43.16		\$61.42		\$318,330
3/4" Meter	0	16	\$36.90	\$0.70	\$6.70	\$6.91	\$7.14	\$7.39	0	2353	\$0.00		\$52.67		\$10,114
3/4" Meter	0	47	\$36.90	\$0.70	\$6.70	\$6.91	\$7.14	\$7.39	0	3276	\$0.00		\$58.86		\$33,199
3/4" Meter	0	87	\$36.90	\$0.70	\$6.70	\$6.91	\$7.14	\$7.39	0	2866	\$0.00		\$56.11		\$58,583
3/4" Meter	0	155	\$36.90	\$0.70	\$6.70	\$6.91	\$7.14	\$7.39	0	5202	\$0.00		\$71.78		\$133,505
3/4" Meter	0	5							0	46192					
3/4" Meter	0	3							0	9492					
1" Meter	303	3	\$65.36	\$0.70	\$6.70	\$6.91	\$7.14	\$7.39	5472	8464	\$84.04		\$122.11		\$309,955
1" Meter	33	25	\$65.36	\$0.70	\$6.70	\$6.91	\$7.14	\$7.39	4869	19512	\$79.99		\$199.16		\$91,425
1" Meter	0	0	\$65.36	\$0.70	\$6.70	\$6.91	\$7.14	\$7.39	0	0	\$0.00		\$0.00		\$0
1" Meter	0	0	\$65.36	\$0.70	\$6.70	\$6.91	\$7.14	\$7.39	0	0	\$0.00		\$0.00		\$0
1-1/2" Meter	1	7	\$128.32	\$0.70	\$6.70	\$6.91	\$7.14	\$7.39	2210	45432	\$129.86		\$453.65		\$39,665
1-1/2" Meter	0	2	\$128.32	\$0.70	\$6.70	\$6.91	\$7.14	\$7.39	0	20178	\$0.00		\$266.91		\$6,406
1-1/2" Meter	0	23	\$128.32	\$0.70	\$6.70	\$6.91	\$7.14	\$7.39	0	13059	\$0.00		\$216.49		\$59,752
2" Meter	0	2	\$183.99	\$0.70	\$6.70	\$6.91	\$7.14	\$7.39	0	23506	\$0.00		\$347.20		\$8,333
2" Meter	0	9	\$183.99	\$0.70	\$6.70	\$6.91	\$7.14	\$7.39	0	11310	\$0.00		\$260.09		\$28,090
2" Meter	0	30	\$183.99	\$0.70	\$6.70	\$6.91	\$7.14	\$7.39	0	19738	\$0.00		\$319.40		\$114,985
2" Meter	0	1	\$183.99	\$0.70	\$6.70	\$6.91	\$7.14	\$7.39	0	18722	\$0.00		\$312.15		\$3,746
2" Meter	0	0	\$183.99	\$0.70	\$6.70	\$6.91	\$7.14	\$7.39	0	0	\$0.00		\$0.00		\$0
3" Meter	0	6	\$242.14	\$0.70	\$6.70	\$6.91	\$7.14	\$7.39	0	70099	\$0.00		\$749.88		\$53,991
3" Meter	0	1	\$242.14	\$0.70	\$6.70	\$6.91	\$7.14	\$7.39	0	28222	\$0.00		\$440.22		\$5,283
4" Meter	0	1	\$641.64	\$0.70	\$6.70	\$6.91	\$7.14	\$7.39	0	103744	\$0.00		\$1,398.17		\$16,778
4" Meter	0	2	\$641.64	\$0.70	\$6.70	\$6.91	\$7.14	\$7.39	0	111722	\$0.00		\$1,457.16		\$34,972
6" Meter	0	1	\$1,210.62	\$0.70	\$6.70	\$6.91	\$7.14	\$7.39	0	826037	\$0.00		\$7,308.12		\$87,697
8" Meter	0	0	\$2,033.85	\$0.70	\$6.70	\$6.91	\$7.14	\$7.39	0	0	\$0.00		\$0.00		\$0
10" Meter	0	0	\$2,905.48	\$0.70	\$6.70	\$6.91	\$7.14	\$7.39	0	0	\$0.00		\$0.00		\$0
Subtotal	3,223	433							27,203	1,404,835					
OUTSIDE CITY CUSTOMERS															
3/4" Meter	24	17	\$46.12	\$0.88	\$8.38	\$8.63	\$8.92	\$9.24	4230	12326	\$59.06		\$150.01		\$47,611
3/4" Meter	311	14	\$46.12	\$0.88	\$8.38	\$8.63	\$8.92	\$9.24	4648	8758	\$62.56		\$119.52		\$253,556
3/4" Meter	105	3	\$46.12	\$0.88	\$8.38	\$8.63	\$8.92	\$9.24	7420	18276	\$85.79		\$202.34		\$115,383
3/4" Meter	0	5	\$46.12	\$0.88	\$8.38	\$8.63	\$8.92	\$9.24	0	11300	\$0.00		\$141.16		\$8,469
3/4" Meter	0	1	\$46.12	\$0.88	\$8.38	\$8.63	\$8.92	\$9.24	0	124425	\$0.00		\$1,182.93		\$14,195
3/4" Meter	0	1	\$46.12	\$0.88	\$8.38	\$8.63	\$8.92	\$9.24	0	250809	\$0.00		\$2,351.11		\$28,213
3/4" Meter	0	2							0	27006	\$0.00		\$171.60		
1" Meter	14	15	\$81.70	\$0.88	\$8.38	\$8.63	\$8.92	\$9.24	5841	13215	\$108.14		\$193.27		\$52,956
1" Meter	0	3	\$81.70	\$0.88	\$8.38	\$8.63	\$8.92	\$9.24	0	12746	\$0.00		\$189.22		\$6,812
1" Meter	0	0	\$81.70	\$0.88	\$8.38	\$8.63	\$8.92	\$9.24	0	0	\$0.00		\$0.00		\$0
1" Meter	0	0	\$81.70	\$0.88	\$8.38	\$8.63	\$8.92	\$9.24	0	0	\$0.00		\$0.00		\$0
1-1/2" Meter	0	8	\$160.39	\$0.88	\$8.38	\$8.63	\$8.92	\$9.24	0	15721	\$0.00		\$293.81		\$28,205
1-1/2" Meter	0	1	\$160.39	\$0.88	\$8.38	\$8.63	\$8.92	\$9.24	0	34656	\$0.00		\$467.46		\$5,610
2" Meter	1	8	\$229.99	\$0.88	\$8.38	\$8.63	\$8.92	\$9.24	225	26468	\$200.00		\$461.37		\$46,692
2" Meter	0	8	\$229.99	\$0.88	\$8.38	\$8.63	\$8.92	\$9.24	0	8585	\$0.00		\$301.94		\$28,986
3" Meter	0	1	\$302.67	\$0.88	\$8.38	\$8.63	\$8.92	\$9.24	0	27278	\$0.00		\$541.55		\$6,499
3" Meter	0	1	\$302.67	\$0.88	\$8.38	\$8.63	\$8.92	\$9.24	0	32833	\$0.00		\$592.89		\$7,115
4" Meter	0	1	\$802.05	\$0.88	\$8.38	\$8.63	\$8.92	\$9.24	0	76144	\$0.00		\$1,492.60		\$17,911
4" Meter	0	2	\$802.05	\$0.88	\$8.38	\$8.63	\$8.92	\$9.24	0	14428	\$0.00		\$924.09		\$22,178
6" Meter	0	0	\$1,513.28	\$0.88	\$8.38	\$8.63	\$8.92	\$9.24	0	0	\$0.00		\$0.00		\$0
8" Meter	0	0	\$2,542.31	\$0.88	\$8.38	\$8.63	\$8.92	\$9.24	0	0	\$0.00		\$0.00		\$0
10" Meter	0	0	\$3,631.85	\$0.88	\$8.38	\$8.63	\$8.92	\$9.24	0	0	\$0.00		\$0.00		\$0
Subtotal	455	91							22,364	714,974					
TOTAL	3,678	524											\$3,559,355		

FY '26

3.0% increase
3.0% population increase
1.0% commercial connection increase

\$69.06
Comm. Block 1
0 - 10,000
\$48.34

\$35.57
Comm. Block 2
10,001 - 15,000
\$35.57

\$36.77
Comm. Block 3
15,001 - 20,000
\$36.77

Comm. Block 4
> 20,001

SEWER	RESIDENTIAL	COMMERCIAL	<3,000		3,001 - 10,000	10,001 - 15,000	15,001 - 20,000	> 20,001		RESIDENTIAL	COMMERCIAL	RESIDENTIAL		COMMERCIAL		
CUSTOMER TYPE	NUMBER OF CUSTOMERS	NUMBER OF CUSTOMERS	BASE CHARGE (\$/MONTH)	UNIT CHARGE (\$/1000 GAL)	UNIT CHARGE (\$/1000 GAL)	UNIT CHARGE (\$/1000 GAL)	UNIT CHARGE (\$/1000 GAL)	UNIT CHARGE (\$/1000 GAL)	UNIT CHARGE (\$/1000 GAL)	AVERAGE USAGE (GAL/MON)	AVERAGE USAGE (GAL/MON)	AVG UNIT CHARGE PER MONTH (\$)	HISTORIC AVG MONTHLY BILL	AVG UNIT CHARGE PER MONTH (\$)	HISTORIC AVG MONTHLY BILL	TOTAL ANNUAL REVENUE (\$)
INSIDE CITY CUSTOMERS																
3/4" Meter	850	1	\$38.01	\$0.72	\$6.91	\$7.11		\$7.35	\$7.62	7000	9821	\$67.79			\$105.83	\$692,756
3/4" Meter	1496	2	\$38.01	\$0.72	\$6.91	\$7.11		\$7.35	\$7.62	4032	2231	\$47.30			\$53.41	\$850,334
3/4" Meter	627	4	\$38.01	\$0.72	\$6.91	\$7.11		\$7.35	\$7.62	3620	3657	\$44.45			\$63.26	\$337,481
3/4" Meter	0	16	\$38.01	\$0.72	\$6.91	\$7.11		\$7.35	\$7.62	0	2353	\$0.00			\$54.25	\$10,417
3/4" Meter	0	47	\$38.01	\$0.72	\$6.91	\$7.11		\$7.35	\$7.62	0	3276	\$0.00			\$60.63	\$34,195
3/4" Meter	0	88	\$38.01	\$0.72	\$6.91	\$7.11		\$7.35	\$7.62	0	2866	\$0.00			\$57.80	\$61,034
3/4" Meter	0	157	\$38.01	\$0.72	\$6.91	\$7.11		\$7.35	\$7.62	0	5202	\$0.00			\$73.93	\$139,285
3/4" Meter	0	5								0	46192					
3/4" Meter	0	3								0	9492					
1" Meter	312	3	\$65.36	\$0.72	\$6.91	\$7.11		\$7.35	\$7.62	5472	8464	\$84.60			\$123.81	\$321,190
1" Meter	34	25	\$65.36	\$0.72	\$6.91	\$7.11		\$7.35	\$7.62	4869	19512	\$80.43			\$203.17	\$93,768
1" Meter	0	0	\$65.36	\$0.72	\$6.91	\$7.11		\$7.35	\$7.62	0	0	\$0.00			\$0.00	\$0
1" Meter	0	0	\$65.36	\$0.72	\$6.91	\$7.11		\$7.35	\$7.62	0	0	\$0.00			\$0.00	\$0
1-1/2" Meter	1	7	\$128.32	\$0.72	\$6.91	\$7.11		\$7.35	\$7.62	2210	45432	\$129.91			\$463.41	\$40,486
1-1/2" Meter	0	2	\$128.32	\$0.72	\$6.91	\$7.11		\$7.35	\$7.62	0	20178	\$0.00			\$271.07	\$6,506
1-1/2" Meter	0	23	\$128.32	\$0.72	\$6.91	\$7.11		\$7.35	\$7.62	0	13059	\$0.00			\$219.14	\$60,482
2" Meter	0	2	\$183.99	\$0.72	\$6.91	\$7.11		\$7.35	\$7.62	0	23506	\$0.00			\$352.09	\$8,450
2" Meter	0	9	\$183.99	\$0.72	\$6.91	\$7.11		\$7.35	\$7.62	0	11310	\$0.00			\$262.37	\$28,336
2" Meter	0	30	\$183.99	\$0.72	\$6.91	\$7.11		\$7.35	\$7.62	0	19738	\$0.00			\$323.46	\$116,447
2" Meter	0	1	\$183.99	\$0.72	\$6.91	\$7.11		\$7.35	\$7.62	0	18722	\$0.00			\$315.99	\$3,792
2" Meter	0	0	\$183.99	\$0.72	\$6.91	\$7.11		\$7.35	\$7.62	0	0	\$0.00			\$0.00	\$0
3" Meter	0	6	\$242.14	\$0.72	\$6.91	\$7.11		\$7.35	\$7.62	0	70099	\$0.00			\$765.11	\$55,088
3" Meter	0	1	\$242.14	\$0.72	\$6.91	\$7.11		\$7.35	\$7.62	0	28222	\$0.00			\$446.16	\$5,354
4" Meter	0	1	\$641.64	\$0.72	\$6.91	\$7.11		\$7.35	\$7.62	0	103744	\$0.00			\$1,420.86	\$17,050
4" Meter	0	2	\$641.64	\$0.72	\$6.91	\$7.11		\$7.35	\$7.62	0	111722	\$0.00			\$1,481.62	\$35,559
6" Meter	0	1	\$1,210.62	\$0.72	\$6.91	\$7.11		\$7.35	\$7.62	0	826037	\$0.00			\$7,491.05	\$89,893
8" Meter	0	0	\$2,033.85	\$0.72	\$6.91	\$7.11		\$7.35	\$7.62	0	0	\$0.00			\$0.00	\$0
10" Meter	0	0	\$2,905.48	\$0.72	\$6.91	\$7.11		\$7.35	\$7.62	0	0	\$0.00			\$0.00	\$0
Subtotal	3,320	436								27,203	1,404,835					
OUTSIDE CITY CUSTOMERS																
3/4" Meter	25	17	\$47.51	\$0.90	\$8.63	\$8.89		\$9.19	\$9.52	4230	12326	\$60.83			\$154.51	\$49,770
3/4" Meter	320	14	\$47.51	\$0.90	\$8.63	\$8.89		\$9.19	\$9.52	4648	8758	\$64.44			\$123.11	\$268,121
3/4" Meter	108	3	\$47.51	\$0.90	\$8.63	\$8.89		\$9.19	\$9.52	7420	18276	\$88.37			\$208.41	\$122,026
3/4" Meter	0	5	\$47.51	\$0.90	\$8.63	\$8.89		\$9.19	\$9.52	0	11300	\$0.00			\$145.39	\$8,723
3/4" Meter	0	1	\$47.51	\$0.90	\$8.63	\$8.89		\$9.19	\$9.52	0	124425	\$0.00			\$1,218.42	\$14,621
3/4" Meter	0	1	\$47.51	\$0.90	\$8.63	\$8.89		\$9.19	\$9.52	0	250809	\$0.00			\$2,421.65	\$29,060
3/4" Meter	0	2								0	27006	\$0.00			\$176.75	
1" Meter	14	15	\$81.70	\$0.90	\$8.63	\$8.89		\$9.19	\$9.52	5841	13215	\$108.93			\$196.62	\$53,691
1" Meter	0	3	\$81.70	\$0.90	\$8.63	\$8.89		\$9.19	\$9.52	0	12746	\$0.00			\$192.45	\$6,928
1" Meter	0	0	\$81.70	\$0.90	\$8.63	\$8.89		\$9.19	\$9.52	0	0	\$0.00			\$0.00	\$0
1" Meter	0	0	\$81.70	\$0.90	\$8.63	\$8.89		\$9.19	\$9.52	0	0	\$0.00			\$0.00	\$0
1-1/2" Meter	0	8	\$160.39	\$0.90	\$8.63	\$8.89		\$9.19	\$9.52	0	15721	\$0.00			\$297.81	\$28,590
1-1/2" Meter	0	1	\$160.39	\$0.90	\$8.63	\$8.89		\$9.19	\$9.52	0	34656	\$0.00			\$476.67	\$5,720
2" Meter	1	8	\$229.99	\$0.90	\$8.63	\$8.89		\$9.19	\$9.52	225	26468	\$200.00			\$468.32	\$47,358
2" Meter	0	8	\$229.99	\$0.90	\$8.63	\$8.89		\$9.19	\$9.52	0	8585	\$0.00			\$304.10	\$29,194
3" Meter	0	1	\$302.67	\$0.90	\$8.63	\$8.89		\$9.19	\$9.52	0	27278	\$0.00			\$548.71	\$6,585
3" Meter	0	1	\$302.67	\$0.90	\$8.63	\$8.89		\$9.19	\$9.52	0	32833	\$0.00			\$601.60	\$7,219
4" Meter	0	1	\$802.05	\$0.90	\$8.63	\$8.89		\$9.19	\$9.52	0	76144	\$0.00			\$1,513.31	\$18,160
4" Meter	0	2	\$802.05	\$0.90	\$8.63	\$8.89		\$9.19	\$9.52	0	14428	\$0.00			\$927.75	\$22,266
6" Meter	0	0	\$1,513.28	\$0.90	\$8.63	\$8.89		\$9.19	\$9.52	0	0	\$0.00			\$0.00	\$0
8" Meter	0	0	\$2,542.31	\$0.90	\$8.63	\$8.89		\$9.19	\$9.52	0	0	\$0.00			\$0.00	\$0
10" Meter	0	0	\$3,631.85	\$0.90	\$8.63	\$8.89		\$9.19	\$9.52	0	0	\$0.00			\$0.00	\$0
Subtotal	468	91								22,364	714,974					
TOTAL	3,788	527													\$3,725,934	

FY '27

3.0% increase
3.0% population increase
1.0% commercial connection increase

\$71.13
Comm. Block 1
0 - 10,000
\$49.79

\$36.64
Comm. Block 2
10,001 - 15,000
\$36.64

\$37.87
Comm. Block 3
15,001 - 20,000
\$37.87

Comm. Block 4
> 20,001

SEWER	RESIDENTIAL	COMMERCIAL	<3,000		3,001 - 10,000	10,001 - 15,000	15,001 - 20,000	> 20,001		RESIDENTIAL	COMMERCIAL	RESIDENTIAL		COMMERCIAL		
CUSTOMER TYPE	NUMBER OF CUSTOMERS	NUMBER OF CUSTOMERS	BASE CHARGE (\$/MONTH)	UNIT CHARGE (\$/1000 GAL)	UNIT CHARGE (\$/1000 GAL)	UNIT CHARGE (\$/1000 GAL)	UNIT CHARGE (\$/1000 GAL)	UNIT CHARGE (\$/1000 GAL)	UNIT CHARGE (\$/1000 GAL)	AVERAGE USAGE (GAL/MON)	AVERAGE USAGE (GAL/MON)	AVG UNIT CHARGE PER MONTH (\$)	HISTORIC AVG MONTHLY BILL	AVG UNIT CHARGE PER MONTH (\$)	HISTORIC AVG MONTHLY BILL	TOTAL ANNUAL REVENUE (\$)
INSIDE CITY CUSTOMERS																
3/4" Meter	876	1	\$39.15	\$0.74	\$7.11	\$7.33		\$7.57	\$7.84	7000	9821	\$69.83		\$109.00		\$735,325
3/4" Meter	1541	2	\$39.15	\$0.74	\$7.11	\$7.33		\$7.57	\$7.84	4032	2231	\$48.71		\$55.01		\$902,150
3/4" Meter	646	4	\$39.15	\$0.74	\$7.11	\$7.33		\$7.57	\$7.84	3620	3657	\$45.78		\$65.16		\$358,044
3/4" Meter	0	16	\$39.15	\$0.74	\$7.11	\$7.33		\$7.57	\$7.84	0	2353	\$0.00		\$55.88		\$10,729
3/4" Meter	0	47	\$39.15	\$0.74	\$7.11	\$7.33		\$7.57	\$7.84	0	3276	\$0.00		\$62.45		\$35,221
3/4" Meter	0	89	\$39.15	\$0.74	\$7.11	\$7.33		\$7.57	\$7.84	0	2866	\$0.00		\$59.53		\$63,580
3/4" Meter	0	159	\$39.15	\$0.74	\$7.11	\$7.33		\$7.57	\$7.84	0	5202	\$0.00		\$76.15		\$145,291
3/4" Meter	0	5								0	46192					
3/4" Meter	0	3								0	9492					
1" Meter	321	3	\$67.32	\$0.74	\$7.11	\$7.33		\$7.57	\$7.84	5472	8464	\$87.14		\$127.53		\$340,236
1" Meter	35	25	\$67.32	\$0.74	\$7.11	\$7.33		\$7.57	\$7.84	4869	19512	\$82.85		\$209.27		\$97,576
1" Meter	0	0	\$67.32	\$0.74	\$7.11	\$7.33		\$7.57	\$7.84	0	0	\$0.00		\$0.00		\$0
1" Meter	0	0	\$67.32	\$0.74	\$7.11	\$7.33		\$7.57	\$7.84	0	0	\$0.00		\$0.00		\$0
1-1/2" Meter	1	7	\$132.17	\$0.74	\$7.11	\$7.33		\$7.57	\$7.84	2210	45432	\$133.81		\$477.32		\$41,700
1-1/2" Meter	0	2	\$132.17	\$0.74	\$7.11	\$7.33		\$7.57	\$7.84	0	20178	\$0.00		\$279.20		\$6,701
1-1/2" Meter	0	23	\$132.17	\$0.74	\$7.11	\$7.33		\$7.57	\$7.84	0	13059	\$0.00		\$225.71		\$62,296
2" Meter	0	2	\$189.51	\$0.74	\$7.11	\$7.33		\$7.57	\$7.84	0	23506	\$0.00		\$362.66		\$8,704
2" Meter	0	9	\$189.51	\$0.74	\$7.11	\$7.33		\$7.57	\$7.84	0	11310	\$0.00		\$270.24		\$29,186
2" Meter	0	30	\$189.51	\$0.74	\$7.11	\$7.33		\$7.57	\$7.84	0	19738	\$0.00		\$333.17		\$119,940
2" Meter	0	1	\$189.51	\$0.74	\$7.11	\$7.33		\$7.57	\$7.84	0	18722	\$0.00		\$325.47		\$3,906
2" Meter	0	0	\$189.51	\$0.74	\$7.11	\$7.33		\$7.57	\$7.84	0	0	\$0.00		\$0.00		\$0
3" Meter	0	6	\$249.40	\$0.74	\$7.11	\$7.33		\$7.57	\$7.84	0	70099	\$0.00		\$788.06		\$56,740
3" Meter	0	1	\$249.40	\$0.74	\$7.11	\$7.33		\$7.57	\$7.84	0	28222	\$0.00		\$459.54		\$5,515
4" Meter	0	1	\$660.89	\$0.74	\$7.11	\$7.33		\$7.57	\$7.84	0	103744	\$0.00		\$1,463.49		\$17,562
4" Meter	0	2	\$660.89	\$0.74	\$7.11	\$7.33		\$7.57	\$7.84	0	111722	\$0.00		\$1,526.07		\$36,626
6" Meter	0	1	\$1,246.94	\$0.74	\$7.11	\$7.33		\$7.57	\$7.84	0	826037	\$0.00		\$7,715.78		\$92,589
8" Meter	0	0	\$2,094.87	\$0.74	\$7.11	\$7.33		\$7.57	\$7.84	0	0	\$0.00		\$0.00		\$0
10" Meter	0	0	\$2,992.64	\$0.74	\$7.11	\$7.33		\$7.57	\$7.84	0	0	\$0.00		\$0.00		\$0
Subtotal	3,420	439								27,203	1,404,835					
OUTSIDE CITY CUSTOMERS																
3/4" Meter	26	17	\$48.93	\$0.93	\$8.89	\$9.16		\$9.47	\$9.81	4230	12326	\$62.65		\$159.15		\$52,015
3/4" Meter	330	14	\$48.93	\$0.93	\$8.89	\$9.16		\$9.47	\$9.81	4648	8758	\$66.37		\$126.80		\$284,130
3/4" Meter	111	3	\$48.93	\$0.93	\$8.89	\$9.16		\$9.47	\$9.81	7420	18276	\$91.02		\$214.66		\$128,963
3/4" Meter	0	5	\$48.93	\$0.93	\$8.89	\$9.16		\$9.47	\$9.81	0	11300	\$0.00		\$149.75		\$8,985
3/4" Meter	0	1	\$48.93	\$0.93	\$8.89	\$9.16		\$9.47	\$9.81	0	124425	\$0.00		\$1,254.97		\$15,060
3/4" Meter	0	1	\$48.93	\$0.93	\$8.89	\$9.16		\$9.47	\$9.81	0	250809	\$0.00		\$2,494.29		\$29,932
3/4" Meter	0	2								0	27006	\$0.00		\$182.05		
1" Meter	14	15	\$84.15	\$0.93	\$8.89	\$9.16		\$9.47	\$9.81	5841	13215	\$112.20		\$202.51		\$55,302
1" Meter	0	3	\$84.15	\$0.93	\$8.89	\$9.16		\$9.47	\$9.81	0	12746	\$0.00		\$198.22		\$7,136
1" Meter	0	0	\$84.15	\$0.93	\$8.89	\$9.16		\$9.47	\$9.81	0	0	\$0.00		\$0.00		\$0
1" Meter	0	0	\$84.15	\$0.93	\$8.89	\$9.16		\$9.47	\$9.81	0	0	\$0.00		\$0.00		\$0
1-1/2" Meter	0	8	\$165.21	\$0.93	\$8.89	\$9.16		\$9.47	\$9.81	0	15721	\$0.00		\$306.74		\$29,447
1-1/2" Meter	0	1	\$165.21	\$0.93	\$8.89	\$9.16		\$9.47	\$9.81	0	34656	\$0.00		\$490.97		\$5,892
2" Meter	1	8	\$236.89	\$0.93	\$8.89	\$9.16		\$9.47	\$9.81	225	26468	\$200.00		\$482.37		\$48,707
2" Meter	0	8	\$236.89	\$0.93	\$8.89	\$9.16		\$9.47	\$9.81	0	8585	\$0.00		\$313.22		\$30,069
3" Meter	0	1	\$311.76	\$0.93	\$8.89	\$9.16		\$9.47	\$9.81	0	27278	\$0.00		\$565.17		\$6,782
3" Meter	0	1	\$311.76	\$0.93	\$8.89	\$9.16		\$9.47	\$9.81	0	32833	\$0.00		\$619.65		\$7,436
4" Meter	0	1	\$826.12	\$0.93	\$8.89	\$9.16		\$9.47	\$9.81	0	76144	\$0.00		\$1,558.71		\$18,705
4" Meter	0	2	\$826.12	\$0.93	\$8.89	\$9.16		\$9.47	\$9.81	0	14428	\$0.00		\$955.59		\$22,934
6" Meter	0	0	\$1,558.68	\$0.93	\$8.89	\$9.16		\$9.47	\$9.81	0	0	\$0.00		\$0.00		\$0
8" Meter	0	0	\$2,618.58	\$0.93	\$8.89	\$9.16		\$9.47	\$9.81	0	0	\$0.00		\$0.00		\$0
10" Meter	0	0	\$3,740.80	\$0.93	\$8.89	\$9.16		\$9.47	\$9.81	0	0	\$0.00		\$0.00		\$0
Subtotal	482	91								22,364	714,974					
TOTAL	3,902	530													\$3,921,110	

FY '28

10.0% increase
3.0% population increase
1.0% commercial connection increase

\$75.97
Comm. Block 1
0 - 10,000
\$53.18

\$39.13
Comm. Block 2
10,001 - 15,000
\$39.13

\$40.45
Comm. Block 3
15,001 - 20,000
\$40.45

Comm. Block 4
> 20,001

\$2.38
Resid. Block 1
<3,000

Resid. Block 2
3,001 - 10,000

Resid. Block 3
10,001 - 15,000

Resid. Block 4
15,001 - 20,000

Resid. Block 5
> 20,001

SEWER	RESIDENTIAL	COMMERCIAL	<3,000		3,001 - 10,000	10,001 - 15,000	15,001 - 20,000	> 20,001		RESIDENTIAL	COMMERCIAL	RESIDENTIAL		COMMERCIAL	
CUSTOMER TYPE	NUMBER OF CUSTOMERS	NUMBER OF CUSTOMERS	BASE CHARGE (\$/MONTH)	UNIT CHARGE (\$/1000 GAL)	UNIT CHARGE (\$/1000 GAL)	UNIT CHARGE (\$/1000 GAL)	UNIT CHARGE (\$/1000 GAL)	UNIT CHARGE (\$/1000 GAL)	AVERAGE USAGE (GAL/MON)	AVERAGE USAGE (GAL/MON)	AVG UNIT CHARGE PER MONTH (\$)	HISTORIC AVG MONTHLY BILL	AVG UNIT CHARGE PER MONTH (\$)	HISTORIC AVG MONTHLY BILL	TOTAL ANNUAL REVENUE (\$)
INSIDE CITY CUSTOMERS															
3/4" Meter	902	1	\$41.81	\$0.79	\$7.60	\$7.83		\$8.09	\$8.38	7000	9821	\$74.57		\$116.41	\$808,565
3/4" Meter	1587	2	\$41.81	\$0.79	\$7.60	\$7.83		\$8.09	\$8.38	4032	2231	\$52.03		\$58.75	\$992,179
3/4" Meter	665	4	\$41.81	\$0.79	\$7.60	\$7.83		\$8.09	\$8.38	3620	3657	\$48.90		\$69.59	\$393,526
3/4" Meter	0	16	\$41.81	\$0.79	\$7.60	\$7.83		\$8.09	\$8.38	0	2353	\$0.00		\$59.68	\$11,459
3/4" Meter	0	47	\$41.81	\$0.79	\$7.60	\$7.83		\$8.09	\$8.38	0	3276	\$0.00		\$66.69	\$37,614
3/4" Meter	0	90	\$41.81	\$0.79	\$7.60	\$7.83		\$8.09	\$8.38	0	2866	\$0.00		\$63.58	\$68,664
3/4" Meter	0	161	\$41.81	\$0.79	\$7.60	\$7.83		\$8.09	\$8.38	0	5202	\$0.00		\$81.32	\$157,117
3/4" Meter	0	5								0	46192				
3/4" Meter	0	3								0	9492				
1" Meter	331	3	\$71.90	\$0.79	\$7.60	\$7.83		\$8.09	\$8.38	5472	8464	\$93.06		\$136.20	\$374,526
1" Meter	36	25	\$71.90	\$0.79	\$7.60	\$7.83		\$8.09	\$8.38	4869	19512	\$88.48		\$223.49	\$105,269
1" Meter	0	0	\$71.90	\$0.79	\$7.60	\$7.83		\$8.09	\$8.38	0	0	\$0.00		\$0.00	\$0
1" Meter	0	0	\$71.90	\$0.79	\$7.60	\$7.83		\$8.09	\$8.38	0	0	\$0.00		\$0.00	\$0
1-1/2" Meter	1	7	\$141.15	\$0.79	\$7.60	\$7.83		\$8.09	\$8.38	2210	45432	\$142.90		\$509.75	\$44,534
1-1/2" Meter	0	2	\$141.15	\$0.79	\$7.60	\$7.83		\$8.09	\$8.38	0	20178	\$0.00		\$298.18	\$7,156
1-1/2" Meter	0	23	\$141.15	\$0.79	\$7.60	\$7.83		\$8.09	\$8.38	0	13059	\$0.00		\$241.05	\$66,530
2" Meter	0	2	\$202.39	\$0.79	\$7.60	\$7.83		\$8.09	\$8.38	0	23506	\$0.00		\$387.30	\$9,295
2" Meter	0	9	\$202.39	\$0.79	\$7.60	\$7.83		\$8.09	\$8.38	0	11310	\$0.00		\$288.61	\$31,170
2" Meter	0	30	\$202.39	\$0.79	\$7.60	\$7.83		\$8.09	\$8.38	0	19738	\$0.00		\$355.81	\$128,092
2" Meter	0	1	\$202.39	\$0.79	\$7.60	\$7.83		\$8.09	\$8.38	0	18722	\$0.00		\$347.59	\$4,171
2" Meter	0	0	\$202.39	\$0.79	\$7.60	\$7.83		\$8.09	\$8.38	0	0	\$0.00		\$0.00	\$0
3" Meter	0	6	\$266.35	\$0.79	\$7.60	\$7.83		\$8.09	\$8.38	0	70099	\$0.00		\$841.62	\$60,597
3" Meter	0	1	\$266.35	\$0.79	\$7.60	\$7.83		\$8.09	\$8.38	0	28222	\$0.00		\$490.78	\$5,889
4" Meter	0	1	\$705.81	\$0.79	\$7.60	\$7.83		\$8.09	\$8.38	0	103744	\$0.00		\$1,562.95	\$18,755
4" Meter	0	2	\$705.81	\$0.79	\$7.60	\$7.83		\$8.09	\$8.38	0	111722	\$0.00		\$1,629.79	\$39,115
6" Meter	0	1	\$1,331.69	\$0.79	\$7.60	\$7.83		\$8.09	\$8.38	0	826037	\$0.00		\$8,240.15	\$98,882
8" Meter	0	0	\$2,237.24	\$0.79	\$7.60	\$7.83		\$8.09	\$8.38	0	0	\$0.00		\$0.00	\$0
10" Meter	0	0	\$3,196.02	\$0.79	\$7.60	\$7.83		\$8.09	\$8.38	0	0	\$0.00		\$0.00	\$0
Subtotal	3,522	442								27,203	1,404,835				
OUTSIDE CITY CUSTOMERS															
3/4" Meter	27	17	\$52.26	\$0.99	\$9.50	\$9.78		\$10.11	\$10.47	4230	12326	\$66.91		\$169.97	\$56,352
3/4" Meter	340	14	\$52.26	\$0.99	\$9.50	\$9.78		\$10.11	\$10.47	4648	8758	\$70.88		\$135.42	\$311,945
3/4" Meter	114	3	\$52.26	\$0.99	\$9.50	\$9.78		\$10.11	\$10.47	7420	18276	\$97.20		\$229.25	\$141,227
3/4" Meter	0	5	\$52.26	\$0.99	\$9.50	\$9.78		\$10.11	\$10.47	0	11300	\$0.00		\$159.93	\$9,596
3/4" Meter	0	1	\$52.26	\$0.99	\$9.50	\$9.78		\$10.11	\$10.47	0	124425	\$0.00		\$1,340.26	\$16,083
3/4" Meter	0	1	\$52.26	\$0.99	\$9.50	\$9.78		\$10.11	\$10.47	0	250809	\$0.00		\$2,663.81	\$31,966
3/4" Meter	0	2								0	27006	\$0.00		\$194.42	
1" Meter	14	15	\$89.87	\$0.99	\$9.50	\$9.78		\$10.11	\$10.47	5841	13215	\$119.83		\$216.28	\$59,061
1" Meter	0	3	\$89.87	\$0.99	\$9.50	\$9.78		\$10.11	\$10.47	0	12746	\$0.00		\$211.69	\$7,621
1" Meter	0	0	\$89.87	\$0.99	\$9.50	\$9.78		\$10.11	\$10.47	0	0	\$0.00		\$0.00	\$0
1" Meter	0	0	\$89.87	\$0.99	\$9.50	\$9.78		\$10.11	\$10.47	0	0	\$0.00		\$0.00	\$0
1-1/2" Meter	0	8	\$176.43	\$0.99	\$9.50	\$9.78		\$10.11	\$10.47	0	15721	\$0.00		\$327.59	\$31,449
1-1/2" Meter	0	1	\$176.43	\$0.99	\$9.50	\$9.78		\$10.11	\$10.47	0	34656	\$0.00		\$524.34	\$6,292
2" Meter	1	8	\$252.99	\$0.99	\$9.50	\$9.78		\$10.11	\$10.47	225	26468	\$200.00		\$515.15	\$51,854
2" Meter	0	8	\$252.99	\$0.99	\$9.50	\$9.78		\$10.11	\$10.47	0	8585	\$0.00		\$334.51	\$32,113
3" Meter	0	1	\$332.94	\$0.99	\$9.50	\$9.78		\$10.11	\$10.47	0	27278	\$0.00		\$603.58	\$7,243
3" Meter	0	1	\$332.94	\$0.99	\$9.50	\$9.78		\$10.11	\$10.47	0	32833	\$0.00		\$661.76	\$7,941
4" Meter	0	1	\$882.26	\$0.99	\$9.50	\$9.78		\$10.11	\$10.47	0	76144	\$0.00		\$1,664.65	\$19,976
4" Meter	0	2	\$882.26	\$0.99	\$9.50	\$9.78		\$10.11	\$10.47	0	14428	\$0.00		\$1,020.53	\$24,493
6" Meter	0	0	\$1,664.61	\$0.99	\$9.50	\$9.78		\$10.11	\$10.47	0	0	\$0.00		\$0.00	\$0
8" Meter	0	0	\$2,796.55	\$0.99	\$9.50	\$9.78		\$10.11	\$10.47	0	0	\$0.00		\$0.00	\$0
10" Meter	0	0	\$3,995.03	\$0.99	\$9.50	\$9.78		\$10.11	\$10.47	0	0	\$0.00		\$0.00	\$0
Subtotal	496	91								22,364	714,974				
TOTAL	4,018	533													\$4,278,314

FY '29

15.0% increase
3.0% population increase
1.0% commercial connection increase

\$79.42
Comm. Block 1
0 - 10,000
\$55.59

\$40.90
Comm. Block 2
10,001 - 15,000
\$40.90

\$42.29
Comm. Block 3
15,001 - 20,000
\$42.29

Comm. Block 4
> 20,001

SEWER	RESIDENTIAL	COMMERCIAL	Resid. Block 1 <3,000				Resid. Block 2 3,001 - 10,000		Resid. Block 3 10,001 - 15,000		Resid. Block 4 15,001 - 20,000		Resid. Block 5 > 20,001		RESIDENTIAL	COMMERCIAL	RESIDENTIAL		COMMERCIAL	
	NUMBER OF CUSTOMERS	NUMBER OF CUSTOMERS	BASE CHARGE (\$/MONTH)	UNIT CHARGE (\$/1000 GAL)	UNIT CHARGE (\$/1000 GAL)	UNIT CHARGE (\$/1000 GAL)	UNIT CHARGE (\$/1000 GAL)	UNIT CHARGE (\$/1000 GAL)	UNIT CHARGE (\$/1000 GAL)	UNIT CHARGE (\$/1000 GAL)	UNIT CHARGE (\$/1000 GAL)	UNIT CHARGE (\$/1000 GAL)	UNIT CHARGE (\$/1000 GAL)	AVERAGE USAGE (GAL/MON)	AVERAGE USAGE (GAL/MON)	VG UNIT CHARGE PER MONTH (\$)	HISTORIC AVG MONTHLY BILL	AVG UNIT CHARGE PER MONTH (\$)	HISTORIC AVG MONTHLY BILL	TOTAL ANNUAL REVENUE (\$)
INSIDE CITY CUSTOMERS																				
3/4" Meter	929	1	\$43.71	\$0.83		\$7.94	\$8.18				\$8.46	\$8.76		7000	9821	\$77.96		\$121.70		\$870,577
3/4" Meter	1635	2	\$43.71	\$0.83		\$7.94	\$8.18				\$8.46	\$8.76		4032	2231	\$54.39		\$61.42		\$1,068,606
3/4" Meter	685	4	\$43.71	\$0.83		\$7.94	\$8.18				\$8.46	\$8.76		3620	3657	\$51.12		\$72.75		\$423,681
3/4" Meter	0	16	\$43.71	\$0.83		\$7.94	\$8.18				\$8.46	\$8.76		0	2353	\$0.00		\$62.39		\$11,979
3/4" Meter	0	47	\$43.71	\$0.83		\$7.94	\$8.18				\$8.46	\$8.76		0	3276	\$0.00		\$69.72		\$39,324
3/4" Meter	0	91	\$43.71	\$0.83		\$7.94	\$8.18				\$8.46	\$8.76		0	2866	\$0.00		\$66.47		\$72,582
3/4" Meter	0	163	\$43.71	\$0.83		\$7.94	\$8.18				\$8.46	\$8.76		0	5202	\$0.00		\$85.02		\$166,299
3/4" Meter	0	5												0	46192					
3/4" Meter	0	3												0	9492					
1" Meter	341	3	\$75.17	\$0.83		\$7.94	\$8.18				\$8.46	\$8.76		5472	8464	\$97.29		\$142.39		\$403,224
1" Meter	37	25	\$75.17	\$0.83		\$7.94	\$8.18				\$8.46	\$8.76		4869	19512	\$92.50		\$233.65		\$111,163
1" Meter	0	0	\$75.17	\$0.83		\$7.94	\$8.18				\$8.46	\$8.76		0	0	\$0.00		\$0.00		\$0
1" Meter	0	0	\$75.17	\$0.83		\$7.94	\$8.18				\$8.46	\$8.76		0	0	\$0.00		\$0.00		\$0
1-1/2" Meter	1	7	\$147.56	\$0.83		\$7.94	\$8.18				\$8.46	\$8.76		2210	45432	\$149.40		\$532.92		\$46,558
1-1/2" Meter	0	2	\$147.56	\$0.83		\$7.94	\$8.18				\$8.46	\$8.76		0	20178	\$0.00		\$311.73		\$7,482
1-1/2" Meter	0	23	\$147.56	\$0.83		\$7.94	\$8.18				\$8.46	\$8.76		0	13059	\$0.00		\$252.01		\$69,554
2" Meter	0	2	\$211.59	\$0.83		\$7.94	\$8.18				\$8.46	\$8.76		0	23506	\$0.00		\$404.91		\$9,718
2" Meter	0	9	\$211.59	\$0.83		\$7.94	\$8.18				\$8.46	\$8.76		0	11310	\$0.00		\$301.73		\$32,586
2" Meter	0	30	\$211.59	\$0.83		\$7.94	\$8.18				\$8.46	\$8.76		0	19738	\$0.00		\$371.98		\$133,914
2" Meter	0	1	\$211.59	\$0.83		\$7.94	\$8.18				\$8.46	\$8.76		0	18722	\$0.00		\$363.39		\$4,361
2" Meter	0	0	\$211.59	\$0.83		\$7.94	\$8.18				\$8.46	\$8.76		0	0	\$0.00		\$0.00		\$0
3" Meter	0	6	\$278.46	\$0.83		\$7.94	\$8.18				\$8.46	\$8.76		0	70099	\$0.00		\$879.87		\$63,351
3" Meter	0	1	\$278.46	\$0.83		\$7.94	\$8.18				\$8.46	\$8.76		0	28222	\$0.00		\$513.08		\$6,157
4" Meter	0	1	\$737.89	\$0.83		\$7.94	\$8.18				\$8.46	\$8.76		0	103744	\$0.00		\$1,633.99		\$19,608
4" Meter	0	2	\$737.89	\$0.83		\$7.94	\$8.18				\$8.46	\$8.76		0	111722	\$0.00		\$1,703.87		\$40,893
6" Meter	0	1	\$1,392.22	\$0.83		\$7.94	\$8.18				\$8.46	\$8.76		0	826037	\$0.00		\$8,614.71		\$103,376
8" Meter	0	0	\$2,338.93	\$0.83		\$7.94	\$8.18				\$8.46	\$8.76		0	0	\$0.00		\$0.00		\$0
10" Meter	0	0	\$3,341.30	\$0.83		\$7.94	\$8.18				\$8.46	\$8.76		0	0	\$0.00		\$0.00		\$0
Subtotal	3,628	445												27,203	1,404,835					
OUTSIDE CITY CUSTOMERS																				
3/4" Meter	28	17	\$54.63	\$1.04		\$9.93	\$10.23				\$10.57	\$10.95		4230	12326	\$69.95		\$177.69		\$59,753
3/4" Meter	350	14	\$54.63	\$1.04		\$9.93	\$10.23				\$10.57	\$10.95		4648	8758	\$74.10		\$141.58		\$335,017
3/4" Meter	117	3	\$54.63	\$1.04		\$9.93	\$10.23				\$10.57	\$10.95		7420	18276	\$101.62		\$239.67		\$151,305
3/4" Meter	0	5	\$54.63	\$1.04		\$9.93	\$10.23				\$10.57	\$10.95		0	11300	\$0.00		\$167.20		\$10,032
3/4" Meter	0	1	\$54.63	\$1.04		\$9.93	\$10.23				\$10.57	\$10.95		0	124425	\$0.00		\$1,401.18		\$16,814
3/4" Meter	0	1	\$54.63	\$1.04		\$9.93	\$10.23				\$10.57	\$10.95		0	250809	\$0.00		\$2,784.89		\$33,419
3/4" Meter	0	2												0	27006	\$0.00		\$203.26		
1" Meter	14	15	\$93.96	\$1.04		\$9.93	\$10.23				\$10.57	\$10.95		5841	13215	\$125.27		\$226.11		\$61,745
1" Meter	0	3	\$93.96	\$1.04		\$9.93	\$10.23				\$10.57	\$10.95		0	12746	\$0.00		\$221.31		\$7,967
1" Meter	0	0	\$93.96	\$1.04		\$9.93	\$10.23				\$10.57	\$10.95		0	0	\$0.00		\$0.00		\$0
1" Meter	0	0	\$93.96	\$1.04		\$9.93	\$10.23				\$10.57	\$10.95		0	0	\$0.00		\$0.00		\$0
1-1/2" Meter	0	8	\$184.45	\$1.04		\$9.93	\$10.23				\$10.57	\$10.95		0	15721	\$0.00		\$342.48		\$32,878
1-1/2" Meter	0	1	\$184.45	\$1.04		\$9.93	\$10.23				\$10.57	\$10.95		0	34656	\$0.00		\$548.18		\$6,578
2" Meter	1	8	\$264.49	\$1.04		\$9.93	\$10.23				\$10.57	\$10.95		225	26468	\$200.00		\$538.56		\$54,102
2" Meter	0	8	\$264.49	\$1.04		\$9.93	\$10.23				\$10.57	\$10.95		0	8585	\$0.00		\$349.72		\$33,573
3" Meter	0	1	\$348.08	\$1.04		\$9.93	\$10.23				\$10.57	\$10.95		0	27278	\$0.00		\$631.02		\$7,572
3" Meter	0	1	\$348.08	\$1.04		\$9.93	\$10.23				\$10.57	\$10.95		0	32833	\$0.00		\$691.84		\$8,302
4" Meter	0	1	\$922.36	\$1.04		\$9.93	\$10.23				\$10.57	\$10.95		0	76144	\$0.00		\$1,740.31		\$20,884
4" Meter	0	2	\$922.36	\$1.04		\$9.93	\$10.23				\$10.57	\$10.95		0	14428	\$0.00		\$1,066.92		\$25,606
6" Meter	0	0	\$1,740.27	\$1.04		\$9.93	\$10.23				\$10.57	\$10.95		0	0	\$0.00		\$0.00		\$0
8" Meter	0	0	\$2,923.66	\$1.04		\$9.93	\$10.23				\$10.57	\$10.95		0	0	\$0.00		\$0.00		\$0
10" Meter	0	0	\$4,176.62	\$1.04		\$9.93	\$10.23				\$10.57	\$10.95		0	0	\$0.00		\$0.00		\$0
Subtotal	510	91												22,364	714,974					
TOTAL	4,138	536																		\$4,570,543

FY '30

15.0% increase
3.0% population increase
1.0% commercial connection increase

\$79.42
Comm. Block 1
0 - 10,000
\$55.59

\$40.90
Comm. Block 2
10,001 - 15,000
\$40.90

\$42.29
Comm. Block 3
15,001 - 20,000
\$42.29

Comm. Block 4
> 20,001

SEWER	RESIDENTIAL	COMMERCIAL	<3,000		3,001 - 10,000	10,001 - 15,000	15,001 - 20,000	> 20,001		RESIDENTIAL	COMMERCIAL	RESIDENTIAL		COMMERCIAL		
CUSTOMER TYPE	NUMBER OF CUSTOMERS	NUMBER OF CUSTOMERS	BASE CHARGE (\$/MONTH)	UNIT CHARGE (\$/1000 GAL)	UNIT CHARGE (\$/1000 GAL)	UNIT CHARGE (\$/1000 GAL)	UNIT CHARGE (\$/1000 GAL)	UNIT CHARGE (\$/1000 GAL)	UNIT CHARGE (\$/1000 GAL)	AVERAGE USAGE (GAL/MON)	AVERAGE USAGE (GAL/MON)	AVG UNIT CHARGE PER MONTH (\$)	HISTORIC AVG MONTHLY BILL	AVG UNIT CHARGE PER MONTH (\$)	HISTORIC AVG MONTHLY BILL	TOTAL ANNUAL REVENUE (\$)
INSIDE CITY CUSTOMERS																
3/4" Meter	957	1	\$43.71	\$0.83	\$7.94	\$8.18		\$8.46	\$8.76	7000	9821	\$77.96			\$121.70	\$896,773
3/4" Meter	1684	2	\$43.71	\$0.83	\$7.94	\$8.18		\$8.46	\$8.76	4032	2231	\$54.39			\$61.42	\$1,100,588
3/4" Meter	706	4	\$43.71	\$0.83	\$7.94	\$8.18		\$8.46	\$8.76	3620	3657	\$51.12			\$72.75	\$436,563
3/4" Meter	0	16	\$43.71	\$0.83	\$7.94	\$8.18		\$8.46	\$8.76	0	2353	\$0.00			\$62.39	\$11,979
3/4" Meter	0	47	\$43.71	\$0.83	\$7.94	\$8.18		\$8.46	\$8.76	0	3276	\$0.00			\$69.72	\$39,324
3/4" Meter	0	92	\$43.71	\$0.83	\$7.94	\$8.18		\$8.46	\$8.76	0	2866	\$0.00			\$66.47	\$73,380
3/4" Meter	0	165	\$43.71	\$0.83	\$7.94	\$8.18		\$8.46	\$8.76	0	5202	\$0.00			\$85.02	\$168,339
3/4" Meter	0	5								0	46192					
3/4" Meter	0	3								0	9492					
1" Meter	351	3	\$75.17	\$0.83	\$7.94	\$8.18		\$8.46	\$8.76	5472	8464	\$97.29			\$142.39	\$414,899
1" Meter	38	25	\$75.17	\$0.83	\$7.94	\$8.18		\$8.46	\$8.76	4869	19512	\$92.50			\$233.65	\$112,273
1" Meter	0	0	\$75.17	\$0.83	\$7.94	\$8.18		\$8.46	\$8.76	0	0	\$0.00			\$0.00	\$0
1" Meter	0	0	\$75.17	\$0.83	\$7.94	\$8.18		\$8.46	\$8.76	0	0	\$0.00			\$0.00	\$0
1-1/2" Meter	1	7	\$147.56	\$0.83	\$7.94	\$8.18		\$8.46	\$8.76	2210	45432	\$149.40			\$532.92	\$46,558
1-1/2" Meter	0	2	\$147.56	\$0.83	\$7.94	\$8.18		\$8.46	\$8.76	0	20178	\$0.00			\$311.73	\$7,482
1-1/2" Meter	0	23	\$147.56	\$0.83	\$7.94	\$8.18		\$8.46	\$8.76	0	13059	\$0.00			\$252.01	\$69,554
2" Meter	0	2	\$211.59	\$0.83	\$7.94	\$8.18		\$8.46	\$8.76	0	23506	\$0.00			\$404.91	\$9,718
2" Meter	0	9	\$211.59	\$0.83	\$7.94	\$8.18		\$8.46	\$8.76	0	11310	\$0.00			\$301.73	\$32,586
2" Meter	0	30	\$211.59	\$0.83	\$7.94	\$8.18		\$8.46	\$8.76	0	19738	\$0.00			\$371.98	\$133,914
2" Meter	0	1	\$211.59	\$0.83	\$7.94	\$8.18		\$8.46	\$8.76	0	18722	\$0.00			\$363.39	\$4,361
2" Meter	0	0	\$211.59	\$0.83	\$7.94	\$8.18		\$8.46	\$8.76	0	0	\$0.00			\$0.00	\$0
3" Meter	0	6	\$278.46	\$0.83	\$7.94	\$8.18		\$8.46	\$8.76	0	70099	\$0.00			\$879.87	\$63,351
3" Meter	0	1	\$278.46	\$0.83	\$7.94	\$8.18		\$8.46	\$8.76	0	28222	\$0.00			\$513.08	\$6,157
4" Meter	0	1	\$737.89	\$0.83	\$7.94	\$8.18		\$8.46	\$8.76	0	103744	\$0.00			\$1,633.99	\$19,608
4" Meter	0	2	\$737.89	\$0.83	\$7.94	\$8.18		\$8.46	\$8.76	0	111722	\$0.00			\$1,703.87	\$40,893
6" Meter	0	1	\$1,392.22	\$0.83	\$7.94	\$8.18		\$8.46	\$8.76	0	826037	\$0.00			\$8,614.71	\$103,376
8" Meter	0	0	\$2,338.93	\$0.83	\$7.94	\$8.18		\$8.46	\$8.76	0	0	\$0.00			\$0.00	\$0
10" Meter	0	0	\$3,341.30	\$0.83	\$7.94	\$8.18		\$8.46	\$8.76	0	0	\$0.00			\$0.00	\$0
Subtotal	3,737	448								27,203	1,404,835					
OUTSIDE CITY CUSTOMERS																
3/4" Meter	29	17	\$54.63	\$1.04	\$9.93	\$10.23		\$10.57	\$10.95	4230	12326	\$69.95			\$177.69	\$60,593
3/4" Meter	361	14	\$54.63	\$1.04	\$9.93	\$10.23		\$10.57	\$10.95	4648	8758	\$74.10			\$141.58	\$344,798
3/4" Meter	121	3	\$54.63	\$1.04	\$9.93	\$10.23		\$10.57	\$10.95	7420	18276	\$101.62			\$239.67	\$156,183
3/4" Meter	0	5	\$54.63	\$1.04	\$9.93	\$10.23		\$10.57	\$10.95	0	11300	\$0.00			\$167.20	\$10,032
3/4" Meter	0	1	\$54.63	\$1.04	\$9.93	\$10.23		\$10.57	\$10.95	0	124425	\$0.00			\$1,401.18	\$16,814
3/4" Meter	0	1	\$54.63	\$1.04	\$9.93	\$10.23		\$10.57	\$10.95	0	250809	\$0.00			\$2,784.89	\$33,419
3/4" Meter	0	2								0	27006	\$0.00			\$203.26	
1" Meter	14	15	\$93.96	\$1.04	\$9.93	\$10.23		\$10.57	\$10.95	5841	13215	\$125.27			\$226.11	\$61,745
1" Meter	0	3	\$93.96	\$1.04	\$9.93	\$10.23		\$10.57	\$10.95	0	12746	\$0.00			\$221.31	\$7,967
1" Meter	0	0	\$93.96	\$1.04	\$9.93	\$10.23		\$10.57	\$10.95	0	0	\$0.00			\$0.00	\$0
1" Meter	0	0	\$93.96	\$1.04	\$9.93	\$10.23		\$10.57	\$10.95	0	0	\$0.00			\$0.00	\$0
1-1/2" Meter	0	8	\$184.45	\$1.04	\$9.93	\$10.23		\$10.57	\$10.95	0	15721	\$0.00			\$342.48	\$32,878
1-1/2" Meter	0	1	\$184.45	\$1.04	\$9.93	\$10.23		\$10.57	\$10.95	0	34656	\$0.00			\$548.18	\$6,578
2" Meter	1	8	\$264.49	\$1.04	\$9.93	\$10.23		\$10.57	\$10.95	225	26468	\$200.00			\$538.56	\$54,102
2" Meter	0	8	\$264.49	\$1.04	\$9.93	\$10.23		\$10.57	\$10.95	0	8585	\$0.00			\$349.72	\$33,573
3" Meter	0	1	\$348.08	\$1.04	\$9.93	\$10.23		\$10.57	\$10.95	0	27278	\$0.00			\$631.02	\$7,572
3" Meter	0	1	\$348.08	\$1.04	\$9.93	\$10.23		\$10.57	\$10.95	0	32833	\$0.00			\$691.84	\$8,302
4" Meter	0	1	\$922.36	\$1.04	\$9.93	\$10.23		\$10.57	\$10.95	0	76144	\$0.00			\$1,740.31	\$20,884
4" Meter	0	2	\$922.36	\$1.04	\$9.93	\$10.23		\$10.57	\$10.95	0	14428	\$0.00			\$1,066.92	\$25,606
6" Meter	0	0	\$1,740.27	\$1.04	\$9.93	\$10.23		\$10.57	\$10.95	0	0	\$0.00			\$0.00	\$0
8" Meter	0	0	\$2,923.66	\$1.04	\$9.93	\$10.23		\$10.57	\$10.95	0	0	\$0.00			\$0.00	\$0
10" Meter	0	0	\$4,176.62	\$1.04	\$9.93	\$10.23		\$10.57	\$10.95	0	0	\$0.00			\$0.00	\$0
Subtotal	526	91								22,364	714,974					
TOTAL	4,263	539														\$4,672,723

DRAFT

Attachment C

Utility System Rate Analysis

City of Green Cove Springs, FL

Mittauer & Associates, Inc. Project 8905-64-1

Reuse System Rate Model

RATE ANALYSIS FOR REUSE SYSTEM
UTILITY RATE ANALYSIS
CITY OF GREEN COVE SPRINGS
January 2024
Mittauer & Associates, Inc. Project No. 8905-64-1

ESTIMATED ANNUAL EXPENDITURES		Uses same rate increase schedule as Water System							
Rate Increase	6.0%	3.0%	20.0%	20.0%	3.0%	5.0%	5.0%	15.0%	
Population Increase	n/a	n/a	n/a	n/a	n/a	n/a	n/a	n/a	
Commercial Connection Increase	n/a	n/a	n/a	n/a	n/a	n/a	n/a	n/a	
O&M and Transfer Inflation or Annual Increase			2.0%	2.0%	2.0%	2.0%	2.0%	2.0%	
DESCRIPTION	FY '23 AMOUNT	FY '24 AMOUNT	FY '25 AMOUNT	FY '26 AMOUNT	FY '27 AMOUNT	FY '28 AMOUNT	FY '29 AMOUNT	FY '30 AMOUNT	
Operation & Maintenance Costs - Personal Services	\$ -	\$ -	\$ 100,000	\$ 102,000	\$ 104,040	\$ 106,121	\$ 108,243	\$ 110,408	
Operation & Maintenance Costs - Operating Expenses	\$ -	\$ -	\$ 60,000	\$ 61,200	\$ 62,424	\$ 63,672	\$ 64,946	\$ 66,245	
Debt Service (including financing reserves)	\$ -	\$ -	\$ -	\$ -	\$ 85,700	\$ 85,700	\$ 171,700	\$ 171,700	
Reserve (Short-lived Assets + Operating Reserve)	\$ -	\$ -	\$ -	\$ -	\$ -	\$ -	\$ -	\$ -	
Capital Outlay (Non-Financed Capital Improvements)	\$ -	\$ -	\$ -	\$ -	\$ -	\$ -	\$ -	\$ -	
Cost Recovery & Alloc. (Intrafund Transfers)	\$ -	\$ -	\$ -	\$ -	\$ -	\$ -	\$ -	\$ -	
Customer Serv. Alloc. (Intrafund Transfers)	\$ -	\$ -	\$ -	\$ -	\$ -	\$ -	\$ -	\$ -	
General Fund Transfer (Intrafund Transfers)	\$ -	\$ -	\$ -	\$ -	\$ -	\$ -	\$ -	\$ -	
REQUIRED ANNUAL REVENUE	\$ -	\$ -	\$ 160,000	\$ 163,200	\$ 252,164	\$ 255,493	\$ 344,889	\$ 348,353	

SUMMARY									
DESCRIPTION	FY '23 AMOUNT	FY '24 AMOUNT	FY '25 AMOUNT	FY '26 AMOUNT	FY '27 AMOUNT	FY '28 AMOUNT	FY '29 AMOUNT	FY '30 AMOUNT	
Estimated Expenditures	\$ -	\$ -	\$ 160,000	\$ 163,200	\$ 252,164	\$ 255,493	\$ 344,889	\$ 348,353	
Estimated Revenue	\$ -	\$ -	\$ 156,748	\$ 188,097	\$ 419,070	\$ 427,208	\$ 656,913	\$ 719,476	
Difference	\$ -	\$ -	\$ (3,252)	\$ 24,897	\$ 166,906	\$ 171,714	\$ 312,024	\$ 371,123	
Beginning Year Balance	\$ 986,000.00	\$ 986,000.00	\$ 986,000.00	\$ 982,747.82	\$ 1,007,645.20	\$ 1,174,551.64	\$ 1,346,266.09	\$ 1,658,290.16	
End of Year Balance	\$ -	\$ 986,000.00	\$ 982,747.82	\$ 1,007,645.20	\$ 1,174,551.64	\$ 1,346,266.09	\$ 1,658,290.16	\$ 2,029,413.60	
Residential Irrigation Flow (gpd-AADF)	-	-	66,141	66,141	181,200	181,200	296,258	296,258	
Commercial Irrigation Flow (gpd-AADF)	-	-	-	-	-	-	-	-	
Total Flow (gpd-AADF)	-	-	66,141	66,141	181,200	181,200	296,258	296,258	

Financing Needs	
Magnolia Point RW Extension, PH 1	
CONSTRUCTION LOAN	
Principal =	\$ 6,000,000.00
Grant =	\$ 4,500,000.00
Net Loan =	\$ 1,500,000.00
Term =	20
Rate =	1.31%
PMT Start FY '27 =	(\$85,740.94)
Magnolia Point RW Extension, PH 2	
CONSTRUCTION LOAN	
Principal =	\$ 6,000,000.00
Grant =	\$ 4,500,000.00
Net Loan =	\$ 1,500,000.00
Term =	20
Rate =	1.31%
PMT Start FY '29 =	(\$85,740.94)
Harbor Road WRF Expansion (Reuse Storage, Outfall, Recept)	
CONSTRUCTION LOAN	
Principal =	
Grant =	\$ -
Net Loan =	\$ -
Term =	20
Rate =	1.31%
PMT Start FY '28=	\$0.00
CONSTRUCTION LOAN	
Principal =	
Grant =	\$ -
Net Loan =	\$ -
Term =	20
Rate =	1.31%
PMT Start FY '30=	\$0.00

ESTIMATED ANNUAL REVENUES		FY '23	FY '24	FY '25	FY '26	FY '27	FY '28	FY '29	FY '30
DESCRIPTION		AMOUNT	AMOUNT	AMOUNT	AMOUNT	AMOUNT	AMOUNT	AMOUNT	AMOUNT
Residential Irrigation Use	\$ -	\$ -	\$ 156,748	\$ 188,097	\$ 419,070	\$ 427,208	\$ 656,913	\$ 719,476	
Reuse Sales	\$ -	\$ -	\$ 156,748	\$ 188,097	\$ 419,070	\$ 427,208	\$ 656,913	\$ 719,476	
Reuse Taps	\$ -	\$ -	\$ -	\$ -	\$ -	\$ -	\$ -	\$ -	
Reuse Dept. Services	\$ -	\$ -	\$ -	\$ -	\$ -	\$ -	\$ -	\$ -	
Interest - FSBA	\$ -	\$ -	\$ -	\$ -	\$ -	\$ -	\$ -	\$ -	
Interest - Misc.	\$ -	\$ -	\$ -	\$ -	\$ -	\$ -	\$ -	\$ -	
Late Fees + Bad Debts Collected	\$ -	\$ -	\$ -	\$ -	\$ -	\$ -	\$ -	\$ -	
Misc. Fees	\$ -	\$ -	\$ -	\$ -	\$ -	\$ -	\$ -	\$ -	
Subtotal	\$ -	\$ -	\$ 156,748	\$ 188,097	\$ 419,070	\$ 427,208	\$ 656,913	\$ 719,476	
Developer Agreement Fees	\$ -	\$ -	\$ -	\$ -	\$ -	\$ -	\$ -	\$ -	
Interest - WITF	\$ -	\$ -	\$ -	\$ -	\$ -	\$ -	\$ -	\$ -	
Impact Fees	\$ -	\$ -	\$ -	\$ -	\$ -	\$ -	\$ -	\$ -	
Extension Reimbursement	\$ -	\$ -	\$ -	\$ -	\$ -	\$ -	\$ -	\$ -	
Sale of Surplus	\$ -	\$ -	\$ -	\$ -	\$ -	\$ -	\$ -	\$ -	
Private Developer	\$ -	\$ -	\$ -	\$ -	\$ -	\$ -	\$ -	\$ -	
Subtotal	\$ -	\$ -	\$ -	\$ -	\$ -	\$ -	\$ -	\$ -	
TOTAL	\$ -	\$ -	\$ 156,748	\$ 188,097	\$ 419,070	\$ 427,208	\$ 656,913	\$ 719,476	

Residential Reuse Irrigation Connections (In City)	0	0	0	0	301	301	602	602
Residential Reuse Irrigation Connections (Out of City)	0	0	279	279	279	279	279	279
Commercial Reuse Irrigation Connections (In City)	0	0	0	0	0	0	0	0
Commercial Reuse Irrigation Connections (Out of City)	0	0	0	0	0	0	0	0
CIP (Non-Financed)	\$ -	\$ -	\$ -	\$ -	\$ -	\$ -	\$ -	\$ -
CIP (Financed)	\$ -	\$ -	\$ -	\$ -	\$ 6,000,000.00	\$ -	\$ 6,000,000.00	\$ -

Edgewater and Black Creek Village online by end of 2024.
Mag Pt Phase 1 online by end of 2026.
Mag Pt Phase 2 online by end of 2028.

FY '24

n/a

n/a

3.0% rate increase

population increase

commercial connection increase

IRRIGATION	RESIDENTIAL	COMMERCIAL	\$24.10		\$12.46		\$15.86		Block 4 > 20,001	Block 5		RESIDENTIAL	COMMERCIAL	RESIDENTIAL		COMMERCIAL		TOTAL ANNUAL REVENUE (\$)
			Block 1 < 10,000	Block 2 10,001 - 15,000	Block 3 15,001 - 20,000	UNIT CHARGE	UNIT CHARGE	UNIT CHARGE		UNIT CHARGE	AVERAGE			AVERAGE	VG UNIT CHARGE	HISTORIC AVG	AVG UNIT CHARGE	
CUSTOMER TYPE	NUMBER OF CUSTOMERS	NUMBER OF CUSTOMERS	BASE CHARGE (\$/MONTH)	UNIT CHARGE (\$/1000 GAL)	UNIT CHARGE (\$/1000 GAL)	UNIT CHARGE (\$/1000 GAL)	UNIT CHARGE (\$/1000 GAL)	UNIT CHARGE (\$/1000 GAL)	UNIT CHARGE (\$/1000 GAL)	JSAGE (GAL/MON)	JSAGE (GAL/MON)	PER MONTH (\$)	MONTHLY BILL	PER MONTH (\$)	MONTHLY BILL			
INSIDE CITY CUSTOMERS																		
3/4" Meter (Res: 60/Comm:96)			\$13.83	\$2.41	\$2.49	\$3.17		\$4.15		13,026.0	15,814	\$0.00		\$0.00		\$0		
3/4" Meter (Res: 68/Comm:70)			\$13.83	\$2.41	\$2.49	\$3.17		\$4.15		6,021	7,440	\$0.00		\$0.00		\$0		
3/4" Meter (Res: 68/Comm:70)			\$13.83	\$2.41	\$2.49	\$3.17		\$4.15		1,648	2,319	\$0.00		\$0.00		\$0		
3/4" Meter (Res: 68/Comm:70)			\$13.83	\$2.41	\$2.49	\$3.17		\$4.15				\$0.00		\$0.00		\$0		
1" Meter (Res: 61/Comm:71)			\$20.54	\$2.41	\$2.49	\$3.17		\$4.15		15,964	14,444	\$0.00		\$0.00		\$0		
1" Meter (Res: /Comm:97)			\$20.54	\$2.41	\$2.49	\$3.17		\$4.15			15,077	\$0.00		\$0.00		\$0		
1-1/2" Meter (Res: /Comm:73)			\$29.24	\$2.41	\$2.49	\$3.17		\$4.15				\$0.00		\$0.00		\$0		
1-1/2" Meter (Res: /Comm:73)			\$29.24	\$2.41	\$2.49	\$3.17		\$4.15			22,680	\$0.00		\$0.00		\$0		
2" Meter (Res: 69/Comm:74)			\$40.46	\$2.41	\$2.49	\$3.17		\$4.15			140,218	\$0.00		\$0.00		\$0		
2" Meter (Res: 49/Comm:)			\$40.46	\$2.41	\$2.49	\$3.17		\$4.15			92,556	\$0.00		\$0.00		\$0		
2" Meter (Res: 49/Comm:)			\$40.46	\$2.41	\$2.49	\$3.17		\$4.15			69,880	\$0.00		\$0.00		\$0		
2" Meter (Res: 49/Comm:)			\$40.46	\$2.41	\$2.49	\$3.17		\$4.15			6,206	\$0.00		\$0.00		\$0		
3" Meter (Res: /Comm:63)			\$55.32	\$2.41	\$2.49	\$3.17		\$4.15			45,144	\$0.00		\$0.00		\$0		
4" Meter (Res: /Comm:)			\$221.26	\$2.41	\$2.49	\$3.17		\$4.15				\$0.00		\$0.00		\$0		
6" Meter (Res: /Comm:)			\$408.00	\$2.41	\$2.49	\$3.17		\$4.15				\$0.00		\$0.00		\$0		
8" Meter (Res:/Comm:)			\$580.89	\$2.41	\$2.49	\$3.17		\$4.15				\$0.00		\$0.00		\$0		
10" Meter (Res:/Comm:)			\$760.69	\$2.41	\$2.49	\$3.17		\$4.15				\$0.00		\$0.00		\$0		
	0	0								36659	431778							
OUTSIDE CITY CUSTOMERS																		
			\$37.66	\$3.01	\$3.12	\$3.97		\$5.19										
3/4" Meter (Res: 50/Comm:30)			\$17.29	\$3.01	\$3.12	\$3.97		\$5.19		7,278	7,631	\$0.00		\$0.00		\$0		
3/4" Meter (Res: 50/Comm:30)			\$17.29	\$3.01	\$3.12	\$3.97		\$5.19		5,193	2,460	\$0.00		\$0.00		\$0		
1" Meter (Res:48/Comm:31)			\$25.67	\$3.01	\$3.12	\$3.97		\$5.19		3,731	5,514	\$0.00		\$0.00		\$0		
1-1/2" Meter (Res: /Comm:)			\$36.55	\$3.01	\$3.12	\$3.97		\$5.19			256,500	\$0.00		\$0.00		\$0		
2" Meter (Res: /Comm:67)			\$50.57	\$3.01	\$3.12	\$3.97		\$5.19			2,797	\$0.00		\$0.00		\$0		
3" Meter (Res:/Comm:)			\$69.15	\$3.01	\$3.12	\$3.97		\$5.19				\$0.00		\$0.00		\$0		
4" Meter (Res: /Comm:)			\$276.58	\$3.01	\$3.12	\$3.97		\$5.19				\$0.00		\$0.00		\$0		
6" Meter (Res: /Comm:)			\$510.00	\$3.01	\$3.12	\$3.97		\$5.19				\$0.00		\$0.00		\$0		
8" Meter (Res:/Comm:)			\$726.11	\$3.01	\$3.12	\$3.97		\$5.19				\$0.00		\$0.00		\$0		
10" Meter (Res:/Comm:)			\$950.86	\$3.01	\$3.12	\$3.97		\$5.19				\$0.00		\$0.00		\$0		
	0	0								16,202	274,902							
TOTAL	0	0														\$0		

FY '25

n/a

n/a

20.0% rate increase

population increase

commercial connection increase

IRRIGATION	RESIDENTIAL	COMMERCIAL	\$28.92				\$14.96		\$19.03		Block 5						TOTAL ANNUAL REVENUE (\$)		
			Block 1		Block 2		Block 3		Block 4		RESIDENTIAL		COMMERCIAL		RESIDENTIAL			COMMERCIAL	
			< 10,000		10,001 - 15,000		15,001 - 20,000		> 20,001		UNIT CHARGE		AVERAGE		AVERAGE			VG UNIT CHARGE	
CUSTOMER TYPE	NUMBER OF CUSTOMERS	NUMBER OF CUSTOMERS	BASE CHARGE (\$/MONTH)	UNIT CHARGE (\$/1000 GAL)	UNIT CHARGE (\$/1000 GAL)	UNIT CHARGE (\$/1000 GAL)	UNIT CHARGE (\$/1000 GAL)	UNIT CHARGE (\$/1000 GAL)	UNIT CHARGE (\$/1000 GAL)	UNIT CHARGE (\$/1000 GAL)	USAGE (GAL/MON)	USAGE (GAL/MON)	PER MONTH (\$)	MONTHLY BILL	PER MONTH (\$)	MONTHLY BILL			
INSIDE CITY CUSTOMERS																			
3/4" Meter (Res: 60/Comm:96)			\$16.60	\$2.89	\$2.99	\$3.81		\$4.98			13,026.0	15,814	\$0.00		\$0.00		\$0		
3/4" Meter (Res: 68/Comm:70)			\$16.60	\$2.89	\$2.99	\$3.81		\$4.98			6,021	7,440	\$0.00		\$0.00		\$0		
3/4" Meter (Res: 68/Comm:70)			\$16.60	\$2.89	\$2.99	\$3.81		\$4.98			1,648	2,319	\$0.00		\$0.00		\$0		
3/4" Meter (Res: 68/Comm:70)			\$16.60	\$2.89	\$2.99	\$3.81		\$4.98					\$0.00		\$0.00		\$0		
1" Meter (Res: 61/Comm:71)			\$24.65	\$2.89	\$2.99	\$3.81		\$4.98			15,964	14,444	\$0.00		\$0.00		\$0		
1" Meter (Res: /Comm:97)			\$24.65	\$2.89	\$2.99	\$3.81		\$4.98				15,077	\$0.00		\$0.00		\$0		
1-1/2" Meter (Res: /Comm:73)			\$35.09	\$2.89	\$2.99	\$3.81		\$4.98					\$0.00		\$0.00		\$0		
1-1/2" Meter (Res: /Comm:73)			\$35.09	\$2.89	\$2.99	\$3.81		\$4.98				22,680	\$0.00		\$0.00		\$0		
2" Meter (Res: 69/Comm:74)			\$48.55	\$2.89	\$2.99	\$3.81		\$4.98				140,218	\$0.00		\$0.00		\$0		
2" Meter (Res: 49/Comm:)			\$48.55	\$2.89	\$2.99	\$3.81		\$4.98				92,556	\$0.00		\$0.00		\$0		
2" Meter (Res: 49/Comm:)			\$48.55	\$2.89	\$2.99	\$3.81		\$4.98				69,880	\$0.00		\$0.00		\$0		
2" Meter (Res: 49/Comm:)			\$48.55	\$2.89	\$2.99	\$3.81		\$4.98				6,206	\$0.00		\$0.00		\$0		
3" Meter (Res: /Comm:63)			\$66.39	\$2.89	\$2.99	\$3.81		\$4.98				45,144	\$0.00		\$0.00		\$0		
4" Meter (Res: /Comm:)			\$265.52	\$2.89	\$2.99	\$3.81		\$4.98					\$0.00		\$0.00		\$0		
6" Meter (Res: /Comm:)			\$489.60	\$2.89	\$2.99	\$3.81		\$4.98					\$0.00		\$0.00		\$0		
8" Meter (Res:/Comm:)			\$697.07	\$2.89	\$2.99	\$3.81		\$4.98					\$0.00		\$0.00		\$0		
10" Meter (Res:/Comm:)			\$912.82	\$2.89	\$2.99	\$3.81		\$4.98					\$0.00		\$0.00		\$0		
	0	0									36659	431778							
OUTSIDE CITY CUSTOMERS																			
				\$45.19	\$23.37	\$29.74													
3/4" Meter (Res: 50/Comm:30)	270		\$20.75	\$3.62	\$3.74	\$4.76		\$6.23			7,278	7,631	\$47.06		\$0.00		\$152,479		
3/4" Meter (Res: 50/Comm:30)	9		\$20.75	\$3.62	\$3.74	\$4.76		\$6.23			5,193	2,460	\$39.52		\$0.00		\$4,269		
1" Meter (Res:48/Comm:31)			\$30.81	\$3.62	\$3.74	\$4.76		\$6.23			3,731	5,514	\$0.00		\$0.00		\$0		
1-1/2" Meter (Res: /Comm:)			\$43.86	\$3.62	\$3.74	\$4.76		\$6.23				256,500	\$0.00		\$0.00		\$0		
2" Meter (Res: /Comm:67)			\$60.69	\$3.62	\$3.74	\$4.76		\$6.23				2,797	\$0.00		\$0.00		\$0		
3" Meter (Res:/Comm:)			\$82.98	\$3.62	\$3.74	\$4.76		\$6.23					\$0.00		\$0.00		\$0		
4" Meter (Res: /Comm:)			\$331.90	\$3.62	\$3.74	\$4.76		\$6.23					\$0.00		\$0.00		\$0		
6" Meter (Res: /Comm:)			\$612.01	\$3.62	\$3.74	\$4.76		\$6.23					\$0.00		\$0.00		\$0		
8" Meter (Res:/Comm:)			\$871.33	\$3.62	\$3.74	\$4.76		\$6.23					\$0.00		\$0.00		\$0		
10" Meter (Res:/Comm:)			\$1,141.03	\$3.62	\$3.74	\$4.76		\$6.23					\$0.00		\$0.00		\$0		
	279	0									16,202	274,902							
TOTAL	279	0															\$156,748		

FY '26

20.0% rate increase

n/a population increase

n/a commercial connection increase

IRRIGATION	RESIDENTIAL	COMMERCIAL	Block 1		Block 2		Block 3		Block 4		Block 5		RESIDENTIAL	COMMERCIAL	RESIDENTIAL	COMMERCIAL	TOTAL ANNUAL REVENUE (\$)	
			< 10,000	10,001 - 15,000	15,001 - 20,000	> 20,001	UNIT CHARGE (\$/1000 GAL)	UNIT CHARGE (\$/1000 GAL)	UNIT CHARGE (\$/1000 GAL)	UNIT CHARGE (\$/1000 GAL)	UNIT CHARGE (\$/1000 GAL)	UNIT CHARGE (\$/1000 GAL)						UNIT CHARGE (\$/1000 GAL)
CUSTOMER TYPE	NUMBER OF CUSTOMERS	NUMBER OF CUSTOMERS	BASE CHARGE (\$/MONTH)	UNIT CHARGE (\$/1000 GAL)	UNIT CHARGE (\$/1000 GAL)	UNIT CHARGE (\$/1000 GAL)	UNIT CHARGE (\$/1000 GAL)	UNIT CHARGE (\$/1000 GAL)	UNIT CHARGE (\$/1000 GAL)	UNIT CHARGE (\$/1000 GAL)	UNIT CHARGE (\$/1000 GAL)	UNIT CHARGE (\$/1000 GAL)	AVERAGE USAGE (GAL/MON)	AVERAGE USAGE (GAL/MON)	VG UNIT CHARGE PER MONTH (\$)	HISTORIC AVG MONTHLY BILL	AVG UNIT CHARGE PER MONTH (\$)	HISTORIC AVG MONTHLY BILL
INSIDE CITY CUSTOMERS																		
3/4" Meter (Res: 60/Comm:96)			\$19.92	\$3.47	\$3.59	\$4.57		\$5.98				13,026.0	15,814	\$0.00		\$0.00		\$0
3/4" Meter (Res: 68/Comm:70)			\$19.92	\$3.47	\$3.59	\$4.57		\$5.98				6,021	7,440	\$0.00		\$0.00		\$0
3/4" Meter (Res: 68/Comm:70)			\$19.92	\$3.47	\$3.59	\$4.57		\$5.98				1,648	2,319	\$0.00		\$0.00		\$0
3/4" Meter (Res: 68/Comm:70)			\$19.92	\$3.47	\$3.59	\$4.57		\$5.98						\$0.00		\$0.00		\$0
1" Meter (Res: 61/Comm:71)			\$29.58	\$3.47	\$3.59	\$4.57		\$5.98				15,964	14,444	\$0.00		\$0.00		\$0
1" Meter (Res: /Comm:97)			\$29.58	\$3.47	\$3.59	\$4.57		\$5.98					15,077	\$0.00		\$0.00		\$0
1-1/2" Meter (Res: /Comm:73)			\$42.11	\$3.47	\$3.59	\$4.57		\$5.98						\$0.00		\$0.00		\$0
1-1/2" Meter (Res: /Comm:73)			\$42.11	\$3.47	\$3.59	\$4.57		\$5.98					22,680	\$0.00		\$0.00		\$0
2" Meter (Res: 69/Comm:74)			\$58.26	\$3.47	\$3.59	\$4.57		\$5.98					140,218	\$0.00		\$0.00		\$0
2" Meter (Res: 49/Comm:)			\$58.26	\$3.47	\$3.59	\$4.57		\$5.98					92,556	\$0.00		\$0.00		\$0
2" Meter (Res: 49/Comm:)			\$58.26	\$3.47	\$3.59	\$4.57		\$5.98					69,880	\$0.00		\$0.00		\$0
2" Meter (Res: 49/Comm:)			\$58.26	\$3.47	\$3.59	\$4.57		\$5.98					6,206	\$0.00		\$0.00		\$0
3" Meter (Res: /Comm:63)			\$79.66	\$3.47	\$3.59	\$4.57		\$5.98					45,144	\$0.00		\$0.00		\$0
4" Meter (Res: /Comm:)			\$318.62	\$3.47	\$3.59	\$4.57		\$5.98						\$0.00		\$0.00		\$0
6" Meter (Res: /Comm:)			\$587.53	\$3.47	\$3.59	\$4.57		\$5.98						\$0.00		\$0.00		\$0
8" Meter (Res:/Comm:)			\$836.48	\$3.47	\$3.59	\$4.57		\$5.98						\$0.00		\$0.00		\$0
10" Meter (Res:/Comm:)			\$1,095.39	\$3.47	\$3.59	\$4.57		\$5.98						\$0.00		\$0.00		\$0
0036659431778																		
OUTSIDE CITY CUSTOMERS																		
3/4" Meter (Res: 50/Comm:30)	270		\$24.90	\$4.34	\$4.49	\$5.71		\$7.47				7,278	7,631	\$56.47		\$0.00		\$182,975
3/4" Meter (Res: 50/Comm:30)	9		\$24.90	\$4.34	\$4.49	\$5.71		\$7.47				5,193	2,460	\$47.43		\$0.00		\$5,122
1" Meter (Res:48/Comm:31)			\$36.97	\$4.34	\$4.49	\$5.71		\$7.47				3,731	5,514	\$0.00		\$0.00		\$0
1-1/2" Meter (Res: /Comm:)			\$52.64	\$4.34	\$4.49	\$5.71		\$7.47					256,500	\$0.00		\$0.00		\$0
2" Meter (Res: /Comm:67)			\$72.83	\$4.34	\$4.49	\$5.71		\$7.47					2,797	\$0.00		\$0.00		\$0
3" Meter (Res:/Comm:)			\$99.58	\$4.34	\$4.49	\$5.71		\$7.47						\$0.00		\$0.00		\$0
4" Meter (Res: /Comm:)			\$398.28	\$4.34	\$4.49	\$5.71		\$7.47						\$0.00		\$0.00		\$0
6" Meter (Res: /Comm:)			\$734.41	\$4.34	\$4.49	\$5.71		\$7.47						\$0.00		\$0.00		\$0
8" Meter (Res:/Comm:)			\$1,045.60	\$4.34	\$4.49	\$5.71		\$7.47						\$0.00		\$0.00		\$0
10" Meter (Res:/Comm:)			\$1,369.23	\$4.34	\$4.49	\$5.71		\$7.47						\$0.00		\$0.00		\$0
279016,202274,902																		
TOTAL	279	0															\$188,097	

FY '27

n/a

n/a

3.0% rate increase

population increase

commercial connection increase

IRRIGATION	RESIDENTIAL	COMMERCIAL	Block 1		Block 2		Block 3		Block 4		Block 5		RESIDENTIAL	COMMERCIAL	RESIDENTIAL	COMMERCIAL	TOTAL ANNUAL REVENUE (\$)
			< 10,000	10,001 - 15,000	15,001 - 20,000	> 20,001											
CUSTOMER TYPE	NUMBER OF CUSTOMERS	NUMBER OF CUSTOMERS	BASE CHARGE (\$/MONTH)	UNIT CHARGE (\$/1000 GAL)	UNIT CHARGE (\$/1000 GAL)	UNIT CHARGE (\$/1000 GAL)	UNIT CHARGE (\$/1000 GAL)	UNIT CHARGE (\$/1000 GAL)	UNIT CHARGE (\$/1000 GAL)	UNIT CHARGE (\$/1000 GAL)	AVERAGE USAGE (GAL/MON)	AVERAGE USAGE (GAL/MON)	AVG UNIT CHARGE PER MONTH (\$)	HISTORIC AVG MONTHLY BILL	AVG UNIT CHARGE PER MONTH (\$)	HISTORIC AVG MONTHLY BILL	
INSIDE CITY CUSTOMERS																	
3/4" Meter (Res: 60/Comm:96)	247		\$20.52	\$3.57	\$3.70	\$4.71		\$6.16			13,026.0	15,814	\$67.45		\$0.00		\$199,524
3/4" Meter (Res: 68/Comm:70)	46		\$20.52	\$3.57	\$3.70	\$4.71		\$6.16			6,021	7,440	\$42.04		\$0.00		\$22,954
3/4" Meter (Res: 68/Comm:70)	9		\$20.52	\$3.57	\$3.70	\$4.71		\$6.16			1,648	2,319	\$26.41		\$0.00		\$2,852
3/4" Meter (Res: 68/Comm:70)			\$20.52	\$3.57	\$3.70	\$4.71		\$6.16					\$0.00		\$0.00		\$0
1" Meter (Res: 61/Comm:71)			\$30.46	\$3.57	\$3.70	\$4.71		\$6.16			15,964	14,444	\$0.00		\$0.00		\$0
1" Meter (Res: /Comm:97)			\$30.46	\$3.57	\$3.70	\$4.71		\$6.16				15,077	\$0.00		\$0.00		\$0
1-1/2" Meter (Res: /Comm:73)			\$43.37	\$3.57	\$3.70	\$4.71		\$6.16					\$0.00		\$0.00		\$0
1-1/2" Meter (Res: /Comm:73)			\$43.37	\$3.57	\$3.70	\$4.71		\$6.16				22,680	\$0.00		\$0.00		\$0
2" Meter (Res: 69/Comm:74)			\$60.01	\$3.57	\$3.70	\$4.71		\$6.16				140,218	\$0.00		\$0.00		\$0
2" Meter (Res: 49/Comm:)			\$60.01	\$3.57	\$3.70	\$4.71		\$6.16				92,556	\$0.00		\$0.00		\$0
2" Meter (Res: 49/Comm:)			\$60.01	\$3.57	\$3.70	\$4.71		\$6.16				69,880	\$0.00		\$0.00		\$0
2" Meter (Res: 49/Comm:)			\$60.01	\$3.57	\$3.70	\$4.71		\$6.16				6,206	\$0.00		\$0.00		\$0
3" Meter (Res: /Comm:63)			\$82.05	\$3.57	\$3.70	\$4.71		\$6.16				45,144	\$0.00		\$0.00		\$0
4" Meter (Res: /Comm:)			\$328.18	\$3.57	\$3.70	\$4.71		\$6.16					\$0.00		\$0.00		\$0
6" Meter (Res: /Comm:)			\$605.15	\$3.57	\$3.70	\$4.71		\$6.16					\$0.00		\$0.00		\$0
8" Meter (Res:/Comm:)			\$861.57	\$3.57	\$3.70	\$4.71		\$6.16					\$0.00		\$0.00		\$0
10" Meter (Res:/Comm:)			\$1,128.25	\$3.57	\$3.70	\$4.71		\$6.16					\$0.00		\$0.00		\$0
	301	0									36659	431778					
OUTSIDE CITY CUSTOMERS																	
3/4" Meter (Res: 50/Comm:30)	270		\$25.65	\$4.47	\$4.62	\$5.88		\$7.70			7,278	7,631	\$58.17		\$0.00		\$188,464
3/4" Meter (Res: 50/Comm:30)	9		\$25.65	\$4.47	\$4.62	\$5.88		\$7.70			5,193	2,460	\$48.85		\$0.00		\$5,276
1" Meter (Res:48/Comm:31)			\$38.08	\$4.47	\$4.62	\$5.88		\$7.70			3,731	5,514	\$0.00		\$0.00		\$0
1-1/2" Meter (Res: /Comm:)			\$54.21	\$4.47	\$4.62	\$5.88		\$7.70				256,500	\$0.00		\$0.00		\$0
2" Meter (Res: /Comm:67)			\$75.01	\$4.47	\$4.62	\$5.88		\$7.70				2,797	\$0.00		\$0.00		\$0
3" Meter (Res:/Comm:)			\$102.57	\$4.47	\$4.62	\$5.88		\$7.70					\$0.00		\$0.00		\$0
4" Meter (Res: /Comm:)			\$410.22	\$4.47	\$4.62	\$5.88		\$7.70					\$0.00		\$0.00		\$0
6" Meter (Res: /Comm:)			\$756.44	\$4.47	\$4.62	\$5.88		\$7.70					\$0.00		\$0.00		\$0
8" Meter (Res:/Comm:)			\$1,076.97	\$4.47	\$4.62	\$5.88		\$7.70					\$0.00		\$0.00		\$0
10" Meter (Res:/Comm:)			\$1,410.31	\$4.47	\$4.62	\$5.88		\$7.70					\$0.00		\$0.00		\$0
	279	0									16,202	274,902					
TOTAL	580	0															\$419,070

FY '28

n/a

n/a

5.0% rate increase

population increase

commercial connection increase

IRRIGATION	RESIDENTIAL	COMMERCIAL	Block 1		Block 2		Block 3		Block 4		Block 5		RESIDENTIAL	COMMERCIAL	RESIDENTIAL	COMMERCIAL	TOTAL ANNUAL REVENUE (\$)	
			< 10,000	10,001 - 15,000	15,001 - 20,000	> 20,001	UNIT CHARGE (\$/1000 GAL)	UNIT CHARGE (\$/1000 GAL)	UNIT CHARGE (\$/1000 GAL)	UNIT CHARGE (\$/1000 GAL)	UNIT CHARGE (\$/1000 GAL)	UNIT CHARGE (\$/1000 GAL)						UNIT CHARGE (\$/1000 GAL)
CUSTOMER TYPE	NUMBER OF CUSTOMERS	NUMBER OF CUSTOMERS	BASE CHARGE (\$/MONTH)	UNIT CHARGE (\$/1000 GAL)	UNIT CHARGE (\$/1000 GAL)	UNIT CHARGE (\$/1000 GAL)	UNIT CHARGE (\$/1000 GAL)	UNIT CHARGE (\$/1000 GAL)	UNIT CHARGE (\$/1000 GAL)	UNIT CHARGE (\$/1000 GAL)	UNIT CHARGE (\$/1000 GAL)	UNIT CHARGE (\$/1000 GAL)	AVERAGE USAGE (GAL/MON)	AVERAGE USAGE (GAL/MON)	AVG UNIT CHARGE PER MONTH (\$)	HISTORIC AVG MONTHLY BILL	AVG UNIT CHARGE PER MONTH (\$)	HISTORIC AVG MONTHLY BILL
INSIDE CITY CUSTOMERS																		
3/4" Meter (Res: 60/Comm:96)	246.5		\$20.92	\$3.64	\$3.77	\$4.80		\$6.28					13,026.0	15,814	\$68.76		\$0.00	\$203,398
3/4" Meter (Res: 68/Comm:70)	45.5		\$20.92	\$3.64	\$3.77	\$4.80		\$6.28					6,021	7,440	\$42.86		\$0.00	\$23,400
3/4" Meter (Res: 68/Comm:70)	9		\$20.92	\$3.64	\$3.77	\$4.80		\$6.28					1,648	2,319	\$26.92		\$0.00	\$2,907
3/4" Meter (Res: 68/Comm:70)			\$20.92	\$3.64	\$3.77	\$4.80		\$6.28							\$0.00		\$0.00	\$0
1" Meter (Res: 61/Comm:71)			\$31.05	\$3.64	\$3.77	\$4.80		\$6.28					15,964	14,444	\$0.00		\$0.00	\$0
1" Meter (Res: /Comm:97)			\$31.05	\$3.64	\$3.77	\$4.80		\$6.28						15,077	\$0.00		\$0.00	\$0
1-1/2" Meter (Res: /Comm:73)			\$44.21	\$3.64	\$3.77	\$4.80		\$6.28							\$0.00		\$0.00	\$0
1-1/2" Meter (Res: /Comm:73)			\$44.21	\$3.64	\$3.77	\$4.80		\$6.28						22,680	\$0.00		\$0.00	\$0
2" Meter (Res: 69/Comm:74)			\$61.17	\$3.64	\$3.77	\$4.80		\$6.28						140,218	\$0.00		\$0.00	\$0
2" Meter (Res: 49/Comm:)			\$61.17	\$3.64	\$3.77	\$4.80		\$6.28						92,556	\$0.00		\$0.00	\$0
2" Meter (Res: 49/Comm:)			\$61.17	\$3.64	\$3.77	\$4.80		\$6.28						69,880	\$0.00		\$0.00	\$0
2" Meter (Res: 49/Comm:)			\$61.17	\$3.64	\$3.77	\$4.80		\$6.28						6,206	\$0.00		\$0.00	\$0
3" Meter (Res: /Comm:63)			\$83.65	\$3.64	\$3.77	\$4.80		\$6.28						45,144	\$0.00		\$0.00	\$0
4" Meter (Res: /Comm:)			\$334.55	\$3.64	\$3.77	\$4.80		\$6.28							\$0.00		\$0.00	\$0
6" Meter (Res: /Comm:)			\$616.90	\$3.64	\$3.77	\$4.80		\$6.28							\$0.00		\$0.00	\$0
8" Meter (Res:/Comm:)			\$878.30	\$3.64	\$3.77	\$4.80		\$6.28							\$0.00		\$0.00	\$0
10" Meter (Res:/Comm:)			\$1,150.16	\$3.64	\$3.77	\$4.80		\$6.28							\$0.00		\$0.00	\$0
	301	0											36659	431778				
OUTSIDE CITY CUSTOMERS																		
3/4" Meter (Res: 50/Comm:30)	270		\$26.14	\$4.56	\$4.71	\$6.00		\$7.85					7,278	7,631	\$59.30		\$0.00	\$192,124
3/4" Meter (Res: 50/Comm:30)	9		\$26.14	\$4.56	\$4.71	\$6.00		\$7.85					5,193	2,460	\$49.80		\$0.00	\$5,378
1" Meter (Res:48/Comm:31)			\$38.82	\$4.56	\$4.71	\$6.00		\$7.85					3,731	5,514	\$0.00		\$0.00	\$0
1-1/2" Meter (Res: /Comm:)			\$55.27	\$4.56	\$4.71	\$6.00		\$7.85						256,500	\$0.00		\$0.00	\$0
2" Meter (Res: /Comm:67)			\$76.47	\$4.56	\$4.71	\$6.00		\$7.85						2,797	\$0.00		\$0.00	\$0
3" Meter (Res:/Comm:)			\$104.56	\$4.56	\$4.71	\$6.00		\$7.85							\$0.00		\$0.00	\$0
4" Meter (Res: /Comm:)			\$418.19	\$4.56	\$4.71	\$6.00		\$7.85							\$0.00		\$0.00	\$0
6" Meter (Res: /Comm:)			\$771.13	\$4.56	\$4.71	\$6.00		\$7.85							\$0.00		\$0.00	\$0
8" Meter (Res:/Comm:)			\$1,097.88	\$4.56	\$4.71	\$6.00		\$7.85							\$0.00		\$0.00	\$0
10" Meter (Res:/Comm:)			\$1,437.70	\$4.56	\$4.71	\$6.00		\$7.85							\$0.00		\$0.00	\$0
	279	0											16,202	274,902				
TOTAL	580	0																\$427,208

FY '29

n/a

n/a

5.0% rate increase

population increase

commercial connection increase

IRRIGATION	RESIDENTIAL	COMMERCIAL	Block 1		Block 2		Block 3		Block 4		Block 5		RESIDENTIAL	COMMERCIAL	RESIDENTIAL	COMMERCIAL	TOTAL ANNUAL REVENUE (\$)	
			< 10,000	10,001 - 15,000	15,001 - 20,000	> 20,001	UNIT CHARGE (\$/1000 GAL)	UNIT CHARGE (\$/1000 GAL)	UNIT CHARGE (\$/1000 GAL)	UNIT CHARGE (\$/1000 GAL)	UNIT CHARGE (\$/1000 GAL)	UNIT CHARGE (\$/1000 GAL)						UNIT CHARGE (\$/1000 GAL)
CUSTOMER TYPE	NUMBER OF CUSTOMERS	NUMBER OF CUSTOMERS	BASE CHARGE (\$/MONTH)	UNIT CHARGE (\$/1000 GAL)	UNIT CHARGE (\$/1000 GAL)	UNIT CHARGE (\$/1000 GAL)	UNIT CHARGE (\$/1000 GAL)	UNIT CHARGE (\$/1000 GAL)	UNIT CHARGE (\$/1000 GAL)	UNIT CHARGE (\$/1000 GAL)	UNIT CHARGE (\$/1000 GAL)	UNIT CHARGE (\$/1000 GAL)	AVERAGE USAGE (GAL/MON)	AVERAGE USAGE (GAL/MON)	VG UNIT CHARGE PER MONTH (\$)	HISTORIC AVG MONTHLY BILL	AVG UNIT CHARGE PER MONTH (\$)	HISTORIC AVG MONTHLY BILL
INSIDE CITY CUSTOMERS																		
3/4" Meter (Res: 60/Comm:96)	493		\$20.92	\$3.64	\$3.77	\$4.80		\$6.28					13,026.0	15,814	\$68.76		\$0.00	\$406,796
3/4" Meter (Res: 68/Comm:70)	91		\$20.92	\$3.64	\$3.77	\$4.80		\$6.28					6,021	7,440	\$42.86		\$0.00	\$46,800
3/4" Meter (Res: 68/Comm:70)	18		\$20.92	\$3.64	\$3.77	\$4.80		\$6.28					1,648	2,319	\$26.92		\$0.00	\$5,815
3/4" Meter (Res: 68/Comm:70)			\$20.92	\$3.64	\$3.77	\$4.80		\$6.28							\$0.00		\$0.00	\$0
1" Meter (Res: 61/Comm:71)			\$31.05	\$3.64	\$3.77	\$4.80		\$6.28					15,964	14,444	\$0.00		\$0.00	\$0
1" Meter (Res: /Comm:97)			\$31.05	\$3.64	\$3.77	\$4.80		\$6.28						15,077	\$0.00		\$0.00	\$0
1-1/2" Meter (Res: /Comm:73)			\$44.21	\$3.64	\$3.77	\$4.80		\$6.28							\$0.00		\$0.00	\$0
1-1/2" Meter (Res: /Comm:73)			\$44.21	\$3.64	\$3.77	\$4.80		\$6.28							\$0.00		\$0.00	\$0
2" Meter (Res: 69/Comm:74)			\$61.17	\$3.64	\$3.77	\$4.80		\$6.28							\$0.00		\$0.00	\$0
2" Meter (Res: 49/Comm:)			\$61.17	\$3.64	\$3.77	\$4.80		\$6.28							\$0.00		\$0.00	\$0
2" Meter (Res: 49/Comm:)			\$61.17	\$3.64	\$3.77	\$4.80		\$6.28							\$0.00		\$0.00	\$0
2" Meter (Res: 49/Comm:)			\$61.17	\$3.64	\$3.77	\$4.80		\$6.28							\$0.00		\$0.00	\$0
3" Meter (Res: /Comm:63)			\$83.65	\$3.64	\$3.77	\$4.80		\$6.28							\$0.00		\$0.00	\$0
4" Meter (Res: /Comm:)			\$334.55	\$3.64	\$3.77	\$4.80		\$6.28							\$0.00		\$0.00	\$0
6" Meter (Res: /Comm:)			\$616.90	\$3.64	\$3.77	\$4.80		\$6.28							\$0.00		\$0.00	\$0
8" Meter (Res:/Comm:)			\$878.30	\$3.64	\$3.77	\$4.80		\$6.28							\$0.00		\$0.00	\$0
10" Meter (Res:/Comm:)			\$1,150.16	\$3.64	\$3.77	\$4.80		\$6.28							\$0.00		\$0.00	\$0
	602	0											36659	431778				
OUTSIDE CITY CUSTOMERS																		
3/4" Meter (Res: 50/Comm:30)	270		\$26.14	\$4.56	\$4.71	\$6.00		\$7.85					7,278	7,631	\$59.30		\$0.00	\$192,124
3/4" Meter (Res: 50/Comm:30)	9		\$26.14	\$4.56	\$4.71	\$6.00		\$7.85					5,193	2,460	\$49.80		\$0.00	\$5,378
1" Meter (Res:48/Comm:31)			\$38.82	\$4.56	\$4.71	\$6.00		\$7.85					3,731	5,514	\$0.00		\$0.00	\$0
1-1/2" Meter (Res: /Comm:)			\$55.27	\$4.56	\$4.71	\$6.00		\$7.85						256,500	\$0.00		\$0.00	\$0
2" Meter (Res: /Comm:67)			\$76.47	\$4.56	\$4.71	\$6.00		\$7.85						2,797	\$0.00		\$0.00	\$0
3" Meter (Res:/Comm:)			\$104.56	\$4.56	\$4.71	\$6.00		\$7.85							\$0.00		\$0.00	\$0
4" Meter (Res: /Comm:)			\$418.19	\$4.56	\$4.71	\$6.00		\$7.85							\$0.00		\$0.00	\$0
6" Meter (Res: /Comm:)			\$771.13	\$4.56	\$4.71	\$6.00		\$7.85							\$0.00		\$0.00	\$0
8" Meter (Res:/Comm:)			\$1,097.88	\$4.56	\$4.71	\$6.00		\$7.85							\$0.00		\$0.00	\$0
10" Meter (Res:/Comm:)			\$1,437.70	\$4.56	\$4.71	\$6.00		\$7.85							\$0.00		\$0.00	\$0
	279	0											16,202	274,902				
TOTAL	881	0																\$656,913

FY '30

n/a

n/a

15.0% rate increase

population increase

commercial connection increase

IRRIGATION	RESIDENTIAL	COMMERCIAL	Block 1		Block 2	Block 3	Block 4	Block 5		RESIDENTIAL	COMMERCIAL	RESIDENTIAL		COMMERCIAL		TOTAL ANNUAL REVENUE (\$)
			< 10,000	10,001 - 15,000	15,001 - 20,000	> 20,001	UNIT CHARGE	UNIT CHARGE	UNIT CHARGE			UNIT CHARGE	UNIT CHARGE	AVERAGE	AVERAGE	
CUSTOMER TYPE	NUMBER OF CUSTOMERS	NUMBER OF CUSTOMERS	BASE CHARGE (\$/MONTH)	UNIT CHARGE (\$/1000 GAL)	UNIT CHARGE (\$/1000 GAL)	UNIT CHARGE (\$/1000 GAL)	UNIT CHARGE (\$/1000 GAL)	UNIT CHARGE (\$/1000 GAL)	UNIT CHARGE (\$/1000 GAL)	USAGE (GAL/MON)	USAGE (GAL/MON)	PER MONTH (\$)	MONTHLY BILL	PER MONTH (\$)	MONTHLY BILL	
INSIDE CITY CUSTOMERS																
3/4" Meter (Res: 60/Comm:96)	493		\$22.91	\$3.99	\$4.13	\$5.25		\$6.87		13,026.0	15,814	\$75.31		\$0.00	\$445,538	
3/4" Meter (Res: 68/Comm:70)	91		\$22.91	\$3.99	\$4.13	\$5.25		\$6.87		6,021	7,440	\$46.94		\$0.00	\$51,257	
3/4" Meter (Res: 68/Comm:70)	18		\$22.91	\$3.99	\$4.13	\$5.25		\$6.87		1,648	2,319	\$29.48		\$0.00	\$6,369	
3/4" Meter (Res: 68/Comm:70)			\$22.91	\$3.99	\$4.13	\$5.25		\$6.87				\$0.00		\$0.00	\$0	
1" Meter (Res: 61/Comm:71)			\$34.01	\$3.99	\$4.13	\$5.25		\$6.87		15,964	14,444	\$0.00		\$0.00	\$0	
1" Meter (Res: /Comm:97)			\$34.01	\$3.99	\$4.13	\$5.25		\$6.87			15,077	\$0.00		\$0.00	\$0	
1-1/2" Meter (Res: /Comm:73)			\$48.42	\$3.99	\$4.13	\$5.25		\$6.87				\$0.00		\$0.00	\$0	
1-1/2" Meter (Res: /Comm:73)			\$48.42	\$3.99	\$4.13	\$5.25		\$6.87			22,680	\$0.00		\$0.00	\$0	
2" Meter (Res: 69/Comm:74)			\$67.00	\$3.99	\$4.13	\$5.25		\$6.87			140,218	\$0.00		\$0.00	\$0	
2" Meter (Res: 49/Comm:)			\$67.00	\$3.99	\$4.13	\$5.25		\$6.87			92,556	\$0.00		\$0.00	\$0	
2" Meter (Res: 49/Comm:)			\$67.00	\$3.99	\$4.13	\$5.25		\$6.87			69,880	\$0.00		\$0.00	\$0	
2" Meter (Res: 49/Comm:)			\$67.00	\$3.99	\$4.13	\$5.25		\$6.87			6,206	\$0.00		\$0.00	\$0	
3" Meter (Res: /Comm:63)			\$91.61	\$3.99	\$4.13	\$5.25		\$6.87			45,144	\$0.00		\$0.00	\$0	
4" Meter (Res: /Comm:)			\$366.41	\$3.99	\$4.13	\$5.25		\$6.87				\$0.00		\$0.00	\$0	
6" Meter (Res: /Comm:)			\$675.65	\$3.99	\$4.13	\$5.25		\$6.87				\$0.00		\$0.00	\$0	
8" Meter (Res:/Comm:)			\$961.95	\$3.99	\$4.13	\$5.25		\$6.87				\$0.00		\$0.00	\$0	
10" Meter (Res:/Comm:)			\$1,259.70	\$3.99	\$4.13	\$5.25		\$6.87				\$0.00		\$0.00	\$0	
	602	0								36659	431778					
OUTSIDE CITY CUSTOMERS																
			\$62.36	\$32.25	\$41.04											
3/4" Meter (Res: 50/Comm:30)	270		\$28.63	\$4.99	\$5.16	\$6.57		\$8.59		7,278	7,631	\$64.94		\$0.00	\$210,421	
3/4" Meter (Res: 50/Comm:30)	9		\$28.63	\$4.99	\$5.16	\$6.57		\$8.59		5,193	2,460	\$54.54		\$0.00	\$5,891	
1" Meter (Res:48/Comm:31)			\$42.51	\$4.99	\$5.16	\$6.57		\$8.59		3,731	5,514	\$0.00		\$0.00	\$0	
1-1/2" Meter (Res: /Comm:)			\$60.53	\$4.99	\$5.16	\$6.57		\$8.59			256,500	\$0.00		\$0.00	\$0	
2" Meter (Res: /Comm:67)			\$83.75	\$4.99	\$5.16	\$6.57		\$8.59			2,797	\$0.00		\$0.00	\$0	
3" Meter (Res:/Comm:)			\$114.52	\$4.99	\$5.16	\$6.57		\$8.59				\$0.00		\$0.00	\$0	
4" Meter (Res: /Comm:)			\$458.02	\$4.99	\$5.16	\$6.57		\$8.59				\$0.00		\$0.00	\$0	
6" Meter (Res: /Comm:)			\$844.57	\$4.99	\$5.16	\$6.57		\$8.59				\$0.00		\$0.00	\$0	
8" Meter (Res:/Comm:)			\$1,202.44	\$4.99	\$5.16	\$6.57		\$8.59				\$0.00		\$0.00	\$0	
10" Meter (Res:/Comm:)			\$1,574.62	\$4.99	\$5.16	\$6.57		\$8.59				\$0.00		\$0.00	\$0	
	279	0								16,202	274,902					
TOTAL	881	0													\$719,476	

RATE ANALYSIS FOR SEWER SYSTEM
UTILITY RATE ANALYSIS
CITY OF GREEN COVE SPRINGS
January 2024
Mittauer & Associates, Inc. Project No. 8905-64-1

ESTIMATED ANNUAL EXPENDITURES

Rate Increase	3.0%	3.0%	3.0%	3.0%	3.0%	10.0%	15.0%	15.0%
Population Increase	3.0%	3.0%	3.0%	3.0%	3.0%	3.0%	3.0%	3.0%
Commercial Connection Increase	1.0%	1.0%	1.0%	1.0%	1.0%	1.0%	1.0%	1.0%
O&M and Transfer Inflation or Annual Increase	2.0%	2.0%	2.0%	2.0%	2.0%	2.0%	2.0%	2.0%
DESCRIPTION	FY '23 AMOUNT	FY '24 AMOUNT	FY '25 AMOUNT	FY '26 AMOUNT	FY '27 AMOUNT	FY '28 AMOUNT	FY '29 AMOUNT	FY '30 AMOUNT
Operation & Maintenance Costs - Personal Services	\$ 800,594	\$ 1,065,250	\$ 1,086,600	\$ 1,108,300	\$ 1,130,500	\$ 1,153,100	\$ 1,176,200	\$ 1,199,700
Operation & Maintenance Costs - Operating Expenses	\$ 876,851	\$ 849,100	\$ 866,100	\$ 883,400	\$ 901,100	\$ 919,100	\$ 937,500	\$ 956,300
Debt Service (including financing reserves)	\$ 494,888	\$ 496,000	\$ 931,800	\$ 1,034,400	\$ 1,034,400	\$ 1,405,300	\$ 1,658,100	\$ 1,684,600
Reserve (Short-lived Assets + Operating Reserve)	\$ -	\$ -	\$ -	\$ -	\$ -	\$ -	\$ -	\$ -
Non-Financed Capital Improvements	\$ 644,905	\$ 495,000	\$ 580,000	\$ 580,000	\$ 640,000	\$ 640,000	\$ 640,000	\$ 640,000
Cost Recovery & Alloc. (Intrafund Transfers)	\$ 160,645	\$ 239,500	\$ 244,300	\$ 249,200	\$ 254,200	\$ 259,300	\$ 264,500	\$ 269,800
Customer Serv. Alloc. (Intrafund Transfers)	\$ 153,224	\$ 153,200	\$ 156,300	\$ 159,400	\$ 162,600	\$ 165,900	\$ 169,200	\$ 172,600
General Fund Transfer (Intrafund Transfers)	\$ 135,000	\$ 200,000	\$ 204,000	\$ 208,100	\$ 212,300	\$ 216,500	\$ 220,800	\$ 225,200
REQUIRED ANNUAL REVENUE	\$ 3,266,107	\$ 3,498,050	\$ 3,708,800	\$ 3,855,300	\$ 3,960,200	\$ 4,376,800	\$ 4,676,300	\$ 4,750,400

SUMMARY

DESCRIPTION	FY '23 AMOUNT	FY '24 AMOUNT	FY '25 AMOUNT	FY '26 AMOUNT	FY '27 AMOUNT	FY '28 AMOUNT	FY '29 AMOUNT	FY '30 AMOUNT
Estimated Expenditures	\$ 3,266,107	\$ 3,498,050	\$ 3,708,800	\$ 3,855,300	\$ 3,960,200	\$ 4,376,800	\$ 4,676,300	\$ 4,750,400
Estimated Revenue	\$ 3,674,069	\$ 3,393,600	\$ 3,728,955	\$ 3,895,534	\$ 4,090,710	\$ 4,447,914	\$ 4,740,143	\$ 4,842,323
Difference	\$ 407,962	\$ (104,450)	\$ 20,155	\$ 40,234	\$ 130,510	\$ 71,114	\$ 63,843	\$ 91,923
Beginning Year Balance	\$ 1,691,410.00	\$ 2,099,372.19	\$ 1,994,922.19	\$ 2,015,076.81	\$ 2,055,311.13	\$ 2,185,821.56	\$ 2,256,935.92	\$ 2,320,779.23
End of Year Balance	\$ 2,099,372.19	\$ 1,994,922.19	\$ 2,015,076.81	\$ 2,055,311.13	\$ 2,185,821.56	\$ 2,256,935.92	\$ 2,320,779.23	\$ 2,412,702.07
Residential Flow (gpd-AADF)	559,820	576,597	593,855	611,609	629,997	648,698	668,013	688,206
Commercial Flow (gpd-AADF)	222,176	212,307	212,744	213,180	213,616	214,053	214,489	214,925
St Johns Landing Flow (gpd-AADF)	44,500	44,500	44,500	44,500	44,500	44,500	44,500	44,500
Total Flow (gpd-AADF)	826,496	833,404	851,099	869,289	888,113	907,250	927,001	947,631

Financing Needs

CR 209S (Bayard) + CR 315 Utility Relocation/Ext.

DESIGN-CONSTRUCTION LOAN
Principal = \$ 968,000.00
Grant = \$ 0
Net Loan = \$ 968,000.00
Term = 20
Rate = 6.00%
PMT Start FY '25 = (\$84,394.65)

Sewer Rehab and Outfall Ext

DESIGN-CONSTRUCTION LOAN
Principal = \$ 1,176,500.00
Grant = \$ -
Net Loan = \$ 1,176,500.00
Term = 20
Rate = 6.00%
PMT Start FY '26 = (\$102,572.63)

Centrifuge & WW Consolidation Ph.3

CONSTRUCTION LOAN
Principal = \$ 7,000,000.00
Grant = \$ -
Net Loan = \$ 7,000,000.00
Term = 20
Rate = 0.56%
PMT Start FY '28= (\$370,943.88)

Sewer Rehab

DESIGN-CONSTRUCTION LOAN
Principal = \$ 2,900,000.00
Grant = \$ -
Net Loan = \$ 2,900,000.00
Term = 20
Rate = 6.00%
PMT Start FY '29 = (\$252,835.22)

WW Consolidation Ph.4

DESIGN LOAN
Principal = \$ 500,000.00
Grant = \$ -
Net Loan = \$ 500,000.00
Term = 20
Rate = 0.56%
PMT Start FY '30 = (\$26,495.99)

FY24 CIP Finance Total = \$ 11,045,625.00

Programmed Financed = \$ 12,544,500.00

ESTIMATED ANNUAL REVENUES

DESCRIPTION	FY '23 AMOUNT	FY '24 AMOUNT	FY '25 AMOUNT	FY '26 AMOUNT	FY '27 AMOUNT	FY '28 AMOUNT	FY '29 AMOUNT	FY '30 AMOUNT
Residential Use	\$ 2,208,493	\$ 2,342,784	\$ 2,485,005	\$ 2,627,003	\$ 2,786,669	\$ 3,064,060	\$ 3,298,258	\$ 3,397,599
Commercial Use	\$ 1,038,767	\$ 1,040,731	\$ 1,074,349	\$ 1,098,932	\$ 1,134,442	\$ 1,214,254	\$ 1,272,286	\$ 1,275,124
St Johns Landing	\$ 126,000	\$ 126,000	\$ 126,000	\$ 126,000	\$ 126,000	\$ 126,000	\$ 126,000	\$ 126,000
Sewer Use (modeled)	\$ 3,373,260.16	\$ 3,509,515.43	\$ 3,685,354.62	\$ 3,851,934.31	\$ 4,047,110.43	\$ 4,404,314.36	\$ 4,696,543.31	\$ 4,798,722.84
Sewer Use (actual or budgeted)	\$ 3,364,514.55	\$ 3,350,000.00						
Transfer In from Dep Reserve			\$ -	\$ -	\$ -	\$ -	\$ -	\$ -
Transfer In from Retained Earnings	\$ 25,858.86		\$ -	\$ -	\$ -	\$ -	\$ -	\$ -
Interest - FSBA	\$ 21,880.46	\$ 20,000.00	\$ 20,000.00	\$ 20,000.00	\$ 20,000.00	\$ 20,000.00	\$ 20,000.00	\$ 20,000.00
Loan Proceeds	\$ 240,205.70		\$ -	\$ -	\$ -	\$ -	\$ -	\$ -
Late Fees + Bad Debts Collected	\$ 18,073.11	\$ 20,500.00	\$ 20,500.00	\$ 20,500.00	\$ 20,500.00	\$ 20,500.00	\$ 20,500.00	\$ 20,500.00
Misc. Fees	\$ 1,841.47	\$ 100.00	\$ 100.00	\$ 100.00	\$ 100.00	\$ 100.00	\$ 100.00	\$ 100.00
Subtotal	\$ 3,672,374	\$ 3,390,600	\$ 3,725,955	\$ 3,892,534	\$ 4,087,710	\$ 4,444,914	\$ 4,737,143	\$ 4,839,323
Sale of Surplus	\$ 1,694.88	\$ 3,000.00	\$ 3,000.00	\$ 3,000.00	\$ 3,000.00	\$ 3,000.00	\$ 3,000.00	\$ 3,000.00
Private Developer	\$ -							
Subtotal	\$ 1,695	\$ 3,000	\$ 3,000	\$ 3,000	\$ 3,000	\$ 3,000	\$ 3,000	\$ 3,000
TOTAL	\$ 3,674,069	\$ 3,393,600	\$ 3,728,955	\$ 3,895,534	\$ 4,090,710	\$ 4,447,914	\$ 4,740,143	\$ 4,842,323
Developer Agreement Fees								
Interest - TF								
Impact Fees	\$ 72,000.00							
Extension Reimbursement	\$ 30,500.00	\$ 20,000.00						
Subtotal	\$ 102,500	\$ 20,000	\$ -	\$ -	\$ -	\$ -	\$ -	\$ -
Residential Connections (In City)	3,038	3,129	3,223	3,320	3,420	3,522	3,628	3,737
Residential Connections (Out of City)	429	442	455	468	482	496	510	526
Commercial Connections (In City)	427	430	433	436	439	442	445	448
Commercial Connections (Out of City)	91	91	91	91	91	91	91	91
CIP (Non-Financed)	\$	\$ 495,000.00	\$ 580,000.00	\$ 580,000.00	\$ 640,000.00	\$ 640,000.00	\$ 640,000.00	\$ 640,000.00
CIP (Financed)	\$	\$ 968,750.00	\$ 1,176,875.00	\$ 3,500,000.00	\$ 2,000,000.00	\$ 7,000,000.00	\$ 2,900,000.00	\$ 500,000.00

[illegible]

FY '24

3.0% rate increase
3.0% population increase
1.0% commercial connection increase

\$65.10
Comm. Block 1
0 - 10,000
\$45.57
\$33.53
Comm. Block 2
10,001 - 15,000
\$33.53
\$34.66
Comm. Block 3
15,001 - 20,000
\$34.66
Comm. Block 4
> 20,001

SEWER	RESIDENTIAL	COMMERCIAL	<3,000		3,001 - 10,000	10,001 - 15,000	15,001 - 20,000	> 20,001	RESIDENTIAL	COMMERCIAL	RESIDENTIAL		COMMERCIAL		
CUSTOMER TYPE	NUMBER OF CUSTOMERS	NUMBER OF CUSTOMERS	BASE CHARGE (\$/MONTH)	UNIT CHARGE (\$/1000 GAL)	UNIT CHARGE (\$/1000 GAL)	UNIT CHARGE (\$/1000 GAL)	UNIT CHARGE (\$/1000 GAL)	UNIT CHARGE (\$/1000 GAL)	AVERAGE USAGE (GAL/MON)	AVERAGE USAGE (GAL/MON)	AVG UNIT CHARGE PER MONTH (\$)	HISTORIC AVG MONTHLY BILL	AVG UNIT CHARGE PER MONTH (\$)	HISTORIC AVG MONTHLY BILL	TOTAL ANNUAL REVENUE (\$)
INSIDE CITY CUSTOMERS															
3/4" Meter	801	1	\$35.82	\$0.68	\$6.51	\$6.71		\$6.93	\$7.18	7,000	9,821	\$63.90		\$99.75	\$615,415
3/4" Meter	1410	2	\$35.82	\$0.68	\$6.51	\$6.71		\$6.93	\$7.18	4,032	2,231	\$44.58		\$50.35	\$755,514
3/4" Meter	591	4	\$35.82	\$0.68	\$6.51	\$6.71		\$6.93	\$7.18	3,620	3,657	\$41.90		\$59.63	\$300,008
3/4" Meter	0	16	\$35.82	\$0.68	\$6.51	\$6.71		\$6.93	\$7.18	0	2,353	\$0.00		\$51.14	\$9,819
3/4" Meter	0	47	\$35.82	\$0.68	\$6.51	\$6.71		\$6.93	\$7.18	0	3,276	\$0.00		\$57.15	\$32,232
3/4" Meter	0	86	\$35.82	\$0.68	\$6.51	\$6.71		\$6.93	\$7.18	0	2,866	\$0.00		\$54.48	\$56,223
3/4" Meter	0	153	\$35.82	\$0.68	\$6.51	\$6.71		\$6.93	\$7.18	0	5,202	\$0.00		\$69.69	\$127,944
3/4" Meter	0	5								0	46,192				
3/4" Meter	0	3								0	9,492				
1" Meter	294	3	\$63.46	\$0.68	\$6.51	\$6.71		\$6.93	\$7.18	5,472	8,464	\$81.59		\$118.56	\$292,116
1" Meter	32	25	\$63.46	\$0.68	\$6.51	\$6.71		\$6.93	\$7.18	4,869	19,512	\$77.66		\$193.36	\$87,830
1" Meter	0	0	\$63.46	\$0.68	\$6.51	\$6.71		\$6.93	\$7.18	0	0	\$0.00		\$0.00	\$0
1" Meter	0	0	\$63.46	\$0.68	\$6.51	\$6.71		\$6.93	\$7.18	0	0	\$0.00		\$0.00	\$0
1-1/2" Meter	1	7	\$124.58	\$0.68	\$6.51	\$6.71		\$6.93	\$7.18	2,210	45,432	\$126.08		\$440.44	\$38,510
1-1/2" Meter	0	2	\$124.58	\$0.68	\$6.51	\$6.71		\$6.93	\$7.18	0	20,178	\$0.00		\$259.14	\$6,219
1-1/2" Meter	0	23	\$124.58	\$0.68	\$6.51	\$6.71		\$6.93	\$7.18	0	13,059	\$0.00		\$210.19	\$58,011
2" Meter	0	2	\$178.63	\$0.68	\$6.51	\$6.71		\$6.93	\$7.18	0	23,506	\$0.00		\$337.08	\$8,090
2" Meter	0	9	\$178.63	\$0.68	\$6.51	\$6.71		\$6.93	\$7.18	0	11,310	\$0.00		\$252.51	\$27,271
2" Meter	0	30	\$178.63	\$0.68	\$6.51	\$6.71		\$6.93	\$7.18	0	19,738	\$0.00		\$310.10	\$111,636
2" Meter	0	1	\$178.63	\$0.68	\$6.51	\$6.71		\$6.93	\$7.18	0	18,722	\$0.00		\$303.06	\$3,637
2" Meter	0	0	\$178.63	\$0.68	\$6.51	\$6.71		\$6.93	\$7.18	0	0	\$0.00		\$0.00	\$0
3" Meter	0	6	\$235.09	\$0.68	\$6.51	\$6.71		\$6.93	\$7.18	0	70,099	\$0.00		\$728.03	\$52,419
3" Meter	0	1	\$235.09	\$0.68	\$6.51	\$6.71		\$6.93	\$7.18	0	28,222	\$0.00		\$427.40	\$5,129
4" Meter	0	1	\$622.95	\$0.68	\$6.51	\$6.71		\$6.93	\$7.18	0	103,744	\$0.00		\$1,357.44	\$16,289
4" Meter	0	2	\$622.95	\$0.68	\$6.51	\$6.71		\$6.93	\$7.18	0	111,722	\$0.00		\$1,414.72	\$33,953
6" Meter	0	1	\$1,175.36	\$0.68	\$6.51	\$6.71		\$6.93	\$7.18	0	826,037	\$0.00		\$7,095.27	\$85,143
8" Meter	0	0	\$1,974.61	\$0.68	\$6.51	\$6.71		\$6.93	\$7.18	0	0	\$0.00		\$0.00	\$0
10" Meter	0	0	\$2,820.85	\$0.68	\$6.51	\$6.71		\$6.93	\$7.18	0	0	\$0.00		\$0.00	\$0
Subtotal	3,129	430							27,203	1,404,835					
OUTSIDE CITY CUSTOMERS															
3/4" Meter	23	17	\$44.78	\$0.85	\$8.14	\$8.38		\$8.66	\$8.97	4,230	12,326	\$57.34		\$145.64	\$45,537
3/4" Meter	302	14	\$44.78	\$0.85	\$8.14	\$8.38		\$8.66	\$8.97	4,648	8,758	\$60.74		\$116.04	\$239,611
3/4" Meter	102	3	\$44.78	\$0.85	\$8.14	\$8.38		\$8.66	\$8.97	7,420	18,276	\$83.29		\$196.44	\$109,024
3/4" Meter	0	5	\$44.78	\$0.85	\$8.14	\$8.38		\$8.66	\$8.97	0	11,300	\$0.00		\$137.05	\$8,223
3/4" Meter	0	1	\$44.78	\$0.85	\$8.14	\$8.38		\$8.66	\$8.97	0	124,425	\$0.00		\$1,148.48	\$13,782
3/4" Meter	0	1	\$44.78	\$0.85	\$8.14	\$8.38		\$8.66	\$8.97	0	250,809	\$0.00		\$2,282.63	\$27,392
3/4" Meter	0	2								0	27,006	\$0.00		\$166.60	
1" Meter	14	15	\$79.32	\$0.85	\$8.14	\$8.38		\$8.66	\$8.97	5,841	13,215	\$104.99		\$187.64	\$51,413
1" Meter	0	3	\$79.32	\$0.85	\$8.14	\$8.38		\$8.66	\$8.97	0	12,746	\$0.00		\$183.71	\$6,614
1" Meter	0	0	\$79.32	\$0.85	\$8.14	\$8.38		\$8.66	\$8.97	0	0	\$0.00		\$0.00	\$0
1" Meter	0	0	\$79.32	\$0.85	\$8.14	\$8.38		\$8.66	\$8.97	0	0	\$0.00		\$0.00	\$0
1-1/2" Meter	0	8	\$155.72	\$0.85	\$8.14	\$8.38		\$8.66	\$8.97	0	15,721	\$0.00		\$285.25	\$27,384
1-1/2" Meter	0	1	\$155.72	\$0.85	\$8.14	\$8.38		\$8.66	\$8.97	0	34,656	\$0.00		\$453.85	\$5,446
2" Meter	1	8	\$223.29	\$0.85	\$8.14	\$8.38		\$8.66	\$8.97	225	26,468	\$200.00		\$447.94	\$45,402
2" Meter	0	8	\$223.29	\$0.85	\$8.14	\$8.38		\$8.66	\$8.97	0	8,585	\$0.00		\$293.15	\$28,142
3" Meter	0	1	\$293.86	\$0.85	\$8.14	\$8.38		\$8.66	\$8.97	0	27,278	\$0.00		\$525.77	\$6,309
3" Meter	0	1	\$293.86	\$0.85	\$8.14	\$8.38		\$8.66	\$8.97	0	32,833	\$0.00		\$575.62	\$6,907
4" Meter	0	1	\$778.69	\$0.85	\$8.14	\$8.38		\$8.66	\$8.97	0	76,144	\$0.00		\$1,449.12	\$17,389
4" Meter	0	2	\$778.69	\$0.85	\$8.14	\$8.38		\$8.66	\$8.97	0	14,428	\$0.00		\$897.18	\$21,532
6" Meter	0	0	\$1,469.20	\$0.85	\$8.14	\$8.38		\$8.66	\$8.97	0	0	\$0.00		\$0.00	\$0
8" Meter	0	0	\$2,468.27	\$0.85	\$8.14	\$8.38		\$8.66	\$8.97	0	0	\$0.00		\$0.00	\$0
10" Meter	0	0	\$3,526.06	\$0.85	\$8.14	\$8.38		\$8.66	\$8.97	0	0	\$0.00		\$0.00	\$0
Subtotal	442	91							22,364	714,974					
TOTAL	3,571	521											\$3,383,515		

FY '25

3.0% increase
3.0% population increase
1.0% commercial connection increase

\$67.05
Comm. Block 1
0 - 10,000
\$46.93

\$34.53
Comm. Block 2
10,001 - 15,000
\$34.53

\$35.70
Comm. Block 3
15,001 - 20,000
\$35.70

Comm. Block 4
> 20,001

Resid. Block 1
<3,000
\$2.10

Resid. Block 2
3,001 - 10,000
\$6.70

Resid. Block 3
10,001 - 15,000
\$6.91

Resid. Block 4
15,001 - 20,000
\$7.14

Resid. Block 5
> 20,001
\$7.39

SEWER	RESIDENTIAL	COMMERCIAL	<3,000		3,001 - 10,000	10,001 - 15,000	15,001 - 20,000	> 20,001	RESIDENTIAL	COMMERCIAL	RESIDENTIAL		COMMERCIAL		
CUSTOMER TYPE	NUMBER OF CUSTOMERS	NUMBER OF CUSTOMERS	BASE CHARGE (\$/MONTH)	UNIT CHARGE (\$/1000 GAL)	UNIT CHARGE (\$/1000 GAL)	UNIT CHARGE (\$/1000 GAL)	UNIT CHARGE (\$/1000 GAL)	UNIT CHARGE (\$/1000 GAL)	AVERAGE USAGE (GAL/MON)	AVERAGE USAGE (GAL/MON)	AVG UNIT CHARGE PER MONTH (\$)	HISTORIC AVG MONTHLY BILL	AVG UNIT CHARGE PER MONTH (\$)	HISTORIC AVG MONTHLY BILL	TOTAL ANNUAL REVENUE (\$)
INSIDE CITY CUSTOMERS															
3/4" Meter	825	1	\$36.90	\$0.70	\$6.70	\$6.91	\$7.14	\$7.39	7000	9821	\$65.82		\$102.75		\$652,833
3/4" Meter	1452	2	\$36.90	\$0.70	\$6.70	\$6.91	\$7.14	\$7.39	4032	2231	\$45.92		\$51.86		\$801,322
3/4" Meter	609	4	\$36.90	\$0.70	\$6.70	\$6.91	\$7.14	\$7.39	3620	3657	\$43.16		\$61.42		\$318,330
3/4" Meter	0	16	\$36.90	\$0.70	\$6.70	\$6.91	\$7.14	\$7.39	0	2353	\$0.00		\$52.67		\$10,114
3/4" Meter	0	47	\$36.90	\$0.70	\$6.70	\$6.91	\$7.14	\$7.39	0	3276	\$0.00		\$58.86		\$33,199
3/4" Meter	0	87	\$36.90	\$0.70	\$6.70	\$6.91	\$7.14	\$7.39	0	2866	\$0.00		\$56.11		\$58,583
3/4" Meter	0	155	\$36.90	\$0.70	\$6.70	\$6.91	\$7.14	\$7.39	0	5202	\$0.00		\$71.78		\$133,505
3/4" Meter	0	5							0	46192					
3/4" Meter	0	3							0	9492					
1" Meter	303	3	\$65.36	\$0.70	\$6.70	\$6.91	\$7.14	\$7.39	5472	8464	\$84.04		\$122.11		\$309,955
1" Meter	33	25	\$65.36	\$0.70	\$6.70	\$6.91	\$7.14	\$7.39	4869	19512	\$79.99		\$199.16		\$91,425
1" Meter	0	0	\$65.36	\$0.70	\$6.70	\$6.91	\$7.14	\$7.39	0	0	\$0.00		\$0.00		\$0
1" Meter	0	0	\$65.36	\$0.70	\$6.70	\$6.91	\$7.14	\$7.39	0	0	\$0.00		\$0.00		\$0
1-1/2" Meter	1	7	\$128.32	\$0.70	\$6.70	\$6.91	\$7.14	\$7.39	2210	45432	\$129.86		\$453.65		\$39,665
1-1/2" Meter	0	2	\$128.32	\$0.70	\$6.70	\$6.91	\$7.14	\$7.39	0	20178	\$0.00		\$266.91		\$6,406
1-1/2" Meter	0	23	\$128.32	\$0.70	\$6.70	\$6.91	\$7.14	\$7.39	0	13059	\$0.00		\$216.49		\$59,752
2" Meter	0	2	\$183.99	\$0.70	\$6.70	\$6.91	\$7.14	\$7.39	0	23506	\$0.00		\$347.20		\$8,333
2" Meter	0	9	\$183.99	\$0.70	\$6.70	\$6.91	\$7.14	\$7.39	0	11310	\$0.00		\$260.09		\$28,090
2" Meter	0	30	\$183.99	\$0.70	\$6.70	\$6.91	\$7.14	\$7.39	0	19738	\$0.00		\$319.40		\$114,985
2" Meter	0	1	\$183.99	\$0.70	\$6.70	\$6.91	\$7.14	\$7.39	0	18722	\$0.00		\$312.15		\$3,746
2" Meter	0	0	\$183.99	\$0.70	\$6.70	\$6.91	\$7.14	\$7.39	0	0	\$0.00		\$0.00		\$0
3" Meter	0	6	\$242.14	\$0.70	\$6.70	\$6.91	\$7.14	\$7.39	0	70099	\$0.00		\$749.88		\$53,991
3" Meter	0	1	\$242.14	\$0.70	\$6.70	\$6.91	\$7.14	\$7.39	0	28222	\$0.00		\$440.22		\$5,283
4" Meter	0	1	\$641.64	\$0.70	\$6.70	\$6.91	\$7.14	\$7.39	0	103744	\$0.00		\$1,398.17		\$16,778
4" Meter	0	2	\$641.64	\$0.70	\$6.70	\$6.91	\$7.14	\$7.39	0	111722	\$0.00		\$1,457.16		\$34,972
6" Meter	0	1	\$1,210.62	\$0.70	\$6.70	\$6.91	\$7.14	\$7.39	0	826037	\$0.00		\$7,308.12		\$87,697
8" Meter	0	0	\$2,033.85	\$0.70	\$6.70	\$6.91	\$7.14	\$7.39	0	0	\$0.00		\$0.00		\$0
10" Meter	0	0	\$2,905.48	\$0.70	\$6.70	\$6.91	\$7.14	\$7.39	0	0	\$0.00		\$0.00		\$0
Subtotal	3,223	433							27,203	1,404,835					
OUTSIDE CITY CUSTOMERS															
3/4" Meter	24	17	\$46.12	\$0.88	\$8.38	\$8.63	\$8.92	\$9.24	4230	12326	\$59.06		\$150.01		\$47,611
3/4" Meter	311	14	\$46.12	\$0.88	\$8.38	\$8.63	\$8.92	\$9.24	4648	8758	\$62.56		\$119.52		\$253,556
3/4" Meter	105	3	\$46.12	\$0.88	\$8.38	\$8.63	\$8.92	\$9.24	7420	18276	\$85.79		\$202.34		\$115,383
3/4" Meter	0	5	\$46.12	\$0.88	\$8.38	\$8.63	\$8.92	\$9.24	0	11300	\$0.00		\$141.16		\$8,469
3/4" Meter	0	1	\$46.12	\$0.88	\$8.38	\$8.63	\$8.92	\$9.24	0	124425	\$0.00		\$1,182.93		\$14,195
3/4" Meter	0	1	\$46.12	\$0.88	\$8.38	\$8.63	\$8.92	\$9.24	0	250809	\$0.00		\$2,351.11		\$28,213
3/4" Meter	0	2							0	27006	\$0.00		\$171.60		
1" Meter	14	15	\$81.70	\$0.88	\$8.38	\$8.63	\$8.92	\$9.24	5841	13215	\$108.14		\$193.27		\$52,956
1" Meter	0	3	\$81.70	\$0.88	\$8.38	\$8.63	\$8.92	\$9.24	0	12746	\$0.00		\$189.22		\$6,812
1" Meter	0	0	\$81.70	\$0.88	\$8.38	\$8.63	\$8.92	\$9.24	0	0	\$0.00		\$0.00		\$0
1" Meter	0	0	\$81.70	\$0.88	\$8.38	\$8.63	\$8.92	\$9.24	0	0	\$0.00		\$0.00		\$0
1-1/2" Meter	0	8	\$160.39	\$0.88	\$8.38	\$8.63	\$8.92	\$9.24	0	15721	\$0.00		\$293.81		\$28,205
1-1/2" Meter	0	1	\$160.39	\$0.88	\$8.38	\$8.63	\$8.92	\$9.24	0	34656	\$0.00		\$467.46		\$5,610
2" Meter	1	8	\$229.99	\$0.88	\$8.38	\$8.63	\$8.92	\$9.24	225	26468	\$200.00		\$461.37		\$46,692
2" Meter	0	8	\$229.99	\$0.88	\$8.38	\$8.63	\$8.92	\$9.24	0	8585	\$0.00		\$301.94		\$28,986
3" Meter	0	1	\$302.67	\$0.88	\$8.38	\$8.63	\$8.92	\$9.24	0	27278	\$0.00		\$541.55		\$6,499
3" Meter	0	1	\$302.67	\$0.88	\$8.38	\$8.63	\$8.92	\$9.24	0	32833	\$0.00		\$592.89		\$7,115
4" Meter	0	1	\$802.05	\$0.88	\$8.38	\$8.63	\$8.92	\$9.24	0	76144	\$0.00		\$1,492.60		\$17,911
4" Meter	0	2	\$802.05	\$0.88	\$8.38	\$8.63	\$8.92	\$9.24	0	14428	\$0.00		\$924.09		\$22,178
6" Meter	0	0	\$1,513.28	\$0.88	\$8.38	\$8.63	\$8.92	\$9.24	0	0	\$0.00		\$0.00		\$0
8" Meter	0	0	\$2,542.31	\$0.88	\$8.38	\$8.63	\$8.92	\$9.24	0	0	\$0.00		\$0.00		\$0
10" Meter	0	0	\$3,631.85	\$0.88	\$8.38	\$8.63	\$8.92	\$9.24	0	0	\$0.00		\$0.00		\$0
Subtotal	455	91							22,364	714,974					
TOTAL	3,678	524													\$3,559,355

FY '26

3.0% increase
3.0% population increase
1.0% commercial connection increase

\$69.06
Comm. Block 1
0 - 10,000
\$48.34

\$35.57
Comm. Block 2
10,001 - 15,000
\$35.57

\$36.77
Comm. Block 3
15,001 - 20,000
\$36.77

Comm. Block 4
> 20,001

SEWER	RESIDENTIAL	COMMERCIAL	<3,000		3,001 - 10,000	10,001 - 15,000	15,001 - 20,000	> 20,001	RESIDENTIAL	COMMERCIAL	RESIDENTIAL		COMMERCIAL		
CUSTOMER TYPE	NUMBER OF CUSTOMERS	NUMBER OF CUSTOMERS	BASE CHARGE (\$/MONTH)	UNIT CHARGE (\$/1000 GAL)	UNIT CHARGE (\$/1000 GAL)	UNIT CHARGE (\$/1000 GAL)	UNIT CHARGE (\$/1000 GAL)	UNIT CHARGE (\$/1000 GAL)	AVERAGE USAGE (GAL/MON)	AVERAGE USAGE (GAL/MON)	AVG UNIT CHARGE PER MONTH (\$)	HISTORIC AVG MONTHLY BILL	AVG UNIT CHARGE PER MONTH (\$)	HISTORIC AVG MONTHLY BILL	TOTAL ANNUAL REVENUE (\$)
INSIDE CITY CUSTOMERS															
3/4" Meter	850	1	\$38.01	\$0.72	\$6.91	\$7.11		\$7.35	\$7.62	7000	9821	\$67.79		\$105.83	\$692,756
3/4" Meter	1496	2	\$38.01	\$0.72	\$6.91	\$7.11		\$7.35	\$7.62	4032	2231	\$47.30		\$53.41	\$850,334
3/4" Meter	627	4	\$38.01	\$0.72	\$6.91	\$7.11		\$7.35	\$7.62	3620	3657	\$44.45		\$63.26	\$337,481
3/4" Meter	0	16	\$38.01	\$0.72	\$6.91	\$7.11		\$7.35	\$7.62	0	2353	\$0.00		\$54.25	\$10,417
3/4" Meter	0	47	\$38.01	\$0.72	\$6.91	\$7.11		\$7.35	\$7.62	0	3276	\$0.00		\$60.63	\$34,195
3/4" Meter	0	88	\$38.01	\$0.72	\$6.91	\$7.11		\$7.35	\$7.62	0	2866	\$0.00		\$57.80	\$61,034
3/4" Meter	0	157	\$38.01	\$0.72	\$6.91	\$7.11		\$7.35	\$7.62	0	5202	\$0.00		\$73.93	\$139,285
3/4" Meter	0	5								0	46192				
3/4" Meter	0	3								0	9492				
1" Meter	312	3	\$65.36	\$0.72	\$6.91	\$7.11		\$7.35	\$7.62	5472	8464	\$84.60		\$123.81	\$321,190
1" Meter	34	25	\$65.36	\$0.72	\$6.91	\$7.11		\$7.35	\$7.62	4869	19512	\$80.43		\$203.17	\$93,768
1" Meter	0	0	\$65.36	\$0.72	\$6.91	\$7.11		\$7.35	\$7.62	0	0	\$0.00		\$0.00	\$0
1" Meter	0	0	\$65.36	\$0.72	\$6.91	\$7.11		\$7.35	\$7.62	0	0	\$0.00		\$0.00	\$0
1-1/2" Meter	1	7	\$128.32	\$0.72	\$6.91	\$7.11		\$7.35	\$7.62	2210	45432	\$129.91		\$463.41	\$40,486
1-1/2" Meter	0	2	\$128.32	\$0.72	\$6.91	\$7.11		\$7.35	\$7.62	0	20178	\$0.00		\$271.07	\$6,506
1-1/2" Meter	0	23	\$128.32	\$0.72	\$6.91	\$7.11		\$7.35	\$7.62	0	13059	\$0.00		\$219.14	\$60,482
2" Meter	0	2	\$183.99	\$0.72	\$6.91	\$7.11		\$7.35	\$7.62	0	23506	\$0.00		\$352.09	\$8,450
2" Meter	0	9	\$183.99	\$0.72	\$6.91	\$7.11		\$7.35	\$7.62	0	11310	\$0.00		\$262.37	\$28,336
2" Meter	0	30	\$183.99	\$0.72	\$6.91	\$7.11		\$7.35	\$7.62	0	19738	\$0.00		\$323.46	\$116,447
2" Meter	0	1	\$183.99	\$0.72	\$6.91	\$7.11		\$7.35	\$7.62	0	18722	\$0.00		\$315.99	\$3,792
2" Meter	0	0	\$183.99	\$0.72	\$6.91	\$7.11		\$7.35	\$7.62	0	0	\$0.00		\$0.00	\$0
3" Meter	0	6	\$242.14	\$0.72	\$6.91	\$7.11		\$7.35	\$7.62	0	70099	\$0.00		\$765.11	\$55,088
3" Meter	0	1	\$242.14	\$0.72	\$6.91	\$7.11		\$7.35	\$7.62	0	28222	\$0.00		\$446.16	\$5,354
4" Meter	0	1	\$641.64	\$0.72	\$6.91	\$7.11		\$7.35	\$7.62	0	103744	\$0.00		\$1,420.86	\$17,050
4" Meter	0	2	\$641.64	\$0.72	\$6.91	\$7.11		\$7.35	\$7.62	0	111722	\$0.00		\$1,481.62	\$35,559
6" Meter	0	1	\$1,210.62	\$0.72	\$6.91	\$7.11		\$7.35	\$7.62	0	826037	\$0.00		\$7,491.05	\$89,893
8" Meter	0	0	\$2,033.85	\$0.72	\$6.91	\$7.11		\$7.35	\$7.62	0	0	\$0.00		\$0.00	\$0
10" Meter	0	0	\$2,905.48	\$0.72	\$6.91	\$7.11		\$7.35	\$7.62	0	0	\$0.00		\$0.00	\$0
Subtotal	3,320	436							27,203	1,404,835					
OUTSIDE CITY CUSTOMERS															
3/4" Meter	25	17	\$47.51	\$0.90	\$8.63	\$8.89		\$9.19	\$9.52	4230	12326	\$60.83		\$154.51	\$49,770
3/4" Meter	320	14	\$47.51	\$0.90	\$8.63	\$8.89		\$9.19	\$9.52	4648	8758	\$64.44		\$123.11	\$268,121
3/4" Meter	108	3	\$47.51	\$0.90	\$8.63	\$8.89		\$9.19	\$9.52	7420	18276	\$88.37		\$208.41	\$122,026
3/4" Meter	0	5	\$47.51	\$0.90	\$8.63	\$8.89		\$9.19	\$9.52	0	11300	\$0.00		\$145.39	\$8,723
3/4" Meter	0	1	\$47.51	\$0.90	\$8.63	\$8.89		\$9.19	\$9.52	0	124425	\$0.00		\$1,218.42	\$14,621
3/4" Meter	0	1	\$47.51	\$0.90	\$8.63	\$8.89		\$9.19	\$9.52	0	250809	\$0.00		\$2,421.65	\$29,060
3/4" Meter	0	2								0	27006	\$0.00		\$176.75	
1" Meter	14	15	\$81.70	\$0.90	\$8.63	\$8.89		\$9.19	\$9.52	5841	13215	\$108.93		\$196.62	\$53,691
1" Meter	0	3	\$81.70	\$0.90	\$8.63	\$8.89		\$9.19	\$9.52	0	12746	\$0.00		\$192.45	\$6,928
1" Meter	0	0	\$81.70	\$0.90	\$8.63	\$8.89		\$9.19	\$9.52	0	0	\$0.00		\$0.00	\$0
1" Meter	0	0	\$81.70	\$0.90	\$8.63	\$8.89		\$9.19	\$9.52	0	0	\$0.00		\$0.00	\$0
1-1/2" Meter	0	8	\$160.39	\$0.90	\$8.63	\$8.89		\$9.19	\$9.52	0	15721	\$0.00		\$297.81	\$28,590
1-1/2" Meter	0	1	\$160.39	\$0.90	\$8.63	\$8.89		\$9.19	\$9.52	0	34656	\$0.00		\$476.67	\$5,720
2" Meter	1	8	\$229.99	\$0.90	\$8.63	\$8.89		\$9.19	\$9.52	225	26468	\$200.00		\$468.32	\$47,358
2" Meter	0	8	\$229.99	\$0.90	\$8.63	\$8.89		\$9.19	\$9.52	0	8585	\$0.00		\$304.10	\$29,194
3" Meter	0	1	\$302.67	\$0.90	\$8.63	\$8.89		\$9.19	\$9.52	0	27278	\$0.00		\$548.71	\$6,585
3" Meter	0	1	\$302.67	\$0.90	\$8.63	\$8.89		\$9.19	\$9.52	0	32833	\$0.00		\$601.60	\$7,219
4" Meter	0	1	\$802.05	\$0.90	\$8.63	\$8.89		\$9.19	\$9.52	0	76144	\$0.00		\$1,513.31	\$18,160
4" Meter	0	2	\$802.05	\$0.90	\$8.63	\$8.89		\$9.19	\$9.52	0	14428	\$0.00		\$927.75	\$22,266
6" Meter	0	0	\$1,513.28	\$0.90	\$8.63	\$8.89		\$9.19	\$9.52	0	0	\$0.00		\$0.00	\$0
8" Meter	0	0	\$2,542.31	\$0.90	\$8.63	\$8.89		\$9.19	\$9.52	0	0	\$0.00		\$0.00	\$0
10" Meter	0	0	\$3,631.85	\$0.90	\$8.63	\$8.89		\$9.19	\$9.52	0	0	\$0.00		\$0.00	\$0
Subtotal	468	91							22,364	714,974					
TOTAL	3,788	527													\$3,725,934

FY '27

3.0% increase
3.0% population increase
1.0% commercial connection increase

\$71.13
Comm. Block 1
0 - 10,000
\$49.79

\$36.64
Comm. Block 2
10,001 - 15,000
\$36.64

\$37.87
Comm. Block 3
15,001 - 20,000
\$37.87

Comm. Block 4
> 20,001

SEWER	RESIDENTIAL	COMMERCIAL	<3,000		3,001 - 10,000	10,001 - 15,000	15,001 - 20,000	> 20,001		RESIDENTIAL	COMMERCIAL	RESIDENTIAL		COMMERCIAL		
CUSTOMER TYPE	NUMBER OF CUSTOMERS	NUMBER OF CUSTOMERS	BASE CHARGE (\$/MONTH)	UNIT CHARGE (\$/1000 GAL)	UNIT CHARGE (\$/1000 GAL)	UNIT CHARGE (\$/1000 GAL)	UNIT CHARGE (\$/1000 GAL)	UNIT CHARGE (\$/1000 GAL)	UNIT CHARGE (\$/1000 GAL)	AVERAGE USAGE (GAL/MON)	AVERAGE USAGE (GAL/MON)	AVG UNIT CHARGE PER MONTH (\$)	HISTORIC AVG MONTHLY BILL	AVG UNIT CHARGE PER MONTH (\$)	HISTORIC AVG MONTHLY BILL	TOTAL ANNUAL REVENUE (\$)
INSIDE CITY CUSTOMERS																
3/4" Meter	876	1	\$39.15	\$0.74	\$7.11	\$7.33		\$7.57	\$7.84	7000	9821	\$69.83		\$109.00		\$735,325
3/4" Meter	1541	2	\$39.15	\$0.74	\$7.11	\$7.33		\$7.57	\$7.84	4032	2231	\$48.71		\$55.01		\$902,150
3/4" Meter	646	4	\$39.15	\$0.74	\$7.11	\$7.33		\$7.57	\$7.84	3620	3657	\$45.78		\$65.16		\$358,044
3/4" Meter	0	16	\$39.15	\$0.74	\$7.11	\$7.33		\$7.57	\$7.84	0	2353	\$0.00		\$55.88		\$10,729
3/4" Meter	0	47	\$39.15	\$0.74	\$7.11	\$7.33		\$7.57	\$7.84	0	3276	\$0.00		\$62.45		\$35,221
3/4" Meter	0	89	\$39.15	\$0.74	\$7.11	\$7.33		\$7.57	\$7.84	0	2866	\$0.00		\$59.53		\$63,580
3/4" Meter	0	159	\$39.15	\$0.74	\$7.11	\$7.33		\$7.57	\$7.84	0	5202	\$0.00		\$76.15		\$145,291
3/4" Meter	0	5								0	46192					
3/4" Meter	0	3								0	9492					
1" Meter	321	3	\$67.32	\$0.74	\$7.11	\$7.33		\$7.57	\$7.84	5472	8464	\$87.14		\$127.53		\$340,236
1" Meter	35	25	\$67.32	\$0.74	\$7.11	\$7.33		\$7.57	\$7.84	4869	19512	\$82.85		\$209.27		\$97,576
1" Meter	0	0	\$67.32	\$0.74	\$7.11	\$7.33		\$7.57	\$7.84	0	0	\$0.00		\$0.00		\$0
1" Meter	0	0	\$67.32	\$0.74	\$7.11	\$7.33		\$7.57	\$7.84	0	0	\$0.00		\$0.00		\$0
1-1/2" Meter	1	7	\$132.17	\$0.74	\$7.11	\$7.33		\$7.57	\$7.84	2210	45432	\$133.81		\$477.32		\$41,700
1-1/2" Meter	0	2	\$132.17	\$0.74	\$7.11	\$7.33		\$7.57	\$7.84	0	20178	\$0.00		\$279.20		\$6,701
1-1/2" Meter	0	23	\$132.17	\$0.74	\$7.11	\$7.33		\$7.57	\$7.84	0	13059	\$0.00		\$225.71		\$62,296
2" Meter	0	2	\$189.51	\$0.74	\$7.11	\$7.33		\$7.57	\$7.84	0	23506	\$0.00		\$362.66		\$8,704
2" Meter	0	9	\$189.51	\$0.74	\$7.11	\$7.33		\$7.57	\$7.84	0	11310	\$0.00		\$270.24		\$29,186
2" Meter	0	30	\$189.51	\$0.74	\$7.11	\$7.33		\$7.57	\$7.84	0	19738	\$0.00		\$333.17		\$119,940
2" Meter	0	1	\$189.51	\$0.74	\$7.11	\$7.33		\$7.57	\$7.84	0	18722	\$0.00		\$325.47		\$3,906
2" Meter	0	0	\$189.51	\$0.74	\$7.11	\$7.33		\$7.57	\$7.84	0	0	\$0.00		\$0.00		\$0
3" Meter	0	6	\$249.40	\$0.74	\$7.11	\$7.33		\$7.57	\$7.84	0	70099	\$0.00		\$788.06		\$56,740
3" Meter	0	1	\$249.40	\$0.74	\$7.11	\$7.33		\$7.57	\$7.84	0	28222	\$0.00		\$459.54		\$5,515
4" Meter	0	1	\$660.89	\$0.74	\$7.11	\$7.33		\$7.57	\$7.84	0	103744	\$0.00		\$1,463.49		\$17,562
4" Meter	0	2	\$660.89	\$0.74	\$7.11	\$7.33		\$7.57	\$7.84	0	111722	\$0.00		\$1,526.07		\$36,626
6" Meter	0	1	\$1,246.94	\$0.74	\$7.11	\$7.33		\$7.57	\$7.84	0	826037	\$0.00		\$7,715.78		\$92,589
8" Meter	0	0	\$2,094.87	\$0.74	\$7.11	\$7.33		\$7.57	\$7.84	0	0	\$0.00		\$0.00		\$0
10" Meter	0	0	\$2,992.64	\$0.74	\$7.11	\$7.33		\$7.57	\$7.84	0	0	\$0.00		\$0.00		\$0
Subtotal	3,420	439								27,203	1,404,835					
OUTSIDE CITY CUSTOMERS																
3/4" Meter	26	17	\$48.93	\$0.93	\$8.89	\$9.16		\$9.47	\$9.81	4230	12326	\$62.65		\$159.15		\$52,015
3/4" Meter	330	14	\$48.93	\$0.93	\$8.89	\$9.16		\$9.47	\$9.81	4648	8758	\$66.37		\$126.80		\$284,130
3/4" Meter	111	3	\$48.93	\$0.93	\$8.89	\$9.16		\$9.47	\$9.81	7420	18276	\$91.02		\$214.66		\$128,963
3/4" Meter	0	5	\$48.93	\$0.93	\$8.89	\$9.16		\$9.47	\$9.81	0	11300	\$0.00		\$149.75		\$8,985
3/4" Meter	0	1	\$48.93	\$0.93	\$8.89	\$9.16		\$9.47	\$9.81	0	124425	\$0.00		\$1,254.97		\$15,060
3/4" Meter	0	1	\$48.93	\$0.93	\$8.89	\$9.16		\$9.47	\$9.81	0	250809	\$0.00		\$2,494.29		\$29,932
3/4" Meter	0	2								0	27006	\$0.00		\$182.05		
1" Meter	14	15	\$84.15	\$0.93	\$8.89	\$9.16		\$9.47	\$9.81	5841	13215	\$112.20		\$202.51		\$55,302
1" Meter	0	3	\$84.15	\$0.93	\$8.89	\$9.16		\$9.47	\$9.81	0	12746	\$0.00		\$198.22		\$7,136
1" Meter	0	0	\$84.15	\$0.93	\$8.89	\$9.16		\$9.47	\$9.81	0	0	\$0.00		\$0.00		\$0
1" Meter	0	0	\$84.15	\$0.93	\$8.89	\$9.16		\$9.47	\$9.81	0	0	\$0.00		\$0.00		\$0
1-1/2" Meter	0	8	\$165.21	\$0.93	\$8.89	\$9.16		\$9.47	\$9.81	0	15721	\$0.00		\$306.74		\$29,447
1-1/2" Meter	0	1	\$165.21	\$0.93	\$8.89	\$9.16		\$9.47	\$9.81	0	34656	\$0.00		\$490.97		\$5,892
2" Meter	1	8	\$236.89	\$0.93	\$8.89	\$9.16		\$9.47	\$9.81	225	26468	\$200.00		\$482.37		\$48,707
2" Meter	0	8	\$236.89	\$0.93	\$8.89	\$9.16		\$9.47	\$9.81	0	8585	\$0.00		\$313.22		\$30,069
3" Meter	0	1	\$311.76	\$0.93	\$8.89	\$9.16		\$9.47	\$9.81	0	27278	\$0.00		\$565.17		\$6,782
3" Meter	0	1	\$311.76	\$0.93	\$8.89	\$9.16		\$9.47	\$9.81	0	32833	\$0.00		\$619.65		\$7,436
4" Meter	0	1	\$826.12	\$0.93	\$8.89	\$9.16		\$9.47	\$9.81	0	76144	\$0.00		\$1,558.71		\$18,705
4" Meter	0	2	\$826.12	\$0.93	\$8.89	\$9.16		\$9.47	\$9.81	0	14428	\$0.00		\$955.59		\$22,934
6" Meter	0	0	\$1,558.68	\$0.93	\$8.89	\$9.16		\$9.47	\$9.81	0	0	\$0.00		\$0.00		\$0
8" Meter	0	0	\$2,618.58	\$0.93	\$8.89	\$9.16		\$9.47	\$9.81	0	0	\$0.00		\$0.00		\$0
10" Meter	0	0	\$3,740.80	\$0.93	\$8.89	\$9.16		\$9.47	\$9.81	0	0	\$0.00		\$0.00		\$0
Subtotal	482	91								22,364	714,974					
TOTAL	3,902	530														\$3,921,110

FY '28

10.0% increase
3.0% population increase
1.0% commercial connection increase

\$75.97
Comm. Block 1
0 - 10,000
\$53.18

\$39.13
Comm. Block 2
10,001 - 15,000
\$39.13

\$40.45
Comm. Block 3
15,001 - 20,000
\$40.45

Comm. Block 4
> 20,001

\$2.38
Resid. Block 1
<3,000

Resid. Block 2
3,001 - 10,000

Resid. Block 3
10,001 - 15,000

Resid. Block 4
15,001 - 20,000

Resid. Block 5
> 20,001

SEWER	RESIDENTIAL	COMMERCIAL	<3,000		3,001 - 10,000	10,001 - 15,000	15,001 - 20,000	> 20,001		RESIDENTIAL	COMMERCIAL	RESIDENTIAL		COMMERCIAL		
CUSTOMER TYPE	NUMBER OF CUSTOMERS	NUMBER OF CUSTOMERS	BASE CHARGE (\$/MONTH)	UNIT CHARGE (\$/1000 GAL)	UNIT CHARGE (\$/1000 GAL)	UNIT CHARGE (\$/1000 GAL)	UNIT CHARGE (\$/1000 GAL)	UNIT CHARGE (\$/1000 GAL)	UNIT CHARGE (\$/1000 GAL)	AVERAGE USAGE (GAL/MON)	AVERAGE USAGE (GAL/MON)	AVG UNIT CHARGE PER MONTH (\$)	HISTORIC AVG MONTHLY BILL	AVG UNIT CHARGE PER MONTH (\$)	HISTORIC AVG MONTHLY BILL	TOTAL ANNUAL REVENUE (\$)
INSIDE CITY CUSTOMERS																
3/4" Meter	902	1	\$41.81	\$0.79	\$7.60	\$7.83		\$8.09	\$8.38	7000	9821	\$74.57		\$116.41		\$808,565
3/4" Meter	1587	2	\$41.81	\$0.79	\$7.60	\$7.83		\$8.09	\$8.38	4032	2231	\$52.03		\$58.75		\$992,179
3/4" Meter	665	4	\$41.81	\$0.79	\$7.60	\$7.83		\$8.09	\$8.38	3620	3657	\$48.90		\$69.59		\$393,526
3/4" Meter	0	16	\$41.81	\$0.79	\$7.60	\$7.83		\$8.09	\$8.38	0	2353	\$0.00		\$59.68		\$11,459
3/4" Meter	0	47	\$41.81	\$0.79	\$7.60	\$7.83		\$8.09	\$8.38	0	3276	\$0.00		\$66.69		\$37,614
3/4" Meter	0	90	\$41.81	\$0.79	\$7.60	\$7.83		\$8.09	\$8.38	0	2866	\$0.00		\$63.58		\$68,664
3/4" Meter	0	161	\$41.81	\$0.79	\$7.60	\$7.83		\$8.09	\$8.38	0	5202	\$0.00		\$81.32		\$157,117
3/4" Meter	0	5								0	46192					
3/4" Meter	0	3								0	9492					
1" Meter	331	3	\$71.90	\$0.79	\$7.60	\$7.83		\$8.09	\$8.38	5472	8464	\$93.06		\$136.20		\$374,526
1" Meter	36	25	\$71.90	\$0.79	\$7.60	\$7.83		\$8.09	\$8.38	4869	19512	\$88.48		\$223.49		\$105,269
1" Meter	0	0	\$71.90	\$0.79	\$7.60	\$7.83		\$8.09	\$8.38	0	0	\$0.00		\$0.00		\$0
1" Meter	0	0	\$71.90	\$0.79	\$7.60	\$7.83		\$8.09	\$8.38	0	0	\$0.00		\$0.00		\$0
1-1/2" Meter	1	7	\$141.15	\$0.79	\$7.60	\$7.83		\$8.09	\$8.38	2210	45432	\$142.90		\$509.75		\$44,534
1-1/2" Meter	0	2	\$141.15	\$0.79	\$7.60	\$7.83		\$8.09	\$8.38	0	20178	\$0.00		\$298.18		\$7,156
1-1/2" Meter	0	23	\$141.15	\$0.79	\$7.60	\$7.83		\$8.09	\$8.38	0	13059	\$0.00		\$241.05		\$66,530
2" Meter	0	2	\$202.39	\$0.79	\$7.60	\$7.83		\$8.09	\$8.38	0	23506	\$0.00		\$387.30		\$9,295
2" Meter	0	9	\$202.39	\$0.79	\$7.60	\$7.83		\$8.09	\$8.38	0	11310	\$0.00		\$288.61		\$31,170
2" Meter	0	30	\$202.39	\$0.79	\$7.60	\$7.83		\$8.09	\$8.38	0	19738	\$0.00		\$355.81		\$128,092
2" Meter	0	1	\$202.39	\$0.79	\$7.60	\$7.83		\$8.09	\$8.38	0	18722	\$0.00		\$347.59		\$4,171
2" Meter	0	0	\$202.39	\$0.79	\$7.60	\$7.83		\$8.09	\$8.38	0	0	\$0.00		\$0.00		\$0
3" Meter	0	6	\$266.35	\$0.79	\$7.60	\$7.83		\$8.09	\$8.38	0	70099	\$0.00		\$841.62		\$60,597
3" Meter	0	1	\$266.35	\$0.79	\$7.60	\$7.83		\$8.09	\$8.38	0	28222	\$0.00		\$490.78		\$5,889
4" Meter	0	1	\$705.81	\$0.79	\$7.60	\$7.83		\$8.09	\$8.38	0	103744	\$0.00		\$1,562.95		\$18,755
4" Meter	0	2	\$705.81	\$0.79	\$7.60	\$7.83		\$8.09	\$8.38	0	111722	\$0.00		\$1,629.79		\$39,115
6" Meter	0	1	\$1,331.69	\$0.79	\$7.60	\$7.83		\$8.09	\$8.38	0	826037	\$0.00		\$8,240.15		\$98,882
8" Meter	0	0	\$2,237.24	\$0.79	\$7.60	\$7.83		\$8.09	\$8.38	0	0	\$0.00		\$0.00		\$0
10" Meter	0	0	\$3,196.02	\$0.79	\$7.60	\$7.83		\$8.09	\$8.38	0	0	\$0.00		\$0.00		\$0
Subtotal	3,522	442								27,203	1,404,835					
OUTSIDE CITY CUSTOMERS																
3/4" Meter	27	17	\$52.26	\$0.99	\$9.50	\$9.78		\$10.11	\$10.47	4230	12326	\$66.91		\$169.97		\$56,352
3/4" Meter	340	14	\$52.26	\$0.99	\$9.50	\$9.78		\$10.11	\$10.47	4648	8758	\$70.88		\$135.42		\$311,945
3/4" Meter	114	3	\$52.26	\$0.99	\$9.50	\$9.78		\$10.11	\$10.47	7420	18276	\$97.20		\$229.25		\$141,227
3/4" Meter	0	5	\$52.26	\$0.99	\$9.50	\$9.78		\$10.11	\$10.47	0	11300	\$0.00		\$159.93		\$9,596
3/4" Meter	0	1	\$52.26	\$0.99	\$9.50	\$9.78		\$10.11	\$10.47	0	124425	\$0.00		\$1,340.26		\$16,083
3/4" Meter	0	1	\$52.26	\$0.99	\$9.50	\$9.78		\$10.11	\$10.47	0	250809	\$0.00		\$2,663.81		\$31,966
3/4" Meter	0	2								0	27006	\$0.00		\$194.42		
1" Meter	14	15	\$89.87	\$0.99	\$9.50	\$9.78		\$10.11	\$10.47	5841	13215	\$119.83		\$216.28		\$59,061
1" Meter	0	3	\$89.87	\$0.99	\$9.50	\$9.78		\$10.11	\$10.47	0	12746	\$0.00		\$211.69		\$7,621
1" Meter	0	0	\$89.87	\$0.99	\$9.50	\$9.78		\$10.11	\$10.47	0	0	\$0.00		\$0.00		\$0
1" Meter	0	0	\$89.87	\$0.99	\$9.50	\$9.78		\$10.11	\$10.47	0	0	\$0.00		\$0.00		\$0
1-1/2" Meter	0	8	\$176.43	\$0.99	\$9.50	\$9.78		\$10.11	\$10.47	0	15721	\$0.00		\$327.59		\$31,449
1-1/2" Meter	0	1	\$176.43	\$0.99	\$9.50	\$9.78		\$10.11	\$10.47	0	34656	\$0.00		\$524.34		\$6,292
2" Meter	1	8	\$252.99	\$0.99	\$9.50	\$9.78		\$10.11	\$10.47	225	26468	\$200.00		\$515.15		\$51,854
2" Meter	0	8	\$252.99	\$0.99	\$9.50	\$9.78		\$10.11	\$10.47	0	8585	\$0.00		\$334.51		\$32,113
3" Meter	0	1	\$332.94	\$0.99	\$9.50	\$9.78		\$10.11	\$10.47	0	27278	\$0.00		\$603.58		\$7,243
3" Meter	0	1	\$332.94	\$0.99	\$9.50	\$9.78		\$10.11	\$10.47	0	32833	\$0.00		\$661.76		\$7,941
4" Meter	0	1	\$882.26	\$0.99	\$9.50	\$9.78		\$10.11	\$10.47	0	76144	\$0.00		\$1,664.65		\$19,976
4" Meter	0	2	\$882.26	\$0.99	\$9.50	\$9.78		\$10.11	\$10.47	0	14428	\$0.00		\$1,020.53		\$24,493
6" Meter	0	0	\$1,664.61	\$0.99	\$9.50	\$9.78		\$10.11	\$10.47	0	0	\$0.00		\$0.00		\$0
8" Meter	0	0	\$2,796.55	\$0.99	\$9.50	\$9.78		\$10.11	\$10.47	0	0	\$0.00		\$0.00		\$0
10" Meter	0	0	\$3,995.03	\$0.99	\$9.50	\$9.78		\$10.11	\$10.47	0	0	\$0.00		\$0.00		\$0
Subtotal	496	91								22,364	714,974					
TOTAL	4,018	533														\$4,278,314

FY '29

15.0% increase
3.0% population increase
1.0% commercial connection increase

\$79.42
Comm. Block 1
0 - 10,000
\$55.59

\$40.90
Comm. Block 2
10,001 - 15,000
\$40.90

\$42.29
Comm. Block 3
15,001 - 20,000
\$42.29

Comm. Block 4
> 20,001

SEWER	RESIDENTIAL	COMMERCIAL	<3,000		3,001 - 10,000	10,001 - 15,000	15,001 - 20,000	> 20,001		RESIDENTIAL	COMMERCIAL	RESIDENTIAL		COMMERCIAL		
CUSTOMER TYPE	NUMBER OF CUSTOMERS	NUMBER OF CUSTOMERS	BASE CHARGE (\$/MONTH)	UNIT CHARGE (\$/1000 GAL)	UNIT CHARGE (\$/1000 GAL)	UNIT CHARGE (\$/1000 GAL)	UNIT CHARGE (\$/1000 GAL)	UNIT CHARGE (\$/1000 GAL)	UNIT CHARGE (\$/1000 GAL)	AVERAGE USAGE (GAL/MON)	AVERAGE USAGE (GAL/MON)	AVG UNIT CHARGE PER MONTH (\$)	HISTORIC AVG MONTHLY BILL	AVG UNIT CHARGE PER MONTH (\$)	HISTORIC AVG MONTHLY BILL	TOTAL ANNUAL REVENUE (\$)
INSIDE CITY CUSTOMERS																
3/4" Meter	929	1	\$43.71	\$0.83	\$7.94	\$8.18		\$8.46	\$8.76	7000	9821	\$77.96			\$121.70	\$870,577
3/4" Meter	1635	2	\$43.71	\$0.83	\$7.94	\$8.18		\$8.46	\$8.76	4032	2231	\$54.39			\$61.42	\$1,068,606
3/4" Meter	685	4	\$43.71	\$0.83	\$7.94	\$8.18		\$8.46	\$8.76	3620	3657	\$51.12			\$72.75	\$423,681
3/4" Meter	0	16	\$43.71	\$0.83	\$7.94	\$8.18		\$8.46	\$8.76	0	2353	\$0.00			\$62.39	\$11,979
3/4" Meter	0	47	\$43.71	\$0.83	\$7.94	\$8.18		\$8.46	\$8.76	0	3276	\$0.00			\$69.72	\$39,324
3/4" Meter	0	91	\$43.71	\$0.83	\$7.94	\$8.18		\$8.46	\$8.76	0	2866	\$0.00			\$66.47	\$72,582
3/4" Meter	0	163	\$43.71	\$0.83	\$7.94	\$8.18		\$8.46	\$8.76	0	5202	\$0.00			\$85.02	\$166,299
3/4" Meter	0	5								0	46192					
3/4" Meter	0	3								0	9492					
1" Meter	341	3	\$75.17	\$0.83	\$7.94	\$8.18		\$8.46	\$8.76	5472	8464	\$97.29			\$142.39	\$403,224
1" Meter	37	25	\$75.17	\$0.83	\$7.94	\$8.18		\$8.46	\$8.76	4869	19512	\$92.50			\$233.65	\$111,163
1" Meter	0	0	\$75.17	\$0.83	\$7.94	\$8.18		\$8.46	\$8.76	0	0	\$0.00			\$0.00	\$0
1" Meter	0	0	\$75.17	\$0.83	\$7.94	\$8.18		\$8.46	\$8.76	0	0	\$0.00			\$0.00	\$0
1-1/2" Meter	1	7	\$147.56	\$0.83	\$7.94	\$8.18		\$8.46	\$8.76	2210	45432	\$149.40			\$532.92	\$46,558
1-1/2" Meter	0	2	\$147.56	\$0.83	\$7.94	\$8.18		\$8.46	\$8.76	0	20178	\$0.00			\$311.73	\$7,482
1-1/2" Meter	0	23	\$147.56	\$0.83	\$7.94	\$8.18		\$8.46	\$8.76	0	13059	\$0.00			\$252.01	\$69,554
2" Meter	0	2	\$211.59	\$0.83	\$7.94	\$8.18		\$8.46	\$8.76	0	23506	\$0.00			\$404.91	\$9,718
2" Meter	0	9	\$211.59	\$0.83	\$7.94	\$8.18		\$8.46	\$8.76	0	11310	\$0.00			\$301.73	\$32,586
2" Meter	0	30	\$211.59	\$0.83	\$7.94	\$8.18		\$8.46	\$8.76	0	19738	\$0.00			\$371.98	\$133,914
2" Meter	0	1	\$211.59	\$0.83	\$7.94	\$8.18		\$8.46	\$8.76	0	18722	\$0.00			\$363.39	\$4,361
2" Meter	0	0	\$211.59	\$0.83	\$7.94	\$8.18		\$8.46	\$8.76	0	0	\$0.00			\$0.00	\$0
3" Meter	0	6	\$278.46	\$0.83	\$7.94	\$8.18		\$8.46	\$8.76	0	70099	\$0.00			\$879.87	\$63,351
3" Meter	0	1	\$278.46	\$0.83	\$7.94	\$8.18		\$8.46	\$8.76	0	28222	\$0.00			\$513.08	\$6,157
4" Meter	0	1	\$737.89	\$0.83	\$7.94	\$8.18		\$8.46	\$8.76	0	103744	\$0.00			\$1,633.99	\$19,608
4" Meter	0	2	\$737.89	\$0.83	\$7.94	\$8.18		\$8.46	\$8.76	0	111722	\$0.00			\$1,703.87	\$40,893
6" Meter	0	1	\$1,392.22	\$0.83	\$7.94	\$8.18		\$8.46	\$8.76	0	826037	\$0.00			\$8,614.71	\$103,376
8" Meter	0	0	\$2,338.93	\$0.83	\$7.94	\$8.18		\$8.46	\$8.76	0	0	\$0.00			\$0.00	\$0
10" Meter	0	0	\$3,341.30	\$0.83	\$7.94	\$8.18		\$8.46	\$8.76	0	0	\$0.00			\$0.00	\$0
Subtotal	3,628	445								27,203	1,404,835					
OUTSIDE CITY CUSTOMERS																
3/4" Meter	28	17	\$54.63	\$1.04	\$9.93	\$10.23		\$10.57	\$10.95	4230	12326	\$69.95			\$177.69	\$59,753
3/4" Meter	350	14	\$54.63	\$1.04	\$9.93	\$10.23		\$10.57	\$10.95	4648	8758	\$74.10			\$141.58	\$335,017
3/4" Meter	117	3	\$54.63	\$1.04	\$9.93	\$10.23		\$10.57	\$10.95	7420	18276	\$101.62			\$239.67	\$151,305
3/4" Meter	0	5	\$54.63	\$1.04	\$9.93	\$10.23		\$10.57	\$10.95	0	11300	\$0.00			\$167.20	\$10,032
3/4" Meter	0	1	\$54.63	\$1.04	\$9.93	\$10.23		\$10.57	\$10.95	0	124425	\$0.00			\$1,401.18	\$16,814
3/4" Meter	0	1	\$54.63	\$1.04	\$9.93	\$10.23		\$10.57	\$10.95	0	250809	\$0.00			\$2,784.89	\$33,419
3/4" Meter	0	2								0	27006	\$0.00			\$203.26	
1" Meter	14	15	\$93.96	\$1.04	\$9.93	\$10.23		\$10.57	\$10.95	5841	13215	\$125.27			\$226.11	\$61,745
1" Meter	0	3	\$93.96	\$1.04	\$9.93	\$10.23		\$10.57	\$10.95	0	12746	\$0.00			\$221.31	\$7,967
1" Meter	0	0	\$93.96	\$1.04	\$9.93	\$10.23		\$10.57	\$10.95	0	0	\$0.00			\$0.00	\$0
1" Meter	0	0	\$93.96	\$1.04	\$9.93	\$10.23		\$10.57	\$10.95	0	0	\$0.00			\$0.00	\$0
1-1/2" Meter	0	8	\$184.45	\$1.04	\$9.93	\$10.23		\$10.57	\$10.95	0	15721	\$0.00			\$342.48	\$32,878
1-1/2" Meter	0	1	\$184.45	\$1.04	\$9.93	\$10.23		\$10.57	\$10.95	0	34656	\$0.00			\$548.18	\$6,578
2" Meter	1	8	\$264.49	\$1.04	\$9.93	\$10.23		\$10.57	\$10.95	225	26468	\$200.00			\$538.56	\$54,102
2" Meter	0	8	\$264.49	\$1.04	\$9.93	\$10.23		\$10.57	\$10.95	0	8585	\$0.00			\$349.72	\$33,573
3" Meter	0	1	\$348.08	\$1.04	\$9.93	\$10.23		\$10.57	\$10.95	0	27278	\$0.00			\$631.02	\$7,572
3" Meter	0	1	\$348.08	\$1.04	\$9.93	\$10.23		\$10.57	\$10.95	0	32833	\$0.00			\$691.84	\$8,302
4" Meter	0	1	\$922.36	\$1.04	\$9.93	\$10.23		\$10.57	\$10.95	0	76144	\$0.00			\$1,740.31	\$20,884
4" Meter	0	2	\$922.36	\$1.04	\$9.93	\$10.23		\$10.57	\$10.95	0	14428	\$0.00			\$1,066.92	\$25,606
6" Meter	0	0	\$1,740.27	\$1.04	\$9.93	\$10.23		\$10.57	\$10.95	0	0	\$0.00			\$0.00	\$0
8" Meter	0	0	\$2,923.66	\$1.04	\$9.93	\$10.23		\$10.57	\$10.95	0	0	\$0.00			\$0.00	\$0
10" Meter	0	0	\$4,176.62	\$1.04	\$9.93	\$10.23		\$10.57	\$10.95	0	0	\$0.00			\$0.00	\$0
Subtotal	510	91								22,364	714,974					
TOTAL	4,138	536														\$4,570,543

FY '30

15.0% increase
3.0% population increase
1.0% commercial connection increase

\$79.42
Comm. Block 1
0 - 10,000
\$55.59

\$40.90
Comm. Block 2
10,001 - 15,000
\$40.90

\$42.29
Comm. Block 3
15,001 - 20,000
\$42.29

Comm. Block 4
> 20,001

SEWER	RESIDENTIAL	COMMERCIAL	<3,000		3,001 - 10,000	10,001 - 15,000	15,001 - 20,000	> 20,001		RESIDENTIAL	COMMERCIAL	RESIDENTIAL		COMMERCIAL		
CUSTOMER TYPE	NUMBER OF CUSTOMERS	NUMBER OF CUSTOMERS	BASE CHARGE (\$/MONTH)	UNIT CHARGE (\$/1000 GAL)	UNIT CHARGE (\$/1000 GAL)	UNIT CHARGE (\$/1000 GAL)	UNIT CHARGE (\$/1000 GAL)	UNIT CHARGE (\$/1000 GAL)	UNIT CHARGE (\$/1000 GAL)	AVERAGE USAGE (GAL/MON)	AVERAGE USAGE (GAL/MON)	AVG UNIT CHARGE PER MONTH (\$)	HISTORIC AVG MONTHLY BILL	AVG UNIT CHARGE PER MONTH (\$)	HISTORIC AVG MONTHLY BILL	TOTAL ANNUAL REVENUE (\$)
INSIDE CITY CUSTOMERS																
3/4" Meter	957	1	\$43.71	\$0.83	\$7.94	\$8.18		\$8.46	\$8.76	7000	9821	\$77.96		\$121.70		\$896,773
3/4" Meter	1684	2	\$43.71	\$0.83	\$7.94	\$8.18		\$8.46	\$8.76	4032	2231	\$54.39		\$61.42		\$1,100,588
3/4" Meter	706	4	\$43.71	\$0.83	\$7.94	\$8.18		\$8.46	\$8.76	3620	3657	\$51.12		\$72.75		\$436,563
3/4" Meter	0	16	\$43.71	\$0.83	\$7.94	\$8.18		\$8.46	\$8.76	0	2353	\$0.00		\$62.39		\$11,979
3/4" Meter	0	47	\$43.71	\$0.83	\$7.94	\$8.18		\$8.46	\$8.76	0	3276	\$0.00		\$69.72		\$39,324
3/4" Meter	0	92	\$43.71	\$0.83	\$7.94	\$8.18		\$8.46	\$8.76	0	2866	\$0.00		\$66.47		\$73,380
3/4" Meter	0	165	\$43.71	\$0.83	\$7.94	\$8.18		\$8.46	\$8.76	0	5202	\$0.00		\$85.02		\$168,339
3/4" Meter	0	5								0	46192					
3/4" Meter	0	3								0	9492					
1" Meter	351	3	\$75.17	\$0.83	\$7.94	\$8.18		\$8.46	\$8.76	5472	8464	\$97.29		\$142.39		\$414,899
1" Meter	38	25	\$75.17	\$0.83	\$7.94	\$8.18		\$8.46	\$8.76	4869	19512	\$92.50		\$233.65		\$112,273
1" Meter	0	0	\$75.17	\$0.83	\$7.94	\$8.18		\$8.46	\$8.76	0	0	\$0.00		\$0.00		\$0
1" Meter	0	0	\$75.17	\$0.83	\$7.94	\$8.18		\$8.46	\$8.76	0	0	\$0.00		\$0.00		\$0
1-1/2" Meter	1	7	\$147.56	\$0.83	\$7.94	\$8.18		\$8.46	\$8.76	2210	45432	\$149.40		\$532.92		\$46,558
1-1/2" Meter	0	2	\$147.56	\$0.83	\$7.94	\$8.18		\$8.46	\$8.76	0	20178	\$0.00		\$311.73		\$7,482
1-1/2" Meter	0	23	\$147.56	\$0.83	\$7.94	\$8.18		\$8.46	\$8.76	0	13059	\$0.00		\$252.01		\$69,554
2" Meter	0	2	\$211.59	\$0.83	\$7.94	\$8.18		\$8.46	\$8.76	0	23506	\$0.00		\$404.91		\$9,718
2" Meter	0	9	\$211.59	\$0.83	\$7.94	\$8.18		\$8.46	\$8.76	0	11310	\$0.00		\$301.73		\$32,586
2" Meter	0	30	\$211.59	\$0.83	\$7.94	\$8.18		\$8.46	\$8.76	0	19738	\$0.00		\$371.98		\$133,914
2" Meter	0	1	\$211.59	\$0.83	\$7.94	\$8.18		\$8.46	\$8.76	0	18722	\$0.00		\$363.39		\$4,361
2" Meter	0	0	\$211.59	\$0.83	\$7.94	\$8.18		\$8.46	\$8.76	0	0	\$0.00		\$0.00		\$0
3" Meter	0	6	\$278.46	\$0.83	\$7.94	\$8.18		\$8.46	\$8.76	0	70099	\$0.00		\$879.87		\$63,351
3" Meter	0	1	\$278.46	\$0.83	\$7.94	\$8.18		\$8.46	\$8.76	0	28222	\$0.00		\$513.08		\$6,157
4" Meter	0	1	\$737.89	\$0.83	\$7.94	\$8.18		\$8.46	\$8.76	0	103744	\$0.00		\$1,633.99		\$19,608
4" Meter	0	2	\$737.89	\$0.83	\$7.94	\$8.18		\$8.46	\$8.76	0	111722	\$0.00		\$1,703.87		\$40,893
6" Meter	0	1	\$1,392.22	\$0.83	\$7.94	\$8.18		\$8.46	\$8.76	0	826037	\$0.00		\$8,614.71		\$103,376
8" Meter	0	0	\$2,338.93	\$0.83	\$7.94	\$8.18		\$8.46	\$8.76	0	0	\$0.00		\$0.00		\$0
10" Meter	0	0	\$3,341.30	\$0.83	\$7.94	\$8.18		\$8.46	\$8.76	0	0	\$0.00		\$0.00		\$0
Subtotal	3,737	448								27,203	1,404,835					
OUTSIDE CITY CUSTOMERS																
3/4" Meter	29	17	\$54.63	\$1.04	\$9.93	\$10.23		\$10.57	\$10.95	4230	12326	\$69.95		\$177.69		\$60,593
3/4" Meter	361	14	\$54.63	\$1.04	\$9.93	\$10.23		\$10.57	\$10.95	4648	8758	\$74.10		\$141.58		\$344,798
3/4" Meter	121	3	\$54.63	\$1.04	\$9.93	\$10.23		\$10.57	\$10.95	7420	18276	\$101.62		\$239.67		\$156,183
3/4" Meter	0	5	\$54.63	\$1.04	\$9.93	\$10.23		\$10.57	\$10.95	0	11300	\$0.00		\$167.20		\$10,032
3/4" Meter	0	1	\$54.63	\$1.04	\$9.93	\$10.23		\$10.57	\$10.95	0	124425	\$0.00		\$1,401.18		\$16,814
3/4" Meter	0	1	\$54.63	\$1.04	\$9.93	\$10.23		\$10.57	\$10.95	0	250809	\$0.00		\$2,784.89		\$33,419
3/4" Meter	0	2								0	27006	\$0.00		\$203.26		
1" Meter	14	15	\$93.96	\$1.04	\$9.93	\$10.23		\$10.57	\$10.95	5841	13215	\$125.27		\$226.11		\$61,745
1" Meter	0	3	\$93.96	\$1.04	\$9.93	\$10.23		\$10.57	\$10.95	0	12746	\$0.00		\$221.31		\$7,967
1" Meter	0	0	\$93.96	\$1.04	\$9.93	\$10.23		\$10.57	\$10.95	0	0	\$0.00		\$0.00		\$0
1" Meter	0	0	\$93.96	\$1.04	\$9.93	\$10.23		\$10.57	\$10.95	0	0	\$0.00		\$0.00		\$0
1-1/2" Meter	0	8	\$184.45	\$1.04	\$9.93	\$10.23		\$10.57	\$10.95	0	15721	\$0.00		\$342.48		\$32,878
1-1/2" Meter	0	1	\$184.45	\$1.04	\$9.93	\$10.23		\$10.57	\$10.95	0	34656	\$0.00		\$548.18		\$6,578
2" Meter	1	8	\$264.49	\$1.04	\$9.93	\$10.23		\$10.57	\$10.95	225	26468	\$200.00		\$538.56		\$54,102
2" Meter	0	8	\$264.49	\$1.04	\$9.93	\$10.23		\$10.57	\$10.95	0	8585	\$0.00		\$349.72		\$33,573
3" Meter	0	1	\$348.08	\$1.04	\$9.93	\$10.23		\$10.57	\$10.95	0	27278	\$0.00		\$631.02		\$7,572
3" Meter	0	1	\$348.08	\$1.04	\$9.93	\$10.23		\$10.57	\$10.95	0	32833	\$0.00		\$691.84		\$8,302
4" Meter	0	1	\$922.36	\$1.04	\$9.93	\$10.23		\$10.57	\$10.95	0	76144	\$0.00		\$1,740.31		\$20,884
4" Meter	0	2	\$922.36	\$1.04	\$9.93	\$10.23		\$10.57	\$10.95	0	14428	\$0.00		\$1,066.92		\$25,606
6" Meter	0	0	\$1,740.27	\$1.04	\$9.93	\$10.23		\$10.57	\$10.95	0	0	\$0.00		\$0.00		\$0
8" Meter	0	0	\$2,923.66	\$1.04	\$9.93	\$10.23		\$10.57	\$10.95	0	0	\$0.00		\$0.00		\$0
10" Meter	0	0	\$4,176.62	\$1.04	\$9.93	\$10.23		\$10.57	\$10.95	0	0	\$0.00		\$0.00		\$0
Subtotal	526	91								22,364	714,974					
TOTAL	4,263	539													\$4,672,723	

RATE ANALYSIS FOR POTABLE WATER SYSTEM
UTILITY RATE ANALYSIS
CITY OF GREEN COVE SPRINGS
January 2024
Mittauer & Associates, Inc. Project No. 8905-64-1

ESTIMATED ANNUAL EXPENDITURES

Rate Increase	6.0%	3.0%	20.0%	20.0%	3.0%	5.0%	5.0%	15.0%
Population Increase	3.0%	3.0%	3.0%	3.0%	3.0%	3.0%	3.0%	3.0%
Commercial Connection Increase	1.0%	1.0%	1.0%	1.0%	1.0%	1.0%	1.0%	1.0%
O&M and Transfer Inflation or Annual Increase			2.0%	2.0%	2.0%	2.0%	2.0%	2.0%
	FY '23	FY '24	FY '25	FY '26	FY '27	FY '28	FY '29	FY '30
DESCRIPTION	AMOUNT	AMOUNT	AMOUNT	AMOUNT	AMOUNT	AMOUNT	AMOUNT	AMOUNT
Operation & Maintenance Costs - Personal Services	\$ 859,328	\$ 1,044,053	\$ 1,064,934	\$ 1,086,233	\$ 1,107,957	\$ 1,130,117	\$ 1,152,719	\$ 1,175,773
Operation & Maintenance Costs - Operating Expenses	\$ 728,366	\$ 676,700	\$ 690,234	\$ 704,039	\$ 718,119	\$ 732,482	\$ 747,131	\$ 762,074
Debt Service (including financing reserves)	\$ 198,600	\$ 198,600	\$ 290,100	\$ 414,200	\$ 414,200	\$ 499,900	\$ 499,900	\$ 814,300
Reserve (Short-lived Assets + Operating Reserve)								
Capital Outlay (Non-Financed Capital Improvements)	\$ 393,340	\$ 30,000	\$ 30,000	\$ 35,000	\$ 40,000	\$ 50,000	\$ 60,000	\$ 70,000
Cost Recovery & Alloc. (Intrafund Transfers)	\$ 140,176	\$ 157,500	\$ 157,500	\$ 160,650	\$ 163,863	\$ 167,140	\$ 170,483	\$ 173,893
Customer Serv. Alloc. (Intrafund Transfers)	\$ 134,837	\$ 136,300	\$ 136,300	\$ 139,026	\$ 141,807	\$ 144,643	\$ 147,536	\$ 150,486
General Fund Transfer (Intrafund Transfers)	\$ 100,000	\$ 120,000	\$ 120,000	\$ 122,400	\$ 124,848	\$ 127,345	\$ 129,892	\$ 132,490
REQUIRED ANNUAL REVENUE	\$ 2,554,647	\$ 2,363,153	\$ 2,489,068	\$ 2,661,547	\$ 2,710,794	\$ 2,851,626	\$ 2,907,661	\$ 3,279,016

SUMMARY

	FY '23	FY '24	FY '25	FY '26	FY '27	FY '28	FY '29	FY '30
DESCRIPTION	AMOUNT	AMOUNT	AMOUNT	AMOUNT	AMOUNT	AMOUNT	AMOUNT	AMOUNT
Estimated Expenditures	\$ 2,554,647	\$ 2,363,153	\$ 2,489,068	\$ 2,661,547	\$ 2,710,794	\$ 2,851,626	\$ 2,907,661	\$ 3,279,016
Estimated Revenue	\$ 2,193,232	\$ 2,095,500	\$ 2,317,858	\$ 2,761,961	\$ 2,890,766	\$ 2,995,375	\$ 3,046,156	\$ 3,336,039
Difference	\$ (361,415)	\$ (267,653)	\$ (171,210)	\$ 100,414	\$ 179,972	\$ 143,749	\$ 138,495	\$ 57,023
Beginning Year Balance		\$ 337,613.00	\$ 69,960.00	\$ (101,250.28)	\$ (836.36)	\$ 179,135.52	\$ 322,884.76	\$ 461,379.59
End of Year Balance	\$ 337,613.00	\$ 69,960.00	\$ (101,250.28)	\$ (836.36)	\$ 179,135.52	\$ 322,884.76	\$ 461,379.59	\$ 518,402.59
Residential Flow (gpd-AADF)	642,403	661,593	681,353	701,729	722,805	744,200	766,328	789,358
Commercial Flow (gpd-AADF)	236,885	237,160	237,436	237,711	237,987	238,262	238,538	238,813
Residential Irrigation Flow (gpd-AADF)	313,176	313,176	248,571	248,571	248,571	248,571	248,571	248,571
Commercial Irrigation Flow (gpd-AADF)	68,633	68,633	68,633	68,633	68,633	68,633	68,633	68,633
Total Flow (gpd-AADF)	1,261,097	1,280,563	1,235,993	1,256,644	1,277,996	1,299,666	1,322,071	1,345,375
CCUA Bulk Feed (gpd-AADF)			232,877	232,877	232,877	232,877	232,877	232,877
CUP Projections (gpd-AADF)			975,770	991,096	1,006,423	1,021,749	1,037,076	1,052,402
Total Water Use-CUP (gpd-AADF)			1,208,647	1,223,973	1,239,300	1,254,626	1,269,953	1,285,279
Total Residential Connections (rate)	3,541	3,647	3,756	3,868	3,984	4,102	4,224	4,351
Total Residential Connections (CUP)			3,578	3,621	3,664	3,707	3,750	3,793

Financing Needs
CR 209S (Beverd) + CR 315 + S. Serv. Area WM Reloc/Ext.
DESIGN-CONSTRUCTION LOAN
Principal = \$ 1,050,000.00
Grant = \$ 0
Net Loan = \$ 1,050,000.00
Term = 20
Rate = 6.00%
PMT Start FY '25 = (\$91,543.78)
Reynolds HS Pump & GST 3 & Mag Pt RW Extension
DESIGN LOAN
Principal = \$ 2,171,400.00
Grant = \$ -
Net Loan = \$ 2,171,400.00
Term = 20
Rate = 1.31%
PMT Start FY '26 = (\$124,118.59)
Rev. HS Pump and GST 3 - Fire Protection
CONSTRUCTION LOAN
Principal = \$ 1,500,000.00
Grant = \$ -
Net Loan = \$ 1,500,000.00
Term = 20
Rate = 1.31%
PMT Start FY '28= (\$85,740.94)
Rev. WTP 16" Well(s)
DESIGN-CONSTRUCTION LOAN
Principal = \$ 5,500,000.00
Grant = \$ -
Net Loan = \$ 5,500,000.00
Term = 20
Rate = 1.31%
PMT Start FY '30= (\$314,383.46)

FY'24 CIP Finance Total = \$ 10,221,400.00
Programmed Financed = \$ 10,221,400.00

ESTIMATED ANNUAL REVENUES

	FY '23	FY '24	FY '25	FY '26	FY '27	FY '28	FY '29	FY '30
DESCRIPTION	AMOUNT	AMOUNT	AMOUNT	AMOUNT	AMOUNT	AMOUNT	AMOUNT	AMOUNT
Residential Use	\$ 960,033	\$ 1,018,346	\$ 1,258,402	\$ 1,537,223	\$ 1,630,708	\$ 1,711,458	\$ 1,762,238	\$ 1,987,970
Commercial Use	\$ 346,235	\$ 368,096	\$ 442,397	\$ 507,723	\$ 523,797	\$ 534,827	\$ 534,827	\$ 534,827
Residential & Commercial Irrigation Use	\$ 561,329	\$ 578,365	\$ 541,559	\$ 641,515	\$ 660,761	\$ 673,591	\$ 673,591	\$ 737,743
Water Sales (Modeled)	\$ 1,867,596.33	\$ 1,964,807.33	\$ 2,242,357.78	\$ 2,686,461.34	\$ 2,815,266.24	\$ 2,919,875.50	\$ 2,970,655.62	\$ 3,260,538.99
Water Sales (Actual or budgeted)	\$ 2,060,686.71	\$ 2,000,000.00						
Water Taps	\$ 21,750.00	\$ 10,000.00	\$ 10,000.00	\$ 10,000.00	\$ 10,000.00	\$ 10,000.00	\$ 10,000.00	\$ 10,000.00
Water Dept. Services	\$ 30.00	\$ 6,000.00	\$ 6,000.00	\$ 6,000.00	\$ 6,000.00	\$ 6,000.00	\$ 6,000.00	\$ 6,000.00
Interest - FSBA	\$ 33,544.03	\$ 30,000.00	\$ 30,000.00	\$ 30,000.00	\$ 30,000.00	\$ 30,000.00	\$ 30,000.00	\$ 30,000.00
Transfers In (Gen Fund)	\$ 27,201.92	\$ -	\$ -	\$ -	\$ -	\$ -	\$ -	\$ -
Fire Protection Fees	\$ 14,372.50	\$ 15,000.00	\$ 15,000.00	\$ 15,000.00	\$ 15,000.00	\$ 15,000.00	\$ 15,000.00	\$ 15,000.00
Late Fees + Bad Debts Collected	\$ 5,739.40	\$ 12,500.00	\$ 12,500.00	\$ 12,500.00	\$ 12,500.00	\$ 12,500.00	\$ 12,500.00	\$ 12,500.00
Misc. Fees	\$ 8,497.41	\$ 1,000.00	\$ 1,000.00	\$ 1,000.00	\$ 1,000.00	\$ 1,000.00	\$ 1,000.00	\$ 1,000.00
Subtotal	\$ 2,171,822	\$ 2,074,500	\$ 2,316,858	\$ 2,760,961	\$ 2,889,766	\$ 2,994,375	\$ 3,046,156	\$ 3,336,039
Extension Reimbursement	\$ 18,500.00	\$ 20,000.00						
Sale of Surplus	\$ 2,910.00	\$ 1,000.00	\$ 1,000.00	\$ 1,000.00	\$ 1,000.00	\$ 1,000.00	\$ 1,000.00	\$ 1,000.00
Private Developer	\$ -	\$ -						
Subtotal	\$ 21,410	\$ 21,000	\$ 1,000	\$ 1,000	\$ 1,000	\$ 1,000	\$ 1,000	\$ 1,000
TOTAL	\$ 2,193,232	\$ 2,095,500	\$ 2,317,858	\$ 2,761,961	\$ 2,890,766	\$ 2,995,375	\$ 3,046,156	\$ 3,336,039
Developer Agreement Fees	\$ -	\$ 30,000.00						
Interest - WITF	\$ -	\$ -						
Impact Fees	\$ 40,720.00	\$ 30,000.00						
Subtotal	\$ 40,720	\$ 60,000	\$ -	\$ -	\$ -	\$ -	\$ -	\$ -
Residential Connections (In City)	3,005	3,095	3,188	3,283	3,382	3,483	3,587	3,695
Residential Connections (Out of City)	536	552	568	585	602	619	637	656
Commercial Connections (In City)	382	384	386	388	390	392	394	396
Commercial Connections (Out of City)	92	92	92	92	92	92	92	92
Residential Irrigation Connections (In City)	634	634	634	634	634	634	634	634
Residential Irrigation Connections (Out of City)	280	280	10	10	10	10	10	10
Commercial Irrigation Connections (In City)	91	91	91	91	91	91	91	91
Commercial Irrigation Connections (Out of City)	22	22	22	22	22	22	22	22
CIP (Non-Financed)	\$ 80,000.00	\$ 30,000.00	\$ 35,000.00	\$ 40,000.00	\$ 40,000.00	\$ 40,000.00	\$ 40,000.00	\$ 40,000.00
CIP (Financed)	\$ 2,066,500.00	\$ 3,000,000.00	\$ 2,500,000.00	\$ 3,100,000.00	\$ 3,100,000.00	\$ 3,100,000.00	\$ 3,100,000.00	\$ 3,100,000.00

\$2.93	\$3.03	\$3.11	
\$2.93	\$3.03	\$3.11	
\$2.93	\$3.03	\$3.11	
\$2.93	\$3.03	\$3.11	
			44,709

IRRIGATION	RESIDENTIAL	COMMERCIAL	Block 1					Block 2		Block 3		Block 4		Block 5		RESIDENTIAL		COMMERCIAL		RESIDENTIAL		COMMERCIAL		TOTAL ANNUAL REVENUE (\$)	residential	commercial	residential	GP
	NUMBER OF CUSTOMERS	NUMBER OF CUSTOMERS	BASE CHARGE (\$/MONTH)	UNIT CHARGE (\$/1000 GAL)	UNIT CHARGE (\$/1000 GAL)	UNIT CHARGE (\$/1000 GAL)	UNIT CHARGE (\$/1000 GAL)	UNIT CHARGE (\$/1000 GAL)	UNIT CHARGE (\$/1000 GAL)	AVERAGE USAGE (GAL/MON)	AVERAGE USAGE (GAL/MON)	AVG UNIT CHARGE PER MONTH (\$)	HISTORIC AVG MONTHLY BILL	AVG UNIT CHARGE PER MONTH (\$)	HISTORIC AVG MONTHLY BILL													
INSIDE CITY CUSTOMERS																												
3/4" Meter (Res: 60/Comm:96)	493	3	\$13.43	\$2.34	\$2.42	\$3.08	\$4.03		13,026.0		15,814	\$44.15		\$51.44	\$263,060	\$261,209	\$1,852	77,061,816										
3/4" Meter (Res: 68/Comm:70)	91	9	\$13.43	\$2.34	\$2.42	\$3.08	\$4.03		6,021		7,440	\$27.52		\$30.84	\$33,382	\$30,051	\$3,331	6,574,932										
3/4" Meter (Res: 68/Comm:70)	18	20	\$13.43	\$2.34	\$2.42	\$3.08	\$4.03		1,648		2,319	\$17.29		\$18.86	\$8,259	\$3,734	\$4,526	355,968										
3/4" Meter (Res: 68/Comm:70)		1	\$13.43	\$2.34	\$2.42	\$3.08	\$4.03					\$0.00		\$13.43	\$161	\$0	\$161	-										
1" Meter (Res: 61/Comm:71)	32	7	\$19.94	\$2.34	\$2.42	\$3.08	\$4.03		15,964		14,444	\$58.41		\$54.09	\$26,973	\$22,429	\$4,544	6,130,176										
1" Meter (Res: /Comm:97)		18	\$19.94	\$2.34	\$2.42	\$3.08	\$4.03				15,077	\$0.00		\$55.68	\$12,026	\$0	\$12,026	-										
1-1/2" Meter (Res: /Comm:73)		1	\$28.39	\$2.34	\$2.42	\$3.08	\$4.03					\$0.00		\$28.39	\$341	\$0	\$341	-										
1-1/2" Meter (Res: /Comm:73)		6	\$28.39	\$2.34	\$2.42	\$3.08	\$4.03				22,680	\$0.00		\$90.09	\$6,487	\$0	\$6,487	-										
2" Meter (Res: 69/Comm:74)		3	\$39.28	\$2.34	\$2.42	\$3.08	\$4.03				140,218	\$0.00		\$574.66	\$20,688	\$0	\$20,688	-										
2" Meter (Res: 49/Comm:)		1	\$39.28	\$2.34	\$2.42	\$3.08	\$4.03				92,556	\$0.00		\$382.58	\$4,591	\$0	\$4,591	-										
2" Meter (Res: 49/Comm:)		5	\$39.28	\$2.34	\$2.42	\$3.08	\$4.03				69,880	\$0.00		\$291.20	\$17,472	\$0	\$17,472	-										
2" Meter (Res: 49/Comm:)		15	\$39.28	\$2.34	\$2.42	\$3.08	\$4.03				6,206	\$0.00		\$53.80	\$9,684	\$0	\$9,684	-										
3" Meter (Res: /Comm:63)		2	\$53.71	\$2.34	\$2.42	\$3.08	\$4.03				45,144	\$0.00		\$205.94	\$4,943	\$0	\$4,943	-										
4" Meter (Res: /Comm:)			\$214.82	\$2.34	\$2.42	\$3.08	\$4.03					\$0.00		\$0.00	\$0	\$0	\$0	-										
6" Meter (Res: /Comm:)			\$396.12	\$2.34	\$2.42	\$3.08	\$4.03					\$0.00		\$0.00	\$0	\$0	\$0	-										
8" Meter (Res:/Comm:)			\$563.97	\$2.34	\$2.42	\$3.08	\$4.03					\$0.00		\$0.00	\$0	\$0	\$0	-										
10" Meter (Res:/Comm:)			\$738.53	\$2.34	\$2.42	\$3.08	\$4.03					\$0.00		\$0.00	\$0	\$0	\$0	-										
	634	91							36659	431778						\$317,423	\$90,644	90,122,892										
OUTSIDE CITY CUSTOMERS																												
				\$29.25	\$15.13	\$19.25																						
3/4" Meter (Res: 50/Comm:30)	270	8	\$16.79	\$2.93	\$3.03	\$3.85	\$5.04		7,278		7,631	\$38.08		\$39.11	\$127,119	\$123,365	\$3,754	23,580,720										
3/4" Meter (Res: 50/Comm:30)	9	2	\$16.79	\$2.93	\$3.03	\$3.85	\$5.04		5,193		2,460	\$31.98		\$23.98	\$4,029	\$3,454	\$576	560,844										
1" Meter (Res:48/Comm:31)	1	7	\$24.93	\$2.93	\$3.03	\$3.85	\$5.04		3,731		5,514	\$35.84		\$41.05	\$3,879	\$430	\$3,448	44,772										
1-1/2" Meter (Res: /Comm:)		1	\$35.49	\$2.93	\$3.03	\$3.85	\$5.04				256,500	\$0.00		\$1,290.48	\$15,486	\$0	\$15,486	-										
2" Meter (Res: /Comm:67)		4	\$49.10	\$2.93	\$3.03	\$3.85	\$5.04				2,797	\$0.00		\$57.28	\$2,749	\$0	\$2,749	-										
3" Meter (Res:/Comm:)			\$67.14	\$2.93	\$3.03	\$3.85	\$5.04					\$0.00		\$0.00	\$0	\$0	\$0	-										
4" Meter (Res: /Comm:)			\$268.53	\$2.93	\$3.03	\$3.85	\$5.04					\$0.00		\$0.00	\$0	\$0	\$0	-										
6" Meter (Res: /Comm:)			\$495.15	\$2.93	\$3.03	\$3.85	\$5.04					\$0.00		\$0.00	\$0	\$0	\$0	-										
8" Meter (Res:/Comm:)			\$704.96	\$2.93	\$3.03	\$3.85	\$5.04					\$0.00		\$0.00	\$0	\$0	\$0	-										
10" Meter (Res:/Comm:)			\$923.16	\$2.93	\$3.03	\$3.85	\$5.04					\$0.00		\$0.00	\$0	\$0	\$0	-										
	280	22							16,202	274,902						\$127,249	\$26,014	24,186,336										
TOTAL	914	113													\$561,329	\$444,671	\$116,658											

DRAFT

FY '24

3.0% rate increase
3.0% population increase
1.0% commercial connection increase

	3.0%	rate increase			\$23.48	\$12.05		\$12.46										
	3.0%	population increase			Comm. Block 1	Comm. Block 2	Comm. Block 3	Comm. Block 4										
	1.0%	commercial connection increase			0 - 10,000	10,001 - 15,000	15,001 - 20,000	> 20,001										
					\$2.16	\$16.44	\$12.05	\$12.46										
					Resid. Block 1	Resid. Block 2	Resid. Block 3	Resid. Block 4	Resid. Block 5									
					<3,000	3,001 - 10,000	10,001 - 15,000	15,001 - 20,000	> 20,001									
WATER	RESIDENTIAL	COMMERCIAL								RESIDENTIAL	COMMERCIAL		RESIDENTIAL		COMMERCIAL			
CUSTOMER TYPE	NUMBER OF CUSTOMERS	NUMBER OF CUSTOMERS	BASE CHARGE (\$/MONTH)	UNIT CHARGE (\$/1000 GAL)	UNIT CHARGE (\$/1000 GAL)	UNIT CHARGE (\$/1000 GAL)	UNIT CHARGE (\$/1000 GAL)	UNIT CHARGE (\$/1000 GAL)	UNIT CHARGE (\$/1000 GAL)	AVERAGE USAGE (GAL/MON)	AVERAGE USAGE (GAL/MON)	AVG UNIT CHARGE PER MONTH (\$)	HISTORIC AVG MONTHLY BILL	AVG UNIT CHARGE PER MONTH (\$)	HISTORIC AVG MONTHLY BILL	TOTAL ANNUAL REVENUE (\$)		
INSIDE CITY CUSTOMERS																		
3/4" Meter (Res: 40/Comm:20)	804	1	\$13.83	\$0.72	\$2.35	\$2.41		\$2.49	\$2.56	9,705	9,821	\$31.74		\$36.90		\$306,689		
3/4" Meter (Res: 65/Comm:28)	1,430	29	\$13.83	\$0.72	\$2.35	\$2.41		\$2.49	\$2.56	4,015	3,636	\$18.38		\$22.37		\$323,178		
3/4" Meter (Res: 66/Comm:90)	594	48	\$13.83	\$0.72	\$2.35	\$2.41		\$2.49	\$2.56	3,577	2,447	\$17.35		\$19.58		\$134,955		
3/4" Meter (Res:80/Comm:96)	0	168	\$13.83	\$0.72	\$2.35	\$2.41		\$2.49	\$2.56	0	4,189	\$0.00		\$23.67		\$47,719		
3/4" Meter (Res: 95/Comm:70)	0	5	\$13.83	\$0.72	\$2.35	\$2.41		\$2.49	\$2.56	0	51,739	\$0.00		\$143.23		\$8,594		
3/4" Meter (Res: 60/Comm:)	0	3	\$13.83	\$0.72	\$2.35	\$2.41		\$2.49	\$2.56	0	9,492	\$0.00		\$36.12		\$1,300		
3/4" Meter (Res: 60/Comm:)	0	1	\$13.83	\$0.72	\$2.35	\$2.41		\$2.49	\$2.56	0	36,978	\$0.00		\$105.37		\$1,264		
1" Meter (Res: 41/Comm:21)	260	2	\$20.54	\$0.72	\$2.35	\$2.41		\$2.49	\$2.56	5,662	14,699	\$28.95		\$55.35		\$91,661		
1" Meter (Res:61/Comm:91)	4	4	\$20.54	\$0.72	\$2.35	\$2.41		\$2.49	\$2.56	5,288	7,870	\$28.07		\$39.02		\$3,221		
1" Meter (Res: /Comm:97)	0	26	\$20.54	\$0.72	\$2.35	\$2.41		\$2.49	\$2.56	0	19,022	\$0.00		\$66.10		\$20,623		
1" Meter (Res: /Comm:71)	0	2	\$20.54	\$0.72	\$2.35	\$2.41		\$2.49	\$2.56	0	0	\$0.00		\$20.54		\$493		
1-1/2" Meter (Res: 43/Comm:23)	1	7	\$29.24	\$0.72	\$2.35	\$2.41		\$2.49	\$2.56	2,556	40,149	\$31.08		\$128.92		\$11,202		
1-1/2" Meter (Res: /Comm:92)	1	2	\$29.24	\$0.72	\$2.35	\$2.41		\$2.49	\$2.56	822	20,178	\$29.83		\$77.70		\$2,223		
1-1/2" Meter (Res: /Comm:73)	0	24	\$29.24	\$0.72	\$2.35	\$2.41		\$2.49	\$2.56	0	12,000	\$0.00		\$57.55		\$16,573		
2" Meter (Res: /Comm:24)	0	2	\$40.46	\$0.72	\$2.35	\$2.41		\$2.49	\$2.56	0	23,506	\$0.00		\$97.45		\$2,339		
2" Meter (Res: /Comm:29)	0	9	\$40.46	\$0.72	\$2.35	\$2.41		\$2.49	\$2.56	0	11,207	\$0.00		\$66.85		\$7,220		
2" Meter (Res: /Comm:93)	0	33	\$40.46	\$0.72	\$2.35	\$2.41		\$2.49	\$2.56	0	18,214	\$0.00		\$84.00		\$33,266		
2" Meter (Res: /Comm:99)	0	1	\$40.46	\$0.72	\$2.35	\$2.41		\$2.49	\$2.56	0	18,722	\$0.00		\$85.27		\$1,023		
2" Meter (Res: /Comm:74)	0	0	\$40.46	\$0.72	\$2.35	\$2.41		\$2.49	\$2.56	0	0	\$0.00		\$0.00		\$0		
3" Meter (Res: /Comm:25)	1	6	\$55.32	\$0.72	\$2.35	\$2.41		\$2.49	\$2.56	3,738	70,099	\$59.22		\$231.81		\$17,401		
3" Meter (Res: /Comm:94)	0	6	\$55.32	\$0.72	\$2.35	\$2.41		\$2.49	\$2.56	0	21,430	\$0.00		\$106.99		\$7,703		
4" Meter (Res: /Comm:26)	0	1	\$221.26	\$0.72	\$2.35	\$2.41		\$2.49	\$2.56	0	103,744	\$0.00		\$484.04		\$5,808		
4" Meter (Res: /Comm:79)	0	2	\$221.26	\$0.72	\$2.35	\$2.41		\$2.49	\$2.56	0	111,722	\$0.00		\$504.50		\$12,108		
6" Meter (Res: /Comm:78)	0	2	\$408.00	\$0.72	\$2.35	\$2.41		\$2.49	\$2.56	0	843,741	\$0.00		\$2,568.65		\$61,648		
8" Meter (Res:/Comm:)	0	0	\$580.89	\$0.72	\$2.35	\$2.41		\$2.49	\$2.56	0	0	\$0.00		\$0.00		\$0		
10" Meter (Res:/Comm:)	0	0	\$760.69	\$0.72	\$2.35	\$2.41		\$2.49	\$2.56	0	0	\$0.00		\$0.00		\$0		
Subtotal	3,095	384								35,363	1,454,605							
OUTSIDE CITY CUSTOMERS																		
			\$2.70	\$20.55	\$15.06	\$15.58												
3/4" Meter (Res: 89/Comm:81)	2	30	\$17.29	\$0.90	\$2.94	\$3.01		\$3.12	\$3.21	11,381	2,474	\$44.70		\$24.55		\$9,912		
3/4" Meter (Res: 50/Comm:83)	379	2	\$17.29	\$0.90	\$2.94	\$3.01		\$3.12	\$3.21	5,031	18,450	\$25.96		\$63.65		\$119,580		
3/4" Meter (Res:/Comm:30)	160	4	\$17.29	\$0.90	\$2.94	\$3.01		\$3.12	\$3.21	6,085	10,317	\$29.05		\$38.79		\$57,640		
3/4" Meter (Res:/Comm:30)	0	1	\$17.29	\$0.90	\$2.94	\$3.01		\$3.12	\$3.21	0	124,425	\$0.00		\$403.26		\$4,839		
3/4" Meter (Res:/Comm:30)	0	1	\$17.29	\$0.90	\$2.94	\$3.01		\$3.12	\$3.21	0	250,809	\$0.00		\$808.43		\$9,701		
3/4" Meter (Res:/Comm:30)	0	2	\$17.29	\$0.90	\$2.94	\$3.01		\$3.12	\$3.21	0	27,006	\$0.00		\$90.94		\$2,183		
1" Meter (Res:51/Comm:82)	5	18	\$25.67	\$0.90	\$2.94	\$3.01		\$3.12	\$3.21	4,743	11,639	\$33.49		\$51.16		\$13,060		
1" Meter (Res: /Comm:86)	3	3	\$25.67	\$0.90	\$2.94	\$3.01		\$3.12	\$3.21	4,888	12,746	\$33.92		\$54.49		\$3,183		
1" Meter (Res: /Comm:31)	0	0	\$25.67	\$0.90	\$2.94	\$3.01		\$3.12	\$3.21			\$0.00		\$0.00		\$0		
1" Meter (Res: /Comm:44)	0	0	\$25.67	\$0.90	\$2.94	\$3.01		\$3.12	\$3.21			\$0.00		\$0.00		\$0		
1-1/2" Meter (Res: /Comm:64)	1	8	\$36.55	\$0.90	\$2.94	\$3.01		\$3.12	\$3.21	6,656	15,721	\$49.99		\$74.41		\$7,743		
1-1/2" Meter (Res: /Comm:84)	1	1	\$36.55	\$0.90	\$2.94	\$3.01		\$3.12	\$3.21	5,700	34,656	\$47.18		\$134.73		\$2,183		
2" Meter (Res: /Comm:45)	1	8	\$50.57	\$0.90	\$2.94	\$3.01		\$3.12	\$3.21	225	26,468	\$50.78		\$122.50		\$12,369		
2" Meter (Res: /Comm:85)	0	9	\$50.57	\$0.90	\$2.94	\$3.01		\$3.12	\$3.21		10,000	\$0.00		\$79.93		\$8,632		
3" Meter (Res:/Comm:)	0	1	\$69.15	\$0.90	\$2.94	\$3.01		\$3.12	\$3.21		27,278	\$0.00		\$143.67		\$1,724		
3" Meter (Res:/Comm:)	0	1	\$69.15	\$0.90	\$2.94	\$3.01		\$3.12	\$3.21		32,833	\$0.00		\$161.48		\$1,938		
4" Meter (Res: /Comm:39)	0	1	\$276.58	\$0.90	\$2.94	\$3.01		\$3.12	\$3.21		76,144	\$0.00		\$507.76		\$6,093		
4" Meter (Res: /Comm:87)	0	2	\$276.58	\$0.90	\$2.94	\$3.01		\$3.12	\$3.21		14,428	\$0.00		\$310.47		\$7,451		
6" Meter (Res: /Comm:47)	0	0	\$510.00	\$0.90	\$2.94	\$3.01		\$3.12	\$3.21			\$0.00		\$0.00		\$0		
8" Meter (Res:/Comm:)	0	0	\$726.11	\$0.90	\$2.94	\$3.01		\$3.12	\$3.21			\$0.00		\$0.00		\$0		
10" Meter (Res:/Comm:)	0	0	\$950.86	\$0.90	\$2.94	\$3.01		\$3.12	\$3.21			\$0.00		\$0.00		\$0		
Subtotal	552	92								44,709	695,394							
TOTAL	3,647	476																\$1,386,442

IRRIGATION	RESIDENTIAL NUMBER OF CUSTOMERS	COMMERCIAL NUMBER OF CUSTOMERS	BASE CHARGE (\$/MONTH)	\$24.10	\$12.46	\$15.86	UNIT CHARGE (\$/1000 GAL)	UNIT CHARGE (\$/1000 GAL)	UNIT CHARGE (\$/1000 GAL)	UNIT CHARGE (\$/1000 GAL)	UNIT CHARGE (\$/1000 GAL)	AVERAGE USAGE (GAL/MON)	AVERAGE USAGE (GAL/MON)	AVG UNIT CHARGE PER MONTH (\$)	HISTORIC AVG MONTHLY BILL	AVG UNIT CHARGE PER MONTH (\$)	HISTORIC AVG MONTHLY BILL	TOTAL ANNUAL REVENUE (\$)
				Block 1 < 10,000	Block 2 10,001 - 15,000	Block 3 15,001 - 20,000												
INSIDE CITY CUSTOMERS																		
3/4" Meter (Res: 60/Comm:96)	493	3	\$13.83	\$2.41	\$2.49	\$3.17	\$4.15					13,026.0	15,814	\$45.48		\$52.98		\$270,952
3/4" Meter (Res: 68/Comm:70)	91	9	\$13.83	\$2.41	\$2.49	\$3.17	\$4.15					6,021	7,440	\$28.34		\$31.76		\$34,383
3/4" Meter (Res: 68/Comm:70)	18	20	\$13.83	\$2.41	\$2.49	\$3.17	\$4.15					1,648	2,319	\$17.80		\$19.42		\$8,507
3/4" Meter (Res: 68/Comm:70)		1	\$13.83	\$2.41	\$2.49	\$3.17	\$4.15							\$0.00		\$13.83		\$166
1" Meter (Res: 61/Comm:71)	32	7	\$20.54	\$2.41	\$2.49	\$3.17	\$4.15					15,964	14,444	\$60.16		\$55.72		\$27,782
1" Meter (Res: /Comm:97)		18	\$20.54	\$2.41	\$2.49	\$3.17	\$4.15						15,077	\$0.00		\$57.35		\$12,387
1-1/2" Meter (Res: /Comm:73)		1	\$29.24	\$2.41	\$2.49	\$3.17	\$4.15							\$0.00		\$29.24		\$351
1-1/2" Meter (Res: /Comm:73)		6	\$29.24	\$2.41	\$2.49	\$3.17	\$4.15						22,680	\$0.00		\$92.79		\$6,681
2" Meter (Res: 69/Comm:74)		3	\$40.46	\$2.41	\$2.49	\$3.17	\$4.15						140,218	\$0.00		\$591.90		\$21,308
2" Meter (Res: 49/Comm:)		1	\$40.46	\$2.41	\$2.49	\$3.17	\$4.15						92,556	\$0.00		\$394.06		\$4,729
2" Meter (Res: 49/Comm:)		5	\$40.46	\$2.41	\$2.49	\$3.17	\$4.15						69,880	\$0.00		\$299.93		\$17,996
2" Meter (Res: 49/Comm:)		15	\$40.46	\$2.41	\$2.49	\$3.17	\$4.15						6,206	\$0.00		\$55.42		\$9,975
3" Meter (Res: /Comm:63)		2	\$55.32	\$2.41	\$2.49	\$3.17	\$4.15						45,144	\$0.00		\$212.12		\$5,091
4" Meter (Res: /Comm:)			\$221.26	\$2.41	\$2.49	\$3.17	\$4.15							\$0.00		\$0.00		\$0
6" Meter (Res: /Comm:)			\$408.00	\$2.41	\$2.49	\$3.17	\$4.15							\$0.00		\$0.00		\$0
8" Meter (Res:/Comm:)			\$580.89	\$2.41	\$2.49	\$3.17	\$4.15							\$0.00		\$0.00		\$0
10" Meter (Res:/Comm:)			\$760.69	\$2.41	\$2.49	\$3.17	\$4.15							\$0.00		\$0.00		\$0
	634	91										36659	431778					
OUTSIDE CITY CUSTOMERS																		
				\$37.66	\$19.47	\$24.78												
3/4" Meter (Res: 50/Comm:30)	270	8	\$17.29	\$3.01	\$3.12	\$3.97	\$5.19					7,278	7,631	\$39.22		\$40.28		\$130,933
3/4" Meter (Res: 50/Comm:30)	9	2	\$17.29	\$3.01	\$3.12	\$3.97	\$5.19					5,193	2,460	\$32.94		\$24.70		\$4,150
1" Meter (Res:48/Comm:31)	1	7	\$25.67	\$3.01	\$3.12	\$3.97	\$5.19					3,731	5,514	\$36.91		\$42.29		\$3,995
1-1/2" Meter (Res: /Comm:)		1	\$36.55	\$3.01	\$3.12	\$3.97	\$5.19						256,500	\$0.00		\$1,345.58		\$16,147
2" Meter (Res: /Comm:67)		4	\$50.57	\$3.01	\$3.12	\$3.97	\$5.19						2,797	\$0.00		\$59.00		\$2,832
3" Meter (Res:/Comm:)			\$69.15	\$3.01	\$3.12	\$3.97	\$5.19							\$0.00		\$0.00		\$0
4" Meter (Res: /Comm:)			\$276.58	\$3.01	\$3.12	\$3.97	\$5.19							\$0.00		\$0.00		\$0
6" Meter (Res: /Comm:)			\$510.00	\$3.01	\$3.12	\$3.97	\$5.19							\$0.00		\$0.00		\$0
8" Meter (Res:/Comm:)			\$726.11	\$3.01	\$3.12	\$3.97	\$5.19							\$0.00		\$0.00		\$0
10" Meter (Res:/Comm:)			\$950.86	\$3.01	\$3.12	\$3.97	\$5.19							\$0.00		\$0.00		\$0
	280	22										16,202	274,902					
TOTAL	914	113																\$578,365

FY '25

20.0% rate increase
3.0% population increase
1.0% commercial connection increase

20.0%	rate increase				\$28.18	\$14.46		\$14.96											
3.0%	population increase				Comm. Block 1	Comm. Block 2		Comm. Block 3		Comm. Block 4									
1.0%	commercial connection increase				0 - 10,000	10,001 - 15,000		15,001 - 20,000		> 20,001									
					\$19.73	\$14.46		\$14.96											
					Resid. Block 1	Resid. Block 2	Resid. Block 3	Resid. Block 4		Resid. Block 5									
					<3,000	3,001 - 10,000	10,001 - 15,000	15,001 - 20,000		> 20,001									
					UNIT CHARGE	UNIT CHARGE	UNIT CHARGE	UNIT CHARGE		UNIT CHARGE									
					(\$/1000 GAL)	(\$/1000 GAL)	(\$/1000 GAL)	(\$/1000 GAL)		(\$/1000 GAL)									

IRRIGATION	RESIDENTIAL NUMBER OF CUSTOMERS	COMMERCIAL NUMBER OF CUSTOMERS	BASE CHARGE (\$/MONTH)	Block 1 < 10,000		Block 2 10,001 - 15,000		Block 3 15,001 - 20,000		Block 4 > 20,001		Block 5		RESIDENTIAL AVERAGE USAGE (GAL/MON)		COMMERCIAL AVERAGE USAGE (GAL/MON)		RESIDENTIAL AVG UNIT CHARGE PER MONTH (\$)		COMMERCIAL HISTORIC AVG MONTHLY BILL		HISTORIC AVG MONTHLY BILL		TOTAL ANNUAL REVENUE (\$)
				UNIT CHARGE (\$/1000 GAL)	UNIT CHARGE (\$/1000 GAL)	UNIT CHARGE (\$/1000 GAL)	UNIT CHARGE (\$/1000 GAL)	UNIT CHARGE (\$/1000 GAL)	UNIT CHARGE (\$/1000 GAL)	UNIT CHARGE (\$/1000 GAL)	UNIT CHARGE (\$/1000 GAL)	UNIT CHARGE (\$/1000 GAL)	UNIT CHARGE (\$/1000 GAL)	UNIT CHARGE (\$/1000 GAL)	UNIT CHARGE (\$/1000 GAL)	UNIT CHARGE (\$/1000 GAL)	UNIT CHARGE (\$/1000 GAL)	UNIT CHARGE (\$/1000 GAL)	UNIT CHARGE (\$/1000 GAL)	UNIT CHARGE (\$/1000 GAL)	UNIT CHARGE (\$/1000 GAL)	UNIT CHARGE (\$/1000 GAL)	UNIT CHARGE (\$/1000 GAL)	
INSIDE CITY CUSTOMERS																								
3/4" Meter (Res: 60/Comm:96)	493	3	\$16.60	\$2.89	\$2.99	\$3.81	\$4.98						13,026.0	15,814	\$54.57			\$63.58						\$325,143
3/4" Meter (Res: 68/Comm:70)	91	9	\$16.60	\$2.89	\$2.99	\$3.81	\$4.98						6,021	7,440	\$34.01			\$38.12						\$41,260
3/4" Meter (Res: 68/Comm:70)	18	20	\$16.60	\$2.89	\$2.99	\$3.81	\$4.98						1,648	2,319	\$21.37			\$23.31						\$10,209
3/4" Meter (Res: 68/Comm:70)		1	\$16.60	\$2.89	\$2.99	\$3.81	\$4.98								\$0.00			\$16.60						\$199
1" Meter (Res: 61/Comm:71)	32	7	\$24.65	\$2.89	\$2.99	\$3.81	\$4.98						15,964	14,444	\$72.19			\$66.86						\$33,339
1" Meter (Res: /Comm:97)		18	\$24.65	\$2.89	\$2.99	\$3.81	\$4.98							15,077	\$0.00			\$68.82						\$14,864
1-1/2" Meter (Res: /Comm:73)		1	\$35.09	\$2.89	\$2.99	\$3.81	\$4.98								\$0.00			\$35.09						\$421
1-1/2" Meter (Res: /Comm:73)		6	\$35.09	\$2.89	\$2.99	\$3.81	\$4.98							22,680	\$0.00			\$111.35						\$8,017
2" Meter (Res: 69/Comm:74)		3	\$48.55	\$2.89	\$2.99	\$3.81	\$4.98								\$0.00			\$710.28						\$25,570
2" Meter (Res: 49/Comm:)		1	\$48.55	\$2.89	\$2.99	\$3.81	\$4.98								\$92,556	\$0.00		\$472.87						\$5,674
2" Meter (Res: 49/Comm:)		5	\$48.55	\$2.89	\$2.99	\$3.81	\$4.98								\$69,880	\$0.00		\$359.92						\$21,595
2" Meter (Res: 49/Comm:)		15	\$48.55	\$2.89	\$2.99	\$3.81	\$4.98								\$6,206	\$0.00		\$66.50						\$11,970
3" Meter (Res: /Comm:63)		2	\$66.39	\$2.89	\$2.99	\$3.81	\$4.98								\$45,144	\$0.00		\$254.54						\$6,109
4" Meter (Res: /Comm:)			\$265.52	\$2.89	\$2.99	\$3.81	\$4.98									\$0.00		\$0.00						\$0
6" Meter (Res: /Comm:)			\$489.60	\$2.89	\$2.99	\$3.81	\$4.98									\$0.00		\$0.00						\$0
8" Meter (Res:/Comm:)			\$697.07	\$2.89	\$2.99	\$3.81	\$4.98									\$0.00		\$0.00						\$0
10" Meter (Res:/Comm:)			\$912.82	\$2.89	\$2.99	\$3.81	\$4.98									\$0.00		\$0.00						\$0
	634	91											36659	431778										
OUTSIDE CITY CUSTOMERS																								
				\$45.19	\$23.37	\$29.74																		
3/4" Meter (Res: 50/Comm:30)	0	8	\$20.75	\$3.62	\$3.74	\$4.76	\$6.23						7,278	7,631	\$0.00			\$48.34						\$4,640
3/4" Meter (Res: 50/Comm:30)	9	2	\$20.75	\$3.62	\$3.74	\$4.76	\$6.23						5,193	2,460	\$39.52			\$29.64						\$4,980
1" Meter (Res:48/Comm:31)	1	7	\$30.81	\$3.62	\$3.74	\$4.76	\$6.23						3,731	5,514	\$44.30			\$50.74						\$4,794
1-1/2" Meter (Res: /Comm:)		1	\$43.86	\$3.62	\$3.74	\$4.76	\$6.23								\$256,500	\$0.00		\$1,614.69						\$19,376
2" Meter (Res: /Comm:67)		4	\$60.69	\$3.62	\$3.74	\$4.76	\$6.23							2,797	\$0.00			\$70.80						\$3,398
3" Meter (Res:/Comm:)			\$82.98	\$3.62	\$3.74	\$4.76	\$6.23								\$0.00			\$0.00						\$0
4" Meter (Res: /Comm:)			\$331.90	\$3.62	\$3.74	\$4.76	\$6.23								\$0.00			\$0.00						\$0
6" Meter (Res: /Comm:)			\$612.01	\$3.62	\$3.74	\$4.76	\$6.23								\$0.00			\$0.00						\$0
8" Meter (Res:/Comm:)			\$871.33	\$3.62	\$3.74	\$4.76	\$6.23								\$0.00			\$0.00						\$0
10" Meter (Res:/Comm:)			\$1,141.03	\$3.62	\$3.74	\$4.76	\$6.23								\$0.00			\$0.00						\$0
	10	22											16,202	274,902										
TOTAL	644	113																						\$541,559

FY '26

20.0% rate increase
3.0% population increase
1.0% commercial connection increase

20.0%	rate increase				\$33.82	\$17.35	\$17.95										
3.0%	population increase				Comm. Block 1	Comm. Block 2	Comm. Block 3	Comm. Block 4									
1.0%	commercial connection increase				0 - 10,000	10,001 - 15,000	15,001 - 20,000	> 20,001									
					\$23.67	\$17.35	\$17.95										
					Resid. Block 1	Resid. Block 2	Resid. Block 3	Resid. Block 4	Resid. Block 5								
					<3,000	3,001 - 10,000	10,001 - 15,000	15,001 - 20,000	> 20,001								
					\$3.11	\$17.35	\$17.95										
					Resid. Block 1	Resid. Block 2	Resid. Block 3	Resid. Block 4	Resid. Block 5								
					<3,000	3,001 - 10,000	10,001 - 15,000	15,001 - 20,000	> 20,001								
					\$3.11	\$17.35	\$17.95										
					Resid. Block 1	Resid. Block 2	Resid. Block 3	Resid. Block 4	Resid. Block 5								
					<3,000	3,001 - 10,000	10,001 - 15,000	15,001 - 20,000	> 20,001								
					\$3.11	\$17.35	\$17.95										
					Resid. Block 1	Resid. Block 2	Resid. Block 3	Resid. Block 4	Resid. Block 5								
					<3,000	3,001 - 10,000	10,001 - 15,000	15,001 - 20,000	> 20,001								
					\$3.11	\$17.35	\$17.95										
					Resid. Block 1	Resid. Block 2	Resid. Block 3	Resid. Block 4	Resid. Block 5								
					<3,000	3,001 - 10,000	10,001 - 15,000	15,001 - 20,000	> 20,001								
					\$3.11	\$17.35	\$17.95										
					Resid. Block 1	Resid. Block 2	Resid. Block 3	Resid. Block 4	Resid. Block 5								
					<3,000	3,001 - 10,000	10,001 - 15,000	15,001 - 20,000	> 20,001								
					\$3.11	\$17.35	\$17.95										
					Resid. Block 1	Resid. Block 2	Resid. Block 3	Resid. Block 4	Resid. Block 5								
					<3,000	3,001 - 10,000	10,001 - 15,000	15,001 - 20,000	> 20,001								
					\$3.11	\$17.35	\$17.95										
					Resid. Block 1	Resid. Block 2	Resid. Block 3	Resid. Block 4	Resid. Block 5								
					<3,000	3,001 - 10,000	10,001 - 15,000	15,001 - 20,000	> 20,001								
					\$3.11	\$17.35	\$17.95										
					Resid. Block 1	Resid. Block 2	Resid. Block 3	Resid. Block 4	Resid. Block 5								
					<3,000	3,001 - 10,000	10,001 - 15,000	15,001 - 20,000	> 20,001								
					\$3.11	\$17.35	\$17.95										
					Resid. Block 1	Resid. Block 2	Resid. Block 3	Resid. Block 4	Resid. Block 5								
					<3,000	3,001 - 10,000	10,001 - 15,000	15,001 - 20,000	> 20,001								
					\$3.11	\$17.35	\$17.95										
					Resid. Block 1	Resid. Block 2	Resid. Block 3	Resid. Block 4	Resid. Block 5								
					<3,000	3,001 - 10,000	10,001 - 15,000	15,001 - 20,000	> 20,001								
					\$3.11	\$17.35	\$17.95										
					Resid. Block 1	Resid. Block 2	Resid. Block 3	Resid. Block 4	Resid. Block 5								
					<3,000	3,001 - 10,000	10,001 - 15,000	15,001 - 20,000	> 20,001								
					\$3.11	\$17.35	\$17.95										
					Resid. Block 1	Resid. Block 2	Resid. Block 3	Resid. Block 4	Resid. Block 5								
					<3,000	3,001 - 10,000	10,001 - 15,000	15,001 - 20,000	> 20,001								
					\$3.11	\$17.35	\$17.95										
					Resid. Block 1	Resid. Block 2	Resid. Block 3	Resid. Block 4	Resid. Block 5								
					<3,000	3,001 - 10,000	10,001 - 15,000	15,001 - 20,000	> 20,001								
					\$3.11	\$17.35	\$17.95										
					Resid. Block 1	Resid. Block 2	Resid. Block 3	Resid. Block 4	Resid. Block 5								
					<3,000	3,001 - 10,000	10,001 - 15,000	15,001 - 20,000	> 20,001								
					\$3.11	\$17.35	\$17.95										
					Resid. Block 1	Resid. Block 2	Resid. Block 3	Resid. Block 4	Resid. Block 5								
					<3,000	3,001 - 10,000	10,001 - 15,000	15,001 - 20,000	> 20,001								
					\$3.11	\$17.35	\$17.95										
					Resid. Block 1	Resid. Block 2	Resid. Block 3	Resid. Block 4	Resid. Block 5								
					<3,000	3,001 - 10,000	10,001 - 15,000	15,001 - 20,000	> 20,001								
					\$3.11	\$17.35	\$17.95										
					Resid. Block 1	Resid. Block 2	Resid. Block 3	Resid. Block 4	Resid. Block 5								
					<3,000	3,001 - 10,000	10,001 - 15,000	15,001 - 20,000	> 20,001								
					\$3.11	\$17.35	\$17.95										
					Resid. Block 1	Resid. Block 2	Resid. Block 3	Resid. Block 4	Resid. Block 5								
					<3,000	3,001 - 10,000	10,001 - 15,000	15,001 - 20,000	> 20,001								
					\$3.11	\$17.35	\$17.95										
					Resid. Block 1	Resid. Block 2	Resid. Block 3	Resid. Block 4	Resid. Block 5								
					<3,000	3,001 - 10,000	10,001 - 15,000	15,001 - 20,000	> 20,001								
					\$3.11	\$17.35	\$17.95										
					Resid. Block 1	Resid. Block 2	Resid. Block 3	Resid. Block 4	Resid. Block 5								
					<3,000	3,001 - 10,000	10,001 - 15,000	15,001 - 20,000	> 20,001								
					\$3.11	\$17.35	\$17.95										
					Resid. Block 1	Resid. Block 2	Resid. Block 3	Resid. Block 4	Resid. Block 5								
					<3,000	3,001 - 10,000	10,001 - 15,000	15,001 - 20,000	> 20,001								
					\$3.11	\$17.35	\$17.95										
					Resid. Block 1	Resid. Block 2	Resid. Block 3	Resid. Block 4	Resid. Block 5								
					<3,000	3,001 - 10,000	10,001 - 15,000	15,001 - 20,000	> 20,001								
					\$3.11	\$17.35	\$17.95										
					Resid. Block 1	Resid. Block 2	Resid. Block 3	Resid. Block 4	Resid. Block 5								
					<3,000	3,001 - 10,000	10,001 - 15,000	15,001 - 20,000	> 20,001								
					\$3.11	\$17.35	\$17.95										
					Resid. Block 1	Resid. Block 2	Resid. Block 3	Resid. Block 4	Resid. Block 5								
					<3,000	3,001 - 10,000	10,001 - 15,000	15,001 - 20,000	> 20,001								
					\$3.11	\$17.35	\$17.95										
					Resid. Block 1	Resid. Block 2	Resid. Block 3	Resid. Block 4	Resid. Block 5								
					<3,000	3,001 - 10,000	10,001 - 15,000	15,001 - 20,000	> 20,001								
					\$3.11	\$17.35	\$17.95										
					Resid. Block 1	Resid. Block 2	Resid. Block 3	Resid. Block 4	Resid. Block 5								
					<3,000	3,001 - 10,000	10,001 - 15,000	15,001 - 20,000	> 20,001								
					\$3.11	\$17.35	\$17.95										
					Resid. Block 1	Resid. Block 2	Resid. Block 3	Resid. Block 4	Resid. Block 5								
					<3,000	3,001 - 10,000	10,001 - 15,000	15,001 - 20,000	> 20,001								
					\$3.11	\$17.35	\$17.95										
					Resid. Block 1	Resid. Block 2	Resid. Block 3	Resid. Block 4	Resid. Block 5								
					<3,000	3,001 - 10,000	10,001 - 15,000	15,001 - 20,000	> 20,001								
					\$3.11	\$17.35	\$17.95										
					Resid. Block 1	Resid. Block 2	Resid. Block 3	Resid. Block 4	Resid. Block 5								
					<3,000	3,001 - 10,000	10,001 - 15,000	15,001 - 20,000	> 20,001								
					\$3.11	\$17.35	\$17.95										
					Resid. Block 1	Resid. Block 2	Resid. Block 3	Resid. Block 4	Resid. Block 5								
					<3,000	3,001 - 10,000	10,001 - 15,000	15,001 - 20,000	> 20,001								
					\$3.11	\$17.35	\$17.95										
					Resid. Block 1	Resid. Block 2	Resid. Block 3	Resid. Block 4	Resid. Block 5								
					<3,000	3,001 - 10,000	10,001 - 15,000	15,001 - 20,000	> 20,001								
					\$3.11	\$17.35	\$17.95										
					Resid. Block 1	Resid. Block 2	Resid. Block 3	Resid. Block 4	Resid. Block 5								
					<3,000	3,001 - 10,000	10,001 - 15,000	15,001 - 20,000	> 20,001								
					\$3.11	\$17.35	\$17.95										
					Resid. Block 1	Resid. Block 2	Resid. Block 3	Resid. Block 4	Resid. Block 5								
					<3,000	3,001 - 10,000	10,001 - 15,000	15,001 - 20,000	> 20,001								
					\$3.11	\$17.35	\$17.95										
					Resid. Block 1	Resid. Block 2	Resid. Block 3	Resid. Block 4	Resid. Block 5								
					<3,000	3,001 - 10,000	10,001 - 15,000	15,001 - 20,000	> 20,001								
					\$3.11	\$17.35	\$17.95										

FY '27

3.0% rate increase
3.0% population increase
1.0% commercial connection increase

	3.0%	rate increase			\$34.83	\$17.87		\$18.49									
	3.0%	population increase			Comm. Block 1	Comm. Block 2		Comm. Block 3		Comm. Block 4							
	1.0%	commercial connection increase			0 - 10,000	10,001 - 15,000		15,001 - 20,000		> 20,001							
					\$24.38	\$17.87		\$18.49									
				\$3.21													
				Resid. Block 1	Resid. Block 2	Resid. Block 3		Resid. Block 4		Resid. Block 5							
				<3,000	3,001 - 10,000	10,001 - 15,000		15,001 - 20,000		> 20,001							
				UNIT CHARGE	UNIT CHARGE	UNIT CHARGE		UNIT CHARGE		UNIT CHARGE							
				(\$/1000 GAL)	(\$/1000 GAL)	(\$/1000 GAL)		(\$/1000 GAL)		(\$/1000 GAL)							

			\$35.75		\$18.49		\$23.53		Block 5								
			Block 1		Block 2		Block 3		Block 5								
			< 10,000		10,001 - 15,000		15,001 - 20,000		> 20,001								
IRRIGATION			RESIDENTIAL	COMMERCIAL													
			NUMBER OF	NUMBER OF	BASE CHARGE	UNIT CHARGE	UNIT CHARGE	UNIT CHARGE	UNIT CHARGE	UNIT CHARGE	AVERAGE	AVERAGE	AVG UNIT CHARGE	HISTORIC AVG	AVG UNIT CHARGE	HISTORIC AVG	TOTAL ANNUAL
CUSTOMER TYPE			CUSTOMERS	CUSTOMERS	(\$/MONTH)	(\$/1000 GAL)	(\$/1000 GAL)	(\$/1000 GAL)	(\$/1000 GAL)	(\$/1000 GAL)	USAGE (GAL/MON)	USAGE (GAL/MON)	PER MONTH (\$)	MONTHLY BILL	PER MONTH (\$)	MONTHLY BILL	REVENUE (\$)
INSIDE CITY CUSTOMERS																	
3/4" Meter (Res: 60/Comm:96)	493	3		\$20.52	\$3.57	\$3.70	\$4.71	\$6.16			13,026.0	15,814	\$67.45		\$78.58		\$401,876
3/4" Meter (Res: 68/Comm:70)	91	9		\$20.52	\$3.57	\$3.70	\$4.71	\$6.16			6,021	7,440	\$42.04		\$47.11		\$50,997
3/4" Meter (Res: 68/Comm:70)	18	20		\$20.52	\$3.57	\$3.70	\$4.71	\$6.16			1,648	2,319	\$26.41		\$28.81		\$12,618
3/4" Meter (Res: 68/Comm:70)		1		\$20.52	\$3.57	\$3.70	\$4.71	\$6.16					\$0.00		\$20.52		\$246
1" Meter (Res: 61/Comm:71)	32	7		\$25.39	\$3.57	\$3.70	\$4.71	\$6.16			15,964	14,444	\$84.15		\$77.56		\$38,831
1" Meter (Res: /Comm:97)		18		\$25.39	\$3.57	\$3.70	\$4.71	\$6.16				15,077	\$0.00		\$79.98		\$17,276
1-1/2" Meter (Res: /Comm:73)		1		\$36.14	\$3.57	\$3.70	\$4.71	\$6.16					\$0.00		\$36.14		\$434
1-1/2" Meter (Res: /Comm:73)		6		\$36.14	\$3.57	\$3.70	\$4.71	\$6.16				22,680	\$0.00		\$130.40		\$9,389
2" Meter (Res: 69/Comm:74)		3		\$50.01	\$3.57	\$3.70	\$4.71	\$6.16				140,218	\$0.00		\$867.90		\$31,244
2" Meter (Res: 49/Comm:)		1		\$50.01	\$3.57	\$3.70	\$4.71	\$6.16				92,556	\$0.00		\$574.47		\$6,894
2" Meter (Res: 49/Comm:)		5		\$50.01	\$3.57	\$3.70	\$4.71	\$6.16				69,880	\$0.00		\$434.86		\$26,091
2" Meter (Res: 49/Comm:)		15		\$50.01	\$3.57	\$3.70	\$4.71	\$6.16				6,206	\$0.00		\$72.19		\$12,995
3" Meter (Res: /Comm:63)		2		\$68.38	\$3.57	\$3.70	\$4.71	\$6.16				45,144	\$0.00		\$300.94		\$7,223
4" Meter (Res: /Comm:)				\$273.48	\$3.57	\$3.70	\$4.71	\$6.16					\$0.00		\$0.00		\$0
6" Meter (Res: /Comm:)				\$504.29	\$3.57	\$3.70	\$4.71	\$6.16					\$0.00		\$0.00		\$0
8" Meter (Res:/Comm:)				\$717.98	\$3.57	\$3.70	\$4.71	\$6.16					\$0.00		\$0.00		\$0
10" Meter (Res:/Comm:)				\$940.21	\$3.57	\$3.70	\$4.71	\$6.16					\$0.00		\$0.00		\$0
	634	91									36659	431778					
OUTSIDE CITY CUSTOMERS																	
				\$55.86	\$28.88	\$36.76											
3/4" Meter (Res: 50/Comm:30)	0	8		\$25.65	\$4.47	\$4.62	\$5.88	\$7.70			7,278	7,631	\$0.00		\$59.75		\$5,736
3/4" Meter (Res: 50/Comm:30)	9	2		\$25.65	\$4.47	\$4.62	\$5.88	\$7.70			5,193	2,460	\$48.85		\$36.64		\$6,155
1" Meter (Res:48/Comm:31)	1	7		\$31.73	\$4.47	\$4.62	\$5.88	\$7.70			3,731	5,514	\$48.40		\$56.37		\$5,316
1-1/2" Meter (Res: /Comm:)		1		\$45.18	\$4.47	\$4.62	\$5.88	\$7.70				256,500	\$0.00		\$1,986.73		\$23,841
2" Meter (Res: /Comm:67)		4		\$62.51	\$4.47	\$4.62	\$5.88	\$7.70				2,797	\$0.00		\$75.01		\$3,600
3" Meter (Res:/Comm:)				\$85.47	\$4.47	\$4.62	\$5.88	\$7.70					\$0.00		\$0.00		\$0
4" Meter (Res: /Comm:)				\$341.85	\$4.47	\$4.62	\$5.88	\$7.70					\$0.00		\$0.00		\$0
6" Meter (Res: /Comm:)				\$630.37	\$4.47	\$4.62	\$5.88	\$7.70					\$0.00		\$0.00		\$0
8" Meter (Res:/Comm:)				\$897.47	\$4.47	\$4.62	\$5.88	\$7.70					\$0.00		\$0.00		\$0
10" Meter (Res:/Comm:)				\$1,175.26	\$4.47	\$4.62	\$5.88	\$7.70					\$0.00		\$0.00		\$0
	10	22									16,202	274,902					
TOTAL	644	113															\$660,761

FY '28

5.0% rate increase
3.0% population increase
1.0% commercial connection increase

	5.0%	rate increase			\$35.51	\$18.22	\$18.84										
	3.0%	population increase			Comm. Block 1	Comm. Block 2	Comm. Block 3		Comm. Block 4								
	1.0%	commercial connection increase			0 - 10,000	10,001 - 15,000	15,001 - 20,000		> 20,001								
					\$24.86	\$18.22	\$18.84										
				\$3.27													
				Resid. Block 1	Resid. Block 2	Resid. Block 3		Resid. Block 4		Resid. Block 5							
				<3,000	3,001 - 10,000	10,001 - 15,000		15,001 - 20,000		> 20,001							
										</							

			\$36.44		\$18.84		\$23.98											
			Block 1		Block 2		Block 3		Block 4		Block 5							
			< 10,000		10,001 - 15,000		15,001 - 20,000		> 20,001									

FY '29

5.0% rate increase
3.0% population increase
1.0% commercial connection increase

		5.0% rate increase		\$35.51		\$18.22		\$18.84										
		3.0% population increase		Comm. Block 1		Comm. Block 2		Comm. Block 3		Comm. Block 4								
		1.0% commercial connection increase		0 - 10,000		10,001 - 15,000		15,001 - 20,000		> 20,001								
				\$24.86		\$18.22		\$18.84										
				Resid. Block 1		Resid. Block 2		Resid. Block 3		Resid. Block 4		Resid. Block 5						
				<3,000		3,001 - 10,000		10,001 - 15,000		15,001 - 20,000		> 20,001						
WATER		RESIDENTIAL	COMMERCIAL															
CUSTOMER TYPE		NUMBER OF CUSTOMERS	NUMBER OF CUSTOMERS	BASE CHARGE (\$/MONTH)	UNIT CHARGE (\$/1000 GAL)	UNIT CHARGE (\$/1000 GAL)	UNIT CHARGE (\$/1000 GAL)	UNIT CHARGE (\$/1000 GAL)	UNIT CHARGE (\$/1000 GAL)	UNIT CHARGE (\$/1000 GAL)	UNIT CHARGE (\$/1000 GAL)	AVERAGE USAGE (GAL/MON)	AVERAGE USAGE (GAL/MON)	AVG UNIT CHARGE PER MONTH (\$)	HISTORIC AVG MONTHLY BILL	AVG UNIT CHARGE PER MONTH (\$)	HISTORIC AVG MONTHLY BILL	TOTAL ANNUAL REVENUE (\$)
INSIDE CITY CUSTOMERS																		
3/4" Meter (Res: 40/Comm:20)	932	1		\$20.92	\$1.09	\$3.55	\$3.64		\$3.77	\$3.88	9,705	9,821	\$47.99			\$55.79		\$537,432
3/4" Meter (Res: 65/Comm:28)	1,658	29		\$20.92	\$1.09	\$3.55	\$3.64		\$3.77	\$3.88	4,015	3,636	\$27.79			\$33.83		\$564,678
3/4" Meter (Res: 66/Comm:90)	688	48		\$20.92	\$1.09	\$3.55	\$3.64		\$3.77	\$3.88	3,577	2,447	\$26.23			\$29.60		\$233,645
3/4" Meter (Res:80/Comm:96)	0	178		\$20.92	\$1.09	\$3.55	\$3.64		\$3.77	\$3.88	0	4,189	\$0.00			\$35.79		\$76,447
3/4" Meter (Res: 95/Comm:70)	0	5		\$20.92	\$1.09	\$3.55	\$3.64		\$3.77	\$3.88	0	51,739	\$0.00			\$216.57		\$12,994
3/4" Meter (Res: 60/Comm:)	0	3		\$20.92	\$1.09	\$3.55	\$3.64		\$3.77	\$3.88	0	9,492	\$0.00			\$54.62		\$1,966
3/4" Meter (Res: 60/Comm:)	0	1		\$20.92	\$1.09	\$3.55	\$3.64		\$3.77	\$3.88	0	36,978	\$0.00			\$159.33		\$1,912
1" Meter (Res: 41/Comm:21)	302	2		\$25.88	\$1.09	\$3.55	\$3.64		\$3.77	\$3.88	5,662	14,699	\$38.60			\$78.51		\$141,773
1" Meter (Res:61/Comm:91)	4	4		\$25.88	\$1.09	\$3.55	\$3.64		\$3.77	\$3.88	5,288	7,870	\$37.27			\$53.82		\$4,373
1" Meter (Res: /Comm:97)	0	26		\$25.88	\$1.09	\$3.55	\$3.64		\$3.77	\$3.88	0	19,022	\$0.00			\$94.77		\$29,567
1" Meter (Res: /Comm:71)	0	2		\$25.88	\$1.09	\$3.55	\$3.64		\$3.77	\$3.88	0	0	\$0.00			\$25.88		\$621
1-1/2" Meter (Res: 43/Comm:23)	1	7		\$36.84	\$1.09	\$3.55	\$3.64		\$3.77	\$3.88	2,556	40,149	\$39.63			\$187.55		\$16,230
1-1/2" Meter (Res: /Comm:92)	1	2		\$36.84	\$1.09	\$3.55	\$3.64		\$3.77	\$3.88	822	20,178	\$37.74			\$110.11		\$3,095
1-1/2" Meter (Res: /Comm:73)	0	24		\$36.84	\$1.09	\$3.55	\$3.64		\$3.77	\$3.88	0	12,000	\$0.00			\$79.64		\$22,937
2" Meter (Res: /Comm:24)	0	2		\$50.98	\$1.09	\$3.55	\$3.64		\$3.77	\$3.88	0	23,506	\$0.00			\$137.15		\$3,292
2" Meter (Res: /Comm:29)	0	9		\$50.98	\$1.09	\$3.55	\$3.64		\$3.77	\$3.88	0	11,207	\$0.00			\$90.88		\$9,815
2" Meter (Res: /Comm:93)	0	33		\$50.98	\$1.09	\$3.55	\$3.64		\$3.77	\$3.88	0	18,214	\$0.00			\$116.82		\$46,261
2" Meter (Res: /Comm:99)	0	1		\$50.98	\$1.09	\$3.55	\$3.64		\$3.77	\$3.88	0	18,722	\$0.00			\$118.73		\$1,425
2" Meter (Res: /Comm:74)	0	0		\$50.98	\$1.09	\$3.55	\$3.64		\$3.77	\$3.88	0	0	\$0.00			\$0.00		\$0
3" Meter (Res: /Comm:25)	1	6		\$69.70	\$1.09	\$3.55	\$3.64		\$3.77	\$3.88	3,738	70,099	\$75.60			\$336.55		\$25,139
3" Meter (Res: /Comm:94)	0	6		\$69.70	\$1.09	\$3.55	\$3.64		\$3.77	\$3.88	0	21,430	\$0.00			\$147.82		\$10,643
4" Meter (Res: /Comm:26)	0	1		\$278.79	\$1.09	\$3.55	\$3.64		\$3.77	\$3.88	0	103,744	\$0.00			\$676.11		\$8,113
4" Meter (Res: /Comm:79)	0	2		\$278.79	\$1.09	\$3.55	\$3.64		\$3.77	\$3.88	0	111,722	\$0.00			\$707.05		\$16,969
6" Meter (Res: /Comm:78)	0	2		\$514.08	\$1.09	\$3.55	\$3.64		\$3.77	\$3.88	0	843,741	\$0.00			\$3,780.98		\$90,744
8" Meter (Res:/Comm:)	0	0		\$731.92	\$1.09	\$3.55	\$3.64		\$3.77	\$3.88	0	0	\$0.00			\$0.00		\$0
10" Meter (Res:/Comm:)	0	0		\$958.46	\$1.09	\$3.55	\$3.64		\$3.77	\$3.88	0	0	\$0.00			\$0.00		\$0
Subtotal	3,587	394									35,363	1,454,605						
OUTSIDE CITY CUSTOMERS																		
				\$4.09		\$31.07	\$22.78		\$23.56									
3/4" Meter (Res: 89/Comm:81)	2	30		\$26.14	\$1.36	\$4.44	\$4.56		\$4.71	\$4.85	11,381	2,474	\$67.59			\$37.12		\$14,987
3/4" Meter (Res: 50/Comm:83)	439	2		\$26.14	\$1.36	\$4.44	\$4.56		\$4.71	\$4.85	5,031	18,450	\$39.25			\$96.24		\$209,062
3/4" Meter (Res:/Comm:30)	185	4		\$26.14	\$1.36	\$4.44	\$4.56		\$4.71	\$4.85	6,085	10,317	\$43.92			\$58.66		\$100,329
3/4" Meter (Res:/Comm:30)	0	1		\$26.14	\$1.36	\$4.44	\$4.56		\$4.71	\$4.85	0	124,425	\$0.00			\$609.72		\$7,317
3/4" Meter (Res:/Comm:30)	0	1		\$26.14	\$1.36	\$4.44	\$4.56		\$4.71	\$4.85	0	250,809	\$0.00			\$1,222.34		\$14,668
3/4" Meter (Res:/Comm:30)	0	2		\$26.14	\$1.36	\$4.44	\$4.56		\$4.71	\$4.85	0	27,006	\$0.00			\$137.51		\$3,300
1" Meter (Res:51/Comm:82)	5	18		\$32.35	\$1.36	\$4.44	\$4.56		\$4.71	\$4.85	4,743	11,639	\$44.17			\$70.88		\$17,961
1" Meter (Res: /Comm:86)	3	3		\$32.35	\$1.36	\$4.44	\$4.56		\$4.71	\$4.85	4,888	12,746	\$44.82			\$75.93		\$4,347
1" Meter (Res: /Comm:31)	0	0		\$32.35	\$1.36	\$4.44	\$4.56		\$4.71	\$4.85			\$0.00			\$0.00		\$0
1" Meter (Res: /Comm:44)	0	0		\$32.35	\$1.36	\$4.44	\$4.56		\$4.71	\$4.85			\$0.00			\$0.00		\$0
1-1/2" Meter (Res: /Comm:64)	1	8		\$46.06	\$1.36	\$4.44	\$4.56		\$4.71	\$4.85	6,656	15,721	\$66.37			\$103.30		\$10,713
1-1/2" Meter (Res: /Comm:84)	1	1		\$46.06	\$1.36	\$4.44	\$4.56		\$4.71	\$4.85	5,700	34,656	\$62.13			\$194.50		\$3,080
2" Meter (Res: /Comm:45)	1	8		\$63.72	\$1.36	\$4.44	\$4.56		\$4.71	\$4.85	225	26,468	\$64.03			\$172.47		\$17,326
2" Meter (Res: /Comm:85)	0	9		\$63.72	\$1.36	\$4.44	\$4.56		\$4.71	\$4.85		10,000	\$0.00			\$108.11		\$11,676
3" Meter (Res:/Comm:)	0	1		\$87.13	\$1.36	\$4.44	\$4.56		\$4.71	\$4.85		27,278	\$0.00			\$199.81		\$2,398
3" Meter (Res:/Comm:)	0	1		\$87.13	\$1.36	\$4.44	\$4.56		\$4.71	\$4.85		32,833	\$0.00			\$226.74		\$2,721
4" Meter (Res: /Comm:39)	0	1		\$348.49	\$1.36	\$4.44	\$4.56		\$4.71	\$4.85		76,144	\$0.00			\$698.04		\$8,376
4" Meter (Res: /Comm:87)	0	2		\$348.49	\$1.36	\$4.44	\$4.56		\$4.71	\$4.85		14,428	\$0.00			\$399.73		\$9,594
6" Meter (Res: /Comm:47)	0	0		\$642.61	\$1.36	\$4.44	\$4.56		\$4.71	\$4.85			\$0.00			\$0.00		\$0
8" Meter (Res:/Comm:)	0	0		\$914.90	\$1.36	\$4.44	\$4.56		\$4.71	\$4.85			\$0.00			\$0.00		\$0
10" Meter (Res:/Comm:)	0	0		\$1,198.08	\$1.36	\$4.44	\$4.56		\$4.71	\$4.85			\$0.00			\$0.00		\$0
Subtotal	637	92									44,709	695,394						
TOTAL	4,224	486																\$2,297,923

IRRIGATION	RESIDENTIAL NUMBER OF CUSTOMERS	COMMERCIAL NUMBER OF CUSTOMERS	BASE CHARGE (\$/MONTH)	Block 1	Block 2	Block 3	Block 4	UNIT CHARGE (\$/1000 GAL)	UNIT CHARGE (\$/1000 GAL)	UNIT CHARGE (\$/1000 GAL)	UNIT CHARGE (\$/1000 GAL)	UNIT CHARGE (\$/1000 GAL)	AVERAGE USAGE (GAL/MON)	AVERAGE USAGE (GAL/MON)	AVG UNIT CHARGE PER MONTH (\$)	HISTORIC AVG MONTHLY BILL	AVG UNIT CHARGE PER MONTH (\$)	HISTORIC AVG MONTHLY BILL	TOTAL ANNUAL REVENUE (\$)
				< 10,000	10,001 - 15,000	15,001 - 20,000	> 20,001												
INSIDE CITY CUSTOMERS																			
3/4" Meter (Res: 60/Comm:96)	493	3	\$20.92	\$3.64	\$3.77	\$4.80	\$6.28						13,026.0	15,814	\$68.76		\$80.11		\$409,680
3/4" Meter (Res: 68/Comm:70)	91	9	\$20.92	\$3.64	\$3.77	\$4.80	\$6.28						6,021	7,440	\$42.86		\$48.03		\$51,987
3/4" Meter (Res: 68/Comm:70)	18	20	\$20.92	\$3.64	\$3.77	\$4.80	\$6.28						1,648	2,319	\$26.92		\$29.37		\$12,863
3/4" Meter (Res: 68/Comm:70)		1	\$20.92	\$3.64	\$3.77	\$4.80	\$6.28								\$0.00		\$20.92		\$251
1" Meter (Res: 61/Comm:71)	32	7	\$25.88	\$3.64	\$3.77	\$4.80	\$6.28						15,964	14,444	\$85.79		\$79.07		\$39,585
1" Meter (Res: /Comm:97)		18	\$25.88	\$3.64	\$3.77	\$4.80	\$6.28							15,077	\$0.00		\$81.53		\$17,611
1-1/2" Meter (Res: /Comm:73)		1	\$36.84	\$3.64	\$3.77	\$4.80	\$6.28								\$0.00		\$36.84		\$442
1-1/2" Meter (Res: /Comm:73)		6	\$36.84	\$3.64	\$3.77	\$4.80	\$6.28							22,680	\$0.00		\$132.93		\$9,571
2" Meter (Res: 69/Comm:74)		3	\$50.98	\$3.64	\$3.77	\$4.80	\$6.28							140,218	\$0.00		\$884.75		\$31,851
2" Meter (Res: 49/Comm:)		1	\$50.98	\$3.64	\$3.77	\$4.80	\$6.28							92,556	\$0.00		\$585.62		\$7,027
2" Meter (Res: 49/Comm:)		5	\$50.98	\$3.64	\$3.77	\$4.80	\$6.28							69,880	\$0.00		\$443.30		\$26,598
2" Meter (Res: 49/Comm:)		15	\$50.98	\$3.64	\$3.77	\$4.80	\$6.28							6,206	\$0.00		\$73.59		\$13,247
3" Meter (Res: /Comm:63)		2	\$69.70	\$3.64	\$3.77	\$4.80	\$6.28							45,144	\$0.00		\$306.78		\$7,363
4" Meter (Res: /Comm:)			\$278.79	\$3.64	\$3.77	\$4.80	\$6.28								\$0.00		\$0.00		\$0
6" Meter (Res: /Comm:)			\$514.08	\$3.64	\$3.77	\$4.80	\$6.28								\$0.00		\$0.00		\$0
8" Meter (Res:/Comm:)			\$731.92	\$3.64	\$3.77	\$4.80	\$6.28								\$0.00		\$0.00		\$0
10" Meter (Res:/Comm:)			\$958.46	\$3.64	\$3.77	\$4.80	\$6.28								\$0.00		\$0.00		\$0
OUTSIDE CITY CUSTOMERS																			
3/4" Meter (Res: 50/Comm:30)	0	8	\$26.14	\$4.56	\$4.71	\$6.00	\$7.85						7,278	7,631	\$0.00		\$60.91		\$5,847
3/4" Meter (Res: 50/Comm:30)	9	2	\$26.14	\$4.56	\$4.71	\$6.00	\$7.85						5,193	2,460	\$49.80		\$37.35		\$6,275
1" Meter (Res:48/Comm:31)	1	7	\$32.35	\$4.56	\$4.71	\$6.00	\$7.85						3,731	5,514	\$49.34		\$57.47		\$5,419
1-1/2" Meter (Res: /Comm:)		1	\$46.06	\$4.56	\$4.71	\$6.00	\$7.85							256,500	\$0.00		\$2,025.30		\$24,304
2" Meter (Res: /Comm:67)		4	\$63.72	\$4.56	\$4.71	\$6.00	\$7.85							2,797	\$0.00		\$76.46		\$3,670
3" Meter (Res:/Comm:)			\$87.13	\$4.56	\$4.71	\$6.00	\$7.85								\$0.00		\$0.00		\$0
4" Meter (Res: /Comm:)			\$348.49	\$4.56	\$4.71	\$6.00	\$7.85								\$0.00		\$0.00		\$0
6" Meter (Res: /Comm:)			\$642.61	\$4.56	\$4.71	\$6.00	\$7.85								\$0.00		\$0.00		\$0
8" Meter (Res:/Comm:)			\$914.90	\$4.56	\$4.71	\$6.00	\$7.85								\$0.00		\$0.00		\$0
10" Meter (Res:/Comm:)			\$1,198.08	\$4.56	\$4.71	\$6.00	\$7.85								\$0.00		\$0.00		\$0
TOTAL	644	113											16,202	274,902					\$673,591

FY '30

15.0% rate increase
3.0% population increase
1.0% commercial connection increase

15.0%	rate increase				\$38.89	\$19.96	\$20.64										
3.0%	population increase				Comm. Block 1	Comm. Block 2	Comm. Block 3		Comm. Block 4								
1.0%	commercial connection increase				0 - 10,000	10,001 - 15,000	15,001 - 20,000		> 20,001								
					\$3.58	\$27.22	\$19.96	\$20.64									
					Resid. Block 1	Resid. Block 2	Resid. Block 3	Resid. Block 4	Resid. Block 5								
					<3,000	3,001 - 10,000	10,001 - 15,000	15,001 - 20,000	> 20,001								
										RESIDENTIAL	COMMERCIAL	RESIDENTIAL	COMMERCIAL				
										AVERAGE	AVERAGE	AVG UNIT CHARG	HISTORIC AVG	AVG UNIT CHARGE	HISTORIC AVG	TOTAL ANNUAL	
										USAGE (GAL/MON)	USAGE (GAL/MON)	PER MONTH (\$)	MONTHLY BILL	PER MONTH (\$)	MONTHLY BILL	REVENUE (\$)	
INSIDE CITY CUSTOMERS																	
3/4" Meter (Res: 40/Comm:20)	960	1	\$22.91	\$1.19	\$3.89	\$3.99	\$4.13	\$4.25	9,705	9,821	\$52.56			\$61.10		\$606,278	
3/4" Meter (Res: 65/Comm:28)	1,708	29	\$22.91	\$1.19	\$3.89	\$3.99	\$4.13	\$4.25	4,015	3,636	\$30.44			\$37.05		\$636,719	
3/4" Meter (Res: 66/Comm:90)	709	48	\$22.91	\$1.19	\$3.89	\$3.99	\$4.13	\$4.25	3,577	2,447	\$28.73			\$32.42		\$263,137	
3/4" Meter (Res:80/Comm:96)	0	180	\$22.91	\$1.19	\$3.89	\$3.99	\$4.13	\$4.25	0	4,189	\$0.00			\$39.20		\$84,668	
3/4" Meter (Res: 95/Comm:70)	0	5	\$22.91	\$1.19	\$3.89	\$3.99	\$4.13	\$4.25	0	51,739	\$0.00			\$237.19		\$14,232	
3/4" Meter (Res: 60/Comm:)	0	3	\$22.91	\$1.19	\$3.89	\$3.99	\$4.13	\$4.25	0	9,492	\$0.00			\$59.82		\$2,154	
3/4" Meter (Res: 60/Comm:)	0	1	\$22.91	\$1.19	\$3.89	\$3.99	\$4.13	\$4.25	0	36,978	\$0.00			\$174.50		\$2,094	
1" Meter (Res: 41/Comm:21)	311	2	\$28.34	\$1.19	\$3.89	\$3.99	\$4.13	\$4.25	5,662	14,699	\$42.28			\$85.99		\$159,842	
1" Meter (Res:61/Comm:91)	4	4	\$28.34	\$1.19	\$3.89	\$3.99	\$4.13	\$4.25	5,288	7,870	\$40.82			\$58.95		\$4,789	
1" Meter (Res: /Comm:97)	0	26	\$28.34	\$1.19	\$3.89	\$3.99	\$4.13	\$4.25	0	19,022	\$0.00			\$103.79		\$32,383	
1" Meter (Res: /Comm:71)	0	2	\$28.34	\$1.19	\$3.89	\$3.99	\$4.13	\$4.25	0	0	\$0.00			\$28.34		\$680	
1-1/2" Meter (Res: 43/Comm:23)	1	7	\$40.35	\$1.19	\$3.89	\$3.99	\$4.13	\$4.25	2,556	40,149	\$43.41			\$205.41		\$17,776	
1-1/2" Meter (Res: /Comm:92)	1	2	\$40.35	\$1.19	\$3.89	\$3.99	\$4.13	\$4.25	822	20,178	\$41.33			\$120.59		\$3,390	
1-1/2" Meter (Res: /Comm:73)	0	24	\$40.35	\$1.19	\$3.89	\$3.99	\$4.13	\$4.25	0	12,000	\$0.00			\$87.23		\$25,121	
2" Meter (Res: /Comm:24)	0	2	\$55.83	\$1.19	\$3.89	\$3.99	\$4.13	\$4.25	0	23,506	\$0.00			\$150.21		\$3,605	
2" Meter (Res: /Comm:29)	0	9	\$55.83	\$1.19	\$3.89	\$3.99	\$4.13	\$4.25	0	11,207	\$0.00			\$99.54		\$10,750	
2" Meter (Res: /Comm:93)	0	33	\$55.83	\$1.19	\$3.89	\$3.99	\$4.13	\$4.25	0	18,214	\$0.00			\$127.95		\$50,666	
2" Meter (Res: /Comm:99)	0	1	\$55.83	\$1.19	\$3.89	\$3.99	\$4.13	\$4.25	0	18,722	\$0.00			\$130.04		\$1,561	
2" Meter (Res: /Comm:74)	0	0	\$55.83	\$1.19	\$3.89	\$3.99	\$4.13	\$4.25	0	0	\$0.00			\$0.00		\$0	
3" Meter (Res: /Comm:25)	1	6	\$76.34	\$1.19	\$3.89	\$3.99	\$4.13	\$4.25	3,738	70,099	\$82.80			\$368.61		\$27,533	
3" Meter (Res: /Comm:94)	0	6	\$76.34	\$1.19	\$3.89	\$3.99	\$4.13	\$4.25	0	21,430	\$0.00			\$161.90		\$11,657	
4" Meter (Res: /Comm:26)	0	1	\$305.35	\$1.19	\$3.89	\$3.99	\$4.13	\$4.25	0	103,744	\$0.00			\$740.50		\$8,886	
4" Meter (Res: /Comm:79)	0	2	\$305.35	\$1.19	\$3.89	\$3.99	\$4.13	\$4.25	0	111,722	\$0.00			\$774.39		\$18,585	
6" Meter (Res: /Comm:78)	0	2	\$563.04	\$1.19	\$3.89	\$3.99	\$4.13	\$4.25	0	843,741	\$0.00			\$4,141.08		\$99,386	
8" Meter (Res:/Comm:)	0	0	\$801.63	\$1.19	\$3.89	\$3.99	\$4.13	\$4.25	0	0	\$0.00			\$0.00		\$0	
10" Meter (Res:/Comm:)	0	0	\$1,049.75	\$1.19	\$3.89	\$3.99	\$4.13	\$4.25	0	0	\$0.00			\$0.00		\$0	
Subtotal	3,695	396								35,363	1,454,605						
OUTSIDE CITY CUSTOMERS																	
			\$4.48	\$34.03	\$24.95	\$25.80											
3/4" Meter (Res: 89/Comm:81)	2	30	\$28.63	\$1.49	\$4.86	\$4.99	\$5.16	\$5.31	11,381	2,474	\$74.03			\$40.66		\$16,415	
3/4" Meter (Res: 50/Comm:83)	452	2	\$28.63	\$1.49	\$4.86	\$4.99	\$5.16	\$5.31	5,031	18,450	\$42.98			\$105.41		\$235,678	
3/4" Meter (Res:/Comm:30)	191	4	\$28.63	\$1.49	\$4.86	\$4.99	\$5.16	\$5.31	6,085	10,317	\$48.11			\$64.24		\$113,348	
3/4" Meter (Res:/Comm:30)	0	1	\$28.63	\$1.49	\$4.86	\$4.99	\$5.16	\$5.31	0	124,425	\$0.00			\$667.79		\$8,013	
3/4" Meter (Res:/Comm:30)	0	1	\$28.63	\$1.49	\$4.86	\$4.99	\$5.16	\$5.31	0	250,809	\$0.00			\$1,338.75		\$16,065	
3/4" Meter (Res:/Comm:30)	0	2	\$28.63	\$1.49	\$4.86	\$4.99	\$5.16	\$5.31	0	27,006	\$0.00			\$150.60		\$3,614	
1" Meter (Res:51/Comm:82)	5	18	\$35.43	\$1.49	\$4.86	\$4.99	\$5.16	\$5.31	4,743	11,639	\$48.38			\$77.63		\$19,672	
1" Meter (Res: /Comm:86)	3	3	\$35.43	\$1.49	\$4.86	\$4.99	\$5.16	\$5.31	4,888	12,746	\$49.08			\$83.16		\$4,761	
1" Meter (Res: /Comm:31)	0	0	\$35.43	\$1.49	\$4.86	\$4.99	\$5.16	\$5.31			\$0.00			\$0.00		\$0	
1" Meter (Res: /Comm:44)	0	0	\$35.43	\$1.49	\$4.86	\$4.99	\$5.16	\$5.31			\$0.00			\$0.00		\$0	
1-1/2" Meter (Res: /Comm:64)	1	8	\$50.44	\$1.49	\$4.86	\$4.99	\$5.16	\$5.31	6,656	15,721	\$72.69			\$113.14		\$11,733	
1-1/2" Meter (Res: /Comm:84)	1	1	\$50.44	\$1.49	\$4.86	\$4.99	\$5.16	\$5.31	5,700	34,656	\$68.04			\$213.02		\$3,373	
2" Meter (Res: /Comm:45)	1	8	\$69.79	\$1.49	\$4.86	\$4.99	\$5.16	\$5.31	225	26,468	\$70.13			\$188.90		\$18,976	
2" Meter (Res: /Comm:85)	0	9	\$69.79	\$1.49	\$4.86	\$4.99	\$5.16	\$5.31		10,000	\$0.00			\$118.40		\$12,787	
3" Meter (Res:/Comm:)	0	1	\$95.43	\$1.49	\$4.86	\$4.99	\$5.16	\$5.31		27,278	\$0.00			\$218.84		\$2,626	
3" Meter (Res:/Comm:)	0	1	\$95.43	\$1.49	\$4.86	\$4.99	\$5.16	\$5.31		32,833	\$0.00			\$248.33		\$2,980	
4" Meter (Res: /Comm:39)	0	1	\$381.68	\$1.49	\$4.86	\$4.99	\$5.16	\$5.31		76,144	\$0.00			\$764.52		\$9,174	
4" Meter (Res: /Comm:87)	0	2	\$381.68	\$1.49	\$4.86	\$4.99	\$5.16	\$5.31		14,428	\$0.00			\$437.80		\$10,507	
6" Meter (Res: /Comm:47)	0	0	\$703.81	\$1.49	\$4.86	\$4.99	\$5.16	\$5.31			\$0.00			\$0.00		\$0	
8" Meter (Res:/Comm:)	0	0	\$1,002.03	\$1.49	\$4.86	\$4.99	\$5.16	\$5.31			\$0.00			\$0.00		\$0	
10" Meter (Res:/Comm:)	0	0	\$1,312.18	\$1.49	\$4.86	\$4.99	\$5.16	\$5.31			\$0.00			\$0.00		\$0	
Subtotal	656	92							44,709	695,394							
TOTAL	4,351	488															\$2,575,614

IRRIGATION	RESIDENTIAL NUMBER OF CUSTOMERS	COMMERCIAL NUMBER OF CUSTOMERS	BASE CHARGE (\$/MONTH)	\$39.91	\$20.64	\$26.27	UNIT CHARGE (\$/1000 GAL)	UNIT CHARGE (\$/1000 GAL)	UNIT CHARGE (\$/1000 GAL)	UNIT CHARGE (\$/1000 GAL)	UNIT CHARGE (\$/1000 GAL)	AVERAGE USAGE (GAL/MON)	AVERAGE USAGE (GAL/MON)	AVG UNIT CHARGE PER MONTH (\$)	HISTORIC AVG MONTHLY BILL	AVG UNIT CHARGE PER MONTH (\$)	HISTORIC AVG MONTHLY BILL	TOTAL ANNUAL REVENUE (\$)	
				Block 1 < 10,000	Block 2 10,001 - 15,000	Block 3 15,001 - 20,000													Block 4 > 20,001
INSIDE CITY CUSTOMERS																			
3/4" Meter (Res: 60/Comm:96)	493	3	\$22.91	\$3.99	\$4.13	\$5.25	\$6.87					13,026.0	15,814	\$75.31		\$87.74		\$448,697	
3/4" Meter (Res: 68/Comm:70)	91	9	\$22.91	\$3.99	\$4.13	\$5.25	\$6.87					6,021	7,440	\$46.94		\$52.60		\$56,938	
3/4" Meter (Res: 68/Comm:70)	18	20	\$22.91	\$3.99	\$4.13	\$5.25	\$6.87					1,648	2,319	\$29.48		\$32.16		\$14,088	
3/4" Meter (Res: 68/Comm:70)		1	\$22.91	\$3.99	\$4.13	\$5.25	\$6.87							\$0.00		\$22.91		\$275	
1" Meter (Res: 61/Comm:71)	32	7	\$28.34	\$3.99	\$4.13	\$5.25	\$6.87					15,964	14,444	\$93.96		\$86.60		\$43,354	
1" Meter (Res: /Comm:97)		18	\$28.34	\$3.99	\$4.13	\$5.25	\$6.87						15,077	\$0.00		\$89.30		\$19,289	
1-1/2" Meter (Res: /Comm:73)		1	\$40.35	\$3.99	\$4.13	\$5.25	\$6.87							\$0.00		\$40.35		\$484	
1-1/2" Meter (Res: /Comm:73)		6	\$40.35	\$3.99	\$4.13	\$5.25	\$6.87						22,680	\$0.00		\$145.59		\$10,483	
2" Meter (Res: 69/Comm:74)		3	\$55.83	\$3.99	\$4.13	\$5.25	\$6.87						140,218	\$0.00		\$969.02		\$34,885	
2" Meter (Res: 49/Comm:)		1	\$55.83	\$3.99	\$4.13	\$5.25	\$6.87						92,556	\$0.00		\$641.39		\$7,697	
2" Meter (Res: 49/Comm:)		5	\$55.83	\$3.99	\$4.13	\$5.25	\$6.87						69,880	\$0.00		\$485.52		\$29,131	
2" Meter (Res: 49/Comm:)		15	\$55.83	\$3.99	\$4.13	\$5.25	\$6.87						6,206	\$0.00		\$80.60		\$14,508	
3" Meter (Res: /Comm:63)		2	\$76.34	\$3.99	\$4.13	\$5.25	\$6.87						45,144	\$0.00		\$336.00		\$8,064	
4" Meter (Res: /Comm:)			\$305.35	\$3.99	\$4.13	\$5.25	\$6.87							\$0.00		\$0.00		\$0	
6" Meter (Res: /Comm:)			\$563.04	\$3.99	\$4.13	\$5.25	\$6.87							\$0.00		\$0.00		\$0	
8" Meter (Res:/Comm:)			\$801.63	\$3.99	\$4.13	\$5.25	\$6.87							\$0.00		\$0.00		\$0	
10" Meter (Res:/Comm:)			\$1,049.75	\$3.99	\$4.13	\$5.25	\$6.87							\$0.00		\$0.00		\$0	
	634	91										36659	431778						
OUTSIDE CITY CUSTOMERS																			
3/4" Meter (Res: 50/Comm:30)	0	8	\$28.63	\$4.99	\$5.16	\$6.57	\$8.59					7,278	7,631	\$0.00		\$66.71		\$6,404	
3/4" Meter (Res: 50/Comm:30)	9	2	\$28.63	\$4.99	\$5.16	\$6.57	\$8.59					5,193	2,460	\$54.54		\$40.91		\$6,872	
1" Meter (Res:48/Comm:31)	1	7	\$35.43	\$4.99	\$5.16	\$6.57	\$8.59					3,731	5,514	\$54.04		\$62.94		\$5,935	
1-1/2" Meter (Res: /Comm:)		1	\$50.44	\$4.99	\$5.16	\$6.57	\$8.59						256,500	\$0.00		\$2,218.19		\$26,618	
2" Meter (Res: /Comm:67)		4	\$69.79	\$4.99	\$5.16	\$6.57	\$8.59						2,797	\$0.00		\$83.75		\$4,020	
3" Meter (Res:/Comm:)			\$95.43	\$4.99	\$5.16	\$6.57	\$8.59							\$0.00		\$0.00		\$0	
4" Meter (Res: /Comm:)			\$381.68	\$4.99	\$5.16	\$6.57	\$8.59							\$0.00		\$0.00		\$0	
6" Meter (Res: /Comm:)			\$703.81	\$4.99	\$5.16	\$6.57	\$8.59							\$0.00		\$0.00		\$0	
8" Meter (Res:/Comm:)			\$1,002.03	\$4.99	\$5.16	\$6.57	\$8.59							\$0.00		\$0.00		\$0	
10" Meter (Res:/Comm:)			\$1,312.18	\$4.99	\$5.16	\$6.57	\$8.59							\$0.00		\$0.00		\$0	
	10	22										16,202	274,902						
TOTAL	644	113																	\$737,743