



County Council - Administrator Budget Workshop Beaufort County, SC

Council Chambers, Administration Building Beaufort County Government Robert Smalls
Complex 100 Ribaut Road, Beaufort

Thursday, April 21, 2022
10:00 AM

AGENDA

1. CALL TO ORDER
2. PLEDGE OF ALLEGIANCE AND INVOCATION
3. PUBLIC NOTIFICATION OF THIS MEETING HAS BEEN PUBLISHED, POSTED, AND DISTRIBUTED IN COMPLIANCE WITH THE SOUTH CAROLINA FREEDOM OF INFORMATION ACT
4. APPROVAL OF AGENDA

CITIZEN COMMENTS

5. **CITIZEN COMMENTS - (ANYONE who wishes to speak during the Citizen Comment portion of the meeting will limit their comments to no longer than three (3) minutes (a total of 15 minutes) and will address Council in a respectful manner appropriate to the decorum of the meeting, refraining from the use of profane, abusive, or obscene language)**

PUBLIC HEARINGS AND ACTION ITEMS

6. PRESENTATION OF FY2023 GENERAL FUND BUDGET REQUEST
7. ADJOURNMENT



Beaufort County
South Carolina

Beaufort County Council Budget Work Session- 2

April 21, 2022

1




Beaufort County
South Carolina

Budget Discussion- Updates

- Increased COLA amounts to 5% for FY2023
- General Fund Revenues have been updated to reflect new VOM
- New Personnel Requests-now includes the Coroner's request
- Capital Equipment Requests (Vehicles and Heavy Equipment)
- Special Revenue Funds
- Enterprise Funds

2




Beaufort County South Carolina

FY2023 Estimated Value of a Mil

- Estimated VOM for FY2023: \$2,248,544
- FY2022 Estimate was \$2,131,938
- Increase of \$116,606 in value of 1 mil (>5%)
- Total increase of \$6.2M in revenue

3




Beaufort County South Carolina

FY2023 General Fund Big Picture

FY 23 Projected Revenues	\$145,324,957
FY 23 Projected Expenditures	\$145,253,434
Surplus:	\$71,523

4




Beaufort County South Carolina

FY2023 General Fund Revenues

	FY2022 ADOPTED	FY2023 PROJECTED
AD VALOREM TAXES	\$100,823,197	\$111,271,690
LICENSES/PERMITS	\$4,013,750	\$3,818,000
INTERGOVERNMENTAL	\$10,108,473	\$10,783,780
CHARGES FOR SERVICES	\$14,135,800	\$15,961,719
FINES & FORFEITURES	\$692,100	\$770,018
INTEREST	\$175,700	\$131,000
MISCELLANEOUS	\$290,900	\$335,000
TRANSFERS IN	\$2,423,079	\$2,253,750
TOTAL	\$132,662,999	\$145,324,957

5



Beaufort County South Carolina

FY2023 General Fund Expenses

	FY2022 ADOPTED	FY2023 REQUESTED
GENERAL GOVERNMENT	\$48,507,093	\$52,941,799
PUBLIC SAFETY	\$46,885,930	\$52,984,381
PUBLIC WORKS	\$13,758,633	\$14,429,107
PUBLIC HEALTH	\$81,000	\$81,000
PUBLIC WELFARE	\$398,000	\$398,000
CULTURE & RECREATION	\$9,341,694	\$11,190,751
TRANSFERS OUT OF GF	\$13,375,961	\$13,228,395
TOTAL	\$132,402,978	\$145,253,434

Departmental detail in handout

6




Beaufort County South Carolina

New Position Requests

GENERAL FUND:

Family Court	\$42,709
Coroner's Office	\$428,400
Broadcast Services	\$33,170
Planning & Zoning	\$59,920
IT Systems Management	\$89,520
Human Resources	\$105,840
Business Services	\$49,478
Facility Management	\$47,112
Parks & Recreation	\$655,601
General Fund Total Requested:	\$1,504,479

7




Beaufort County South Carolina

Vehicle and Equipment Requests

GENERAL FUND:

Emergency Medical Services	\$592,000
Facility Managements	\$120,000
Parks and Recreation	\$401,000
Public Works	\$145,517
Transportation Engineering	\$71,505
General Fund Total Requested:	\$1,330,022

8




Beaufort County South Carolina

FY2023 Other Funds

	<u>Revenues</u>	<u>Expenditures</u>
SPECIAL REVENUE FUNDS:	\$136,279,972	\$130,131,450
CAPITAL PROJECT FUNDS:	\$171,942,043	\$171,702,188
DEBT SERVICE FUNDS:	\$28,489,129	\$24,752,408
GARAGE ISF:	\$3,967,427	\$3,967,427

9




Beaufort County South Carolina

FY23 Special Revenue Funds

Revenues	\$136,279,972
Expenditures	\$130,131,450

NOTE: FY23 Projected Impact Fees Revenue: \$5,691,086

10




Beaufort County South Carolina

Vehicle and Equipment Requests

<u>Other Funds:</u>	<u>Other Funds Total Requested</u>
Central Garage	\$ 156,488
Stormwater Utility	\$ 255,000
Hilton Head Island Airport	\$ 175,000
	\$586,488

11



Beaufort County South Carolina

FY23 Enterprise Funds

	<u>Revenues</u>	<u>Expenditures</u>
Beaufort Executive Airport	\$1,028,840	\$1,025,088
Hilton Head Island Airport	\$10,953,012	\$10,685,019
Solid Waste & Recycling	\$10,677,752	\$10,319,687
Stormwater	\$8,363,810	\$8,363,810

12



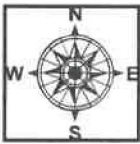
Beaufort County South Carolina

Next Steps

- May 9th- Administrator's Budget Presentation to County Council
 - First reading of Budget Ordinance
- May 9th-27th – Council's Review of Administrator's Budget
- May 16th - Finance Committee-Budget Presentations
 - BCSD
 - LRTA
 - LISH & Burton Fire Districts
- May 23rd- Second Reading & Public Hearing of Budget Ordinance
- June 13th- Third & Final Reading of Budget Ordinance

Name	GENERAL FUND EXPENSES-W/5% COLA	2022 Adopted	FY2023 - FY23 (In Progress)	FY2022 Adopted vs. FY2023-Closed Requests [2] (% Change)
Expenditures				
General Government				
County Council		\$977,085.00	\$1,206,402.00	22.325%
Auditor		\$1,136,470.00	\$1,314,900.00	13.875%
Treasurer		\$2,276,591.00	\$2,172,013.00	-4.594%
Clerk of Court		\$1,161,730.00	\$1,139,056.00	-1.952%
Family Court		\$448,657.00	\$537,777.00	15.406%
Probate Court		\$944,724.00	\$1,016,914.00	5.764%
Coroner		\$794,875.00	\$1,096,258.00	2.979%
Legislative Delegation		\$68,789.00	\$68,039.00	0%
Beaufort Magistrate		\$2,281,963.00	\$2,445,131.00	2.083%
Master In Equity		\$426,427.00	\$458,694.00	5.551%
14th Circuit Solicitor		\$1,887,500.00	\$1,887,500.00	0%
County Administrator		\$1,940,950.00	\$1,967,925.00	0.076%
Communications & Accountability		\$303,609.00	\$491,284.00	58.825%
Broadcast Services		\$398,429.00	\$535,174.00	22.875%
County Attorney		\$860,112.00	\$1,003,507.00	2.161%
Economic Development		\$426,388.00	\$449,709.00	0%
Finance		\$1,361,024.00	\$1,424,895.00	1.703%
Budget Department		\$0.00	\$322,166.00	
Risk Management		\$4,885,446.00	\$4,583,615.00	5.668%
Purchasing		\$208,686.00	\$257,957.00	21.943%
Assessor		\$2,132,180.00	\$2,267,313.67	9.328%
Register of Deeds		\$528,477.00	\$485,513.00	2.090%
Planning & Zoning		\$996,984.00	\$1,165,166.00	7.606%
Comprehensive Plan			\$0.00	
Business Services		\$387,329.00	\$411,435.00	-10.313%
Director of Community Services			\$0.00	
Voter Registration / Elections		\$935,486.00	\$1,351,324.00	43.486%
Election Workers			\$0.00	
IT: Management Information Systems		\$3,761,521.00	\$5,769,481.69	50.946%
IT: Mapping and Applications		\$2,078,025.00	\$2,171,440.00	3.150%
Records Management		\$669,218.00	\$696,546.00	2.793%
Human Resources		\$828,664.00	\$1,019,006.00	-1.292%
Employer Provided Benefits (Group Health, Workers' Compe		\$11,850,000.00	\$11,525,000.00	0%
Building Inspections and Codes		\$1,368,572.00	\$1,424,982.00	1.090%
Veterans Affairs		\$181,182.00	\$275,676.00	49.672%
Total General Government:		\$48,507,093.00	\$52,941,799.36	8.585%
Public Safety				
BCSO: Sheriff's Office		\$8,520.00	\$0.00	-100%
BCSO: Administrative Division		\$9,019,877.00	\$29,495,496.00	225.546%
BCSO: Special Operations Division		\$9,563,044.00	\$0.00	-100%
BCSO: DNA Lab		\$1,199,771.00	\$0.00	-100%
BCSO: Enforcement Division			\$0.00	
BCSO: Multi Agency Drug Task Force		\$993,471.00	\$0.00	-100%
BCSO: Emergency Management		\$931,439.00	\$0.00	-100%
Emergency Operations (Disaster)			\$0.00	
Emergency Services Director			\$0.00	
BCSO: Communications		\$5,152,224.00	\$0.00	-100%
Emergency Medical Services		\$10,373,104.00	\$14,512,524.00	41.259%
BCSO: Traffic Management		\$1,078,798.00	\$0.00	-100%
Detention Center		\$7,278,666.00	\$7,653,116.28	8.397%
Animal Services		\$1,287,016.00	\$1,323,245.00	2.227%
Total Public Safety:		\$46,885,930.00	\$52,984,381.28	13.515%
Public Works				
Traffic Operations		\$455,362.00	\$448,386.00	-2.534%
Public Works		\$4,808,699.00	\$4,111,847.94	-12.669%
Facilities Management		\$5,969,922.00	\$7,014,620.45	17.645%
Capital Projects		\$499,816.00	\$506,295.00	-11.073%
Mosquito Control		\$1,662,599.00	\$1,835,994.00	9.324%
Transportation Engineering		\$362,235.00	\$511,964.00	39.788%
Solid Waste and Recycling			\$0.00	
Total Public Works:		\$13,758,633.00	\$14,429,107.39	4.917%
Public Health				

	Public Health Subsidies	\$81,000.00	\$81,000.00	0%
	Total Public Health:	\$81,000.00	\$81,000.00	0%
	Public Welfare			
	Human/Social Services	\$54,667.00	\$0.00	-100%
	Public Welfare Subsidies	\$398,000.00	\$398,000.00	0%
	Total Public Welfare:	\$452,667.00	\$398,000.00	-12.077%
	Culture and Recreation			
	Parks and Recreation	\$4,448,792.00	\$4,636,863.00	-12.698%
	Parks and Recreation - Bluffton	\$741,559.00	\$1,947,391.00	164.554%
	Library	\$4,151,343.00	\$4,606,497.00	10.477%
	Total Culture and Recreation:	\$9,341,694.00	\$11,190,751.00	11.671%
	Transfers out of GF			
	Gen Govt Direct Subsidies	\$947,254.00	\$1,217,892.00	0%
	General Fund Xfers Out	\$5,819,701.00	\$5,040,016.00	-17.208%
	Indigent Care - Beaufort	\$852,775.00	\$899,418.00	0%
	Indigent Care - BJHCH	\$852,775.00	\$899,418.00	0%
	Higher Education	\$4,903,456.00	\$5,171,651.00	0%
	Total Transfers out of GF:	\$13,375,961.00	\$13,228,395.00	-7.487%
	Total Expenditures:	\$132,402,978.00	\$145,253,434.03	8.468%

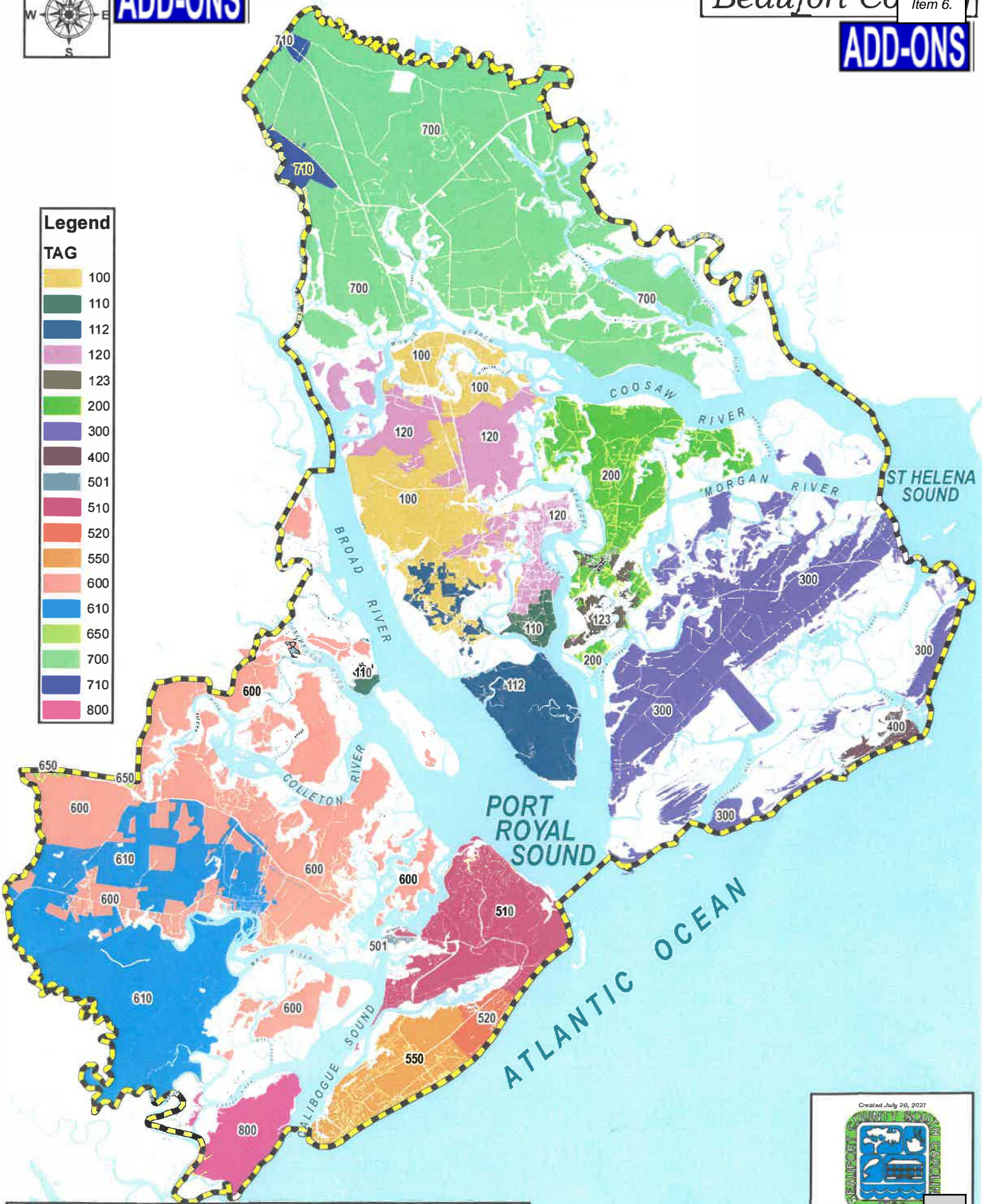


ADD-ONS

ADD-ONS

Legend

TAG	Color
100	Yellow
110	Dark Green
112	Dark Blue
120	Pink
123	Brown
200	Light Green
300	Purple
400	Dark Brown
501	Grey
510	Red
520	Orange
550	Light Orange
600	Light Red
610	Blue
650	Light Green
700	Light Green
710	Dark Blue
800	Pink



Created July 20, 2021

Prepared by Beaufort County GIS



Beaufort County
TREASURER

Maria Walls, CPA

What Year Is It?

2021

2022

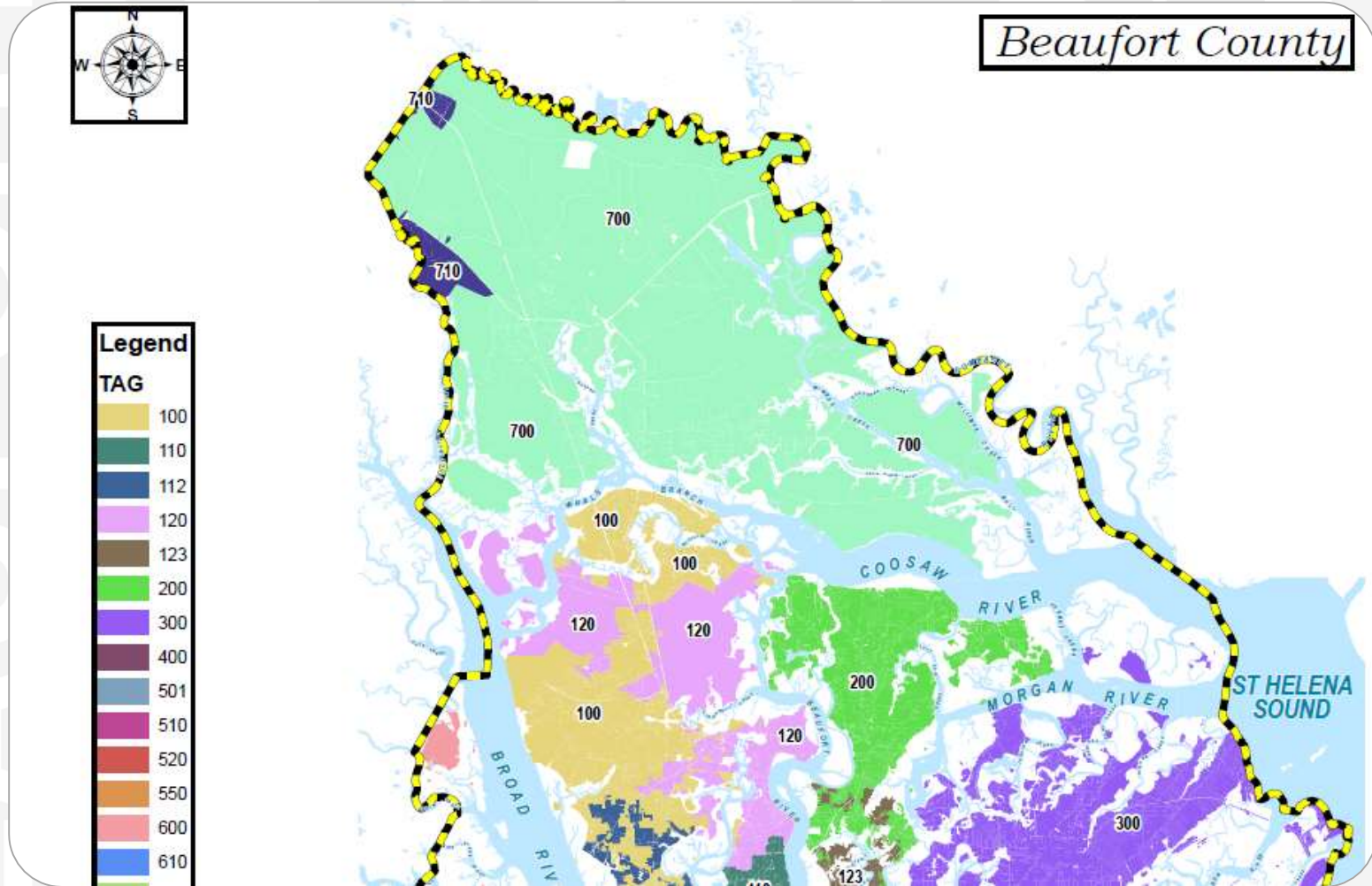
June October December January July November December

Fiscal Year 2022


Tax Year 2021

Calendar Year 2022

Grab Your Map



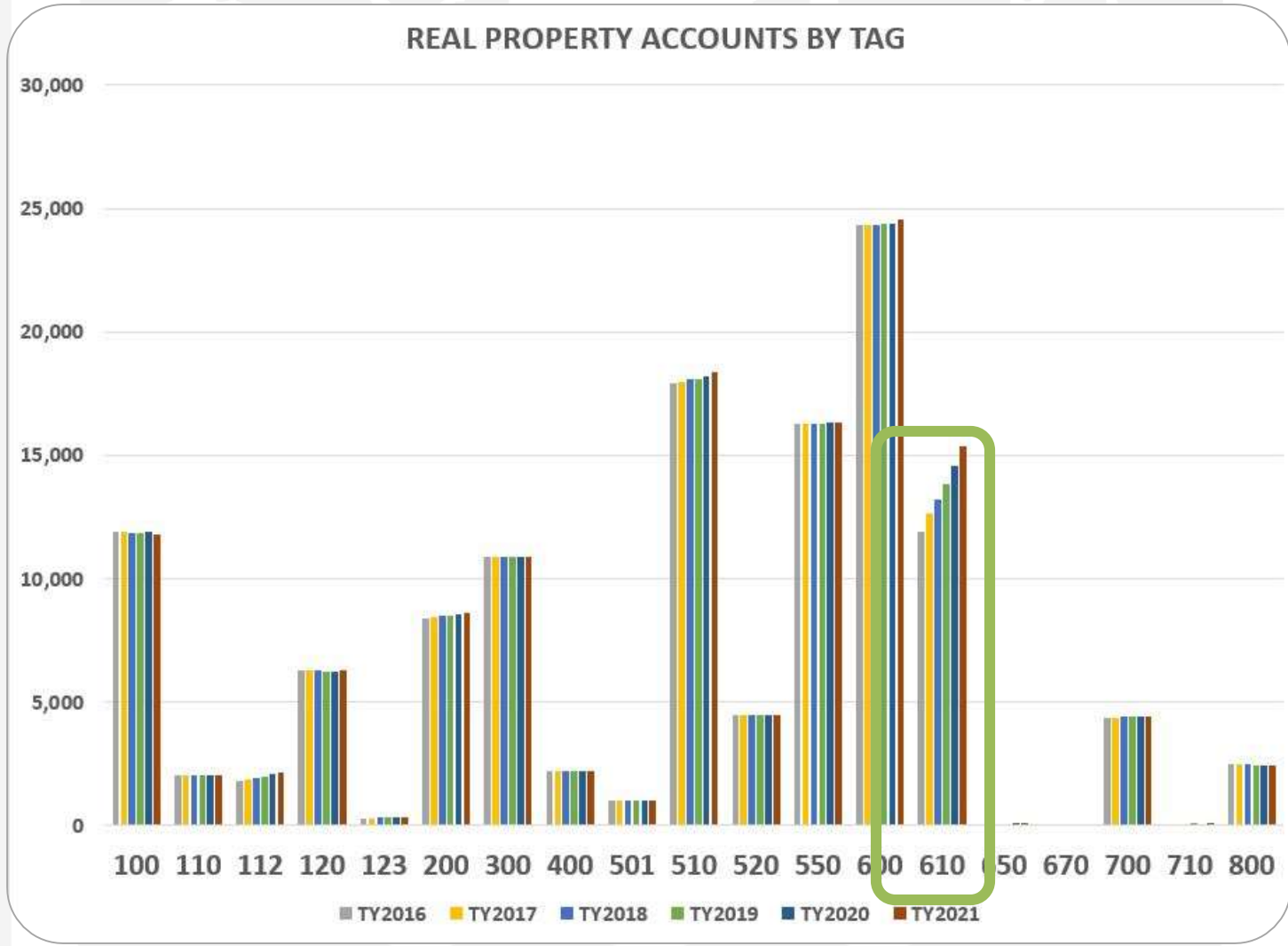
Account Volume



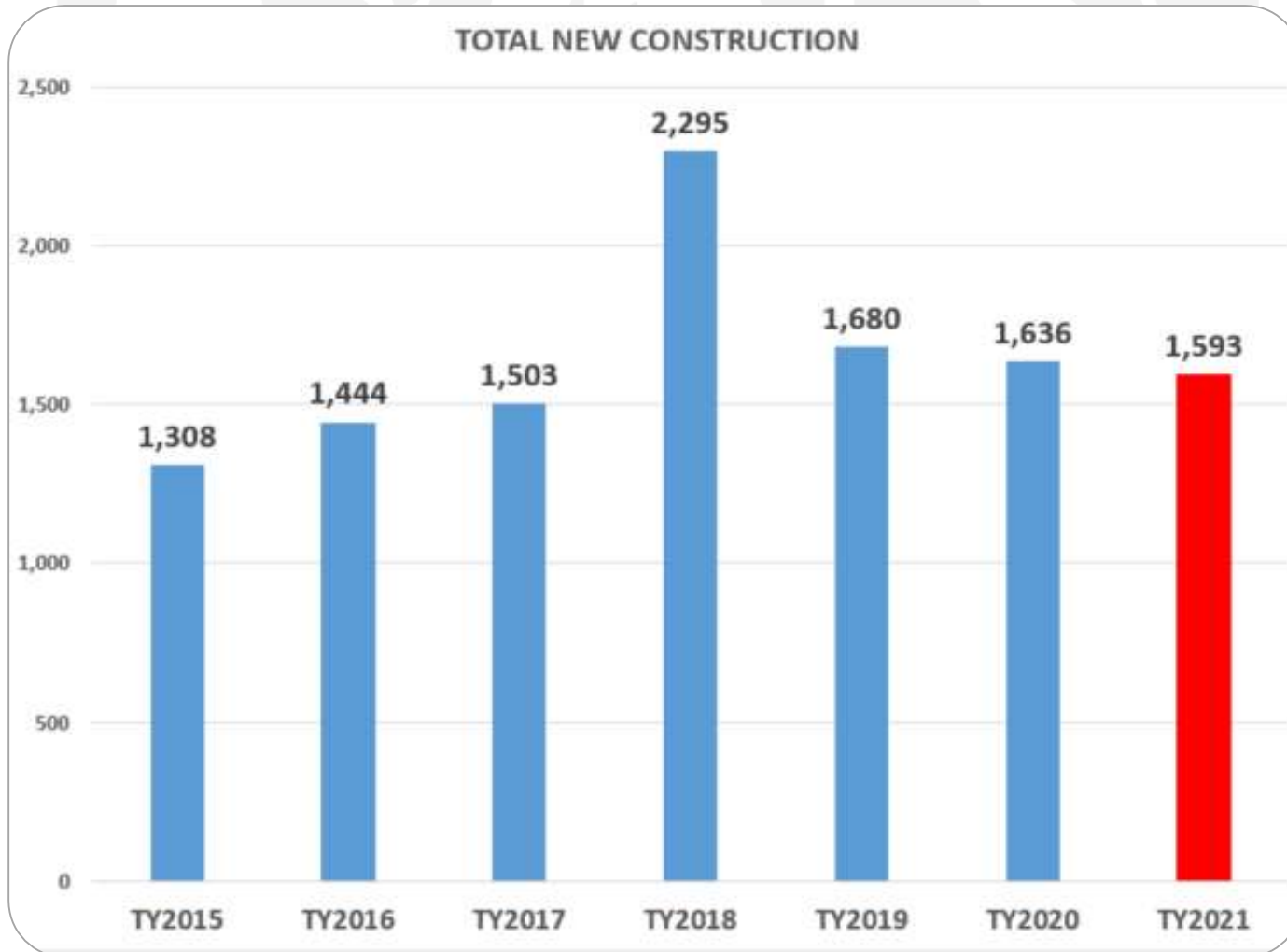
Real Property Accounts



Real Property Accounts



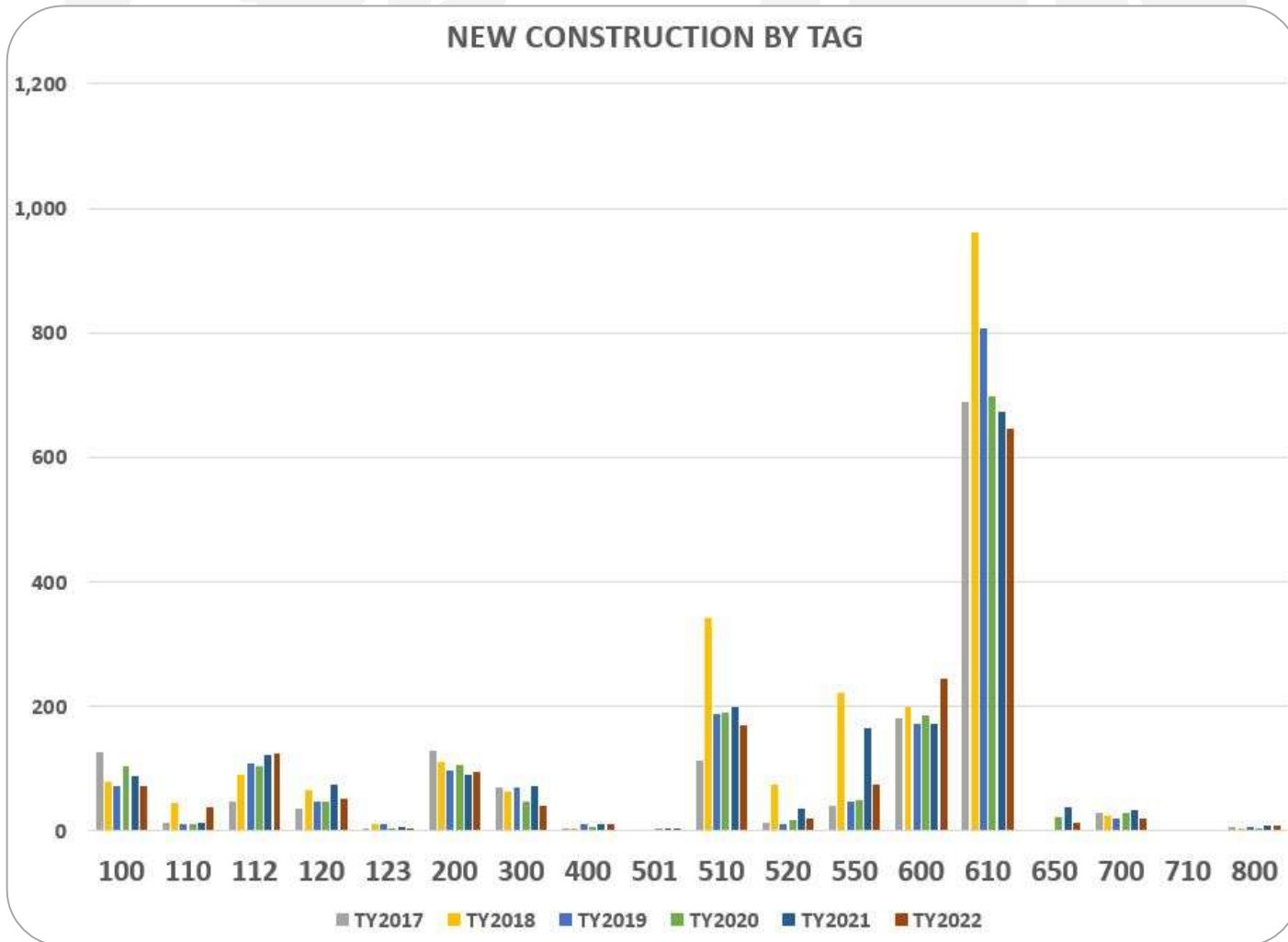
New Construction – July 2021



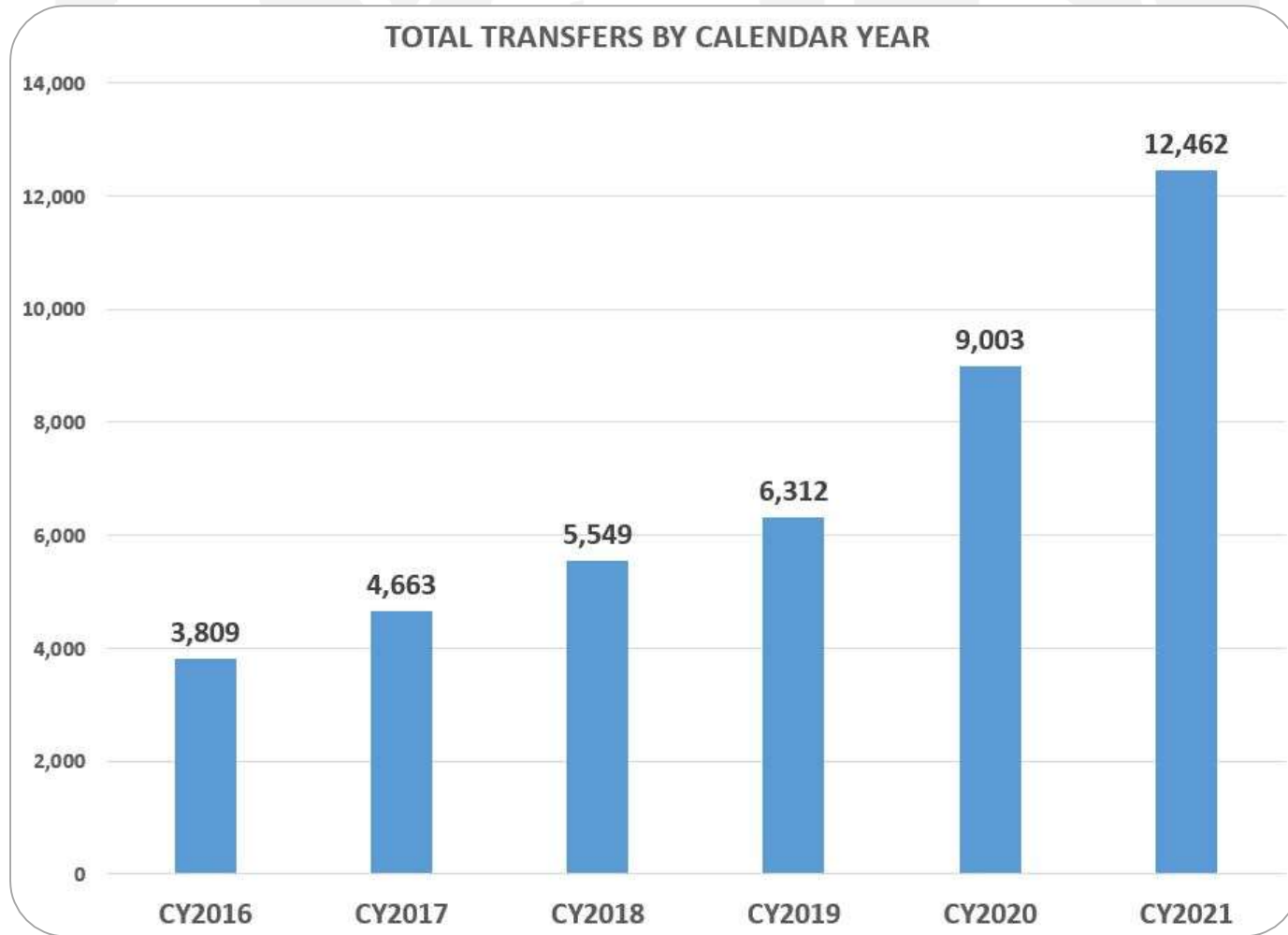
New Construction – March 2022



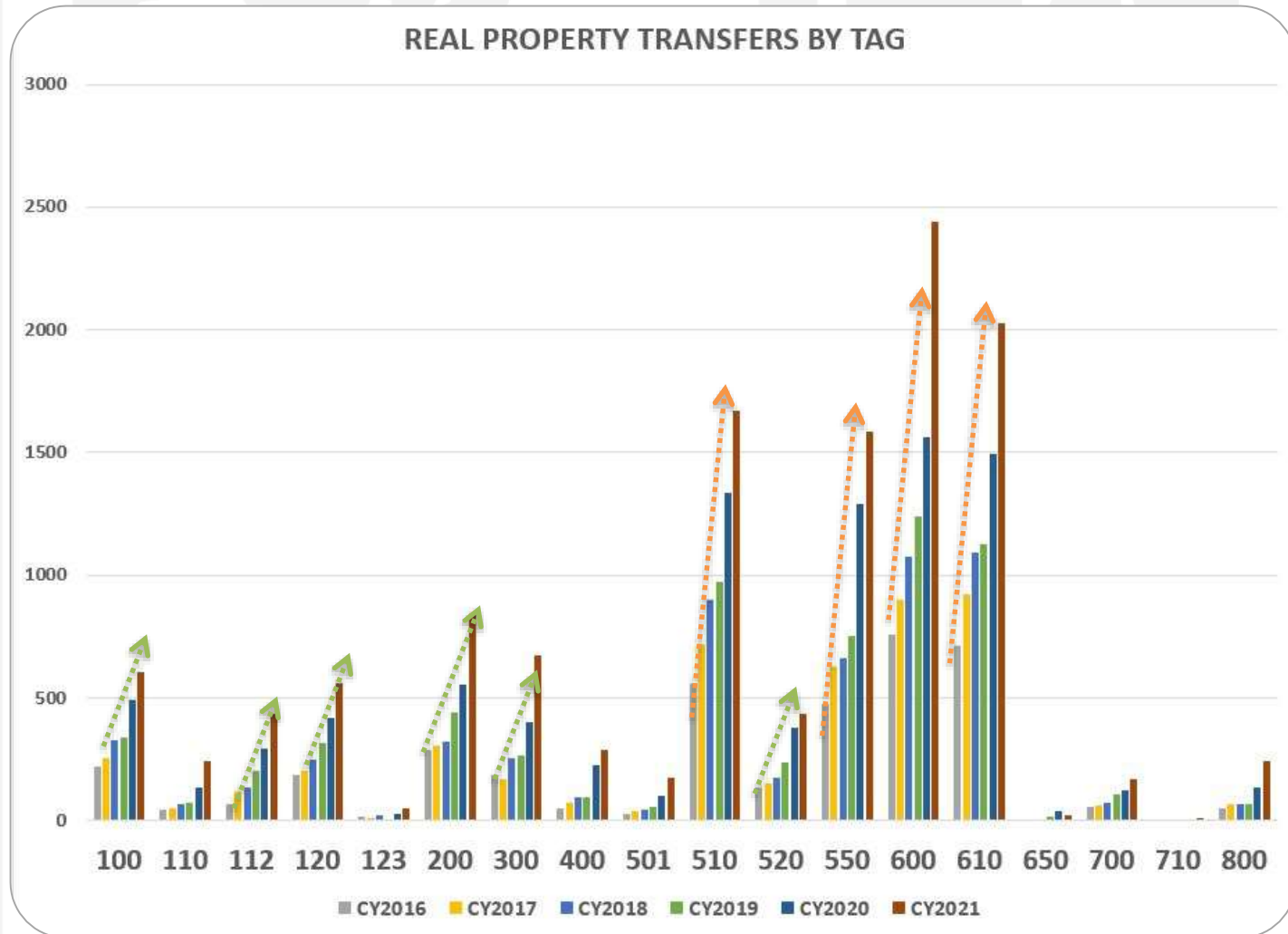
New Construction



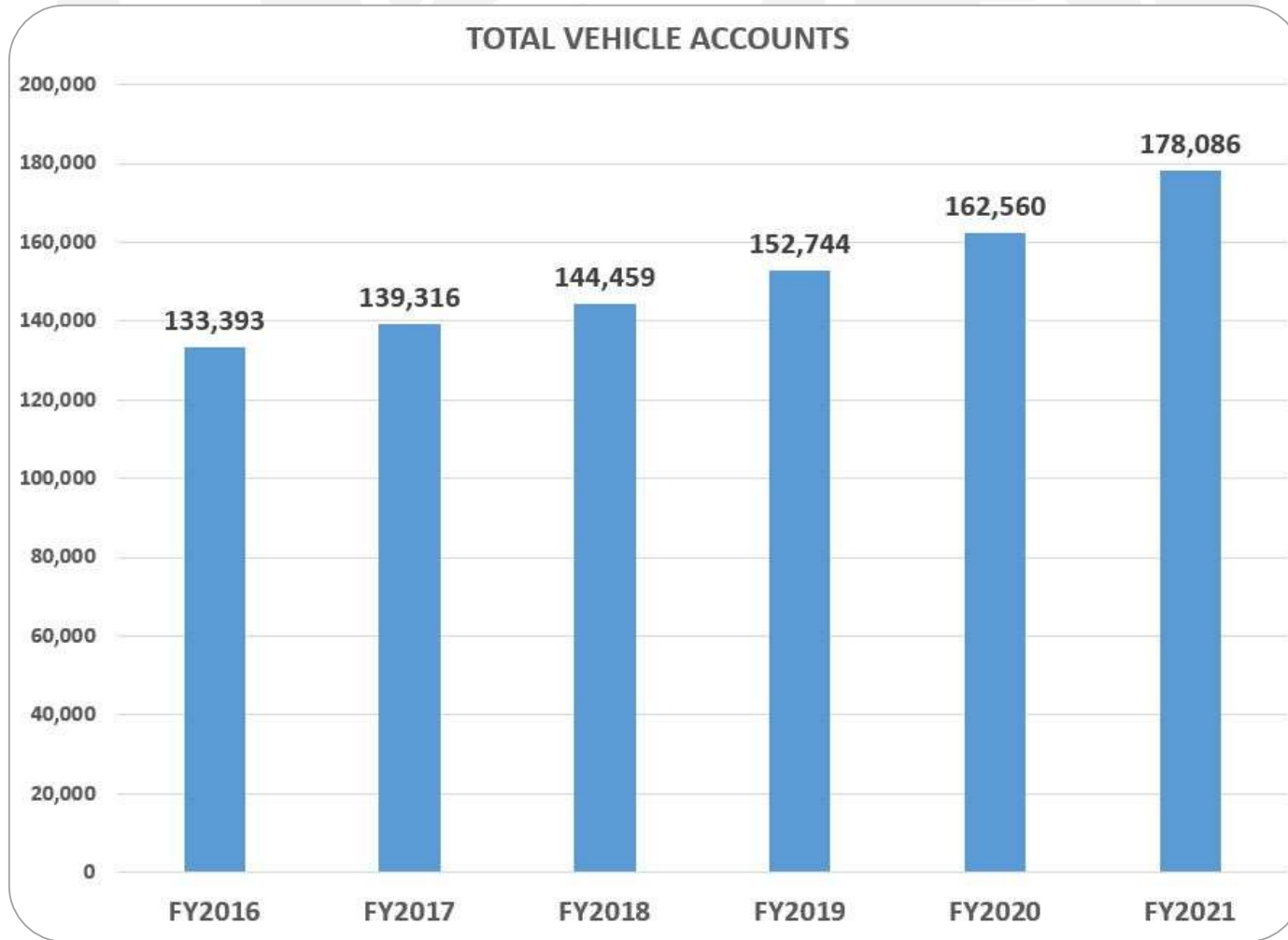
Property Transfers



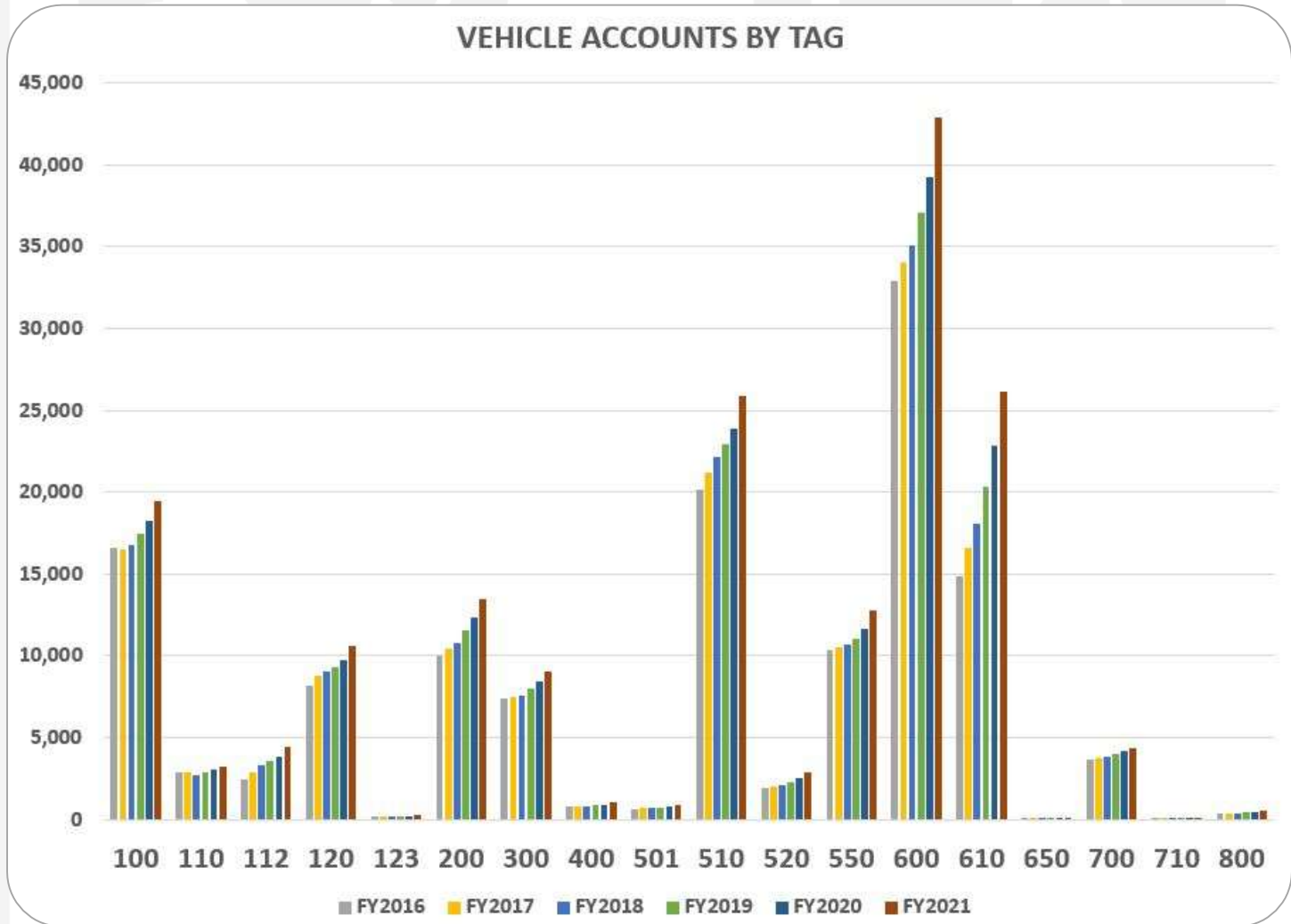
Property Transfers



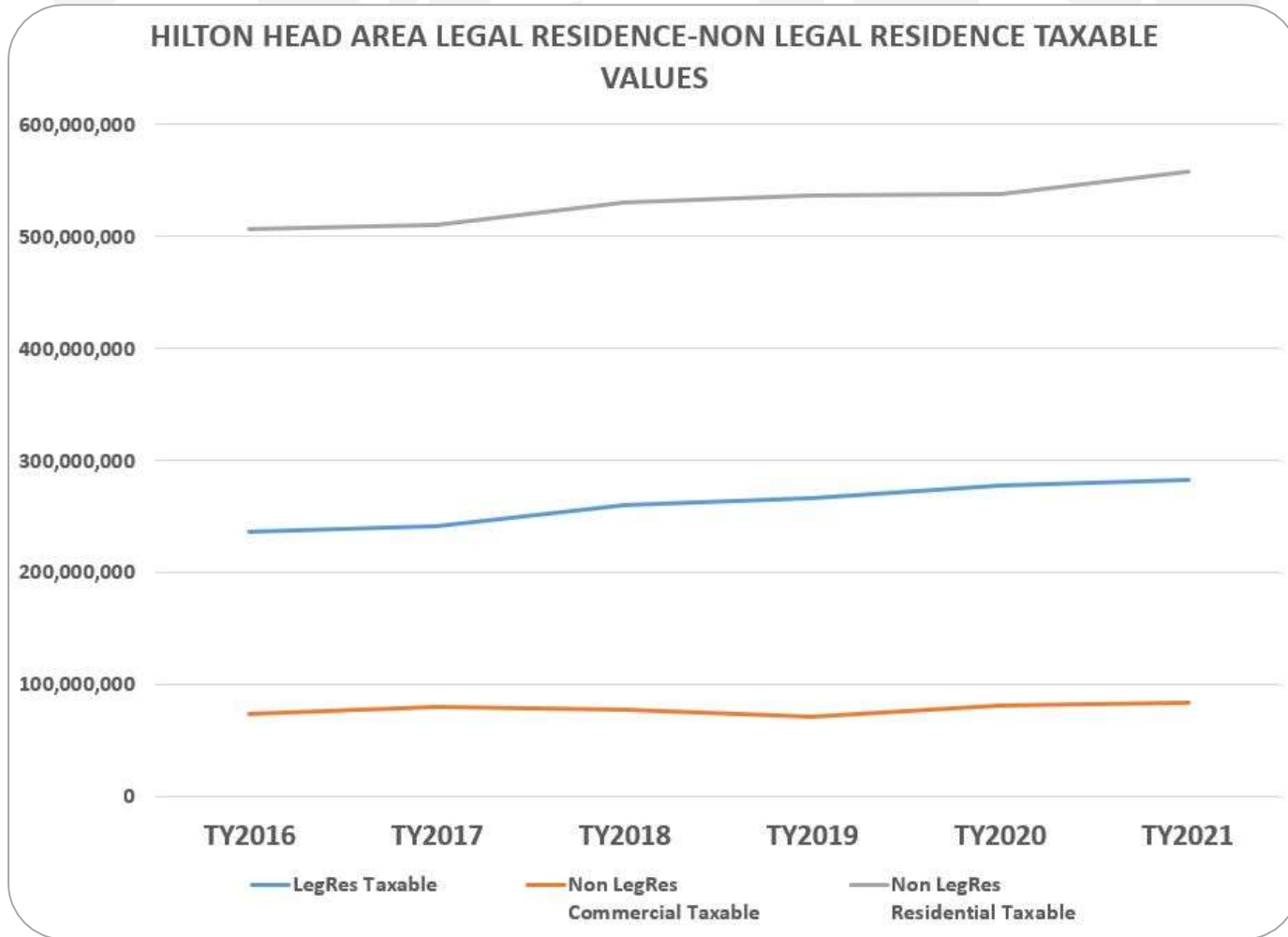
Vehicle Accounts



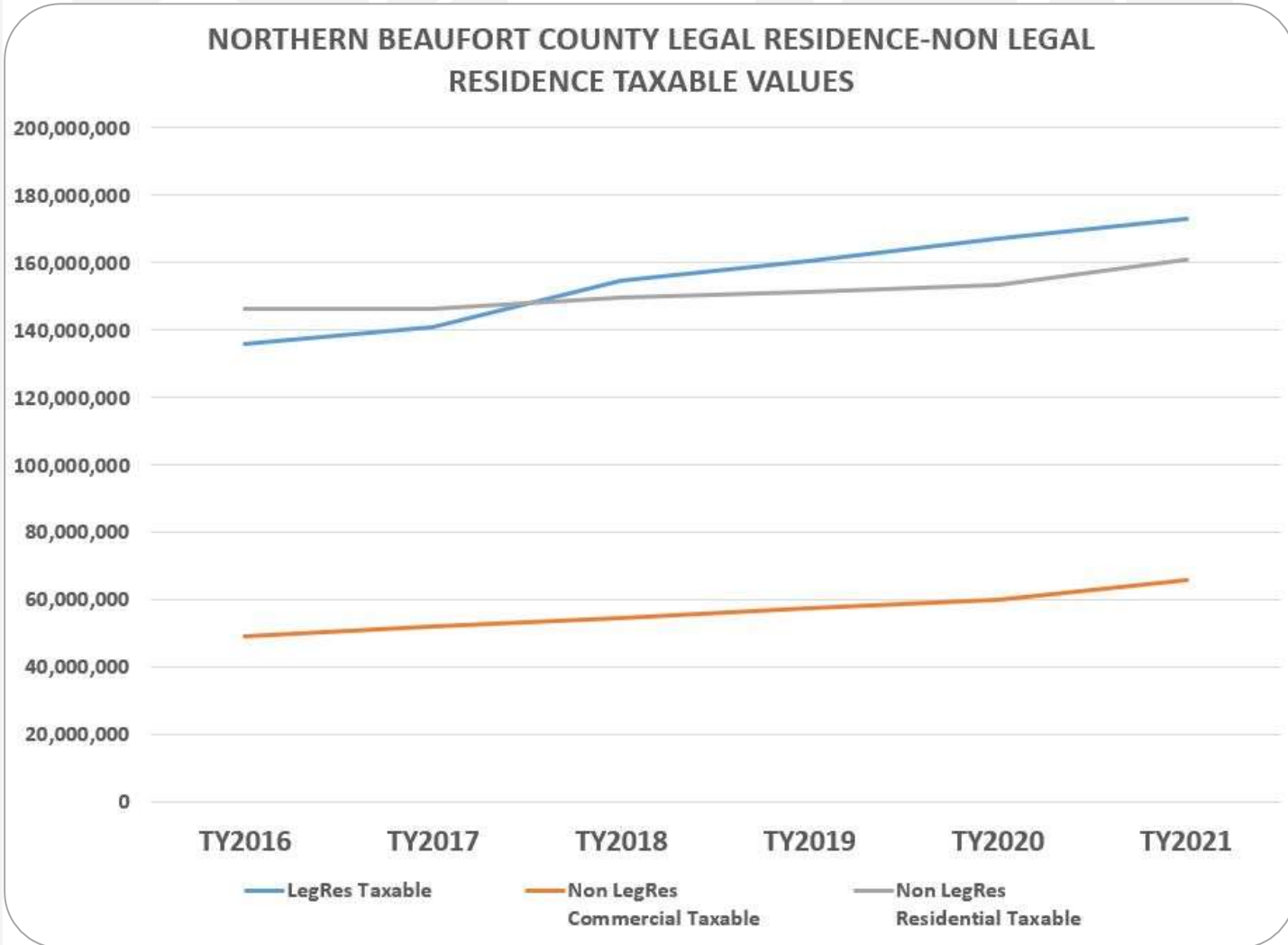
Vehicle Accounts



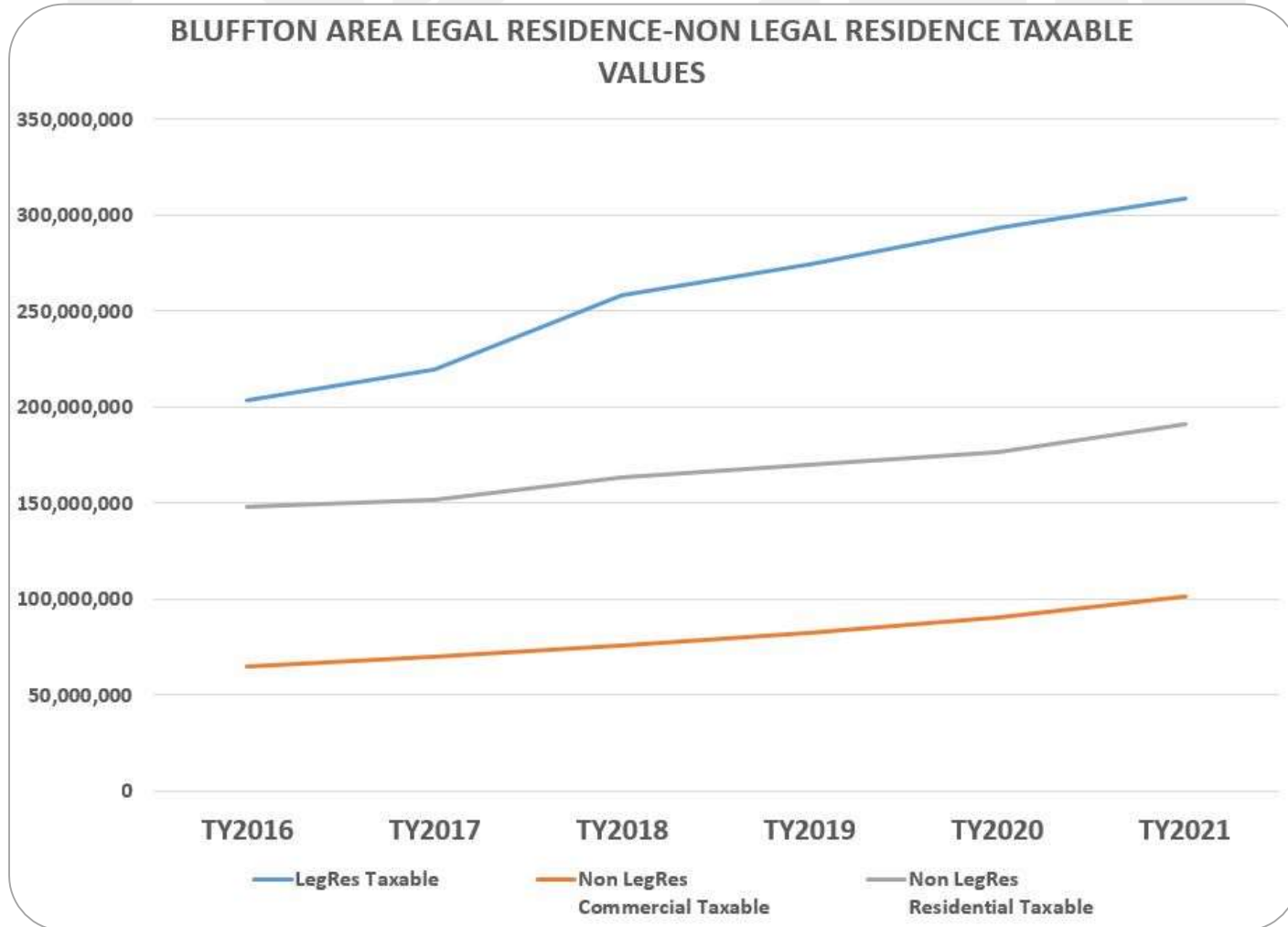
Values – Hilton Head Area



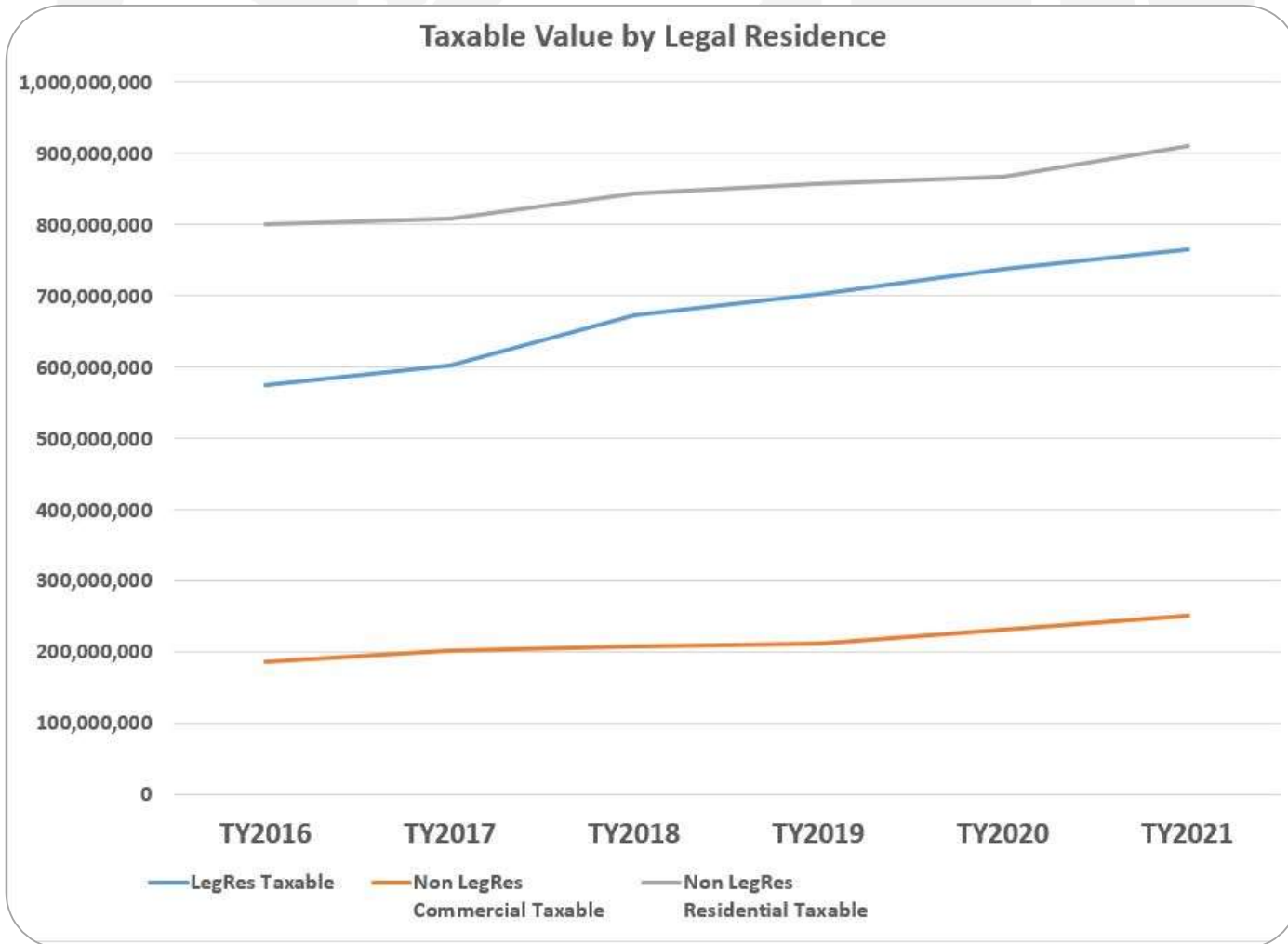
Values – Northern Beaufort County



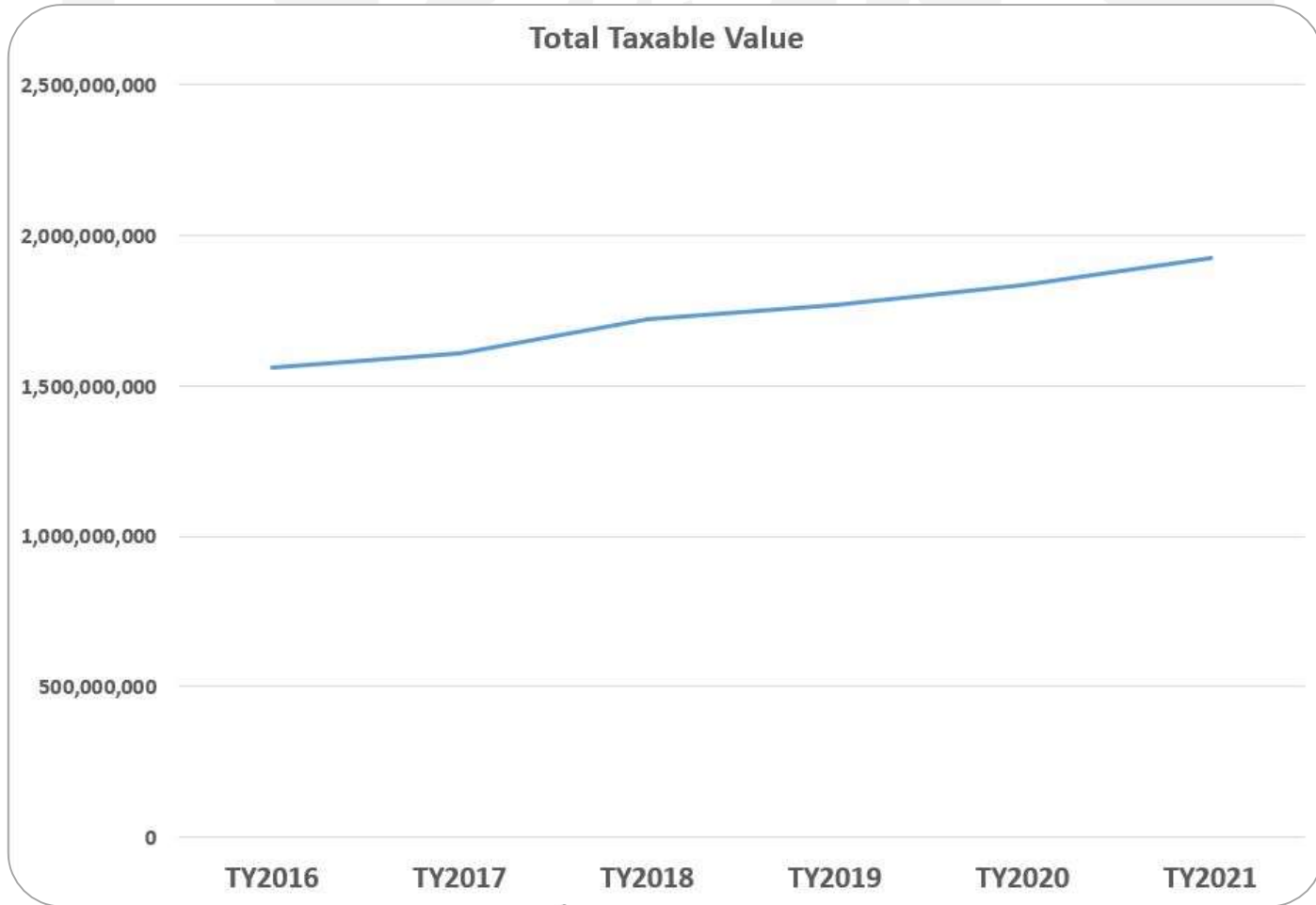
Values – Bluffton



Taxable Value by LegRes



Total Taxable Value





Beaufort County
TREASURER

Questions