Prosper is a place where everyone matters.

Agenda

Prosper Town Council Meeting
Council Chambers
Prosper Town Hall
250 W. First Street, Prosper, Texas
Tuesday, February 09, 2021
5:45 PM

Notice Regarding Public Participation

Governor Greg Abbott has granted a temporary suspension of certain rules to allow for telephone or videoconference public meetings in an effort to reduce in-person meetings that assemble large groups of people, due to the COVID-19 public health emergency.

Individuals may attend the Prosper Town Council meeting in person, or access the meeting via videoconference, or telephone conference call.

Join the Zoom Meeting by clicking on the following link:
https://us02web.zoom.us/j/87189889684

Enter Meeting ID: 87189889684

To request to speak, click on "Participants" at the bottom of the screen, and click "Raise Hand." The meeting moderator will acknowledge your request and allow you to speak.

To join the meeting by phone, dial (346) 248-7799

Enter Meeting ID: 87189889684

To request to speak, enter *9, and *6 to mute/unmute yourself. The meeting moderator will acknowledge your request and allow you to speak. When addressing the Council, please state your name and address before beginning your comments. Please limit your comments to three minutes.

If you encounter any problems joining or participating in the meeting, please call our help line at 972-569-1191 for assistance.

Call to Order/ Roll Call.

Invocation, Pledge of Allegiance and Pledge to the Texas Flag.

Announcements of recent and upcoming events.

Presentations.

1. Presentation of a Proclamation to the family of former Councilmember Ane Casady in honor of her service to the Town of Prosper. **(RB)**

Discussion Items.

2. SmartSheet Demonstration **(LH)**

CONSENT AGENDA:
Items placed on the Consent Agenda are considered routine in nature and non-controversial. The Consent Agenda can be acted upon in one motion. Items may be removed from the Consent Agenda by the request of Council Members or staff.

3. Consider and act upon the minutes from the January 26, 2021, Town Council meeting. **(ML)**

4. Consider and act upon an ordinance ordering a General Election to be held on May 1, 2021, and authorizing the Town Manager to execute contracts with the Collin County Election Administration, the Denton County Election Administration, and the Prosper Independent School District for joint election services. **(ML)**

5. Consider and act upon a resolution designating *The Prosper Press* as the official newspaper of the Town of Prosper, and *The Dallas Morning News* and *The Frisco Enterprise* as alternative advertising sources, for Fiscal Year 2020-2021. **(ML)**

6. Receive the December Financial Report. **(BP)**

7. Receive the Quarterly Investment Report. **(BP)**

8. Consider and act upon an ordinance of the Town of Prosper, Texas amending Chapter 13, "Utilities," Section 13.07.009(a), Penalties or Disconnections During Coronavirus Public Health Emergency; and Creation of Coronavirus Disaster Economic Relief Fund" establishing an effective date to reinstate late payment fees or penalties and disconnection of services for non-payment of utility customer accounts. **(BP)**

9. Consider and act upon approving the purchase of a Multi Pro 5800 chemical spray unit from Professional Turf Products, through the Texas Local Government Purchasing Cooperative; and authorizing the Town Manager to execute documents for the same. **(DR)**

10. Consider and act upon authorizing the Town Manager to execute the First Amendment to the Wastewater Impact Fees Reimbursement Agreement between VP WINDSONG OPERATIONS LLC, and VP WINDSONG INVESTMENTS LLC, both as successors-in-interest to TVG Texas I, LLC, and the Town of Prosper, Texas, related to the extension of wastewater lines to serve the Windsong Ranch development. **(HW)**

CITIZEN COMMENTS:
The public is invited to address the Council on any topic. However, the Council is unable to discuss or take action on any topic not listed on this agenda. Please complete a "Public Meeting Appearance Card" and present it to the Town Secretary prior to the meeting, or request to address the Council via videoconference or telephone.

REGULAR AGENDA:
Pursuant to Section 551.007 of the Texas Government Code, individuals wishing to address the Council for items listed as public hearings will be recognized when the public hearing is opened. For individuals wishing to speak on a non-public hearing item, they may either address the Council during the Citizen Comments portion of the meeting or when the item is considered by the Town Council.

Items for Individual Consideration:

11. Conduct a Public Hearing, and consider and act upon a request to amend Subdistrict 2 of Planned Development-67 (PD-67), on 217.8± acres, generally to modify the multifamily development standards for the Gates of Prosper, located on the southwest corner of Coleman Street and Lovers Lane. (Z20-0022). **(AG)**

12. Consider and act to authorize the Town Manager to execute a Development Agreement between Founders Classical Academy of Prosper and the Town of Prosper, Texas, related to the Founders Classic Academy Charter School development on the southwest corner of First Street and Custer Road. **(AG)**

13. Consider and act upon authorizing the Town Manager to execute the First Amendment to the Development Agreement between Cook Children's Health Care System and the Town of Prosper, Texas, related to the Cook Children's Medical Center. **(AG)**

EXECUTIVE SESSION:

Recess into Closed Session in compliance with Section 551.001 et seq. Texas Government Code, as authorized by the Texas Open Meetings Act, to deliberate regarding:

Section 551.087 – To discuss and consider economic development incentives.

Section 551.072 – To discuss and consider purchase, exchange, lease or value of real property for municipal purposes and all matters incident and related thereto.

Section 551.074 - To discuss and consider personnel matters and all matters incident and related thereto.

Section 551.074 - To discuss and review the Town Manager's performance evaluation.

Reconvene in Regular Session and take any action necessary as a result of the Closed Session.

Possibly direct Town staff to schedule topic(s) for discussion at a future meeting.

14. Discussion on honoring former Councilmembers. **(RB)**

15. Discussion on Future Budget Amendment:

    Public Safety and Veterans Honor Wall

    Communications Manager Position **(HJ)**

Adjourn.

CERTIFICATION

I, the undersigned authority, do hereby certify that this Notice of Meeting was posted at Prosper Town Hall, located at 250 W. First Street, Prosper, Texas 75078, a place convenient and readily accessible to the general public at all times, and said Notice was posted by 5:00 p.m., on Friday, February 5, 2021, and remained so posted at least 72 hours before said meeting was convened.

_____ _____

Melissa Lee, Town Secretary Date Notice Removed

Pursuant to Section 551.071 of the Texas Government Code, the Town Council reserves the right to consult in closed session with its attorney and to receive legal advice regarding any item listed on this agenda.

NOTICE

Pursuant to Town of Prosper Ordinance No. 13-63, all speakers other than Town of Prosper staff are limited to three (3) minutes per person, per item, which may be extended for an additional two (2) minutes with approval of a majority vote of the Town Council.

NOTICE OF ASSISTANCE AT PUBLIC MEETINGS: The Prosper Town Council meetings are wheelchair accessible. For special services or assistance, please contact the Town Secretary's Office at (972) 569-1011 at least 48 hours prior to the meeting time.

Prosper is a place where everyone matters.

Minutes

Prosper Town Council Meeting
Council Chambers
Prosper Town Hall
250 W. First Street, Prosper, Texas
Tuesday, January 26, 2021

DRAFT

Call to Order/ Roll Call.

The meeting was called to order at 6:09 p.m.

Council Members Present:
Mayor Ray Smith
Mayor Pro-Tem Jason Dixon
Deputy Mayor Pro-Tem Craig Andres
Councilmember Marcus E. Ray
Councilmember Amy Bartley
Councilmember Jeff Hodges
Councilmember Meigs Miller

Staff Members Present:
Harlan Jefferson, Town Manager
Terry Welch, Town Attorney
Melissa Lee, Town Secretary
Robyn Battle, Executive Director of Community Services
Chuck Springer, Executive Director of Administrative Services
Betty Pamplin, Finance Director
January Cook, Purchasing Manager
Rebecca Zook, Executive Director of Development & Infrastructure Services
Hulon Webb, Engineering Services Director
Dan Heischman, Assistant Director of Engineering Services - Development
Alex Glushko, Planning Manager
Frank Jaromin, Director of Public Works
Leigh Johnson, Director of Information Technology
Dudley Raymond, Director of Parks and Recreation
Doug Kowalski, Police Chief
Stuart Blasingame, Fire Chief

Invocation, Pledge of Allegiance and Pledge to the Texas Flag.

Pastor Mike Martin of Hope Fellowship Church led the invocation. The Pledge of Allegiance and the Pledge to the Texas Flag were recited.

Announcements of recent and upcoming events.

Councilmember Bartley read the announcements.

Thanks to everyone who joined Mayor Smith and Dr. Holly Ferguson for the 2021 State of the Community, which was held virtually via Facebook Live on January 21. The recorded event is available on the Town's website and Facebook page. Please join us again next year!

Only a few spots remain for the Town of Prosper Sprinkler Evaluation Program. A professional evaluator will provide an assessment of your home irrigation system and make recommendations to ensure it is running efficiently. Residents can register for this free service on the Water Education page of the Town website.

The Prosper Fishing Derby will be held on February 20 at Frontier Park. Bring the family to the park for a day of fun, fishing, and prizes. More information is available on the Parks & Recreation Facebook page or the Town website.

Residents are encouraged to Join the annual Mayor's Fitness Challenge and walk or run at least 100 miles or bike at least 300 miles in 90 days. Turn in your completed tracking sheet for a free t-shirt and the opportunity to win a Fitbit. The Mayor's Fitness Challenge begins January 18 and continues through April 18, with tracking sheets due by April 23.

The Town Council would like to express our condolences to the family and friends of Aaron Lemmon, who passed away on January 13. Aaron was a friend to many in the Prosper community, and an active member of the community. A Celebration of life was held in Aaron's honor on January 16. Our thoughts and prayers are with Aaron's friends and family. He will be missed.

Presentations.

5. Presentation and Annual Service Update by Community Waste Disposal. (CS)

Greg Roemer, President of Community Waste Disposal (CWD), presented the Town Council the 2020 Annual Service update. The Residential Service Summary highlighted trash, recycle, yard, bulk and brush collection rates. Mr. Roemer discussed CWD community involvement and presented the Town two chairs made from 100% recycled materials.

CONSENT AGENDA:

Items placed on the Consent Agenda are considered routine in nature and non-controversial. The Consent Agenda can be acted upon in one motion. Items may be removed from the Consent Agenda by the request of Council Members or staff.

6. Consider and act upon the minutes from the December 16, 2020, Town Council Joint Meeting. (ML)

7. Consider and act upon the minutes from the January 12, 2021, Town Council Meeting. (ML)

8. Consider and act upon the 2021 Prosper Town Council Regular Meeting Schedule. (ML)

9. Consider and act upon Resolution No. 2021-05 approving the Town of Prosper and Prosper Economic Development Corporation (PEDC) Investment Policy and Investment Strategy, and approving the list of qualified brokers/dealers and financial institutions that are authorized to engage in investment transactions with the Town of Prosper and the PEDC. (BP)

DRAFT

10. **Consider and act upon authorizing the Town Manager to execute a Professional Engineering Services Agreement between Freese and Nichols, Inc., and the Town of Prosper, Texas, for the America's Water Infrastructure Act of 2018 Risk and Resilience Assessment and Emergency Response Plan Project. (FJ)**

11. **Consider and act upon Resolution No. 2021-06 authorizing the Town to submit a grant application to the Office of the Governor (OOG) for Prosper Police Department SWAT equipment enhancement grant. (DK)**

12. **Consider and act upon approving Change Order Number 01 for Bid 2020-81-B to Accelerated Critical Path, Inc., related to construction services for the Prosper Trail/DNT Intersection Improvements project; and authorizing the Town Manager to execute Change Order Number 01 for same. (HW)**

13. **Consider and act upon authorizing the Town Manager to execute Amendment Fourteen to the Interlocal Agreement between Collin County and the Town of Prosper, extending the agreement through FY 2020-2021, relating to Animal Control Services. (AG)**

14. **Consider and act upon authorizing the Town Manager to execute Amendment Fourteen to the Interlocal Agreement between Collin County and the Town of Prosper for Animal Shelter Services. (AG)**

15. **Consider and act upon whether to direct staff to submit a written notice of appeal on behalf of the Town Council to the Development Services Department, pursuant to Chapter 4, Section 1.5(C)(7) and 1.6(B)(7) of the Town's Zoning Ordinance, regarding action taken by the Planning & Zoning Commission on any Site Plan or Preliminary Site Plan. (AG)**

    Councilmember Hodges made a motion and Deputy Mayor Pro-Tem Andres seconded the motion to approve all items on the Consent agenda.

    The motion passed by a vote of 7 – 0.

CITIZEN COMMENTS:

Fred Costa, 260 Burnet Ct, addressed the Town Council on U.S. Highway 380 and strongly opposed any bypass alignment options as proposed for U.S. Highway 380 by TxDOT within the Town limits due to the negative impacts this would cause on the Town.

REGULAR AGENDA:

Items for Individual Consideration:

16. **Conduct a Public Hearing, and consider and act upon a request to rezone 58.1± acres, from Planned Development-86 (PD-86) to Planned Development (PD), to allow for a Funeral Home with Crematorium and Cemetery, located on the west side of Custer Road, north of US 380. (Z20-0020). (AG)**

    Alex Glushko, Planning Manager, began with discussing the request to rezone 58.1± acres, from Planned Development-86 (PD-86) to Planned Development (PD), to allow for the development of a Funeral Home with a Crematorium and Cemetery, called the

North Dallas Cemetery. In order to achieve their development goals, the applicant is proposing amendments to the Zoning Ordinance.

Mayor Smith opened the public hearing.

David Bond, Project Manager for Spiars Engineering introduced Patrick Husband, Director of Cemetery Construction for Service Corporation International (SCI) who provided an overview of SCI, a provider of funeral, cremation and cemetery services since 1962. Mr. Bond continued with discussing the site plan and building elevations for this proposal.

The Town Council discussed the use of berming on Custer Road in relation to the proposed site and the use of corrugated metal as an exterior building material regarding the maintenance building.

Fred Costa, 260 Burnet Ct, spoke in favor of Item # 16.

With no one else speaking, Mayor Smith closed the public hearing.

Councilmember Miller made a motion to approve the request to rezone 58.1± acres, from Planned Development-86 (PD-86) to Planned Development (PD), to allow for a Funeral Home with Crematorium and Cemetery, located on the west side of Custer Road, north of US 380, subject to: 1. Incorporation of berms in accordance with the Zoning Ordinance, adjacent to the funeral home and associated parking lot.

The motion failed for a lack of a second.

Mayor Pro-Tem Dixon made a motion and Councilmember Ray seconded the motion to approve the request to rezone 58.1± acres, from Planned Development-86 (PD-86) to Planned Development (PD), to allow for a Funeral Home with Crematorium and Cemetery, located on the west side of Custer Road, north of US 380 subject to: The addition of berms along Custer Road and a development agreement incorporating the proposed building materials for all structures on the property; the maintenance building shall have 4 feet of masonry on all sides except the west side which shall be 100% masonry.

The motion passed by a vote of 6 – 1 with Councilmember Miller opposed.

17. Conduct a Public Hearing, and consider and act upon a request to rezone 55.8± acres, located on the west side of Good Hope Road, south of Parvin Road, from Agricultural (A) to Planned Development-40 (PD-40), generally to incorporate tracts of land into the Windsong Ranch development. (Z20-0023). (AG)

Alex Glushko, Planning Manager, provided the Town Council and overview of the request to incorporate 55.8± acres of Agricultural property into the Windsong Ranch development, PD-40. As proposed, the additional property will result in a combination of single-family residential development, a community landscape maintenance facility, a Town neighborhood park, and open space land uses.

Justin Craig, Development Manager for Tellus Group, continued by providing information on the proposed neighborhood park, the orientation of the proposed maintenance facility in relation to the property, and the proposed landscaping.

The Town Council discussed the proposed minimums for exterior building materials regarding the Community Landscape Maintenance Facility and perimeter landscaping.

Mayor Smith opened the public hearing.

With no one speaking, Mayor Smith closed the public hearing.

Councilmember Ray made a motion and Councilmember Hodges seconded the motion to approve the request to rezone 55.8± acres, located on the west side of Good Hope Road, south of Parvin Road, from Agricultural (A) to Planned Development-40 (PD-40), generally to incorporate tracts of land into the Windsong Ranch development.

The motion passed by a vote of 7 – 0.

EXECUTIVE SESSION:

Recess into Closed Session in compliance with Section 551.001 et seq. Texas Government Code, as authorized by the Texas Open Meetings Act, to deliberate regarding:

Section 551.087 - To discuss and consider economic development incentives.

Section 551.072 - To discuss and consider purchase, exchange, lease or value of real property for municipal purposes and all matters incident and related thereto.

Section 551.074 - To discuss and consider personnel matters and all matters incident and related thereto.

Section 551.074 - To discuss and review the Town Manager's performance evaluation.

Section 551.074 - To discuss appointments to the Board of Adjustment/Construction Board of Appeals, Parks & Recreation Board, Library Board, Prosper Economic Development Corporation Board, and Planning & Zoning Commission.

The Town Council recessed into Executive Session at 7:22 p.m.

Reconvene in Regular Session and take any action necessary as a result of the Closed Session.

The Town Council reconvened the Regular Session at 9:21 p.m.

Councilmember Bartley made a motion and Councilmember Miller seconded the motion to approve a Real Estate Sales Contract with 701/709 Stadium Drive, LLC and Blue Star Land, L.P. for the purchase of a 2.8738 acre tract of land being a part of Block Nos. 27 and 29, out of Survey No. 12 of Collin County School Lands, Abstract No. 147, Town of Prosper, Collin County Texas and authorize the Town Manager to execute the same and take all necessary actions incident and related thereto.

The motion passed by a vote of 7 – 0.

Councilmember Bartley made a motion and Mayor Pro-Tem Dixon seconded the motion to appoint Charles Cotten to the Town of Prosper Planning & Zoning Commission.

The motion passed by a vote of 7 – 0.

Possibly direct Town staff to schedule topic(s) for discussion at a future meeting.

No future topics were identified.

Adjourn.

The meeting was adjourned at 9:24 p.m. on Tuesday, January 26, 2021.

These minutes approved on the 9th day of February 2021.

APPROVED:

_____

Ray Smith, Mayor

ATTEST:

_____

Melissa Lee, Town Secretary

DRAFT

TOWN SECRETARY

Prosper is a place where everyone matters.

To: Mayor and Town Council

From: Melissa Lee, Town Secretary

Through: Harlan Jefferson, Town Manager
Robyn Battle, Executive Director of Community Services

Re: Town Council Meeting – February 9, 2021

Agenda Item:
Consider and act upon an ordinance ordering a General Election to be held on May 1, 2021, and authorizing the Town Manager to execute contracts with the Collin County Election Administration, the Denton County Election Administration, and the Prosper Independent School District for joint election services.

Description of Agenda Item:
In accordance with Texas Election Law, the Prosper Town Council is responsible for ordering the General Election to be held on the Uniform Election Date in May for the purpose of electing the Council members for Place 2 and Place 6. The order of the General Election is shown in the form of the attached ordinance. The ordinance also authorizes the Town Manager to enter into contracts with the Elections Administrators of Collin County and Denton County, and with Prosper Independent School District, for joint election services for the May 1, 2021, General Election. Important dates related to the election are listed on the attached Election Calendar.

Budgetary Impact:
Final cost estimates for the election will not be determined until after February 12, depending on the number of entities who will participate in sharing the election costs. The cost for the Collin County portion of the election is not expected to exceed $7,000. The cost for the Denton County portion of the election is not expected to exceed an additional $7,700, for a total of $14,700. Election services are funded through account 100-5460-10-02, Election Expenses.

Legal Obligations and Review:
Terrence Welch of Brown & Hofmeister, L.L.P., has previously approved the standard ordinance as to form and legality.

Attached Documents:
1. Ordinance
2. Collin County Joint Election Contract with Prosper ISD
3. Denton County Joint Election Contract
4. Election Calendar

Town Staff Recommendation:
Town staff recommends the Town Council adopt an ordinance ordering a General Election to be held on May 1, 2021, and authorizing the Town Manager to execute contracts with the Collin

County Election Administration, Denton County Election Administration, and Prosper Independent School District for joint election services.

Proposed Motion:

I move to adopt an ordinance ordering a General Election to be held on May 1, 2021, and authorize the Town Manager to execute contracts with the Collin County Election Administration, Denton County Election Administration, and Prosper Independent School District for joint election services.

TOWN OF PROSPER, TEXAS **ORDINANCE NO. 2021-__**

AN ORDINANCE OF THE TOWN COUNCIL OF THE TOWN OF PROSPER, COLLIN AND DENTON COUNTIES, TEXAS, ORDERING A GENERAL ELECTION TO BE HELD JOINTLY WITH THE PROSPER INDEPENDENT SCHOOL DISTRICT AND ADMINISTERED BY THE COLLIN COUNTY ELECTIONS ADMINISTRATOR AND THE DENTON COUNTY ELECTIONS ADMINISTRATOR ON MAY 1, 2021, FOR THE PURPOSE OF ELECTING MEMBERS OF THE PROSPER TOWN COUNCIL (PLACE 2, AND PLACE 6) TO FILL EXPIRING TERMS; DESIGNATING POLLING PLACES; DESIGNATING LOCATIONS OF POLLING PLACES; DESIGNATING FILING DEADLINES; ORDERING NOTICES OF ELECTION TO BE GIVEN AS PRESCRIBED BY LAW IN CONNECTION WITH SUCH ELECTION; APPOINTING AN ELECTION JUDGE; AUTHORIZING EXECUTION OF JOINT ELECTION AGREEMENTS; AND PROVIDING AN EFFECTIVE DATE.

NOW, THEREFORE, BE IT RESOLVED BY THE TOWN COUNCIL OF THE TOWN OF PROSPER, TEXAS, THAT:

SECTION 1

A General Election is hereby ordered for the Town of Prosper, Texas ("Prosper"), to be held jointly with the Prosper Independent School District on Saturday, May 1, 2021, for the purpose of electing two (2) Town Council members to fill the expiring terms of Town Council Place 2, and Town Council Place 6 ("General Election"), said General Election shall be administered by the Collin County Elections Administrator and the Denton County Elections Administrator.

SECTION 2

No person's name shall be placed upon the ballot as a candidate for council member unless such person has filed his or her sworn application as provided by Section 141.03 of the Texas Election Code, with the Town Secretary at the Prosper Town Hall, located at 250 W. First Street, Prosper, Texas 75078, not later than 5:00 p.m., on the 12th day of February, 2021. The Town Secretary shall note on the face of each such application the date of such filing. Such application shall include the office the candidate is seeking.

SECTION 3

Qualified voters of the following election precincts shall cast ballots for the General Election at the heretofore established and designated polling places, as follows:

Town Precincts	**Polling Place**
199, 178, 224, 214, and 239 (Collin County)	Prosper Town Hall Community Room 250 W. First Street Prosper, TX 75078
1044 (Denton County)	Prosper Fire Station 2 Training Room 1140 S. Teel Parkway Prosper, TX 75078

General Election polls shall be open from 7:00 a.m. until 7:00 p.m., on the date of the General Election, Saturday, May 1, 2021.

SECTION 4

Early voting by personal appearance for Denton County residents shall be available at the Prosper Fire Station 2 Training Room, 1140 S. Teel Parkway, Prosper, Texas, 75078, from 8:00 a.m. to 5:00 p.m., Monday through Saturday, beginning on Monday, April 19, 2021, and continuing through Saturday, April 24, 2021, Sunday, April 25, 2021, from 11:00 a.m. to 4:00 p.m., with extended voting hours being held on Monday, April 26, 2021, from 7:00 a.m. to 7:00 p.m., and Tuesday, April 27, 2021, from 7:00 a.m. to 7:00 p.m.

Early voting by personal appearance for Collin County residents shall be available at the Prosper Town Hall Community Room, 250 W. First Street, Prosper, Texas 75078, from 8:00 a.m. to 5:00 p.m., Monday through Saturday, beginning on Monday, April 19, 2021, and continuing through Saturday, April 24, 2021, with extended voting hours being held on Monday, April 26, 2021, from 7:00 a.m. to 7:00 p.m., and Tuesday, April 27, 2021, from 7:00 a.m. to 7:00 p.m.

Applications for a ballot by mail shall be requested from and returned to the Collin County Elections Administration Office, Attn: Elections Administrator, 2010 Redbud Blvd, Suite 102, McKinney, Texas 75069, election@collincountytx.gov, or to the Denton County Elections Administration Office, Attn: Elections Administrator, 701 Kimberly Drive, Denton, Texas 76208, elections@dentoncounty.com. Applications for a ballot by mail must be received no later than the close of business on April 20, 2021.

Town and School District voters may vote at any of the additional Early Voting locations open under full contract services with the Collin County Elections Administrator or the Denton County Elections Administrator, which may be designated after February 12, 2021. This previous sentence shall also be posted in the Notice of Election.

SECTION 5

Candidates must file for a specific place and adhere to the filing deadlines accordingly. Candidate packets are available in the Town Secretary's Office. The candidate filing deadlines for the General Election for Town Council Place 2 and Place 6 are as follows:

General Election Filing for the Position of Town Council Place 2 and Town Council Place 6:
January 13, 2021, beginning at 8:00 a.m. through February 12, 2021, ending at 5:00 p.m. Candidates must file in the Town Secretary's Office located at 250 W. First Street, Prosper, Texas.

SECTION 6

Voting equipment that has been duly approved by the Secretary of State pursuant to the Texas Election Code shall be used in this General Election for early voting by personal appearance, General Election Day voting, and early voting by mail.

SECTION 7

The Town Secretary is hereby authorized and directed to publish and/or post, in the time and manner prescribed by law, all notices required to be so published and/or posted in connection with the conduct of this General Election. The General Election, including providing notice of the General Election, shall be conducted in accordance with the Texas Election Code and other applicable law, and all resident qualified and registered voters of the Town shall be eligible to vote at the General Election.

SECTION 8

The Election Officer shall arrange for the appointment, notifications, training and compensation of all election judges and alternate judges in accordance with the law. The presiding Judge shall appoint not less than two (2) nor more than nine (9) qualified elections clerks to serve and assist in the conduct of the election in accordance with the law.

SECTION 9

The Mayor and the Town Secretary of the Town, in consultation with the Town Attorney, are hereby authorized and directed to take any and all actions necessary to comply with the provisions of the Texas Election Code and any other state or federal law in carrying out and conducting the General Election, whether or not expressly authorized herein. The Town Manager is hereby authorized to execute Election Services agreements with the Collin County Election Administration, the Denton County Election Administration, and the Prosper Independent School District for the General Election on May 1, 2021.

SECTION 10

This ordinance and order for a General Election shall be effective from and after the passage of this ordinance.

DULY PASSED AND APPROVED BY THE TOWN COUNCIL OF THE TOWN OF PROSPER, COLLIN AND DENTON COUNTIES, TEXAS, ON THIS THE 9TH DAY OF FEBRUARY, 2021.

APPROVED:

_____
Ray Smith, Mayor

ATTEST:

_____
Melissa Lee, Town Secretary

APPROVED AS TO FORM AND LEGALITY:

_____
Terrence S. Welch, Town Attorney

JOINT GENERAL AND SPECIAL ELECTION SERVICES CONTRACT
("Election Services Contract")

ELECTION SERVICES AGREEMENT

BETWEEN

THE COLLIN COUNTY ELECTIONS ADMINISTRATOR
("Contracting Election Officer")

AND THE BELOW LISTED POLITICAL SUBDIVISIONS
("Participating Political Subdivisions")

COLLIN COUNTY COMMUNITY COLLEGE
CITY OF ALLEN
CITY OF ANNA
CITY OF BLUE RIDGE
CITY OF CARROLLTON
CITY OF CELINA
CITY OF DALLAS
TOWN OF FAIRVIEW
CITY OF FARMERSVILLE
CITY OF FRISCO
CITY OF GARLAND
CITY OF LAVON
CITY OF LUCAS
CITY OF MCKINNEY
CITY OF MELISSA
CITY OF NEVADA
TOWN OF NEW HOPE
CITY OF PARKER
CITY OF PLANO
TOWN OF PROSPER
CITY OF RICHARDSON
CITY OF SACHSE
TOWN OF SAINT PAUL
CITY OF WYLIE
ALLEN INDEPENDENT SCHOOL DISTRICT
ANNA INDEPENDENT SCHOOL DISTRICT
COMMUNITY INDEPENDENT SCHOOL DISTRICT
FARMERSVILLE INDEPENDENT SCHOOL DISTRICT
FRISCO INDEPENDENT SCHOOL DISTRICT
LOVEJOY INDEPENDENT SCHOOL DISTRICT
MCKINNEY INDEPENDENT SCHOOL DISTRICT
MELISSA INDEPENDENT SCHOOL DISTRICT
PLANO INDEPENDENT SCHOOL DISTRICT
PROSPER INDEPENDENT SCHOOL DISTRICT
BEAR CREEK SPECIAL UTILITY DISTRICT
EAST FORK FRESH WATER SUPPLY DIST. 1
NORTH COLLIN SPECIAL UTILITY DISTRICT

FOR THE CONDUCT OF A JOINT ELECTION

TO BE HELD ON SATURDAY, MAY 1, 2021

TO BE ADMINISTERED BY THE COLLIN COUNTY ELECTIONS ADMINISTRATOR

1) ADMINISTRATION AND STATUTORY AUTHORITY
   a) Bruce Sherbet ("Bruce Sherbet") is the duly appointed County Elections Administrator ("Elections Administrator") of Collin County, Texas and the Department Head of the Collin County Elections Department. As such, Mr. Sherbet is the Election Administrator of Collin County, Texas and is authorized by Subchapter D of Chapter 31 of Title 3 of the Texas Election Code to enter into this Election Services Contract with the contracting authorities of the Participating Political Subdivision.
   b) The contracting authorities of the Participating Political Subdivisions listed on the cover page of this Election Services Contract are hereby participating in the Joint Election to be held in Collin County, Texas on Saturday, May 1, 2021 under Chapter 271 of Title 16 of the Texas Election Code ("Joint Election") and are hereby contracting with the Elections Administrator of Collin County, Texas to perform the election services set forth in this Election Services Contract under Subchapter D of Chapter 31 of Title 3 of the Texas Election Code.

2) DUTIES AND SERVICES OF THE CONTRACTING ELECTION OFFICER
   a) The Contracting Election Officer shall be responsible for performing the following duties and shall furnish the following services and equipment:
      i) The Contracting Election Officer will prepare and publish the required Notice of Election and post the required orders and resolutions to the Collin County website.
      ii) The Contracting Election Officer shall arrange for appointment, notification (including writ of election), training and compensation of all presiding judges, alternate judges, the judge of the Central Count Station and judge of the Early Voting Ballot Board.
      iii) The Contracting Election Officer shall be responsible for notification of each Election Day and Early Voting presiding judge and alternate judge of his or her appointment. The presiding election judge of each Vote Center, will use his/her discretion to determine when additional manpower is needed during peak voting hours. The Contracting Election Officer will determine the number of clerks to work in the Central Count Station and the number of clerks to work on the Ballot Board.
         (1) Election judges shall attend the Contracting Election Officer's school of instruction (Election Law Class); calendar will be provided.
         (2) Election judges shall be responsible for picking up from and returning election supplies to the county election warehouse located at 2010 Redbud Blvd., Suite 102, McKinney. Compensation for this pickup and delivery of supplies will be $25.00.
      iv) The Contracting Election Officer shall compensate each election judge and worker. Each judge shall receive $14.00 per hour for services rendered, each alternate judge shall receive $13.00 per hour for services rendered, and each clerk shall receive $12.00 per hour for services rendered. Overtime will be paid to each person working over 40 hours per week.
   b) The Contracting Election Officer shall procure, prepare, and distribute voting machines, election kits and election supplies.
      i) The Contracting Election Officer shall secure election kits which include the legal documentation required to hold an election and all supplies.
      ii) The Contracting Election Officer shall secure the tables, chairs, and legal documentation required to run the Central Count Station.
      iii) The Contracting Election Officer shall provide all lists of registered voters required for use on Election Day and for the early voting period required by law.
      iv) The Contracting Election Officer shall procure and arrange for the distribution of all election equipment and supplies required to hold an election.

(1) Equipment includes the rental of ExpressVote Universal voting machines, ExpressTouch curbside voting machines, ADA compliant headphones and keypads, DS200 ballot counters, voting signs and election supply cabinets.

(2) Supplies include paper ballot cards, Early Voting and Election Day supply kits, provisional ballot kits, security seals, pens, tape, markers, etc.

3) The Contracting Election Officer, Bruce Sherbet, shall be appointed the Early Voting Clerk.

a) The Contracting Election Officer shall supervise and conduct Early Voting by mail and in person and shall secure personnel to serve as Early Voting Deputies.

b) Early Voting by personal appearance for the Participating Political Subdivision shall be conducted during the time period and at the locations listed in **Exhibit "A"**, attached and incorporated by reference into this Election Services Contract.

c) All applications for an Early Voting mail ballot shall be received and processed by the Collin County Elections Administration Office, located at 2010 Redbud Blvd., Suite 102, McKinney, Texas 75069.

i) Applications for mail ballots erroneously mailed to the Participating Political Subdivisions shall immediately be faxed to the Contracting Officer for timely processing. The original application shall then be forwarded to the Contracting Election Officer for proper retention.

ii) All Federal Post Card Applications (FPCA) will be sent a mail ballot. No postage is required.

d) All Early Voting ballots (those cast by mail and those cast by personal appearance) shall be prepared for counting by the Early Voting Ballot Board in accordance with Section 87.000 of the Texas Election Code. The presiding judge of this Board shall be appointed by the Contracting Officer.

4) The Contracting Election Officer shall arrange for the use of all Election Day Vote Centers.

a) The Participating Political Subdivisions shall assume the responsibility of remitting their portion of cost of all employee services required to provide access, provide security or provide custodial services for the Vote Centers.

b) The Election Day Vote Centers are listed in **Exhibit "B"**, attached and incorporated by reference into this Election Services Contract.

5) The Contracting Election Officer shall be responsible for establishing and operating the Central Count Station to receive and tabulate the voted ballots in accordance with Section 127.001 of the Election Code and of this agreement. Count Station Manager shall be Bruce Sherbet. The Count Station Judge shall be Neal Katz. The Tabulation Supervisor shall be Billy Pratt.

a) The Tabulation Supervisor shall prepare, test and run the county's tabulation system in accordance with statutory requirements and county policies, under the auspices of the Contracting Election Officer.

b) The Public Logic and Accuracy Test of the electronic voting system shall be conducted in accordance with Election Law. The required Notice of Logic and Accuracy testing will be posted by the Contracting Election Officer.

c) Election night reports will be available to the Participating Political Subdivisions at the Central Counting Station on election night. Provisional ballots will be tabulated after election night in accordance with state law.

d) The Contracting Election Officer shall prepare the unofficial canvass report after all precincts have been counted, and will provide a copy of the unofficial canvass to the Participating Political Subdivisions as soon as possible after all returns have been tallied.

e) The Contracting Election Officer shall be appointed the custodian of the voted ballots and shall retain all election materials for a period of 22 months.
   i) Pending no litigation and as prescribed by law, the voted ballots shall be shredded 22 months after the election.

f) The Contracting Election Officer shall conduct a manual count as prescribed by Section 127.201 of the Texas Election Code and submit a written report to the Participating Political Subdivisions in a timely manner. If applicable, a written report shall be submitted to the Secretary of State as required by Section 127.201 of the aforementioned code.

6) DUTIES AND SERVICES OF THE PARTICIPATING POLITICAL SUBDIVISIONS.

a) The Participating Political Subdivisions shall assume the following duties:
   i) Each Participating Political Subdivision will prepare, adopt, and publish all legally required election orders, resolutions, and other documents required by, or of, their governing bodies. Each Participating Political Subdivision is required to send Collin County Elections Department a copy of any election order or resolution related to this Joint Election within three business days of publishing, adopting or ordering it.
   ii) The Participating Political Subdivision shall provide the Contracting Election Officer with an updated map and street index of their jurisdiction in an electronic (shape file preferred) or printed format as soon as possible but no later than Monday, March 1, 2021.
   iii) The Participating Political Subdivision shall procure and provide the Contracting Election Officer with the ballot layout and Spanish interpretation in an electronic format.
      (1) The Participating Political Subdivision shall deliver to the Contracting Election Officer as soon as possible, but no later than 5:00 PM Monday, February 22, 2020, the official wording for the Participating Political Subdivision's May 1, 2021, Joint General and Special Election.
      (2) The Participating Political Subdivisions shall approve the "blue line" ballot format prior to the final printing.
   iv) The Participating Political Subdivisions shall share in the cost and compensate the Contracting Election Officer for all associated cost including any additional verified cost incurred in the process of running this election or for a manual count this election may require, consistent with charges and hourly rates shown on Exhibit "C-1" for required services.

b) The Participating Political Subdivisions shall pay the Contracting Election Officer 90% of the estimated cost to run the said election prior to Monday, March 22, 2021. The Contracting Election Officer shall place the funds in a "contract fund" as prescribed by Section 31.100 of the Texas Election Code. The deposit should be delivered within the mandatory time frame to: Collin County Treasury, 2300 Bloomdale Rd., #3138, McKinney, Texas 75071. Made payable to "Collin County Treasury" with a note "for election services" included with check documentation.

c) The Participating Political Subdivision shall pay the cost of conducting said election, less partial payment, including the 10% administrative fee, pursuant to the Texas Election Code, Section 31.100, within 30 days from the date of final billing. Additionally, all payments in excess of the final cost to perform the election will be refunded to the participating Political Subdivision.

d) COST OF SERVICES. See Exhibits "C-2" and "D"

e) GENERAL PROVISIONS

i) Nothing contained in this Election Services Contract shall authorize or permit a change in the officer with whom or the place at which any document or record relating to the Participating Political Subdivision's May 1, 2021, Joint General and Special Election is to be filed or the place at which any function is to be carried out, or any nontransferable functions specified under Section 31.096 of the Texas Election Code.

ii) Upon request, the Contracting Election Officer will provide copies of all invoices and other charges received in the process of running said election for the Participating Political Subdivision.

iii) If the Participating Political Subdivision cancel their election pursuant to Section 2.053 of the Texas Election Code, the Contracting Officer shall be paid a contract preparation fee of $75.00. Any Participating Political Subdivision canceling an election will not be liable for any further costs incurred by the Contracting Officer.

iv) The Contracting Officer shall file copies of this contract with the County Judge and the County Auditor of Collin County, Texas.

THE STATE OF TEXAS COUNTY OF DENTON

JOINT ELECTION AGREEMENT AND CONTRACT FOR ELECTION SERVICES

This CONTRACT for election services is made by and between the Denton County Elections Administrator and the following political subdivisions, herein referred to as "participating authority or participating authorities" located entirely or partially inside the boundaries of Denton County:

Participating Authorities:

[entities]

This contract is made pursuant to Texas Election Code Sections 31.092 and 271.002 and Texas Education Code Section 11.0581 for a joint [election-date] election to be administered by Frank Phillips, Denton County Elections Administrator, hereinafter referred to as "Elections Administrator."

RECITALS

Each participating authority listed above plans to hold a General or Special Election on [election-date]. Denton County plans to hold county-wide voting for this General Election.

The County owns the Hart InterCivic Verity Voting System, which has been duly approved by the Secretary of State pursuant to Texas Election Code Chapter 122 as amended, and is compliant with the accessibility requirements for persons with disabilities set forth by Texas Election Code Section 61.012. The contracting political subdivisions (participating authorities) desire to use the County's voting system and to compensate the County for such use and to share in certain other expenses connected with joint elections, in accordance with the applicable provisions of Chapters 31 and 271 of the Texas Election Code, as amended.

NOW THEREFORE, in consideration of the mutual covenants, agreements, and benefits to all parties, IT IS AGREED as follows:

I. ADMINISTRATION

The participating authorities agree to hold a "Joint Election" with Denton County and each other in accordance with Chapter 271 of the Texas Election Code and this agreement. The Elections Administrator shall coordinate, supervise, and handle all aspects of administering the Joint Election as provided in this agreement. Each participating authority agrees to pay the Elections Administrator for equipment, supplies, services, and administrative costs as provided in this agreement. The Elections Administrator shall serve as the administrator for the Joint Election; however, each participating authority shall remain responsible for the decisions and actions of its officers necessary for the lawful conduct of its election. The Elections Administrator shall provide advisory services in connection with decisions to be made and actions to be taken by the officers of each participating authority as necessary.

It is understood that other political subdivisions may wish to participate in the use of the County's Verity voting system and polling places, and it is agreed that the Elections Administrator may enter into other contracts for election services for those purposes, on terms and conditions generally similar to those set forth in this contract. In such cases, costs shall be pro-rated among the participants according to Section XI of this contract.

II. LEGAL DOCUMENTS

Each participating authority shall be responsible for the preparation, adoption, and publication of all required election orders, resolutions, notices, and any other pertinent documents required by the Texas Election Code and/or the participating authority's governing body, charter, or ordinances, except that the Elections Administrator shall be responsible for the preparation and publication of all voting equipment testing notices that are required by the Texas Election Code. Election orders should include language that would not necessitate amending the order if any of the Early Voting and/or Election Day polling places change.

Preparation of the necessary materials for notices and the official ballot shall be the responsibility of each participating authority, including translation to languages other than English. Each participating authority shall provide a copy of their respective election orders and notices to the Elections Administrator.

III. VOTING LOCATIONS

The Elections Administrator shall select and arrange for the use of and payment for all Early Voting and Election Day voting locations. Voting locations will be, whenever possible, the usual voting location for each election precinct in elections conducted by each participating authority, and shall be compliant with the accessibility requirements established by Election Code Section 43.034 and the Americans with Disabilities Act (ADA). The proposed voting locations are listed in Exhibit A of this agreement. In the event a voting location is not available or appropriate, the Elections Administrator will arrange for use of an alternate location. The Elections Administrator shall notify the participating authorities of any changes from the locations listed in Exhibit A.

IV. ELECTION JUDGES, CLERKS, AND OTHER ELECTION PERSONNEL

Denton County shall be responsible for the appointment of the presiding judge and alternate judge for each polling location. The Elections Administrator shall make emergency appointments of election officials if necessary.

Upon request by the Elections Administrator, each participating authority agrees to assist in recruiting bilingual polling place officials (fluent in both English and Spanish). In compliance with the Federal Voting Rights Act of 1965, as amended, each polling place containing more than 5% Hispanic population as determined by the 2010 Census shall have one or more election officials who are fluent in both the English and Spanish languages. If a presiding judge is not bilingual, and is unable to appoint a bilingual clerk, the Elections Administrator may recommend a bilingual worker for the polling place. If the Elections Administrator is unable to recommend or recruit a bilingual worker, the participating authority or authorities served by that polling

place shall be responsible for recruiting a bilingual worker for translation services at that polling place.

The Elections Administrator shall notify all election judges of the eligibility requirements of Subchapter C of Chapter 32 of the Texas Election Code, and will take the necessary steps to insure that all election judges appointed for the Joint Election are eligible to serve.

The Elections Administrator shall arrange for the training and compensation of all election judges and clerks. The Election judges and clerks who attend in-person voting equipment training and/or procedures training, shall be compensated at the rate of $12 an hour. Election judges and clerks that elect to complete online training shall be compensated as a rate of a flat $40. In the event that as Election judge or clerk completes both in-person and online training, they shall be compensated for the training resulting in the highest pay and will not be compensated for both trainings.

The Elections Administrator shall arrange for the date, time, and place for presiding election judges to pick up their election supplies. Each presiding election judge will be sent a letter from the Elections Administrator notifying them of their appointment, the dates/times and locations of training and distribution of election supplies, and the number of election clerks that the presiding judge may appoint.

Each election judge and clerk will receive compensation at the hourly rate established by Denton County pursuant to Texas Election Code Section 32.091 and overtime after 40 hours worked per week, if applicable. The election judge, or their designee, will receive an additional sum of $25.00 for picking up the election supplies and equipment prior to Election Day and for returning the supplies and equipment to the central counting station after the polls close. Likewise, the Lead Clerk in Early Voting, or their designee, will receive an additional sum of $25.00 for picking up the election supplies prior to the first day of Early Voting and for returning the supplies and equipment to the Elections Department after Early Voting has ended.

The compensation rates established by Denton County are:

Early Voting – Lead Clerk ($14/ hour), Clerk ($12/ hour)

Election Day – Presiding Judge ($14/hour), Alternate Judge ($13/ hour), Clerk ($12/ hour)

The Elections Administrator may employ other personnel necessary for the proper administration of the election, as well as, pre and post-election administration. In such cases, costs shall be pro-rated among participants of this contract. Personnel working in support of full-time staff will be expensed on a pro-rated basis and include a time period of one week prior to the election, during the election, and one week post-election. Personnel working in support of the Early Voting Ballot Board and/or central counting station on election night will be compensated at the hourly rate set by Denton County in accordance with Election Code Sections 87.005, 127.004, and 127.006.

If elections staff is required outside of the hours of the office's normal scope of business, the entity(ies) responsible for the hours will be billed for those hours. The Elections Administrator will determine when those hours are necessary, the number of staff and whom are necessary, along with to whom the hours are to be billed. Cost for these hours will be billed at a rate of 1.5 times the staff's hourly rate (See Sections XV #10). The Election Administrator has the right to waive these costs as they see fit.

V. PREPARATION OF SUPPLIES AND VOTING EQUIPMENT

The Elections Administrator shall arrange for delivery of all election supplies and voting equipment including, but not limited to, the County's Verity voting system and equipment, official ballot paper, sample ballots, voter registration lists, and all forms, signs, maps and other materials used by the election judges at the voting locations. The Elections Administrator shall ensure availability of tables and chairs at each polling place and shall procure rented tables and chairs for those polling places that do not have tables and/or chairs. Any additional required materials (required by the Texas Election Code) must be provided by the participating authority, and delivered to the Elections Office thirty-three (33) calendar days (March 29, 2021) prior to Election Day. If this deadline is not met, the material must be delivered by the participating authority, to all Early Voting and Election Day locations affected, prior to voting commencing. The Elections Administrator shall be responsible for conducting all required testing of the voting equipment, as required by Chapters 127 and 129 of the Texas Election Code.

At each polling location, joint participants shall share voting equipment and supplies to the extent possible. The participating authorities shall share a mutual ballot in those precincts where jurisdictions overlap. Multiple ballot styles shall be available in those shared polling places where jurisdictions do not overlap. The Elections Administrator shall provide the necessary voter registration information, maps, instructions, and other information needed to enable the election judges in the voting locations that have more than one ballot style to conduct a proper election.

Each participating authority shall furnish the Elections Administrator a list of candidates and/or propositions showing the order and the exact manner in which the candidate names and/or proposition(s) are to appear on the official ballot (including titles and text in each language in which the authority's ballot is to be printed). **Said list must be provided to the Elections Office within three (3) business days following the last day to file for a place on the ballot** or after the election is ordered, whichever is later. The list must be in a Word document, the information must be in an upper and lowercase format, be in Arial 12 point font, and must contain candidate contact information for the purposes of verifying the pronunciation of each candidate's name. Each participating authority shall be responsible for proofreading and approving the ballot insofar as it pertains to that authority's candidates and/or propositions. Each participating authority shall be responsible for proofing and approving the audio recording of the ballot insofar as it pertains to that authority's candidates and/or propositions. **The approval must be finalized with the Elections Office within five (5) calendar days of the receipt of the proofs, or the provided proofs shall be considered approved.**

The joint election ballots shall list the County's election first. The joint election ballots that contain ballot content for more than one joint participant because of overlapping territory shall

be arranged with the appropriate school district ballot content appearing on the ballot following the County's election, followed by the appropriate city ballot content, and followed by the appropriate water district or special district ballot content.

Early Voting by personal appearance and on Election Day shall be conducted exclusively on Denton County's Verity voting system including provisional ballots.

The Elections Administrator shall be responsible for the preparation, testing, and delivery of the voting equipment for the election as required by the Election Code.

The Elections Administrator shall conduct criminal background checks on the relevant employees upon hiring as required by Election Code 129.051(g).

VI. EARLY VOTING

The participating authorities agree to conduct joint early voting and to appoint the Election Administrator as the Early Voting Clerk in accordance with Sections 31.097 and 271.006 of the Texas Election Code. Each participating authority agrees to appoint the Elections Administrator's permanent county employees as deputy early voting clerks. The participating authorities further agree that the Elections Administrator may appoint other deputy early voting clerks to assist in the conduct of early voting as necessary, and that these additional deputy early voting clerks shall be compensated at an hourly rate set by Denton County pursuant to Section 83.052 of the Texas Election Code. Deputy early voting clerks who are permanent employees of the Denton County Elections Administrator or any participating authorities shall serve in that capacity without additional compensation.

Exhibit A of this document includes locations, dates, and times that voting will be held for Early Voting by personal appearance. Any qualified voter of the Joint Election may vote early by personal appearance at any one of the joint early voting locations. All requests for temporary branch polling places will be considered, and determined based on the availability of facility and if it is within the Election Code parameters. All costs for temporary locations including coverage by Election Administration staff will be borne by the requesting authority. The Elections Administrator will determine when those hours are necessary, the number of staff and whom are necessary, along with to whom the hours are to be billed. Cost for these hours will be billed at a rate of 1.5 times the staff's hourly rate (See Sections XV #10). The Election Administrator has the right to waive these costs as they see fit.

The standard dates and hours for the [election-date] election will be as follows:

Monday, April 19, 2021 through Saturday, April 24, 2021; 8am – 5pm
Sunday, April 25, 2021; 11am-4pm
Monday, April 26, 2021 through Tuesday, April 27, 2021; 7am-7pm.

As Early Voting Clerk, the Elections Administrator shall receive applications for early voting ballots to be voted by mail in accordance with Chapters 31 and 86 of the Texas Election Code. Any requests for early voting ballots to be voted by mail received by the participating authorities

shall be forwarded immediately by fax or courier to the Elections Administrator for processing. The address of the Early Voting Clerk is as follows:

Frank Phillips, Early Voting Clerk
Denton County Elections
PO Box 1720
Denton, TX 76202
Email: elections@dentoncounty.gov

Any requests for early voting ballots to be voted by mail, and the subsequent actual voted ballots that are sent by a contract carrier (ie. UPS, FedEx, etc.) shall be delivered to the Early Voting Clerk at the Denton County Elections Department physical address as follows:

Frank Phillips, Early Voting Clerk
Denton County Elections
701 Kimberly Drive, Suite A101
Denton, TX 76208
Email: elections@dentoncounty.gov

The Elections Administrator shall post on the county website, the participating authority's Early Voting Roster on a daily basis. In accordance with Section 87.121 of the Election Code, the daily roster showing the previous day's early voting activity will be posted no later than 11:00 am each business day.

VII. EARLY VOTING BALLOT BOARD

Denton County shall appoint the Presiding Judge of an Early Voting Ballot Board (EVBB) to process early voting results from the Joint Election. The Presiding Judge, with the assistance of the Elections Administrator, shall appoint two or more additional members to constitute the EVBB. The Elections Administrator shall determine the number of EVBB members required to efficiently process the early voting ballots.

VIII. CENTRAL COUNTING STATION AND ELECTION RETURNS

The Elections Administrator shall be responsible for establishing and operating the central counting station to receive and tabulate the voted ballots in accordance with the provisions of the Texas Election Code and of this agreement.

The participating authorities hereby, in accordance with Section 127.002, 127.003, and 127.005 of the Texas Election Code, appoint the following central counting station officials:

Counting Station Manager: Brandy Grimes, Deputy Elections Administrator
Tabulation Supervisor: Jason Slonaker, Technology Resources Coordinator
Presiding Judge: Early Voting Ballot Board Judge
Alternate Judge: Early Voting Ballot Board Alternate Judge

The counting station manager or their representative shall deliver timely cumulative reports of the election results as precincts report to the central counting station and are tabulated by posting on the Election Administrator's Election Night Results website. The manager shall be responsible for releasing unofficial cumulative totals and precinct returns from the election to the joint participants, candidates, press, and general public by distribution of hard copies at the central counting station (if requested) and by posting to the Election Administrator's Election Night Results website. To ensure the accuracy of reported election returns, results printed on the reports produced by Denton County's voting equipment will not be released to the participating authorities at the remote collection locations or from individual polling locations.

The Elections Administrator will prepare the unofficial canvass reports after all precincts have been counted, and will deliver a copy of the unofficial canvass to each participating authority as soon as possible after all returns have been tabulated. The Elections Administrator will include the tabulation and precinct-by-precinct results that are required by Texas Election Code Section 67.004 for the participating authorities to conduct their respective canvasses. Each participating authority shall be responsible for the official canvass of its respective election(s), and shall notify the Elections Administrator, or their designee, of the date of the canvass, no later than three days after Election Day.

The Elections Administrator shall be responsible for conducting the post-election manual recount required by Section 127.201 of the Texas Election Code unless a waiver is granted by the Secretary of State. Notification and copies of the recount, if waiver is denied, will be provided to each participating authority and the Secretary of State's Office.

IX. PARTICIPATING AUTHORITIES WITH TERRITORY OUTSIDE DENTON COUNTY

Each participating authority with territory containing population outside of Denton County agrees that they Elections Administrator shall administer only the Denton County portion of those elections.

X. RUNOFF ELECTIONS

Each participating authority shall have the option of extending the terms of this agreement through its runoff election, if applicable. In the event of such runoff election, the terms of this agreement shall automatically extend unless the participating authority notifies the Elections Administrator in writing within three (3) business days of the original election.

Each participating authority shall reserve the right to reduce the number of early voting locations and/or Election Day voting locations in a runoff election.

Each participating authority agrees to order any runoff election(s) at its meeting for canvassing the votes from the [election-date] election and to conduct its drawing for ballot positions at or immediately following such meeting in order to expedite preparations for its runoff election.

Each participating authority eligible to hold runoff elections agrees that the date of the runoff election, if necessary, shall be Saturday, June 5, 2021, with early voting being held in accordance with the Election Code.

XI. ELECTION EXPENSES AND ALLOCATION OF COSTS

The participating authorities agree to share the costs of administering the Joint Election.

Allocation of general expenses, which are not directly attributable to an individual polling location, will be expensed by each participating authority's percentage of registered voters of the total registered voters of all participating authorities.

Expenses for Early Voting by personal appearance shall be allocated based upon the actual costs associated with each early voting location. Each participating authority shall be responsible for an equal portion of the actual costs associated with the early voting locations within their jurisdiction. Participating authorities that do not have a polling location within their jurisdiction shall pay an equal portion of the nearest polling location.

Election Day location expenses will be allocated based on each participating authority's percentage of registered voters assigned to each polling place. If a participating authority's election is conducted at more than one Election Day polling location there shall be no charges or fees allocated to the participating authority for the cost of the Election Day polling location in which the authority has fewer than 50% of the total registered voters served by that polling location, except that if the number of registered voters in all of the authority's polling locations is less than the 50% threshold, the participating authority shall share the expenses, based on their percentage of registered voters, of the polling location at which it has the greatest number of registered voters.

In the event that participating authorities with overlapping boundaries cannot make an agreement on Early Voting and/or Election Day locations, the requesting participating authority agrees to bear the entire expense of the location.

Each participating authority requesting additional hours, outside of the standard hours, for a location or locations, agree to split the cost of the additional open hours equally amongst the requesting participating authorities.

Costs for Early Voting by mail, in-person ballots, provisional ballot, and Poll Pad paper shall be allocated according to the actual number of ballots issued to each participating authority's voters and the cost shared equally amongst participating authorities of each ballot style.

Each participating authority agrees to pay the Elections Administrator an administrative fee equal to ten percent (10%) of its total billable costs in accordance with Section 31.100(d) of the Texas Election Code.

The Denton County Elections Administrator shall deposit all funds payable under this contract into the appropriate fund(s) within the county treasury in accordance with Election Code Section 31.100.

The Denton County Elections Administrator reserves the right to adjust the above formulas in agreement with an individual jurisdiction if the above formula results in a cost allocation that is inequitable.

If any participating authority makes a special request for extra Temporary Branch Early Voting by Personal Appearance locations as provided by the Texas Election Code, that entity agrees to pay the entire cost for that request.

Participating authorities having the majority of their voters in another county, and fewer than 500 registered voters in Denton County, and that do not have an Election Day polling place or early voting location within their Denton County territory shall pay a flat fee of $400 for election expenses.

Election expenses, including but not limited to, overtime charges for Election Office staff, and any unforeseen expenses needed to conduct the election, will be borne by the participating authority or authorities, affected.

XII. WITHDRAWAL FROM CONTRACT DUE TO CANCELLATION OF ELECTION

Any participating authority may withdraw from this agreement and the Joint Election should it cancel its election in accordance with Sections 2.051 - 2.053 of the Texas Election Code. The withdrawing authority is fully liable for any expenses incurred by the Denton County Elections Administrator on behalf of the authority plus an administrative fee of ten percent (10%) of such expenses. Any monies deposited with the Elections Administrator by the withdrawing authority shall be refunded, minus the aforementioned expenses and administrative fees, if applicable.

It is agreed that any of the joint election early voting locations that are not within the boundaries of one or more of the remaining participating authorities, with the exception of the early voting location at the Denton County Elections Building, may be dropped from the joint election unless one or more of the remaining participating authorities agreed to fully fund such location(s). In the event that any early voting location is eliminated under this section, as addendum to the contract shall be provided to the remaining participants within five days after notification of all intents to withdraw have been received by the Elections Administrator.

XIII. RECORDS OF THE ELECTION

The Elections Administrator is hereby appointed general custodian of the voted ballots and all records of the Joint Election as authorized by Section 271.010 of the Texas Election Code.

Access to the election records shall be available to each participating authority as well as to the public in accordance with applicable provisions of the Texas Election Code and the Texas Public

Information Act. The election records shall be stored at the offices of the Elections Administrator or at an alternate facility used for storage of county records. The Elections Administrator shall ensure that the records are maintained in an orderly manner so that the records are clearly identifiable and retrievable.

Records of the election shall be retained and disposed of in accordance with the provisions of Section 66.058 of the Texas Election Code. If records of the election are involved in any pending election contest, investigation, litigation, or open records request, the Elections Administrator shall maintain the records until final resolution or until final judgment, whichever is applicable. It is the responsibility of each participating authority to bring to the attention of the Elections Administrator any notice of pending election contest, investigation, litigation or open records request which may be filed with the appropriate participating authority.

XIV. RECOUNTS

A recount may be obtained as provided by Title 13 of the Texas Election Code. By signing this document, the presiding officer of the contracting participating authorities agree that any recount shall take place at the office of the Elections Administrator, and that the Elections Administrator shall serve as Recount Supervisor, and the participating authority's official or employee who performs the duties of a secretary under the Texas Election Code shall serve as Recount Coordinator.

The Elections Administrator agrees to provide advisory services to each participating authority as necessary to conduct a proper recount.

XV. MISCELLANEOUS PROVISIONS

1. It is understood that to the extent space is available, other districts and political subdivisions may wish to participate in the use of the County's election equipment and voting places, and it is agreed that the Elections Administrator may contract with such other districts or political subdivisions for such purposes and that in such event there may be an adjustment of the pro-rata share to be paid to the County by the participating authorities.

2. The Elections Administrator shall file copies of this document with the Denton County Treasurer and the Denton County Auditor in accordance with Section 31.099 of the Texas Election Code.

3. Nothing in this contract prevents any party from taking appropriate legal action against any other party and/or other election personnel for a breach of this contract or a violation of the Texas Election Code.

4. This agreement shall be construed under and in accord with the laws of the State of Texas, and all obligations of the parties created hereunder are performable in Denton County, Texas.

5. In the event that one of more of the provisions contained in this Agreement shall for any reason be held to be invalid, illegal, or unenforceable in any respect, such invalidity, illegality, or unenforceability shall not affect any other provision hereof and this agreement shall be construed as if such invalid, illegal, or unenforceable provision had never been contained herein.

6. All parties shall comply with all applicable laws, ordinances, and codes of the State of Texas, all local governments, and any other entities with local jurisdiction.

7. The waiver by any party of a breach of any provision of this agreement shall not operate as or be construed as a waiver of any subsequent breach.

8. Any amendments of this agreement shall be of no effect unless in writing and signed by all parties hereto.

9. Failure for a participating authority to meet the deadlines as outline in this contract may result in additional charges, including but not limited to, overtime charges, etc.

10. Elections Staffing Hourly Rate (includes all benefit pay):

Absentee Voting Coordinator	$40.023
Voter Registration Clerk	$30.068 - $33.299
Technology Resources Coordinator	$43.227
Elections Technician	$30.521 - $34.762
Voter Registration Coordinator	$37.503
Training Coordinator	$41.899
Election Coordinator	$34.763

XVI. COST ESTIMATES AND DEPOSIT OF FUNDS

The total estimated obligation for each participating authority under the terms of this agreement is listed below. The exact amount of each participating authority's obligation under the terms of this agreement shall be calculated after the [election-date] election (or runoff election, if applicable). The participating authority's obligation shall be paid to Denton County within 30 days after the receipt of the final invoice from the Denton County Elections Administrator.

The total estimated obligation for each participating authority under the terms of this agreement shall be provided within 45 days after the last deadline for ordering an election:

[costs]

[pagebreak]

THIS PAGE INTENTIONALLY BLANK.

2021 Town of Prosper General Election Calendar

January 13	First day candidates may file an application for a place on the ballot.
February 12	Last day candidates may file an application for a place on the ballot. (Must be received by 5:00 p.m.)
February 18	Town Secretary conducts drawing for order of names on ballot at 8:15 a.m. in the Town Secretary's Office.
February 18	Town Council Candidate Orientation – Town Hall, 6:00 p.m.
February 19	Last day for a candidate to withdraw application for a place on the ballot. (Must be received in writing by 5:00 p.m.)
April 1	Last day to register to vote in the May 1, 2021, General Election.
April 1	Due date for filing first report of campaign contributions and expenditures. (Form C/OH)
April 19	First day to vote early by personal appearance.
April 23	Due date for filing second report of campaign contributions and expenditures. (Form C/OH)
April 27	Last day to vote early by personal appearance.
May 1	**ELECTION DAY**
May 5	Town Council Member Orientation – Town Hall, 1:00-5:00 p.m.
May 11	Official canvass of election returns by Town Council.
May 11	New Councilmembers sworn in at Council Meeting, and/or Town Council calls Runoff Election, if needed.
June 5	Runoff Election (if needed)
July 15	Last day for timely filing of final or semi-annual report of campaign contributions and expenditures. (Form C/OH–FR)

TOWN SECRETARY

Prosper is a place where everyone matters.

To: **Mayor and Town Council**

From: **Melissa Lee, Town Secretary**

Through: **Harlan Jefferson, Town Manager**
Robyn Battle, Executive Director of Community Services

Re: **Town Council Meeting – February 9, 2021**

Agenda Item:
Consider and act upon a resolution designating *The Prosper Press* as the official newspaper of the Town of Prosper, and *The Dallas Morning News* and *The Frisco Enterprise* as alternative advertising sources, for Fiscal Year 2020-2021.

Description of Agenda Item:
Section 2051.049 of the Texas Government Code provides that the Town Council shall select one or more newspapers to publish notices, and Section 11.02 of the Town Charter states that the Town Council shall annually declare an official newspaper of general circulation in the Town. *The Prosper Press* meets these requirements for the purpose of publishing ordinances, election notices, public hearing notices, and other notices required by ordinance, the Town Charter and state law. Town staff recommends the continued use of *The Dallas Morning News* as an alternate advertising source in the event that the Town encounters a situation where an advertising or public notice deadline could not be timely met by *The Prosper Press.*

Town staff has become aware of several occasions where *The Prosper Press* has failed to publish legal notices in a timely manner. On such occasions, the Town has utilized *The Dallas Morning News* to publish required legal notices, which is substantially more expensive. As a more cost-effective remedy, Town staff recommends adding *The Frisco Enterprise* as a secondary alternate newspaper for the Town. *The Frisco Enterprise*, published by Star Local Media, is distributed on Sundays and has a circulation of over 26,000. Legal notices published in *The Frisco Enterprise* will also be published in *The Celina Record*, which is Star Local Media's newspaper of record in Collin County.

Legal Obligations and Review:
The proposed resolution is a standard format previously approved by the Town Attorney, Terrence Welch of Brown & Hofmeister, L.L.P.

Attached Documents:
1. Resolution

Town Staff Recommendation:
Town staff recommends the Town Council adopt a resolution designating *The Prosper Press* as the official newspaper of the Town of Prosper, and *The Dallas Morning News* and *The Frisco Enterprise* as alternative advertising sources, for Fiscal Year 2020-2021.

Proposed Motion:

I move to adopt a resolution designating *The Prosper Press* as the official newspaper of the Town of Prosper, and *The Dallas Morning News* and *The Frisco Enterprise* as alternative advertising sources, for Fiscal Year 2020-2021.

TOWN OF PROSPER, TEXAS **RESOLUTION NO. 2021-__**

A RESOLUTION OF THE TOWN COUNCIL OF THE TOWN OF PROSPER, TEXAS, DESIGNATING *THE PROSPER PRESS* AS THE OFFICIAL NEWSPAPER OF THE TOWN OF PROSPER, AND *THE DALLAS MORNING NEWS* AND *THE FRISCO ENTERPRISE* AS ALTERNATE ADVERTISING SOURCES, FOR FISCAL YEAR 2020-2021.

WHEREAS, Section 11.02 of the Prosper Town Charter provides that the Town Council shall declare annually an official newspaper of general circulation in the Town. All ordinances, notices and other matters required by the Charter, Town ordinance, or the Constitution and laws of the State of Texas shall be published in the official newspaper; and

WHEREAS, Section 2051.049 of the Texas Government Code provides that the Town Council shall select one or more newspapers to publish notices; and

WHEREAS, Resolution No. 15-31, approved by the Prosper Town Council on May 26, 2015, provides that *The Dallas Morning News* is authorized as an alternate advertising source in the event that the Town encounters a situation where an advertising or public notice deadline could not be timely met by *The Prosper Press*; and

WHEREAS, the Town Council of the Town of Prosper desires to designate *The Frisco Enterprise* as a secondary alternate newspaper of the Town; and,

NOW, THEREFORE, BE IT RESOLVED BY THE TOWN COUNCIL OF THE TOWN OF PROSPER, TEXAS, THAT:

SECTION 1

The Town Council of the Town of Prosper hereby designates *The Prosper Press*, a public newspaper in and of the Town of Prosper, Texas, as the official newspaper of said Town, the same to continue as such until another is selected, and shall cause to be published therein all ordinances, notices and other matters required by law or by ordinance to be published. The *Dallas Morning News* and *The Frisco Enterprise* are hereby designated as authorized advertising sources in the event that the Town encounters a situation where an advertising or public notice deadline cannot be timely met by *The Prosper Press*.

SECTION 2

This Resolution shall become effective immediately upon its passage.

DULY PASSED AND APPROVED BY THE TOWN COUNCIL OF THE TOWN OF PROSPER, TEXAS, ON THIS THE 9TH DAY OF FEBRUARY 2021.

_____

Ray Smith, Mayor

ATTEST:

_____

Melissa Lee, Town Secretary

APPROVED AS TO FORM AND LEGALITY:

_____

Terrence S. Welch, Town Attorney

TOWN OF PROSPER

Prosper is a place where everyone matters.

MONTHLY FINANCIAL REPORT
as of December 31, 2020
Budgetary Basis

Prepared by
Finance Department

February 9, 2021

TOWN OF PROSPER, TEXAS

MONTHLY FINANCIAL REPORT
DECEMBER 2020

Table of Contents

Dashboard Charts	1 - 2
General Fund	3
Water-Sewer Fund	4 - 5
Debt Service Fund	6
Crime Control and Prevention Special Purpose District	7
Fire Control, Prevention, and Emergency Medical Services Special Purpose District	8
Vehicle and Equipment Replacement Fund	9
Storm Drainage Utility Fund	10
Park Dedication and Improvement Fund	11
TIRZ #1 - Blue Star	12
TIRZ #2 - Matthews Southwest	13
Water Impact Fees Fund	14
Wastewater Impact Fees Fund	15
Thoroughfare Impact Fees Fund	16
Special Revenue Fund	17
Capital Projects Fund-General	18
Capital Projects Fund-Water/Sewer	19
Detail All Funds	20

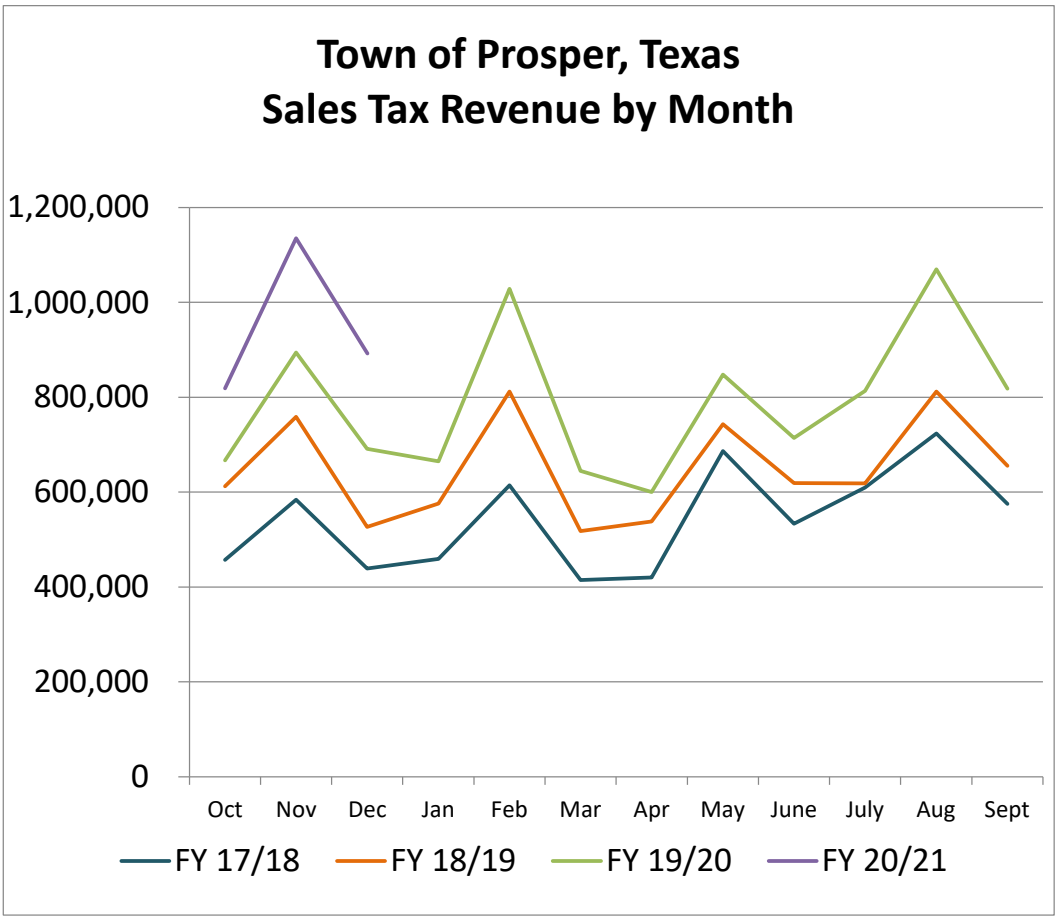
Town of Prosper, Texas
Sales Tax Revenue by Month
1,200,000
1,000,000
800,000
600,000
400,000
200,000
0
Oct
Nov
Dec
Jan
Feb
Mar
Apr
May
June
July
Aug
Sept
FY 17/18
FY 18/19
FY 19/20
FY 20/21

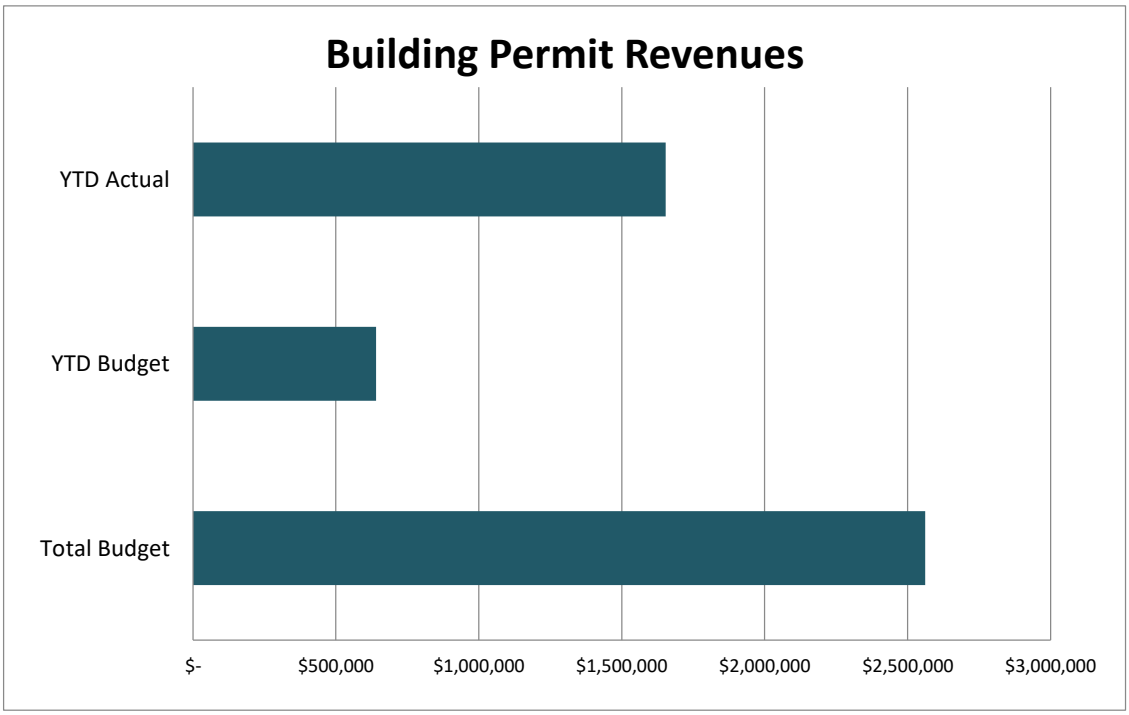
Building Permit Revenues
YTD Actual
YTD Budget
Total Budget
$-
$500,000
$1,000,000
$1,500,000
$2,000,000
$2,500,000
$3,000,000

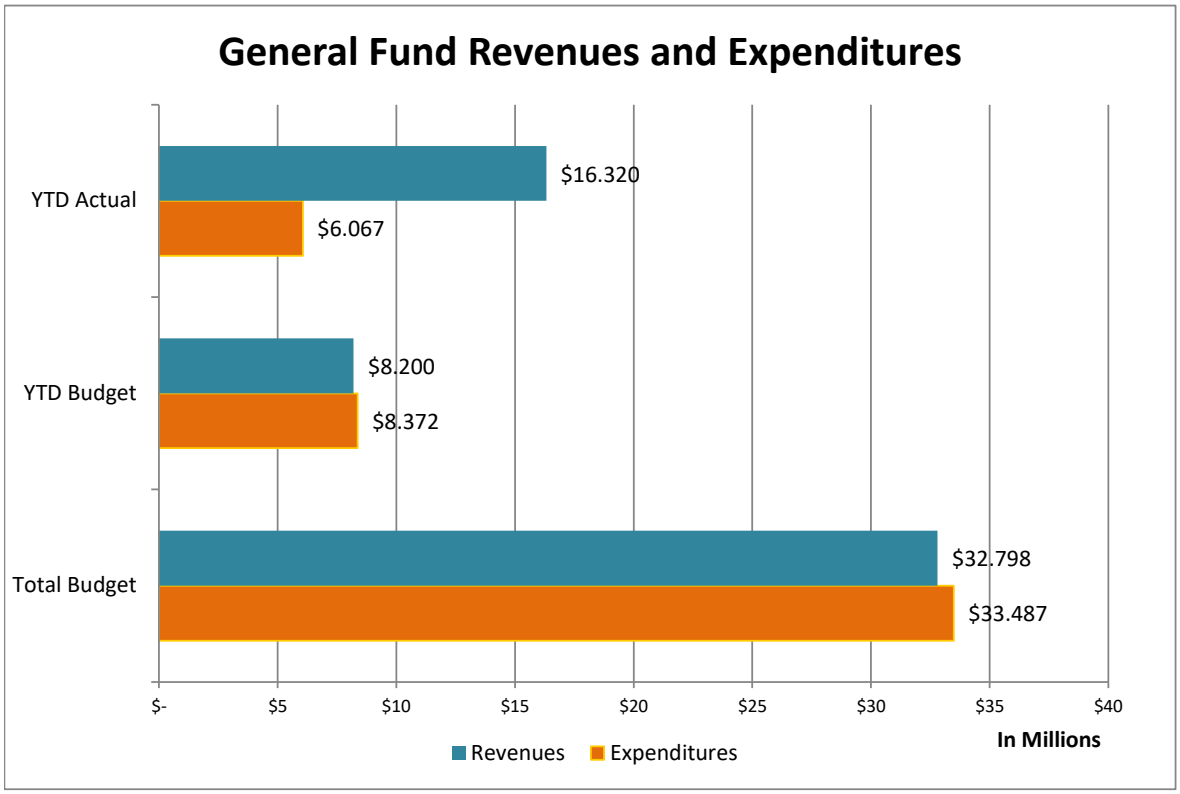
General Fund Revenues and Expenditures
YTD Actual
YTD Budget
Total Budget
$16.320
$6.067
$8.200
$8.372
$32.798
$33.487
$-
$5
$10
$15
$20
$25
$30
$35
$40
Revenues
Expenditures
In Millions

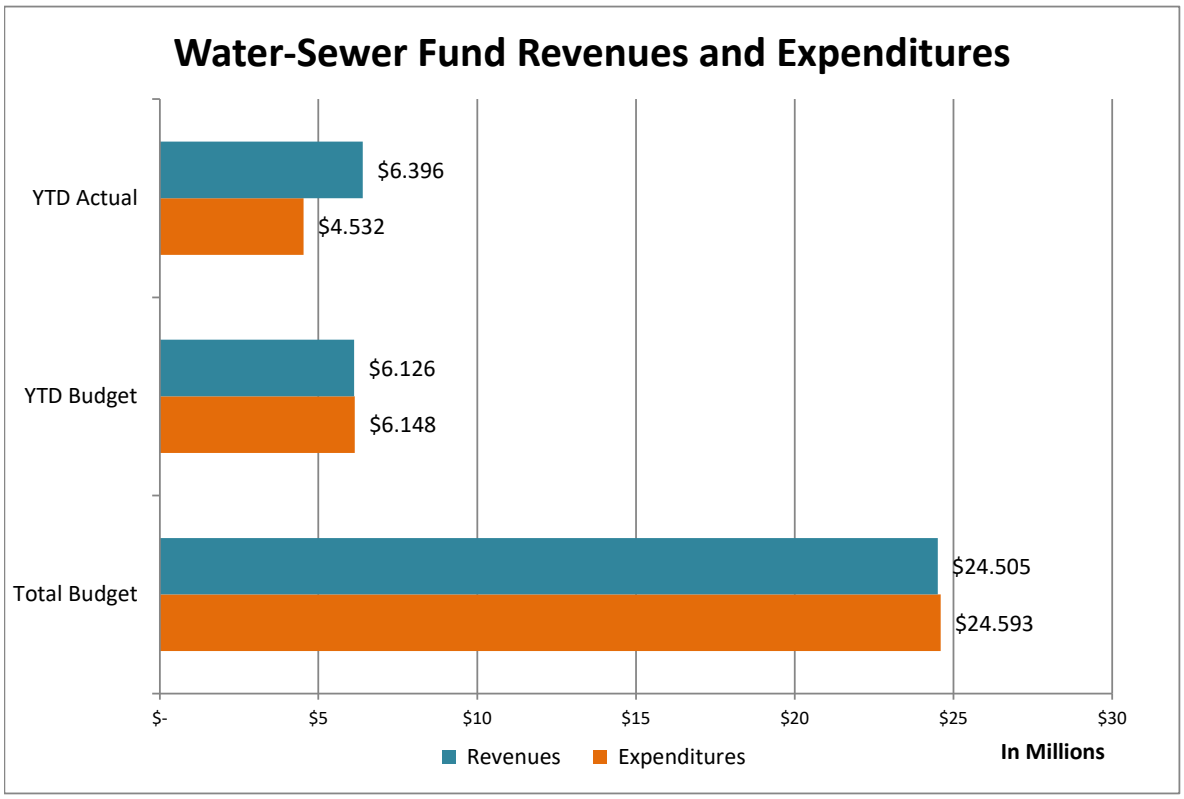
Water-Sewer Fund Revenues and Expenditures
YTD Actual
YTD Budget
Total Budget
$6.396
$4.532
$6.126
$6.148
$24.505
$24.593
$-
$5
$10
$15
$20
$25
$30
Revenues
Expenditures
In Millions

TOWN OF PROSPER, TEXAS
MONTHLY FINANCIAL REPORT
December 31, 2020
Expected Year to Date Percent 24.99%

GENERAL FUND

	Original Budget	Budget Adjustment	Amended Budget	Current Year YTD Actuals	Current Year Encumbrances	Current Remaining Budget Balance	YTD Percent	Note	Prior Year YTD Actuals	Change from Prior Year
REVENUES										
Property Taxes	$ 18,236,167	$ -	$ 18,236,167	$ 11,563,487	$ -	$ 6,672,680	63%	1	$ 10,285,416	12%
Sales Taxes	5,733,141	-	5,733,141	1,769,571	-	3,963,570	31%		1,394,710	27%
Franchise Fees	1,792,875	-	1,792,875	110,756	-	1,682,119	6%	2	85,217	30%
Building Permits	2,561,400	-	2,561,400	1,654,183	-	907,217	65%		858,637	93%
Other Licenses, Fees & Permits	1,003,700	-	1,003,700	676,328	-	327,373	67%		489,259	38%
Charges for Services	842,425	-	842,425	108,996	-	733,429	13%		119,871	-9%
Fines & Warrants	400,000	-	400,000	53,125	-	346,875	13%	5	92,827	-43%
Intergovernmental Revenue (Grants)	414,672	100,000	514,672	60	-	514,612	0%	3	1,024	-94%
Investment Income	85,000	-	85,000	30,590	-	54,410	36%		74,933	-59%
Transfers In	1,071,820	-	1,071,820	267,955	-	803,865	25%		247,272	8%
Miscellaneous	345,200	-	345,200	42,296	-	302,904	12%		67,864	-38%
Park Fees	212,000	-	212,000	42,599	-	169,401	20%		26,459	61%
Total Revenues	$ 32,698,400	$ 100,000	$ 32,798,400	$ 16,319,946	$ -	$ 16,478,454	50%		$ 13,743,490	19%
EXPENDITURES										
Administration	$ 5,598,394	$ 557,415	$ 6,155,809	$ 1,297,878	$ 376,113	$ 4,481,818	27%		$ 1,224,715	6%
Police	5,997,484	144,549	6,142,033	982,256	66,752	5,093,024	17%		951,080	3%
Fire/EMS	7,713,465	146,493	7,859,958	1,498,662	231,410	6,129,887	22%		1,533,957	-2%
Public Works	3,272,379	17,698	3,290,077	316,978	521,237	2,451,862	25%	4	1,562,645	-80%
Community Services	4,605,459	7,285	4,612,744	939,544	210,646	3,462,554	25%		1,034,945	-9%
Development Services	3,371,304	-	3,371,304	578,658	106,754	2,685,892	20%		562,829	3%
Engineering	2,031,806	23,317	2,055,123	453,358	40,431	1,561,334	24%		296,207	53%
Total Expenses	$ 32,590,291	$ 896,757	$ 33,487,048	$ 6,067,334	$ 1,553,345	$ 25,866,370	23%		$ 7,166,379	-15%
REVENUE OVER (UNDER) EXPENDITURES	$ 108,109	$ (796,757)	$ (688,648)	$ 10,252,613					$ 6,577,111	
Beginning Fund Balance October 1-Unassigned/Unrestricted*			12,653,021	12,653,021					8,139,265	
Ending Fund Balance			$ 11,964,373	$ 22,905,634					$ 14,716,376	

Notes

1 Property taxes are billed in October and the majority of collections occur December through February.

2 Franchise fees and other various license and fees are paid quarterly or annually.

3 Grant revenues are recorded when received. The largest grant revenue expected is for the fire SAFER grant.

4 Prior year Public Works expenditures included transfers for capital projects.

5 Court Fines & Warrant collections have been down during the COVID-19 pandemic.

* Unaudited Fund Balance to be updated after the FY20 annual audit is completed

TOWN OF PROSPER, TEXAS
MONTHLY FINANCIAL REPORT
December 31, 2020
Expected Year to Date Percent 24.99%

WATER-SEWER FUND

	Original Budget	Budget Adjustment	Amended Budget	Current Year YTD Actual	Current Year Encumbrances	Current Remaining Budget Balance	YTD Percent	Note	Prior Year YTD Actual	Change from Prior Year
REVENUES										
Water Charges for Services	$ 14,203,322	$ -	$ 14,203,322	$ 3,772,664	$ -	$ 10,430,658	27%		$ 3,284,008	15%
Sewer Charges for Services	8,012,010	-	8,012,010	2,007,971	-	6,004,039	25%		1,837,293	9%
Sanitation Charges for Services	1,527,500	-	1,527,500	386,012	-	1,141,488	25%		348,043	11%
Licenses, Fees & Permits	172,500	-	172,500	57,179	-	115,321	33%		48,901	17%
Utility Billing Penalties	112,000	-	112,000	-	-	112,000	0%	1	23,846	-100%
Investment Income	55,000	-	55,000	15,025	-	39,975	27%		52,554	-71%
Other	422,361	-	422,361	157,468	-	264,893	37%		119,194	32%
Total Revenues	$ 24,504,693	$ -	$ 24,504,693	$ 6,396,320	$ -	$ 18,108,373	26%		$ 5,713,839	12%
EXPENDITURES										
Administration	$ 2,615,646	$ 75,255	$ 2,690,901	$ 591,940	$ 64,755	2,034,206	24%		$ 498,986	19%
Debt Service	3,701,269	-	3,701,269	-	-	3,701,269	0%		-	
Water Purchases	6,681,709	-	6,681,709	1,692,460	-	$ 4,989,249	25%		1,301,560	30%
Public Works	11,410,264	108,987	11,519,251	2,247,688	480,431	8,791,132	24%		5,074,529	-56%
Total Expenses	$ 24,408,888	$ 184,242	$ 24,593,130	$ 4,532,088	$ 545,186	$ 19,515,856	21%		$ 6,875,074	-34%
REVENUE OVER (UNDER) EXPENDITURES	$ 95,805	$ (184,242)	$ (88,437)	$ 1,864,231					$ (1,161,235)	
Beginning Working Capital October 1*			7,787,022	7,787,022					7,869,816	
Ending Working Capital			$ 7,698,585	$ 9,651,253					$ 6,708,581	

Notes

1 Customer penalties are currently being waived due to COVID-19.

* Unaudited Fund Balance to be updated after the FY20 annual audit is completed.

TOWN OF PROSPER, TEXAS
MONTHLY FINANCIAL REPORT
December 31, 2020
Expected Year to Date Percent 24.99%

WATER-SEWER FUND

	Dec-20		Dec-19		Growth %
	WATER	SEWER	WATER	SEWER	Change
# of Accts Residential	9,846	9,155	8,654	7,974	14.27%
# of Accts Commercial	363	323	318	279	14.91%
Consumption-Residential	74,778,890	52,911,204	63,228,650	51,033,971	11.75%
Consumption-Commercial	28,520,810	9,220,330	23,907,430	11,114,160	7.77%
Average Residential Water Consumption	7,595		7,306		3.95%
Billed ($) Residential	541,250.46	517,352.94	470,117.61	478,875.01	15.13%
Billed ($) Commercial	264,128.23	88,374.33	222,221.95	97,811.45	18.86%
Total Billed ($)	$ 805,378.69	$ 605,727.27	$ 692,339.56	$ 576,686.46	11.20%

	Average Monthly	Average Cumulative
October	9.8%	9.8%
November	7.2%	17.1%
December	5.6%	22.7%
January	4.7%	27.4%
February	4.4%	31.7%
March	4.3%	36.1%
April	6.0%	42.1%
May	7.3%	49.4%
June	10.1%	59.5%
July	11.7%	71.3%
August	15.2%	86.5%
September	13.5%	100.0%

	Average rainfall for December is 2.58			
Rainfall	Jan-20	5.00	Jan-19	1.58
	Feb-20	3.88	Feb-19	1.29
	Mar-20	6.75	Mar-19	2.01
	Apr-20	1.90	Apr-19	6.75
	May-20	7.54	May-19	8.15
	Jun-20	5.35	Jun-19	4.13
	Jul-20	2.31	Jul-19	0.78
	Aug-20	1.28	Aug-19	2.44
	Sep-20	3.87	Sep-19	Trace of rain
	Oct-20	1.74	Oct-19	4.42
	Nov-20	1.08	Nov-19	1.80
	Dec-19	3.00	Dec-19	1.17

TOWN OF PROSPER, TEXAS
MONTHLY FINANCIAL REPORT
December 31, 2020
Expected Year to Date Percent 24.99%

DEBT SERVICE FUND

	Original Budget	Budget Adjustment	Amended Budget	Current Year YTD Actual	Current Year Encumbrances	Current Remaining Budget Balance	YTD Percent	Note	Prior Year YTD Actual	Change from Prior Year
REVENUES										
Property Taxes-Delinquent	$ -	$ -	$ -	$ 39,988	$ -	$ (39,988)			$ 33,582	19%
Property Taxes-Current	7,549,503	-	7,549,503	4,753,096	-	2,796,407	63%	1	4,229,695	12%
Taxes-Penalties	-	-	-	5,198	-	(5,198)			6,428	-19%
Interest Income	45,000	-	45,000	6,694	-	38,306	15%		31,074	-78%
Total Revenues	$ 7,594,503	$ -	$ 7,594,503	$ 4,804,975	$ -	$ 2,789,528	63%		$ 4,300,780	12%
EXPENDITURES										
Professional Services	$ -	$ -	$ -	$ -	$ -	$ -			$ -	
2012 GO Bond Payment	195,000	-	195,000	-	-	195,000	0%		-	
2013 GO Refunding Bond	170,000	-	170,000	-	-	170,000	0%		-	
Bond Administrative Fees	20,000	-	20,000	-	-	20,000	0%		-	
2014 GO Bond Payment	285,000	-	285,000	-	-	285,000	0%		-	
2015 GO Bond Payment	463,700	-	463,700	-	-	463,700	0%		-	
2015 CO Bond Payment	440,000	-	440,000	-	-	440,000	0%		-	
2016 GO Debt Payment	625,500	-	625,500	-	-	625,500	0%		-	
2016 CO Debt Payment	55,000	-	55,000	-	-	55,000	0%		-	
2017 CO Debt Payment	410,000	-	410,000	-	-	410,000	0%		-	
2018 GO Debt Payment	135,000	-	135,000	-	-	135,000	0%		-	
2018 CO Debt Payment	175,000	-	175,000	-	-	175,000	0%		-	
2019 CO Debt Payment	366,177	-	366,177	-	-	366,177	0%		-	
2019 GO Debt Payment	150,000	-	150,000	-	-	150,000	0%		-	
2020 CO Debt Payment	805,000	-	805,000	-	-	805,000	0%		-	
Bond Interest Expense	3,404,364	-	3,404,364	-	-	3,404,364	0%		-	
Total Expenditures	$ 7,699,741	$ -	$ 7,699,741	$ -	$ -	$ 7,699,741	0%		$ -	
REVENUE OVER (UNDER) EXPENDITURES	$ (105,238)	$ -	$ (105,238)	$ 4,804,975					$ 4,300,780	
Beginning Fund Balance October 1*			2,662,455	2,662,455					2,558,230	
Ending Fund Balance Current Month			$ 2,557,217	$ 7,467,430					$ 6,859,010	

Notes

1 Property taxes are billed in October and the majority of collections occur December through February.

* Unaudited Fund Balance to be updated after the FY20 annual audit is completed.

TOWN OF PROSPER, TEXAS
MONTHLY FINANCIAL REPORT
December 31, 2020
Expected Year to Date Percent 24.99%

CRIME CONTROL AND PREVENTION SPECIAL PURPOSE DISTRICT

	Original Budget	Budget Adjustment	Amended Budget	Current Year YTD Actual	Current Year Encumbrances	Current Remaining Budget Balance	YTD Percent	Note	Prior Year YTD Actual	Change from Prior Year
REVENUES										
Sales Tax - Town	$ 1,564,807	$ -	$ 1,564,807	$ 467,200	$ -	$ 1,097,607	30%		$ 364,611	28%
Interest Income	300	-	300	111	-	189	37%		57	
Other	-	-	-	-	-	-			-	
Total Revenue	$ 1,565,107	$ -	$ 1,565,107	$ 467,311	$ -	$ 1,097,796	30%		$ 364,668	28%
EXPENDITURES										
Personnel	$ 1,425,708	$ -	$ 1,425,708	$ 380,134	$ -	$ 1,045,574	27%		$ 237,515	60%
Other	-	-	-	-	-	-			-	
Total Expenditures	$ 1,425,708	$ -	$ 1,425,708	$ 380,134	$ -	$ 1,045,574	27%		$ 237,515	60%
REVENUE OVER (UNDER) EXPENDITURES	$ 139,399	$ -	$ 139,399	$ 87,177					$ 127,152	
Beginning Fund Balance October 1*			257,688	257,688					-	
Ending Fund Balance Current Month			$ 397,087	$ 344,865					$ 127,152	

Notes
* Unaudited Fund Balance to be updated after the FY20 annual audit is completed.

TOWN OF PROSPER, TEXAS
MONTHLY FINANCIAL REPORT
December 31, 2020
Expected Year to Date Percent 24.99%

FIRE CONTROL, PREVENTION, AND EMERGENCY MEDICAL SERVICES SEPCIAL PURPOSE DISTRICT

	Original Budget	Budget Adjustment	Amended Budget	Current Year YTD Actual	Current Year Encumbrances	Current Remaining Budget Balance	YTD Percent	Note	Prior Year YTD Actual	Change from Prior Year
REVENUES										
Sales Tax - Town	$ 1,564,807	$ -	$ 1,564,807	$ 466,622	$ -	$ 1,098,185	30%		$ 364,227	28%
Interest Income	-	-	-	-	-	-			-	
Other	-	-	-	-	-	-			-	
Total Revenue	$ 1,564,807	$ -	$ 1,564,807	$ 466,622	$ -	$ 1,098,185	30%		$ 364,227	28%
EXPENDITURES										
Personnel	$ 1,490,812	$ -	$ 1,490,812	$ 413,255	$ -	$ 1,077,557	28%		$ 289,310	43%
Other	-	-	-	-	-	-			-	
Total Expenditures	$ 1,490,812	$ -	$ 1,490,812	$ 413,255	$ -	$ 1,077,557	28%		$ 289,310	43%
REVENUE OVER (UNDER) EXPENDITURES	$ 73,995	$ -	$ 73,995	$ 53,368					$ 74,917	
Beginning Fund Balance October 1*			159,093	159,093					-	
Ending Fund Balance Current Month			$ 233,088	$ 212,461					$ 74,917	

Notes
* Unaudited Fund Balance to be updated after the FY20 annual audit is completed

TOWN OF PROSPER, TEXAS
MONTHLY FINANCIAL REPORT
December 31, 2020
Expected Year to Date Percent 24.99%

VEHICLE AND EQUIPMENT REPLACEMENT FUND

	Original Budget	Budget Adjustment	Amended Budget	Current Year YTD Actual	Current Year Encumbrances	Current Remaining Budget Balance	YTD Percent	Note	Prior Year YTD Actual	Change from Prior Year
REVENUES										
Grant Revenue	$ -	$ -	$ -	$ -	$ -	$ -			$ -	
Other Reimbursements	139,000	-	139,000	-	-	139,000	0%	2	220	-100%
Interest Income	20,000	-	20,000	8,294	-	11,706	41%		21,300	-61%
Transfers In	1,478,505	-	1,478,505	369,626	-	1,108,879	25%		505,670	-27%
Total Revenue	$ 1,637,505	$ -	$ 1,637,505	$ 377,920	$ -	$ 1,259,585	23%		$ 527,191	-28%
EXPENDITURES										
Vehicle Replacement	$ 861,946	$ -	$ 861,946	$ 442,163	$ 398,926	$ 20,857	98%	1	$ 177,842	149%
Equipment Replacement	436,559	-	436,559	57,470	40,975	338,114	23%	1	-	
Technology Replacement	99,080	-	99,080	9,764	-	89,316	10%	1	-	
Total Expenditures	$ 1,397,585	$ -	$ 1,397,585	$ 509,398	$ 439,900	$ 448,287	68%		$ 177,842	
REVENUE OVER (UNDER) EXPENDITURES	$ 239,920	$ -	$ 239,920	$ (131,478)					$ 349,349	
Beginning Fund Balance October 1*			3,854,051	3,854,051					2,337,780	
Ending Fund Balance Current Month			$ 4,093,971	$ 3,722,573					$ 2,687,129	

Notes

1 Funds have been encumbered for this year's replacement vehicles, equipment, or technology.

2 Includes proceeds from auctioned vehicles. Vehicles will be auctioned once replacement vehicles are received.

* Unaudited Fund Balance to be updated after the FY20 annual audit is completed.

TOWN OF PROSPER, TEXAS
MONTHLY FINANCIAL REPORT
December 31, 2020
Expected Year to Date Percent 24.99%

STORM DRAINAGE UTILITY FUND

	Original Budget	Budget Adjustment	Amended Budget	Current Year YTD Actual	Current Year Encumbrances	Current Remaining Budget Balance	YTD Percent	Note	Prior Year YTD Actual	Change from Prior Year
REVENUES										
Storm Drainage Utility Fee	$ 705,000	$ -	$ 705,000	$ 176,329	$ -	$ 528,671	25%		$ 161,633	9%
Drainage Review Fee	6,000	-	6,000	925	-	5,075	15%		850	
Interest Income	4,200	-	4,200	1,232	-	2,968	29%		3,125	-61%
Other Revenue	-	-	-	-	-	-			-	
Total Revenue	$ 715,200	$ -	$ 715,200	$ 178,485	$ -	$ 536,715	25%		$ 165,608	8%
EXPENDITURES										
Personnel Services	$ 171,051	$ -	$ 171,051	$ 40,913	$ -	$ 130,138	24%		$ 35,530	15%
Debt Service	245,592	-	245,592	-	-	245,592	0%		-	
Operating Expenditures	26,700	100,000	126,700	1,753	101,418	23,530	81%	1	5,791	-70%
Transfers Out	104,926	-	104,926	26,232	-	78,694	25%		25,034	5%
Total Expenses	$ 548,269	$ 100,000	$ 648,269	$ 68,898	$ 101,418	$ 477,954	26%		$ 66,355	4%
REVENUE OVER (UNDER) EXPENDITURES	$ 166,931	$ (100,000)	$ 66,931	$ 109,588					$ 99,253	
Beginning Working Capital October 1*			790,262	790,262					151,834	
Ending Working Capital Current Month			$ 857,193	$ 899,850					$ 251,087	

Notes

1 Frontier Park/Lakes of Prosper Drainage Channel project has been encumbered

* Unaudited Fund Balance to be updated after the FY20 annual audit is completed.

TOWN OF PROSPER, TEXAS
MONTHLY FINANCIAL REPORT
December 31, 2020
Expected Year to Date Percent 24.99%

PARK DEDICATION AND IMPROVEMENT FUNDS

	Original Budget	Budget Adjustment	Amended Budget	Current Year YTD Actual	Current Year Encumbrances	Current Remaining Budget Balance	YTD Percent	Note	Prior Year YTD Actual	Change from Prior Year
REVENUES										
Park Dedication-Fees	$ 200,000	$ -	$ 200,000	$ -	$ -	$ 200,000	0%		$ -	
Park Improvements	100,000	-	100,000	-	-	100,000	0%		-	
Contributions/Grants	500,000	-	500,000	-	-	500,000	0%		-	
Interest-Park Dedication	8,000	-	8,000	3,218	-	4,782	40%		10,287	-69%
Interest-Park Improvements	7,500	-	7,500	2,500	-	5,000	33%		9,131	-73%
Total Revenue	$ 815,500	$ -	$ 815,500	$ 5,718	$ -	$ 809,782	1%		$ 19,418	-71%
EXPENDITURES										
Developer Reimbursement-Park Imp	$ -	$ -	$ -	$ -	$ -	$ -			$ -	
Hike & Bike Master Plan	-	2,594	2,594	-	2,594	-			12,704	
Cockrell Park Trail Connection	510,799	425,422	936,221	166,310	425,422	344,489	63%	1	12,670	
Hays Park	395,456	28,074	423,529	2,800	28,074	392,656	7%		-	
Pecan Grove H&B Trail	30,000	-	30,000	-	-	30,000	0%		-	
Pecan Grove	610,000	-	610,000	-	-	610,000	0%		-	
Capital	250,000	-	250,000	-	-	250,000	0%		25,374	
Transfers Out	-	-	-	-	-	-			-	
Total Expenses	$ 1,796,255	$ 456,090	$ 2,252,345	$ 169,110	$ 456,090	$ 1,627,145	28%		$ 50,747	
REVENUE OVER (UNDER) EXPENDITURES	$ (980,755)	$ (456,090)	$ (1,436,845)	$ (163,392)					$ (31,329)	
Beginning Fund Balance October 1*			2,673,326	2,673,326					1,857,785	
Ending Fund Balance Current Month			$ 1,236,481	$ 2,509,934					$ 1,826,456	

Notes

1 Funds have been encumbered for this capital project.

* Unaudited Fund Balance to be updated after the FY20 annual audit is completed

TOWN OF PROSPER, TEXAS
MONTHLY FINANCIAL REPORT
December 31, 2020
Expected Year to Date Percent 24.99%

TIRZ #1 - BLUE STAR

	Original Budget	Budget Adjustment	Amended Budget	Current Year YTD Actual	Current Remaining Budget Balance	YTD Percent	Note	Prior Year YTD Actual	Change from Prior Year
REVENUES									
Impact Fee Revenue:									
Water Impact Fees	$ -	$ -	$ -	$ 19,868	$ (19,868)			$ 230,624	-91%
Wastewater Impact Fees	-	-	-	9,030	(9,030)			153,322	-94%
East Thoroughfare Impact Fees	1,000,000	-	1,000,000	84,101	915,900	8%		723,722	-88%
Property Taxes - Town (Current)	554,473	-	554,473	-	554,473	0%		-	
Property Taxes - Town (Rollback)	-	-	-	-	-			-	
Property Taxes - County (Current)	133,249	-	133,249	-	133,249	0%		-	
Sales Taxes - Town	562,344	-	562,344	142,470	419,874	25%		128,796	11%
Sales Taxes - EDC	470,962	-	470,962	119,319	351,643	25%		107,867	11%
Investment Income	2,000	-	2,000	475	1,525	24%		8,346	-94%
Transfer In	-	-	-	-	-			-	
Total Revenue	$ 2,723,028	$ -	$ 2,723,028	$ 375,263	$ 2,347,765	14%		$ 1,352,677	-72%
EXPENDITURES									
Professional Services	$ -	$ -	$ -	$ -	$ -			-	
Developer Rebate	2,723,028	-	2,723,028	-	2,723,028	0%		-	
Transfers Out	-	-	-	-				-	
Total Expenses	$ 2,723,028	$ -	$ 2,723,028	$ -	$ 2,723,028	0%		$ -	
REVENUE OVER (UNDER) EXPENDITURES			$ -	$ 375,263				$ 1,352,677	
Beginning Fund Balance October 1*			280,458	280,458				213,282	
Ending Fund Balance Current Month			$ 280,458	$ 655,721				$ 1,565,959	

Notes
* Unaudited Fund Balance to be updated after the FY20 annual audit is completed.

TOWN OF PROSPER, TEXAS
MONTHLY FINANCIAL REPORT
December 31, 2020
Expected Year to Date Percent 24.99%

TIRZ #2 - MATTHEWS SOUTHWEST

	Original Budget	Budget Adjustment	Amended Budget	Current Year YTD Actual	Current Remaining Budget Balance	YTD Percent	Note	Prior Year YTD Actual	Change from Prior Year
REVENUES									
Property Taxes - Town (Current)	$ 10,350	$ -	$ 10,350	$ -	$ 10,350	0%		$ -	
Property Taxes - Town (Rollback)	-	-	-	-	-	0%		-	
Property Taxes - County (Current)	2,487	-	2,487	-	2,487	0%		-	
Sales Taxes - Town	10	-	10	-	10	0%		4	-100%
Sales Taxes - EDC	10	-	10	-	10	0%		4	-100%
Investment Income	150	-	150	56	94	37%		185	-70%
Total Revenue	$ 13,007	$ -	$ 13,007	$ 56	$ 12,951	0%		$ 193	-71%
EXPENDITURES									
Professional Services	$ -	$ -	$ -	$ -	-			$ -	
Developer Rebate	13,007	-	13,007	-	13,007			-	
Transfers Out	-	-	-	-	-			-	
Total Expenditures	$ 13,007	$ -	$ 13,007	$ -	$ 13,007			$ -	
REVENUE OVER (UNDER) EXPENDITURES			$ -	$ 56				$ 193	
Beginning Fund Balance October 1*			25,315	25,315				25,922	
Ending Fund Balance Current Month			$ 25,315	$ 25,371				$ 26,115	

Notes

* Unaudited Fund Balance to be updated after the FY20 annual audit is completed.

TOWN OF PROSPER, TEXAS
MONTHLY FINANCIAL REPORT
December 31, 2020
Expected Year to Date Percent 24.99%

WATER IMPACT FEES FUND

	Project Budget	Current Year Original Budget	Current Year Budget Adjustment	Current Year Amended Budget	Current Year Actual	Current Year Encumbrances	Current Remaining Budget Balance	Prior Years Expenditure	Project Budget Balance	STATUS OF PROJECT
REVENUES										
Impact Fees Water		$ 2,500,000	$ -	$ 2,500,000	$ 1,648,267					
Interest		12,000	-	12,000	10,905					
Total Revenues		$ 2,512,000	$ -	$ 2,512,000	$ 1,659,172					
EXPENDITURES										
Developer Reimbursements										
Parks at Legacy Developer Reimb	140,000	140,000	-	140,000	-	-	140,000		140,000	
Star Trail Developer Reimb	300,000	300,000	-	300,000	-	-	300,000		300,000	
TVG Windsong Developer Reimb	400,000	400,000	-	400,000	-	-	400,000		400,000	
Total Developer Reimbursements	$ 840,000	$ 840,000	$ -	$ 840,000	$ -	$ -	$ 840,000	$ -	$ 840,000	
Capital Expenditures										
County Line Elevated Storage	626,147	-	244	244	-	244	-	626,147	0	Construction 97% complete
Lower Pressure Plane Easements	1,000,000	1,000,000	-	1,000,000	-	-	-	626,147	373,853	
24" Water Line County Line EST/DNT	1,004,850	-	54,419	54,419	-	54,419	-	894,437	110,413	Project complete
Total Projects	$ 2,630,997	$ 1,000,000	$ 54,663	$ 1,054,663	$ -	$ 54,663	$ -	$ 2,146,731	$ 484,266	
Total Expenditures	$ 3,470,997	$ 1,840,000	$ 54,663	$ 1,894,663	$ -	$ 54,663	$ 840,000	$ 2,146,731	$ 1,324,266	
REVENUE OVER (UNDER) EXPENDITURES				$ 617,337	$ 1,659,172					
Beginning Fund Balance October 1*				4,393,102	4,393,102					
Ending Fund Balance Current Month				$ 5,010,439	$ 6,052,274					

Notes
* Unaudited Fund Balance to be updated after the FY20 annual audit is completed.

TOWN OF PROSPER, TEXAS
MONTHLY FINANCIAL REPORT
December 31, 2020
Expected Year to Date Percent 24.99%

WASTEWATER IMPACT FEES FUND

	Project Budget	Current Year Original Budget	Current Year Budget Adjustment	Current Year Amended Budget	Current Year Actual	Current Year Encumbrances	Current Remaining Budget Balance	Prior Years Expenditure	Project Budget Balance	STATUS OF PROJECT
REVENUES										
Impact Fees Wastewater		$ 850,000	$ -	$ 850,000	$ 812,593					
Interest		12,000	-	12,000	7,187					
Upper Trinity Equity Fee		200,000	-	200,000	126,000					
Total Revenues		$ 1,062,000	$ -	$ 1,062,000	$ 945,780					
EXPENDITURES										
Developer Reimbursements										
TVG Westside Utility Developer Reimb	250,000	250,000	-	250,000	-	-	250,000		250,000	
Prosper Partners Utility Developer Reimb	200,000	200,000	-	200,000	-	-	200,000		200,000	
Frontier Estates Developer Reimb	50,000	50,000	-	50,000	-	-	50,000		50,000	
LaCima Developer Reimb	50,000	50,000	-	50,000	-	-	50,000		50,000	
Brookhollow Developer Reimb	25,000	25,000	-	25,000	-	-	25,000		25,000	
TVG Windsong Developer Reimb	200,000	200,000	-	200,000	-	-	200,000		200,000	
All Storage Developer Reimb	15,000	15,000	-	15,000	-	-	15,000		15,000	
Legacy Garden Developer Reimb	100,000	100,000	-	100,000	-	-	100,000		100,000	
Total Developer Reimbursements	$ 890,000	$ 890,000	$ -	$ 890,000	$ -	$ -	$ 890,000	$ -	$ 890,000	
Capital Expenditures										
Doe Branch Parallel Interceptor	5,000,000	1,500,000	-	1,500,000	-	-	1,500,000		1,500,000	
Total Projects	$ 5,000,000	$ 1,500,000	$ -	$ 1,500,000	$ -	$ -	$ 1,500,000	$ -	$ 1,500,000	
Total Expenditures	$ 5,890,000	$ 2,390,000	$ -	$ 2,390,000	$ -	$ -	$ 2,390,000	$ -	$ 2,390,000	
REVENUE OVER (UNDER) EXPENDITURES				$ (1,328,000)	$ 945,780					
Beginning Fund Balance October 1*				3,054,097	3,054,097					
Ending Fund Balance Current Month				$ 1,726,097	$ 3,999,877					

Notes
* Unaudited Fund Balance to be updated after the FY20 annual audit is completed.

TOWN OF PROSPER, TEXAS
MONTHLY FINANCIAL REPORT
December 31, 2020
Expected Year to Date Percent 24.99%

THOROUGHFARE IMPACT FEES FUND

	Project Budget	Current Year Original Budget	Current Year Budget Adjustment	Current Year Amended Budget	Current Year Actual	Current Year Encumbrances	Current Remaining Budget Balance	Prior Years Expenditure	Project Budget Balance	STATUS OF PROJECT
REVENUES										
East Thoroughfare Impact Fees		$ 1,000,000	$ -	$ 1,000,000	$ 499,715					
East Thoroughfare Other Revenue		-	-	-	-					
West Thoroughfare Impact Fees		2,500,000	-	2,500,000	1,476,719					
West Thoroughfare Other Revenue		-	-	-	-					
Interest-East Thoroughfare Impact Fees		8,000	-	8,000	5,106					
Interest-West Thoroughfare Impact Fees		10,000	-	10,000	9,058					
Total Revenues		$ 3,518,000	$ -	$ 3,518,000	$ 1,990,598					
EXPENDITURES										
East										
Developer Reimbursement - Tanners Mill	300,000	300,000	-	300,000	-	-	300,000	-	300,000	
Prosper Trail (Coit-Custer)	810,000	-	-	-	-	-	-	610,000	200,000	Construction 30% complete
Coit Road (First-Frontier)	1,289,900	-	364,755	364,755	-	364,755	1	925,145	1	Design 90% complete
FM 1461 (SH289-CR 165)	175,000	-		175,000	-	-	175,000	-	175,000	
Coleman Median Landscape (Talon-Victory)	350,000	350,000	-	350,000	-	29,975	320,025	-	320,025	Design 0% complete
Traffic Signal - Coit & Richland	409,318	298,196	111,122	409,318	104,372	247,136	57,810	50,682	7,128	Construction 0% complete
Total East	$ 3,334,218	$ 948,196	$ 475,876	$ 1,599,073	$ 104,372	$ 641,866	$ 852,836	$ 1,585,827	$ 1,002,154	
West										
Parks at Legacy Developer Reimb	300,000	300,000	-	300,000	-	-	300,000	-	300,000	
Star Trail Developer Reimb	1,000,000	1,000,000	-	1,000,000	-	-	1,000,000	-	1,000,000	
Tellus Windsong Developer Reimb	1,250,000	1,250,000	-	1,250,000	-	-	1,250,000	-	1,250,000	
Legacy Garden Developer Reimb	75,000	75,000	-	75,000	-	-	75,000	-	75,000	
Cook Lane (First - End)	1,525,000	667,822	8,458	78,938	-	8,458	70,481	1,333,884	182,658	Phase I 26% complete; Phase II comple
Traffic Signal - Fishtrap & Teel	400,000	400,000	40,820	43,002	20,000	20,820	2,182	359,180	0	Construction substantially complete
Traffic Signal - Fishtrap & Gee	300,000	205,658	50,890	256,548	45,565	208,504	2,479	43,452	2,479	Construction 0% complete
Traffic Signal - Fishtrap/Artesia	237,500	237,500	-	237,500	-	-	237,500	-	237,500	
Teel - 380 Intersection Improvements	275,000	275,000	54,017	329,017	11,861	42,156	275,000	41,968	179,015	Design 100% complete
Total West	$ 5,362,500	$ 4,410,980	$ 154,185	$ 3,570,005	$ 77,426	$ 279,938	$ 3,212,642	$ 1,778,484	$ 3,226,653	
Total Expenditures	$ 8,696,718	$ 5,359,176	$ 630,061	$ 5,169,078	$ 181,797	$ 921,804	$ 4,065,477	$ 3,364,311	$ 4,228,806	
REVENUE OVER (UNDER) EXPENDITURES				$ (1,651,078)	$ 1,808,801					
Beginning Fund Balance October 1*				4,614,984	4,614,984					
Ending Fund Balance Current Month				$ 2,963,906	$ 6,423,785					

Notes
* Unaudited Fund Balance to be updated after the FY20 annual audit is completed.

TOWN OF PROSPER, TEXAS
MONTHLY FINANCIAL REPORT
December 31, 2020
Expected Year to Date Percent 24.99%

SPECIAL REVENUE FUNDS

	Original Budget	Budget Adjustment	Amended Budget	Current Year YTD Actual	Current Year Encumbrances	Current Remaining Budget Balance	YTD Percent	Note	Prior Year YTD Obligated	Change from Prior Year
Police Donation Revenue	$ 13,500	$ -	$ 13,500	$ 3,450	$ -	$ 10,050	26%		$ 3,534	-2%
Fire Donation Revenue	13,500	-	13,500	3,441	-	10,059	25%		3,350	3%
Child Safety Revenue	10,000	-	10,000	407	-	9,593	4%		411	-1%
Court Security Revenue	7,000	-	7,000	1,909	-	5,091	27%		1,923	-1%
Court Technology Revenue	8,200	-	8,200	1,608	-	6,592	20%		2,560	-37%
Interest Income	2,400	-	2,400	1,031	-	1,369	43%		2,487	-59%
Interest Income CARES Funds	-	-	-	(295)	-	295			-	
Tree Mitigation	-	-	-	10,300	-	(10,300)			-	
Miscellaneous	-	-	-	-	-	-			-	
CARES Act Funding	-	662,567	662,567	1,419,369	-	(756,801)		1	-	
Transfer In	-	-	-	-	-	-			-	
Total Revenue	$ 54,600	$ 662,567	$ 717,167	$ 1,441,219	$ -	$ (724,052)	201%		$ 14,265	10003%
EXPENDITURES										
LEOSE Expenditure	$ -	$ -	$ -	$ 2,500	$ -	$ (2,500)			$ -	
Court Technology Expense	25,700	-	25,700	-	-	25,700	0%		2,515	
Court Security Expense	18,528	-	18,528	-	-	18,528	0%		695	-100%
Police Donation Expense	12,018	-	12,018	-	-	12,018	0%		-	
Fire Donation Expense	5,000	4,157	9,157	-	4,157	5,000	45%		-	
Child Safety Expense	5,000	-	5,000	-	-	5,000	0%		575	
Tree Mitigation Expense	200,000	-	200,000	-	-	200,000	0%		-	
Police Seizure Expense	5,000	-	5,000	-	4,250	750	85%		-	
CARES Act Funding	-	1,288,031	1,288,031	1,420,411	-	(132,380)	110%	1	-	
Total Expenses	$ 271,246	$ 1,292,189	$ 1,563,435	$ 1,422,911	$ 8,407	$ 132,116	91%		$ 3,785	37496%
REVENUE OVER (UNDER) EXPENDITURES	$ (216,646)	$ (629,621)	$ (846,267)	$ 18,308					$ 10,480	
Beginning Fund Balance October 1*			1,108,356	1,108,356					1,755,882	
Ending Fund Balance Current Month			$ 262,089	$ 1,126,664					$ 1,766,362	

Notes

1 CARES Funds must be spent by December 30, 2020. YTD actual includes interest earnings and remaining cash at 9/30/20 which were not accounted for in revised budget.

* Unaudited Fund Balance to be updated after the FY20 annual audit is completed.

TOWN OF PROSPER, TEXAS
MONTHLY FINANCIAL REPORT
December 31, 2020

CAPITAL PROJECTS FUND - GENERAL

	Project Budget	Current Year Original Budget	Current Year Budget Adjustment	Current Year Amended Budget	Current Year Actual	Current Year Encumbrances	Current Remaining Budget Balance	Prior Years Expenditure	Project Budget Balance	STATUS OF PROJECT
REVENUES										
Grants		$ -	$ -	$ -	$ -					
Bond Proceeds		9,000,000	40,000,000	49,000,000	-					
Interest		-	-	-	8,029					
Other Revenue		-	-	-	79,338					
Transfers In - General Fund		-	-	2,080,000	285,938					
Transfers In - Impact Fee Funds		-	-	-	-					
Transfers In - Bond Funds		-	-	-	11,726,199					
Total Revenues		$ 9,000,000	$ 40,000,000	$ 51,080,000	$ 12,099,504					
EXPENDITURES										
Frontier Parkway BNSF Overpass	5,750,000	5,750,000	-	5,750,000	5,205,932	-	544,068	-	544,068	Project awarded
West Prosper Roads	14,729,002	202,608	7,155	209,763	-	209,763	-	13,787,790	731,449	Median Landscape 0% complete
BNSF Quiet Zone First/Fifth	145,000	145,000	-	145,000	10,132	-	134,868	-	134,868	
Prosper Trail (Coit-Custer) 2 Lanes	6,422,068	753,121	5,246,879	6,010,548	713,789	4,098,189	1,198,570	564,420	1,045,670	Construction 30% complete
Prosper Trail (Kroger - Coit)	4,869,055	45,650	100,252	100,252	7,266	92,986	0	4,680,445	88,358	Project Complete
First St (DNT to Coleman)	2,786,567	-	720,317	545,007	30,273	514,734	0	1,171,465	1,070,095	Design 30% complete
Fishtrap (Elem-DNT) 4 Lanes	16,450,000	-	19,479,815	19,479,815	58,760	421,055	19,000,000	462,685	15,507,500	Design 50% complete
First St (Coit-Custer) 4 Lanes	1,885,000	-	577,775	577,775	173,425	360,700	43,650	537,875	813,000	Design 80% complete
Fishtrap, Segment 4 (Middle-Elem)	2,750,000	2,750,000	-	2,750,000	54	-	2,749,946	-	2,749,946	Design 95% complete
Coit Rd at US 380 Right Turn Lane	200,000	56,899	-	56,899	-	49,999	6,900	143,101	6,900	
Cook Lane (First-End)	5,105,000	1,779,856	-	1,779,856	109,647	1,316,756	353,453	2,474,507	1,204,090	Phase I 26% complete; Phase II complete
Victory Way (Coleman-Frontier)	2,500,000	2,318,812	1,066,321	1,301,735	682,897	383,435	235,403	1,250,690	182,978	Construction substantially complete
Fishtrap (Teel Intersection Improvements)	1,550,000	87,814	10,390	98,204	-	10,390	87,814	1,435,794	103,816	Project Complete
Prosper Trail/DNT Intersection Improvements	2,113,000	2,000,000	-	2,000,000	-	1,870,617	129,383	88,202	154,181	Construction 5% complete
Fishtrap Section 1 & 4	778,900	-	636,400	67,200	18,400	48,800	-	686,308	25,392	Seg. 1 - complete; Seg. 4 - Design 95% complete
Acacia Parkway	1,122,782	124,780	100,000	124,780	29,175	-	95,605	978,680	114,927	Ongoing legal fees
Total Street Projects	$ 69,156,374	$ 16,014,540	$ 27,945,304	$ 40,996,834	$ 7,039,749	$ 9,377,424	$ 24,579,661	$ 28,261,962	$ 24,477,239	
US 380 Median Lighting	485,000	18,948	291,559	310,506	-	291,559	18,948	174,494	18,947	
Total Traffic Projects	$ 485,000	$ 18,948	$ 291,559	$ 310,506	$ -	$ 291,559	$ 18,948	$ 174,494	$ 18,947	
Downtown Monument	455,000	455,000	452,500	452,500	10,250	45,500	396,750	2,500	396,750	
Turf Irrigation SH289	68,000	19,065	48,935	68,000	48,935	-	19,065	-	19,065	
US 380 Median Design (Green Ribbon)	821,250	1,550	14,350	15,900	-	14,350	1,550	55,350	751,550	Construction 25% complete
Whitley Place H&B Trail Extension	180,000	-	171,688	171,688	504	1,621	169,563	169,513	8,363	Construction 95% complete
Whitley Place H&B Trail Extension (Pwr line Esmn	280,000	264,275	4,725	269,000	2,708	2,017	264,275	11,000	264,275	Design complete. Construction to begin in February.
Pecan Grove Ph II	67,000	67,000	43,150	59,210	-	43,150	16,060	7,790	16,060	Design underway
Total Park Projects	$ 1,871,250	$ 806,890	$ 735,348	$ 1,036,298	$ 62,397	$ 106,638	$ 867,263	$ 246,153	$ 1,175,728	
Westside Radio Tower	500,000	500,000	-	500,000	500,000	-	-	-	-	
Public Safety Complex, Phase 1	1,644,696	163,285	-	163,285	2,334	160,951	-	1,481,411	-	Project complete
Public Safety Complex, Phase 1-Dev Costs	550,000	497,922	-	497,922	-	-	497,922	52,078	497,922	Project complete
Public Safety Complex, Phase 1-Construction	12,645,804	269,794	287,201	556,995	259,646	27,555	269,794	12,156,470	202,133	Project complete
Public Safety Complex, Phase 1-FFE	1,165,000	361,952	284,519	352,179	287,462	12,973	51,744	839,050	25,515	Project complete
Total Facility Projects	$ 16,005,500	$ 1,292,953	$ 571,720	$ 1,570,381	$ 549,443	$ 201,478	$ 819,460	$ 14,529,009	$ 725,570	
Transfer Out	-	-	-	-	-	-	-	-	-	
Total Expenditures	$ 87,518,124	$ 18,133,330	$ 29,543,930	$ 43,914,019	$ 7,651,589	$ 9,977,099	$ 26,285,331	$ 43,211,618	$ 26,397,484	
REVENUE OVER (UNDER) EXPENDITURES				$ 7,165,981	$ 4,447,915					
Beginning Fund Balance October 1*				24,361,427	24,361,427					
Ending Fund Balance Current Month				$ 31,527,408	$ 28,809,342					

Notes
* Unaudited Fund Balance to be updated after the FY20 annual audit is completed.

TOWN OF PROSPER, TEXAS
MONTHLY FINANCIAL REPORT
December 31, 2020

CAPITAL PROJECTS FUND-WATER/SEWER

	Project Budget	Current Year Original Budget	Current Year Budget Adjustment	Current Year Amended Budget	Current Year Actual	Current Year Encumbrances	Current Remaining Budget Balance	Prior Year Expenditure	Project Budget Balance	STATUS OF PROJECT
REVENUES										
Interest Income		$ -	$ -	$ -	$ 11,480					
Bond Proceeds		1,000,000	-	1,000,000	-					
Transfers In		-	-	-	-					
Transfers In - Impact Fee Funds		-	-	-	-					
Transfers In-Bond Funds		-	-	-	922,998					
Total Revenues		$ 1,000,000	$ -	$ 1,000,000	$ 934,478					
EXPENDITURES										
Lower Pressure Plane Pump Station Design	1,585,100	-	526,676	526,676	3,200	523,476	(0)	1,053,537	4,887	Design 50% complete
Fishtrap EST (South)	6,433,700	1,228,834	738,535	1,228,834	488,351	187,924	552,559	5,666,708	90,717	Construction 97% complete
Custer Rd Meter Station/Water Line Relocation	3,866,832	3,550,327		3,550,327	13,637	3,483,806	52,884	316,505	52,884	Construction 23% complete
Church/Parvin WW Reconstruction	100,000	7,300	100,000	107,300	3,605	7,300	96,395	89,095	(0)	
E-W Collector (Cook-DNT)	695,775	319,396	-	319,396	-	205,015	114,382	347,609	143,152	Phase I comp.; Phase II 26% comp.
Broadway (Parvin-Craig)	150,000	150,000	-	150,000	-	-	150,000	-	150,000	
Total Water & Wastewater Projects	$ 12,831,407	$ 5,255,858	$ 1,365,211	$ 5,882,534	$ 508,793	$ 4,407,520	$ 966,220	$ 7,473,454	$ 441,640	
Old Town Drainage	715,000	307,718	328,242	635,960	22,135	328,242	285,582	286,060	78,562	Construction 75% complete
Coleman Rd Drainage	400,000	400,000	-	400,000	-	-	400,000	-	400,000	
Old Town Drainage Broadway Design & Construction	641,686	1,761	350,356	352,117	141,230	209,126	1,761	265,095	26,235	Construction 75% complete
Total Drainage Projects	$ 1,756,686	$ 709,479	$ 678,598	$ 1,388,077	$ 163,365	$ 537,368	$ 687,343	$ 551,155	$ 504,797	
Transfer out					-					
Total Expenses	$ 14,588,093	$ 5,965,336	$ 2,043,810	$ 7,270,611	$ 672,158	$ 4,944,889	$ 1,653,563	$ 8,024,609	$ 946,437	
				$ (6,270,611)	$ 262,319					
Beginning Working Capital October 1*				21,545,196	21,545,196					
Ending Working Capital Current Month				$ 15,274,585	$ 21,807,515					

Notes
* Unaudited Fund Balance to be updated after the FY20 annual audit is completed

Account Number	Description	Current Year Adopted Budget	Current Year Amendments	Current Year Amended Budget	Current YTD Actual	Current Month Actual	Encumbrances	Percent YTD %	Current Remaining Budget
Fund number: 100	**GENERAL**								
100-4035-10-00	3% Construction Fee	(300,000.00)		(300,000.00)	(420,304.40)	(216,202.22)		140.10	120,304.40
100-4061-10-00	Notary Fees	(175.00)		(175.00)	(175.00)	(5.00)		100.00	
	Subtotal object - 04	(300,175.00)		(300,175.00)	(420,479.40)	(216,207.22)		140.08	120,304.40
100-4105-10-00	Property Taxes -Delinquent	(150,000.00)		(150,000.00)	(95,934.77)	(91,785.04)		63.96	(54,065.23)
100-4110-10-00	Property Taxes -Current	(18,011,167.00)		(18,011,167.00)	(11,454,171.18)	(10,001,439.79)		63.60	(6,556,995.82)
100-4111-10-00	VIT Motor Vehicle Tax	(10,000.00)		(10,000.00)				-	(10,000.00)
100-4115-10-00	Taxes -Penalties	(75,000.00)		(75,000.00)	(13,380.81)	(11,670.96)		17.84	(61,619.19)
100-4120-10-00	Sales Taxes	(5,733,141.00)		(5,733,141.00)	(1,769,570.52)	(552,376.54)		30.87	(3,963,570.48)
100-4130-10-00	Sales Tax-Mixed Beverage	(60,000.00)		(60,000.00)				-	(60,000.00)
100-4140-10-00	Franchise Taxes - Electric	(930,800.00)		(930,800.00)				-	(930,800.00)
100-4150-10-00	Franchise Taxes - Telephone	(130,000.00)		(130,000.00)				-	(130,000.00)
100-4160-10-00	Franchise Taxes - Gas	(165,000.00)		(165,000.00)				-	(165,000.00)
100-4170-10-00	Franchise Taxes - Road Usage	(140,000.00)		(140,000.00)	(20,237.69)	(6,792.53)		14.46	(119,762.31)
100-4185-10-00	Franchise Fee - W/S Fund	(362,075.00)		(362,075.00)	(90,518.76)	(30,172.92)		25.00	(271,556.24)
100-4190-10-00	Franchise Fee-Cable	(65,000.00)		(65,000.00)				-	(65,000.00)
	Subtotal object - 04	(25,832,183.00)		(25,832,183.00)	(13,443,813.73)	(10,694,237.78)		52.04	(12,388,369.27)
100-4202-10-00	NTTA Tag Sales	(150.00)		(150.00)	(15.00)			10.00	(135.00)
100-4203-10-00	New Cingular Tower Lease	(24,600.00)		(24,600.00)	(10,150.00)	(6,050.00)		41.26	(14,450.00)
100-4218-10-00	Administrative Fees-EDC	(15,000.00)		(15,000.00)	(3,750.00)	(1,250.00)		25.00	(11,250.00)
100-4230-10-00	Other Permits	(2,000.00)		(2,000.00)				-	(2,000.00)
	Subtotal object - 04	(41,750.00)		(41,750.00)	(13,915.00)	(7,300.00)		33.33	(27,835.00)
100-4610-10-00	Interest Income	(85,000.00)		(85,000.00)	(30,590.41)	(4,013.04)		35.99	(54,409.59)
	Subtotal object - 04	(85,000.00)		(85,000.00)	(30,590.41)	(4,013.04)		35.99	(54,409.59)
100-4910-10-00	Other Revenue	(20,000.00)		(20,000.00)	(11,475.07)	(3,395.18)		57.38	(8,524.93)
100-4995-10-00	Transfer In/Out	(1,071,820.00)		(1,071,820.00)	(267,954.99)	(89,318.33)		25.00	(803,865.01)
	Subtotal object - 04	(1,091,820.00)		(1,091,820.00)	(279,430.06)	(92,713.51)		25.59	(812,389.94)
Program number:	DEFAULT PROGRAM	(27,350,928.00)		(27,350,928.00)	(14,188,228.60)	(11,014,471.55)		51.88	(13,162,699.40)
100-4410-10-07	Court Fines	(400,000.00)		(400,000.00)	(53,125.48)	(15,973.14)		13.28	(346,874.52)
100-4425-10-07	Time Payment Fee Reimb				(45.00)	(30.00)		-	45.00
	Subtotal object - 04	(400,000.00)		(400,000.00)	(53,170.48)	(16,003.14)		13.29	(346,829.52)
Program number: 7	MUNICIPAL COURT	(400,000.00)		(400,000.00)	(53,170.48)	(16,003.14)		13.29	(346,829.52)
100-4930-10-99	Insurance Proceeds	(40,000.00)		(40,000.00)				-	(40,000.00)
	Subtotal object - 04	(40,000.00)		(40,000.00)				-	(40,000.00)
Program number: 99	NON-DEPARTMENTAL	(40,000.00)		(40,000.00)				-	(40,000.00)
Department number: 10	ADMINISTRATION	(27,790,928.00)		(27,790,928.00)	(14,241,399.08)	(11,030,474.69)		51.25	(13,549,528.92)
100-4230-20-01	Other Permits	(500.00)		(500.00)	(100.00)			20.00	(400.00)
	Subtotal object - 04	(500.00)		(500.00)	(100.00)			20.00	(400.00)
100-4440-20-01	Accident Reports	(1,200.00)		(1,200.00)	(442.00)	(157.00)		36.83	(758.00)
100-4450-20-01	Alarm Fee	(55,000.00)		(55,000.00)	(15,300.00)	(5,256.00)		27.82	(39,700.00)
	Subtotal object - 04	(56,200.00)		(56,200.00)	(15,742.00)	(5,413.00)		28.01	(40,458.00)
100-4510-20-01	Grants	(12,000.00)	(100,000.00)	(112,000.00)	(59.55)	(59.55)		0.05	(111,940.45)
	Subtotal object - 04	(12,000.00)	(100,000.00)	(112,000.00)	(59.55)	(59.55)		0.05	(111,940.45)
100-4910-20-01	Other Revenue	(5,000.00)		(5,000.00)	(296.25)			5.93	(4,703.75)
	Subtotal object - 04	(5,000.00)		(5,000.00)	(296.25)			5.93	(4,703.75)
Program number: 1	OPERATIONS	(73,700.00)	(100,000.00)	(173,700.00)	(16,197.80)	(5,472.55)		9.33	(157,502.20)
Department number: 20	POLICE	(73,700.00)	(100,000.00)	(173,700.00)	(16,197.80)	(5,472.55)		9.33	(157,502.20)
100-4310-30-01	Charges for Services	(817,000.00)		(817,000.00)	(98,310.38)	(38,443.98)		12.03	(718,689.62)
	Subtotal object - 04	(817,000.00)		(817,000.00)	(98,310.38)	(38,443.98)		12.03	(718,689.62)
100-4411-30-01	CC Fire Assoc	(500.00)		(500.00)	(166.56)			33.31	(333.44)
	Subtotal object - 04	(500.00)		(500.00)	(166.56)			33.31	(333.44)
100-4510-30-01	Grants	(400,672.00)		(400,672.00)				-	(400,672.00)

Account Number	Description	Current Year Adopted Budget	Current Year Amendments	Current Year Amended Budget	Current YTD Actual	Current Month Actual	Encumbrances	Percent YTD %	Current Remaining Budget
	Subtotal object - 04	(400,672.00)		(400,672.00)				-	(400,672.00)
Program number: 1	OPERATIONS	(1,218,172.00)		(1,218,172.00)	(98,476.94)	(38,443.98)		8.08	(1,119,695.06)
100-4315-30-05	Fire Review/Inspect Fees	(100,000.00)		(100,000.00)	(31,625.00)	(11,850.00)		31.63	(68,375.00)
	Subtotal object - 04	(100,000.00)		(100,000.00)	(31,625.00)	(11,850.00)		31.63	(68,375.00)
Program number: 5	MARSHAL	(100,000.00)		(100,000.00)	(31,625.00)	(11,850.00)		31.63	(68,375.00)
Department number: 30	FIRE	(1,318,172.00)		(1,318,172.00)	(130,101.94)	(50,293.98)		9.87	(1,188,070.06)
100-4017-40-01	Contractor Registration Fee	(80,000.00)		(80,000.00)	(21,800.00)	(8,400.00)		27.25	(58,200.00)
	Subtotal object - 04	(80,000.00)		(80,000.00)	(21,800.00)	(8,400.00)		27.25	(58,200.00)
100-4210-40-01	Building Permits	(2,561,400.00)		(2,561,400.00)	(1,654,182.70)	(446,259.13)		64.58	(907,217.30)
100-4230-40-01	Other Permits	(200,000.00)		(200,000.00)	(85,761.60)	(24,670.00)		42.88	(114,238.40)
100-4240-40-01	Plumb/Elect/Mech Permits	(45,000.00)		(45,000.00)	(15,019.50)	(4,212.00)		33.38	(29,980.50)
100-4242-40-01	Re-inspection Fees	(70,000.00)		(70,000.00)	(35,625.00)	(12,725.00)		50.89	(34,375.00)
	Subtotal object - 04	(2,876,400.00)		(2,876,400.00)	(1,790,588.80)	(487,866.13)		62.25	(1,085,811.20)
100-4910-40-01	Other Revenue	(15,000.00)		(15,000.00)	(15,156.55)	(3,365.51)		101.04	156.55
	Subtotal object - 04	(15,000.00)		(15,000.00)	(15,156.55)	(3,365.51)		101.04	156.55
Program number: 1	INSPECTIONS	(2,971,400.00)		(2,971,400.00)	(1,827,545.35)	(499,631.64)		61.51	(1,143,854.65)
100-4211-40-02	Multi-Family Registration	(10,000.00)		(10,000.00)				-	(10,000.00)
100-4245-40-02	Health Inspections	(60,000.00)		(60,000.00)	(9,175.00)	(2,250.00)		15.29	(50,825.00)
	Subtotal object - 04	(70,000.00)		(70,000.00)	(9,175.00)	(2,250.00)		13.11	(60,825.00)
Program number: 2	CODE COMPLIANCE	(70,000.00)		(70,000.00)	(9,175.00)	(2,250.00)		13.11	(60,825.00)
100-4220-40-03	Zoning Application Fees	(25,000.00)		(25,000.00)	(5,720.00)	(4,400.00)		22.88	(19,280.00)
100-4225-40-03	Development Application Fees	(50,000.00)		(50,000.00)	(31,705.00)	(2,765.00)		63.41	(18,295.00)
	Subtotal object - 04	(75,000.00)		(75,000.00)	(37,425.00)	(7,165.00)		49.90	(37,575.00)
100-4910-40-03	Other Revenue	(5,000.00)		(5,000.00)				-	(5,000.00)
	Subtotal object - 04	(5,000.00)		(5,000.00)				-	(5,000.00)
Program number: 3	PLANNING	(80,000.00)		(80,000.00)	(37,425.00)	(7,165.00)		46.78	(42,575.00)
Department number: 40	DEVELOPMENT SERVICES	(3,121,400.00)		(3,121,400.00)	(1,874,145.35)	(509,046.64)		60.04	(1,247,254.65)
100-4208-50-01	Network Node Annual User Fee				(500.00)			-	500.00
100-4209-50-01	Network Node Monthly User Fee				(500.00)			-	500.00
	Subtotal object - 04				(1,000.00)			-	1,000.00
100-4910-50-01	Other Revenue	(15,000.00)		(15,000.00)	(6,120.00)			40.80	(8,880.00)
100-4930-50-01	Insurance Claim Proceeds				(4,671.26)	(4,671.26)		-	4,671.26
	Subtotal object - 04	(15,000.00)		(15,000.00)	(10,791.26)	(4,671.26)		71.94	(4,208.74)
Program number: 1	STREETS	(15,000.00)		(15,000.00)	(11,791.26)	(4,671.26)		78.61	(3,208.74)
Department number: 50	PUBLIC WORKS	(15,000.00)		(15,000.00)	(11,791.26)	(4,671.26)		78.61	(3,208.74)
100-4056-60-00	Field Rental Fees	(100,000.00)		(100,000.00)	(41,065.00)	(880.00)		41.07	(58,935.00)
100-4057-60-00	Pavilion User Fees	(2,000.00)		(2,000.00)	(385.00)	(35.00)		19.25	(1,615.00)
100-4058-60-00	Park Program Fees	(100,000.00)		(100,000.00)	(6,949.00)	(2,406.00)		6.95	(93,051.00)
	Subtotal object - 04	(202,000.00)		(202,000.00)	(48,399.00)	(3,321.00)		23.96	(153,601.00)
100-4721-60-00	Prosper Christmas Donations	(10,000.00)		(10,000.00)	5,800.00			(58.00)	(15,800.00)
	Subtotal object - 04	(10,000.00)		(10,000.00)	5,800.00			(58.00)	(15,800.00)
100-4910-60-00	Other Revenue	(10,000.00)		(10,000.00)	(400.00)	(100.00)		4.00	(9,600.00)
	Subtotal object - 04	(10,000.00)		(10,000.00)	(400.00)	(100.00)		4.00	(9,600.00)
Program number:	DEFAULT PROGRAM	(222,000.00)		(222,000.00)	(42,999.00)	(3,421.00)		19.37	(179,001.00)
100-4063-60-05	Lost Fees	(500.00)		(500.00)	(365.72)	(157.91)		73.14	(134.28)
100-4064-60-05	Printing/Copying Fees	(500.00)		(500.00)	(345.91)	(119.90)		69.18	(154.09)
100-4066-60-05	Library Card Fees	(3,000.00)		(3,000.00)	(1,400.00)	(300.00)		46.67	(1,600.00)
	Subtotal object - 04	(4,000.00)		(4,000.00)	(2,111.63)	(577.81)		52.79	(1,888.37)
100-4510-60-05	Grants	(2,000.00)		(2,000.00)				-	(2,000.00)
	Subtotal object - 04	(2,000.00)		(2,000.00)				-	(2,000.00)
Program number: 5	LIBRARY	(6,000.00)		(6,000.00)	(2,111.63)	(577.81)		35.19	(3,888.37)
Department number: 60	COMMUNITY SERVICES	(228,000.00)		(228,000.00)	(45,110.63)	(3,998.81)		19.79	(182,889.37)

Account Number	Description	Current Year Adopted Budget	Current Year Amendments	Current Year Amended Budget	Current YTD Actual	Current Month Actual	Encumbrances	Percent YTD %	Current Remaining Budget
100-4305-98-01	Geotech and Material Testing	(150,000.00)		(150,000.00)				-	(150,000.00)
100-4312-98-01	Engineering Plan Review Fee	(1,200.00)		(1,200.00)	(1,200.00)	(600.00)		100.00	
	Subtotal object - 04	(151,200.00)		(151,200.00)	(1,200.00)	(600.00)		0.79	(150,000.00)
Program number: 1	ENGINEERING	(151,200.00)		(151,200.00)	(1,200.00)	(600.00)		0.79	(150,000.00)
Department number: 98	ENGINEERING	(151,200.00)		(151,200.00)	(1,200.00)	(600.00)		0.79	(150,000.00)
	Revenue Subtotal - - - - - -	**(32,698,400.00)**	**(100,000.00)**	**(32,798,400.00)**	**(16,319,946.06)**	**(11,604,557.93)**		**49.76**	**(16,478,453.94)**
Program number: 1	**TOWN MANAGER**								
100-5110-10-01	Salaries & Wages	423,654.00		423,654.00	102,797.01	76,923.41		24.26	320,856.99
100-5140-10-01	Salaries - Longevity Pay	585.00		585.00	160.00			27.35	425.00
100-5142-10-01	Car Allowance	6,000.00		6,000.00	1,500.00	1,500.00		25.00	4,500.00
100-5143-10-01	Cell Phone Allowance	2,520.00		2,520.00	540.00	370.00		21.43	1,980.00
100-5145-10-01	Social Security Expense	18,994.00		18,994.00	4,514.24	3,522.27		23.77	14,479.76
100-5150-10-01	Medicare Expense	6,276.00		6,276.00	1,449.17	1,093.99		23.09	4,826.83
100-5155-10-01	SUTA Expense	324.00		324.00	144.00	144.00		44.44	180.00
100-5160-10-01	Health Insurance	19,428.00		19,428.00	5,376.16	3,439.32		27.67	14,051.84
100-5162-10-01	HSA Expense	1,500.00		1,500.00				-	1,500.00
100-5165-10-01	Dental Insurance	853.00		853.00	211.83	139.71		24.83	641.17
100-5170-10-01	Life Insurance/AD&D	577.00		577.00	51.78	17.26		8.97	525.22
100-5175-10-01	Liability (TML)/Workers' Comp	1,072.00		1,072.00	282.41	211.86		26.34	789.59
100-5180-10-01	TMRS Expense	59,462.00		59,462.00	14,163.80	10,625.31		23.82	45,298.20
100-5185-10-01	Long/Short Term Disability	821.00		821.00	161.29	112.13		19.65	659.71
100-5186-10-01	WELLE-Wellness Prog Reimb Empl	1,200.00		1,200.00	150.00	50.00		12.50	1,050.00
	Subtotal object - 05	543,266.00		543,266.00	131,501.69	98,149.26		24.21	411,764.31
100-5210-10-01	Office Supplies	450.00		450.00	8.64			1.92	441.36
100-5230-10-01	Dues,Fees,& Subscriptions	6,765.00		6,765.00	3,912.65	715.91		57.84	2,852.35
100-5240-10-01	Postage and Delivery	20.00		20.00	71.82			359.10	(51.82)
100-5280-10-01	Printing and Reproduction	150.00		150.00				-	150.00
100-5290-10-01	Other Charges and Services	2,000.00		2,000.00	200.00	50.00		10.00	1,800.00
	Subtotal object - 05	9,385.00		9,385.00	4,193.11	765.91		44.68	5,191.89
100-5330-10-01	Copier Expense	1,400.00		1,400.00		84.78		-	1,400.00
	Subtotal object - 05	1,400.00		1,400.00		84.78		-	1,400.00
100-5430-10-01	Legal Fees	120,000.00		120,000.00	26,980.10	13,363.70		22.48	93,019.90
100-5480-10-01	Contracted Services	360.00		360.00				-	360.00
	Subtotal object - 05	120,360.00		120,360.00	26,980.10	13,363.70		22.42	93,379.90
100-5530-10-01	Travel	646.00		646.00				-	646.00
100-5533-10-01	Mileage Expense	100.00		100.00				-	100.00
100-5536-10-01	Training/Seminars	4,470.00		4,470.00	180.00	180.00		4.03	4,290.00
	Subtotal object - 05	5,216.00		5,216.00	180.00	180.00		3.45	5,036.00
100-7145-10-01	Transfer to VERF	388.00		388.00	96.99	32.33		25.00	291.01
	Subtotal object - 07	388.00		388.00	96.99	32.33		25.00	291.01
Program number: 1	**TOWN MANAGER**	**680,015.00**		**680,015.00**	**162,951.89**	**112,575.98**		**23.96**	**517,063.11**
Program number: 2	**TOWN SECRETARY**								
100-5110-10-02	Salaries & Wages	151,572.00		151,572.00	41,093.27	14,587.27		27.11	110,478.73
100-5115-10-02	Salaries - Overtime	2,000.00		2,000.00				-	2,000.00
100-5140-10-02	Salaries - Longevity Pay	260.00		260.00	255.00			98.08	5.00
100-5143-10-02	Cell Phone Allowance				265.00	60.00		-	(265.00)
100-5145-10-02	Social Security Expense	9,538.00		9,538.00	2,432.12	860.76		25.50	7,105.88
100-5150-10-02	Medicare Expense	2,231.00		2,231.00	568.82	201.31		25.50	1,662.18
100-5155-10-02	SUTA Expense	486.00		486.00				-	486.00
100-5160-10-02	Health Insurance	19,296.00		19,296.00	5,038.12	1,591.08		26.11	14,257.88
100-5162-10-02	HSA Expense	3,000.00		3,000.00				-	3,000.00
100-5165-10-02	Dental Insurance	902.00		902.00	242.49	75.16		26.88	659.51

Account Number	Description	Current Year Adopted Budget	Current Year Amendments	Current Year Amended Budget	Current YTD Actual	Current Month Actual	Encumbrances	Percent YTD %	Current Remaining Budget
100-5170-10-02	Life Insurance/AD&D	244.00		244.00	66.97	18.76		27.45	177.03
100-5175-10-02	Liability (TML)/Workers' Comp	410.00		410.00	113.00	40.16		27.56	297.00
100-5180-10-02	TMRS Expense	21,137.00		21,137.00	5,641.83	1,988.65		26.69	15,495.17
100-5185-10-02	Long/Short Term Disability	246.00		246.00	68.72	18.69		27.94	177.28
100-5186-10-02	WELLE-Wellness Prog Reimb Empl	1,200.00		1,200.00	319.58	100.00		26.63	880.42
100-5193-10-02	Records Retention	1,700.00		1,700.00				-	1,700.00
	Subtotal object - 05	214,222.00		214,222.00	56,104.92	19,541.84		26.19	158,117.08
100-5210-10-02	Office Supplies	1,500.00	1,555.12	3,055.12	1,821.98	1,720.00	1,555.12	59.64	(321.98)
100-5220-10-02	Office Equipment	3,545.00		3,545.00	107.64	24.99		3.04	3,437.36
100-5230-10-02	Dues,Fees,& Subscriptions	625.00		625.00	698.70	(260.00)		111.79	(73.70)
100-5240-10-02	Postage and Delivery	100.00		100.00	30.80	19.20		30.80	69.20
100-5280-10-02	Printing and Reproduction	305.00		305.00				-	305.00
	Subtotal object - 05	6,075.00	1,555.12	7,630.12	2,659.12	1,504.19	1,555.12	34.85	3,415.88
100-5310-10-02	Rental Expense	8,700.00		8,700.00	2,164.92	758.96		24.88	6,535.08
100-5330-10-02	Copier Expense	900.00		900.00		86.37		-	900.00
	Subtotal object - 05	9,600.00		9,600.00	2,164.92	845.33		22.55	7,435.08
100-5400-10-02	Uniform Expense	150.00		150.00				-	150.00
100-5410-10-02	Professional Services				637.50			-	(637.50)
100-5419-10-02	IT Licenses	665.00		665.00				-	665.00
100-5430-10-02	Legal Fees	66,000.00		66,000.00	14,694.75	5,821.10		22.27	51,305.25
100-5435-10-02	Legal Notices/Filings	8,800.00		8,800.00	5,577.22	126.02		63.38	3,222.78
100-5460-10-02	Election Expense	31,945.00		31,945.00	16,309.84	8,512.17		51.06	15,635.16
100-5480-10-02	Contracted Services	25,595.00		25,595.00	3,425.00	925.00	1,575.00	13.38	20,595.00
	Subtotal object - 05	133,155.00		133,155.00	40,644.31	15,384.29	1,575.00	30.52	90,935.69
100-5520-10-02	Telephones	435.00		435.00	35.18	35.18		8.09	399.82
100-5526-10-02	Data Network				37.99	37.99		-	(37.99)
100-5530-10-02	Travel	300.00		300.00				-	300.00
100-5533-10-02	Mileage Expense	275.00		275.00				-	275.00
100-5536-10-02	Training/Seminars	1,600.00		1,600.00	(400.00)	(400.00)		(25.00)	2,000.00
100-5538-10-02	Council/Public Official Expnse	34,000.00		34,000.00	3,980.09	3,323.46		11.71	30,019.91
	Subtotal object - 05	36,610.00		36,610.00	3,653.26	2,996.63		9.98	32,956.74
100-5600-10-02	Special Events	3,800.00		3,800.00	67.95	67.95		1.79	3,732.05
	Subtotal object - 05	3,800.00		3,800.00	67.95	67.95		1.79	3,732.05
Program number: 2	**TOWN SECRETARY**	**403,462.00**	**1,555.12**	**405,017.12**	**105,294.48**	**40,340.23**	**3,130.12**	**26.00**	**296,592.52**
Program number: 3	**FINANCE**								
100-5110-10-03	Salaries & Wages	532,679.00		532,679.00	130,256.66	56,612.58		24.45	402,422.34
100-5126-10-03	Salaries-Vacation Buy-Out	3,462.00		3,462.00	3,589.76			103.69	(127.76)
100-5140-10-03	Salaries - Longevity Pay	1,590.00		1,590.00	1,485.00			93.40	105.00
100-5143-10-03	Cell Phone Allowance	3,480.00		3,480.00	690.00	230.00		19.83	2,790.00
100-5145-10-03	Social Security Expense	33,556.00		33,556.00	7,889.37	3,334.20		23.51	25,666.63
100-5150-10-03	Medicare Expense	7,848.00		7,848.00	1,845.09	779.78		23.51	6,002.91
100-5155-10-03	SUTA Expense	1,134.00		1,134.00	84.92	84.92		7.49	1,049.08
100-5160-10-03	Health Insurance	57,888.00		57,888.00	12,421.62	4,670.90		21.46	45,466.38
100-5162-10-03	HSA Expense	3,000.00		3,000.00				-	3,000.00
100-5165-10-03	Dental Insurance	2,655.00		2,655.00	586.20	219.80		22.08	2,068.80
100-5170-10-03	Life Insurance/AD&D	872.00		872.00	154.64	57.80		17.73	717.36
100-5175-10-03	Liability (TML)/Workers' Comp	1,462.00		1,462.00	377.52	164.45		25.82	1,084.48
100-5180-10-03	TMRS Expense	74,363.00		74,363.00	18,367.90	7,682.28		24.70	55,995.10
100-5185-10-03	Long/Short Term Disability	1,013.00		1,013.00	208.57	72.58		20.59	804.43
100-5186-10-03	WELLE-Wellness Prog Reimb Empl	1,200.00		1,200.00	325.00	125.00		27.08	875.00
	Subtotal object - 05	726,202.00		726,202.00	178,282.25	74,034.29		24.55	547,919.75
100-5210-10-03	Office Supplies	4,500.00	1,166.34	5,666.34	1,499.47	1,394.03	1,166.34	26.46	3,000.53

Account Number	Description	Current Year Adopted Budget	Current Year Amendments	Current Year Amended Budget	Current YTD Actual	Current Month Actual	Encumbrances	Percent YTD %	Current Remaining Budget
100-5220-10-03	Office Equipment	1,000.00		1,000.00				-	1,000.00
100-5230-10-03	Dues,Fees,& Subscriptions	8,775.00		8,775.00	1,587.72	502.99		18.09	7,187.28
100-5240-10-03	Postage and Delivery	2,250.00		2,250.00	563.31	125.35		25.04	1,686.69
100-5280-10-03	Printing and Reproduction	2,000.00		2,000.00	1,205.00	1,205.00		60.25	795.00
100-5290-10-03	Other Charges and Services	700.00		700.00	377.70	377.70		53.96	322.30
	Subtotal object - 05	19,225.00	1,166.34	20,391.34	5,233.20	3,605.07	1,166.34	25.66	13,991.80
100-5330-10-03	Copier Expense	1,500.00		1,500.00		326.74		-	1,500.00
	Subtotal object - 05	1,500.00		1,500.00		326.74		-	1,500.00
100-5400-10-03	Uniform Expense	495.00		495.00				-	495.00
100-5410-10-03	Professional Services	4,080.00		4,080.00				-	4,080.00
100-5412-10-03	Audit Fees	47,500.00		47,500.00	10,000.00	5,000.00	36,925.00	21.05	575.00
100-5414-10-03	Appraisal/Tax Fees	203,300.00		203,300.00	56,131.01	7,467.51	130,599.03	27.61	16,569.96
100-5418-10-03	IT Fees	88,540.00		88,540.00	17,658.53	145.00		19.94	70,881.47
100-5419-10-03	IT Licenses	10,000.00		10,000.00	7,500.00			75.00	2,500.00
100-5430-10-03	Legal Fees	8,000.00		8,000.00	969.00	266.00		12.11	7,031.00
100-5435-10-03	Legal Notices/Filings	100.00		100.00	67.20			67.20	32.80
	Subtotal object - 05	362,015.00		362,015.00	92,325.74	12,878.51	167,524.03	25.50	102,165.23
100-5526-10-03	Data Network				50.32	50.32		-	(50.32)
100-5530-10-03	Travel	2,496.00		2,496.00				-	2,496.00
100-5533-10-03	Mileage Expense	3,130.00		3,130.00				-	3,130.00
100-5536-10-03	Training/Seminars	8,665.00		8,665.00	1,210.00	710.00		13.96	7,455.00
	Subtotal object - 05	14,291.00		14,291.00	1,260.32	760.32		8.82	13,030.68
100-7145-10-03	Transfer to VERF	213.00		213.00	53.25	17.75		25.00	159.75
	Subtotal object - 07	213.00		213.00	53.25	17.75		25.00	159.75
Program number: 3	**FINANCE**	**1,123,446.00**	**1,166.34**	**1,124,612.34**	**277,154.76**	**91,622.68**	**168,690.37**	**24.64**	**678,767.21**
Program number: 4	**HUMAN RESOURCES**								
100-5110-10-04	Salaries & Wages	294,686.00		294,686.00	74,831.56	32,034.57		25.39	219,854.44
100-5140-10-04	Salaries - Longevity Pay	510.00		510.00	470.00			92.16	40.00
100-5143-10-04	Cell Phone Allowance	1,020.00		1,020.00	255.00	85.00		25.00	765.00
100-5145-10-04	Social Security Expense	18,366.00		18,366.00	4,658.30	2,066.13		25.36	13,707.70
100-5150-10-04	Medicare Expense	4,296.00		4,296.00	1,089.44	483.19		25.36	3,206.56
100-5155-10-04	SUTA Expense	810.00		810.00	116.96			14.44	693.04
100-5160-10-04	Health Insurance	28,944.00		28,944.00	5,720.16	1,844.22		19.76	23,223.84
100-5162-10-04	HSA Expense	3,000.00		3,000.00				-	3,000.00
100-5165-10-04	Dental Insurance	1,335.00		1,335.00	331.86	110.62		24.86	1,003.14
100-5170-10-04	Life Insurance/AD&D	420.00		420.00	60.78	20.26		14.47	359.22
100-5175-10-04	Liability (TML)/Workers' Comp	800.00		800.00	212.27	94.96		26.53	587.73
100-5180-10-04	TMRS Expense	40,700.00		40,700.00	10,505.44	4,622.93		25.81	30,194.56
100-5185-10-04	Long/Short Term Disability	476.00		476.00	108.48	36.16		22.79	367.52
100-5186-10-04	WELLE-Wellness Prog Reimb Empl	1,200.00		1,200.00	267.48	89.16		22.29	932.52
100-5191-10-04	Hiring Cost	25,000.00		25,000.00	10,237.76	1,258.20		40.95	14,762.24
	Subtotal object - 05	421,563.00		421,563.00	108,865.49	42,745.40		25.82	312,697.51
100-5210-10-04	Office Supplies	1,400.00		1,400.00	12.89			0.92	1,387.11
100-5220-10-04	Office Equipment	1,500.00		1,500.00				-	1,500.00
100-5230-10-04	Dues,Fees,& Subscriptions	3,500.00		3,500.00	484.29	30.38		13.84	3,015.71
100-5240-10-04	Postage and Delivery	500.00		500.00	1.20	0.50		0.24	498.80
100-5280-10-04	Printing and Reproduction	500.00		500.00				-	500.00
	Subtotal object - 05	7,400.00		7,400.00	498.38	30.88		6.74	6,901.62
100-5330-10-04	Copier Expense	2,000.00		2,000.00		56.24		-	2,000.00
	Subtotal object - 05	2,000.00		2,000.00		56.24		-	2,000.00
100-5410-10-04	Professional Services	10,000.00		10,000.00				-	10,000.00
100-5430-10-04	Legal Fees	12,000.00		12,000.00	513.00	133.00		4.28	11,487.00

Account Number	Description	Current Year Adopted Budget	Current Year Amendments	Current Year Amended Budget	Current YTD Actual	Current Month Actual	Encumbrances	Percent YTD %	Current Remaining Budget
100-5435-10-04	Legal Notices/Filings	150.00		150.00	53.20			35.47	96.80
100-5480-10-04	Contracted Services	3,000.00		3,000.00				-	3,000.00
	Subtotal object - 05	25,150.00		25,150.00	566.20	133.00		2.25	24,583.80
100-5526-10-04	Data Network	480.00		480.00	37.99	37.99		7.92	442.01
100-5530-10-04	Travel	1,100.00		1,100.00				-	1,100.00
100-5533-10-04	Mileage Expense	500.00		500.00				-	500.00
100-5536-10-04	Training/Seminars	18,000.00		18,000.00	1,100.00	1,100.00		6.11	16,900.00
	Subtotal object - 05	20,080.00		20,080.00	1,137.99	1,137.99		5.67	18,942.01
100-5600-10-04	Special Events	12,500.00		12,500.00	2,629.21	2,629.21		21.03	9,870.79
	Subtotal object - 05	12,500.00		12,500.00	2,629.21	2,629.21		21.03	9,870.79
100-7145-10-04	Transfer to VERF	2,490.00		2,490.00	622.50	207.50		25.00	1,867.50
	Subtotal object - 07	2,490.00		2,490.00	622.50	207.50		25.00	1,867.50
Program number: 4	**HUMAN RESOURCES**	**491,183.00**		**491,183.00**	**114,319.77**	**46,940.22**		**23.27**	**376,863.23**
Program number: 5	**INFORMATION TECHNOLOGY**								
100-5110-10-05	Salaries & Wages	446,176.00		446,176.00	74,435.37	34,003.73		16.68	371,740.63
100-5115-10-05	Salaries - Overtime	5,360.00		5,360.00	562.62	17.25		10.50	4,797.38
100-5140-10-05	Salaries - Longevity Pay	650.00		650.00	650.00			100.00	
100-5143-10-05	Cell Phone Allowance	9,000.00		9,000.00	1,250.00	500.00		13.89	7,750.00
100-5145-10-05	Social Security Expense	28,594.00		28,594.00	4,307.74	1,982.51		15.07	24,286.26
100-5150-10-05	Medicare Expense	6,687.00		6,687.00	1,007.45	463.65		15.07	5,679.55
100-5155-10-05	SUTA Expense	972.00		972.00	59.16	59.16		6.09	912.84
100-5160-10-05	Health Insurance	58,284.00		58,284.00	9,286.34	3,268.42		15.93	48,997.66
100-5162-10-05	HSA Expense	3,750.00		3,750.00				-	3,750.00
100-5165-10-05	Dental Insurance	2,638.00		2,638.00	361.42	131.94		13.70	2,276.58
100-5170-10-05	Life Insurance/AD&D	559.00		559.00	105.49	38.29		18.87	453.51
100-5175-10-05	Liability (TML)/Workers' Comp	1,227.00		1,227.00	204.58	92.12		16.67	1,022.42
100-5180-10-05	TMRS Expense	62,999.00		62,999.00	10,283.36	4,619.98		16.32	52,715.64
100-5185-10-05	Long/Short Term Disability	862.00		862.00	118.70	41.90		13.77	743.30
100-5186-10-05	WELLE-Wellness Prog Reimb Empl	3,000.00		3,000.00	300.00	100.00		10.00	2,700.00
	Subtotal object - 05	630,758.00		630,758.00	102,932.23	45,318.95		16.32	527,825.77
100-5210-10-05	Office Supplies	400.00	1,166.34	1,566.34	1,212.22	1,166.34	1,166.34	77.39	(812.22)
100-5212-10-05	Building Supplies	100.00		100.00				-	100.00
100-5220-10-05	Office Equipment	8,800.00		8,800.00				-	8,800.00
100-5225-10-05	Computer Hardware	12,000.00		12,000.00	1,137.03	808.75		9.48	10,862.97
100-5230-10-05	Dues,Fees,& Subscriptions	685.00		685.00	375.00	200.00		54.75	310.00
100-5240-10-05	Postage and Delivery	100.00		100.00				-	100.00
100-5280-10-05	Printing and Reproduction	100.00		100.00				-	100.00
100-5290-10-05	Other Charges and Services	700.00		700.00				-	700.00
	Subtotal object - 05	22,885.00	1,166.34	24,051.34	2,724.25	2,175.09	1,166.34	11.33	20,160.75
100-5330-10-05	Copier Expense	36,000.00		36,000.00	6,477.36	3,343.04	26,387.93	17.99	3,134.71
	Subtotal object - 05	36,000.00		36,000.00	6,477.36	3,343.04	26,387.93	17.99	3,134.71
100-5400-10-05	Uniform Expense	900.00		900.00				-	900.00
100-5418-10-05	IT Fees	38,640.00		38,640.00	8,805.80	3,824.97	21,948.00	22.79	7,886.20
100-5419-10-05	IT Licenses	371,372.00		371,372.00	37,258.88	544.85	5,000.00	10.03	329,113.12
100-5430-10-05	Legal Fees	1,600.00		1,600.00	513.00	513.00		32.06	1,087.00
100-5435-10-05	Legal Notices/Filings	300.00		300.00				-	300.00
100-5480-10-05	Contracted Services	52,445.00		52,445.00	658.00	329.00	4,788.00	1.26	46,999.00
	Subtotal object - 05	465,257.00		465,257.00	47,235.68	5,211.82	31,736.00	10.15	386,285.32
100-5520-10-05	Telephones	39,175.00		39,175.00	8,391.38	2,437.78		21.42	30,783.62
100-5526-10-05	Data Network	27,656.00		27,656.00	618.86	1,081.81		2.24	27,037.14
100-5530-10-05	Travel	1,320.00		1,320.00				-	1,320.00
100-5533-10-05	Mileage Expense	900.00		900.00				-	900.00

Account Number	Description	Current Year Adopted Budget	Current Year Amendments	Current Year Amended Budget	Current YTD Actual	Current Month Actual	Encumbrances	Percent YTD %	Current Remaining Budget
100-5536-10-05	Training/Seminars	14,400.00		14,400.00				-	14,400.00
	Subtotal object - 05	83,451.00		83,451.00	9,010.24	3,519.59		10.80	74,440.76
100-5620-10-05	Tools & Equipment	300.00		300.00				-	300.00
100-5630-10-05	Safety Equipment	150.00		150.00				-	150.00
	Subtotal object - 05	450.00		450.00				-	450.00
100-6125-10-05	Capital Expense-Technology	30,000.00		30,000.00				-	30,000.00
	Subtotal object - 06	30,000.00		30,000.00				-	30,000.00
100-7145-10-05	Transfer to VERF	39,410.00		39,410.00	9,852.51	3,284.17		25.00	29,557.49
	Subtotal object - 07	39,410.00		39,410.00	9,852.51	3,284.17		25.00	29,557.49
Program number: 5	**INFORMATION TECHNOLOGY**	**1,308,211.00**	**1,166.34**	**1,309,377.34**	**178,232.27**	**62,852.66**	**59,290.27**	**13.61**	**1,071,854.80**
Program number: 6	**COMMUNICATIONS**								
100-5110-10-06	Salaries & Wages	212,268.00		212,268.00	43,240.00	22,078.00		20.37	169,028.00
100-5140-10-06	Salaries - Longevity Pay	685.00		685.00	685.00			100.00	
100-5143-10-06	Cell Phone Allowance	1,020.00		1,020.00	170.00	85.00		16.67	850.00
100-5145-10-06	Social Security Expense	13,267.00		13,267.00	2,718.10	1,366.92		20.49	10,548.90
100-5150-10-06	Medicare Expense	3,103.00		3,103.00	635.68	319.68		20.49	2,467.32
100-5155-10-06	SUTA Expense	486.00		486.00				-	486.00
100-5160-10-06	Health Insurance	10,191.00		10,191.00	1,324.40	529.76		13.00	8,866.60
100-5165-10-06	Dental Expense	432.00		432.00	85.05	34.02		19.69	346.95
100-5170-10-06	Life Insurance/AD&D	307.00		307.00	53.45	21.38		17.41	253.55
100-5175-10-06	Liability (TML)/Workers Comp	578.00		578.00	118.87	59.72		20.57	459.13
100-5180-10-06	TMRS Expense	29,400.00		29,400.00	5,960.69	2,994.66		20.27	23,439.31
100-5185-10-06	Long/Short Term Disability	353.00		353.00	68.74	28.54		19.47	284.26
100-5186-10-06	WELLE-Wellness Prog Reimb Empl	600.00		600.00	97.90	39.16		16.32	502.10
	Subtotal object - 05	272,690.00		272,690.00	55,157.88	27,556.84		20.23	217,532.12
100-5210-10-06	Office Supplies	500.00		500.00				-	500.00
100-5220-10-06	Office Equipment	5,045.00		5,045.00	56.94	56.94		1.13	4,988.06
100-5230-10-06	Dues, Fees, & Subscriptions	3,143.00		3,143.00	114.00	114.00		3.63	3,029.00
100-5240-10-06	Postage and Delivery	100.00		100.00				-	100.00
100-5280-10-06	Printing and Reproduction	350.00		350.00				-	350.00
	Subtotal object - 05	9,138.00		9,138.00	170.94	170.94		1.87	8,967.06
100-5330-10-06	Copier Expense	900.00		900.00				-	900.00
	Subtotal object - 05	900.00		900.00				-	900.00
100-5400-10-06	Uniform Expense	150.00		150.00				-	150.00
100-5410-10-06	Professional Services	10,000.00		10,000.00				-	10,000.00
100-5419-10-06	IT Licenses	165.00		165.00				-	165.00
100-5430-10-06	Legal Fees	3,000.00		3,000.00				-	3,000.00
	Subtotal object - 05	13,315.00		13,315.00				-	13,315.00
100-5520-10-06	Telephones	435.00		435.00				-	435.00
100-5526-10-06	Data Network	460.00		460.00				-	460.00
100-5530-10-06	Travel	1,420.00		1,420.00				-	1,420.00
100-5533-10-06	Mileage Expense	575.00		575.00				-	575.00
100-5536-10-06	Training/Seminars	1,600.00		1,600.00	180.00	180.00		11.25	1,420.00
	Subtotal object - 05	4,490.00		4,490.00	180.00	180.00		4.01	4,310.00
100-5600-10-06	Special Events	4,898.00		4,898.00				-	4,898.00
	Subtotal object - 05	4,898.00		4,898.00				-	4,898.00
Program number: 6	**COMMUNICATIONS**	**305,431.00**		**305,431.00**	**55,508.82**	**27,907.78**		**18.17**	**249,922.18**
Program number: 7	**MUNICIPAL COURT**								
100-5110-10-07	Salaries & Wages	208,911.00		208,911.00	51,854.16	21,494.40		24.82	157,056.84
100-5115-10-07	Salaries - Overtime	270.00		270.00				-	270.00
100-5126-10-07	Salaries-Vacation Buy-Out	3,885.00		3,885.00	1,942.41			50.00	1,942.59
100-5140-10-07	Salaries - Longevity Pay	690.00		690.00	585.00			84.78	105.00

Account Number	Description	Current Year Adopted Budget	Current Year Amendments	Current Year Amended Budget	Current YTD Actual	Current Month Actual	Encumbrances	Percent YTD %	Current Remaining Budget
100-5143-10-07	Cell Phone Allowance				180.00	60.00		-	(180.00)
100-5145-10-07	Social Security Expense	13,298.00		13,298.00	3,278.78	1,301.65		24.66	10,019.22
100-5150-10-07	Medicare Expense	3,110.00		3,110.00	766.82	304.43		24.66	2,343.18
100-5155-10-07	SUTA Expense	648.00		648.00				-	648.00
100-5160-10-07	Health Insurance	28,944.00		28,944.00	3,530.88	1,176.96		12.20	25,413.12
100-5162-10-07	HSA Expense	1,500.00		1,500.00				-	1,500.00
100-5165-10-07	Dental Insurance	1,342.00		1,342.00	225.48	75.16		16.80	1,116.52
100-5170-10-07	Life Insurance/AD&D	338.00		338.00	60.97	18.76		18.04	277.03
100-5175-10-07	Liability (TML)/Workers' Comp	1,190.00		1,190.00	424.12	172.52		35.64	765.88
100-5180-10-07	TMRS Expense	29,469.00		29,469.00	7,383.57	2,917.11		25.06	22,085.43
100-5185-10-07	Long/Short Term Disability	348.00		348.00	65.69	21.04		18.88	282.31
100-5186-10-07	WELLE-Wellness Prog Reimb Empl	600.00		600.00	150.00	50.00		25.00	450.00
	Subtotal object - 05	294,543.00		294,543.00	70,447.88	27,592.03		23.92	224,095.12
100-5210-10-07	Office Supplies	2,290.00		2,290.00	354.17	12.45		15.47	1,935.83
100-5230-10-07	Dues,Fees,& Subscriptions	300.00		300.00	110.00	110.00		36.67	190.00
100-5240-10-07	Postage and Delivery	3,800.00		3,800.00	374.50	87.45		9.86	3,425.50
100-5250-10-07	Publications	100.00		100.00				-	100.00
100-5280-10-07	Printing and Reproduction	1,700.00		1,700.00				-	1,700.00
100-5290-10-07	Other Charges and Services	350.00		350.00				-	350.00
	Subtotal object - 05	8,540.00		8,540.00	838.67	209.90		9.82	7,701.33
100-5310-10-07	Rental Expense	2,701.00		2,701.00				-	2,701.00
100-5330-10-07	Copier Expense	1,850.00		1,850.00		111.71		-	1,850.00
100-5350-10-07	VEHICLE EXPENSE	800.00		800.00	100.77	6.00		12.60	699.23
100-5352-10-07	FUEL	600.00		600.00	20.50			3.42	579.50
100-5353-10-07	OIL/GREASE/INSPECTIONS	300.00		300.00				-	300.00
	Subtotal object - 05	6,251.00		6,251.00	121.27	117.71		1.94	6,129.73
100-5410-10-07	Professional Services	3,500.00		3,500.00	900.00	600.00		25.71	2,600.00
100-5418-10-07	IT Fees	3,800.00		3,800.00	546.38	546.38		14.38	3,253.62
100-5419-10-07	IT Licenses	3,800.00		3,800.00	546.38			14.38	3,253.62
100-5420-10-07	Municipal Court/Judge Fees	41,800.00		41,800.00	10,200.00	3,400.00	34,000.00	24.40	(2,400.00)
100-5425-10-07	State Fines Expense	3,500.00		3,500.00	91.41			2.61	3,408.59
100-5430-10-07	Legal Fees	45,000.00		45,000.00	8,086.00	3,411.00		17.97	36,914.00
	Subtotal object - 05	101,400.00		101,400.00	20,370.17	7,957.38	34,000.00	20.09	47,029.83
100-5530-10-07	Travel	160.00		160.00				-	160.00
100-5533-10-07	Mileage Expense	800.00		800.00				-	800.00
100-5536-10-07	Training/Seminars	800.00		800.00				-	800.00
	Subtotal object - 05	1,760.00		1,760.00				-	1,760.00
100-7145-10-07	Transfer to VERF	769.00		769.00	192.24	64.08		25.00	576.76
	Subtotal object - 07	769.00		769.00	192.24	64.08		25.00	576.76
Program number: 7	**MUNICIPAL COURT**	**413,263.00**		**413,263.00**	**91,970.23**	**35,941.10**	**34,000.00**	**22.26**	**287,292.77**
Program number: 99	**NON-DEPARTMENTAL**								
100-5110-10-99	Salaries & Wages	(343,886.00)		(343,886.00)				-	(343,886.00)
100-5176-10-99	TML Prop. & Liab. Insurance	276,000.00		276,000.00	256,112.95	256,112.95		92.80	19,887.05
	Subtotal object - 05	(67,886.00)		(67,886.00)	256,112.95	256,112.95			(323,998.95)
100-5210-10-99	OFFICE SUPPLIES	1,000.00		1,000.00				-	1,000.00
100-5230-10-99	DUES,FEES,& SUBSCRIPTIONS	1,300.00		1,300.00				-	1,300.00
	Subtotal object - 05	2,300.00		2,300.00				-	2,300.00
100-5305-10-99	Chapt 380 Program Grant Exp	634,000.00		634,000.00	18,336.21	3,377.10		2.89	615,663.79
100-5306-10-99	Developer Rollback Incentives	25,000.00		25,000.00				-	25,000.00
100-5350-10-99	Vehicle Expense	1,872.00		1,872.00	183.65	41.99		9.81	1,688.35
100-5352-10-99	Fuel	1,000.00		1,000.00	32.79	17.18		3.28	967.21
	Subtotal object - 05	661,872.00		661,872.00	18,552.65	3,436.27		2.80	643,319.35

Account Number	Description	Current Year Adopted Budget	Current Year Amendments	Current Year Amended Budget	Current YTD Actual	Current Month Actual	Encumbrances	Percent YTD %	Current Remaining Budget
100-5410-10-99	Professional Services	81,000.00	952.43	81,952.43	8,425.00		53,527.43	10.28	20,000.00
100-5415-10-99	Tuition Reimbursement	30,395.00		30,395.00	7,626.40	4,309.71		25.09	22,768.60
100-5480-10-99	Contracted Services	36,000.00	19,300.00	55,300.00	13,300.00	9,000.00	46,300.00	24.05	(4,300.00)
	Subtotal object - 05	147,395.00	20,252.43	167,647.43	29,351.40	13,309.71	99,827.43	17.51	38,468.60
100-5600-10-99	Special Events	11,000.00		11,000.00	2,758.74	2,302.25		25.08	8,241.26
	Subtotal object - 05	11,000.00		11,000.00	2,758.74	2,302.25		25.08	8,241.26
100-5930-10-99	Damage Claims Expense	65,000.00		65,000.00				-	65,000.00
	Subtotal object - 05	65,000.00		65,000.00				-	65,000.00
100-6610-10-99	Capital		527,000.00	527,000.00				-	527,000.00
	Subtotal object - 06		527,000.00	527,000.00				-	527,000.00
100-7000-10-99	Contingency	50,000.00	6,275.00	56,275.00	4,745.00		11,175.00	8.43	40,355.00
	Subtotal object - 07	50,000.00	6,275.00	56,275.00	4,745.00		11,175.00	8.43	40,355.00
100-7145-10-99	Transfer to VERF	3,702.00		3,702.00	925.50	308.50		25.00	2,776.50
	Subtotal object - 07	3,702.00		3,702.00	925.50	308.50		25.00	2,776.50
Program number: 99	**NON-DEPARTMENTAL**	**873,383.00**	**553,527.43**	**1,426,910.43**	**312,446.24**	**275,469.68**	**111,002.43**	**21.90**	**1,003,461.76**
Department number: 10	**ADMINISTRATION**	**5,598,394.00**	**557,415.23**	**6,155,809.23**	**1,297,878.46**	**693,650.33**	**376,113.19**	**21.08**	**4,481,817.58**
Program number: 1	**OPERATIONS**								
100-5110-20-01	Salaries & Wages	2,616,555.00		2,616,555.00	413,284.09	72,455.16		15.80	2,203,270.91
100-5115-20-01	Salaries - Overtime	229,166.00		229,166.00	38,601.90	(208.20)		16.85	190,564.10
100-5126-20-01	Salaries-Vacation Buy-Out	15,188.00		15,188.00	8,603.46			56.65	6,584.54
100-5127-20-01	Salaries-Certification Pay	28,980.00		28,980.00	5,868.25	2,554.53		20.25	23,111.75
100-5140-20-01	Salaries - Longevity Pay	5,895.00		5,895.00	5,090.00			86.34	805.00
100-5143-20-01	Cell Phone Allowance	3,000.00		3,000.00	750.00	250.00		25.00	2,250.00
100-5145-20-01	Social Security Expense	179,909.00		179,909.00	27,156.98	4,677.39		15.10	152,752.02
100-5150-20-01	Medicare Expense	42,075.00		42,075.00	6,904.98	1,289.84		16.41	35,170.02
100-5155-20-01	SUTA Expense	5,184.00		5,184.00	309.27	289.59		5.97	4,874.73
100-5160-20-01	Health Insurance	270,804.00		270,804.00	29,983.66	1,498.90		11.07	240,820.34
100-5162-20-01	HSA Expense	10,500.00		10,500.00				-	10,500.00
100-5165-20-01	Dental Insurance	12,394.00		12,394.00	1,714.19	61.22		13.83	10,679.81
100-5170-20-01	Life Insurance/AD&D	10,061.00		10,061.00	1,545.96	(23.30)		15.37	8,515.04
100-5175-20-01	Liability (TML)/Workers' Comp	67,596.00		67,596.00	11,617.20	1,938.48		17.19	55,978.80
100-5180-20-01	TMRS Expense	397,970.00		397,970.00	65,814.03	11,995.09		16.54	332,155.97
100-5185-20-01	Long/Short Term Disability	5,059.00		5,059.00	581.90	(30.46)		11.50	4,477.10
100-5186-20-01	WELLE-Wellness Prog Reimb Empl	11,400.00		11,400.00	1,252.44	417.48		10.99	10,147.56
100-5191-20-01	Hiring Cost	55.00		55.00	11.00			20.00	44.00
100-5192-20-01	Physical & Psychological	1,750.00		1,750.00	600.00			34.29	1,150.00
	Subtotal object - 05	3,913,541.00		3,913,541.00	619,689.31	97,165.72		15.83	3,293,851.69
100-5210-20-01	Office Supplies	18,335.00		18,335.00	506.56	134.00		2.76	17,828.44
100-5214-20-01	Tactical Supplies	37,000.00	1,171.98	38,171.98	932.94	932.94	1,171.98	2.44	36,067.06
100-5215-20-01	Ammunition	70,400.00		70,400.00				-	70,400.00
100-5220-20-01	Office Equipment	12,390.00		12,390.00	6,045.44	3,639.00		48.79	6,344.56
100-5230-20-01	Dues,Fees,& Subscriptions	8,360.00		8,360.00	969.23	198.24		11.59	7,390.77
100-5240-20-01	Postage and Delivery	1,500.00		1,500.00	560.84	171.00		37.39	939.16
100-5265-20-01	Promotional Expense	500.00		500.00				-	500.00
100-5280-20-01	Printing and Reproduction	1,251.00		1,251.00	476.95	270.34		38.13	774.05
100-5290-20-01	Other Charges and Services	2,500.00		2,500.00	395.02	(202.96)		15.80	2,104.98
	Subtotal object - 05	152,236.00	1,171.98	153,407.98	9,886.98	5,142.56	1,171.98	6.45	142,349.02
100-5310-20-01	Rental Expense	3,000.00		3,000.00	694.97	350.77		23.17	2,305.03
100-5320-20-01	Repairs & Maintenance	1,000.00		1,000.00				-	1,000.00
100-5330-20-01	Copier Expense	2,000.00		2,000.00		252.64		-	2,000.00
100-5340-20-01	Building Repairs				29.82			-	(29.82)
100-5350-20-01	Vehicle Expense	91,700.00	(4,621.00)	87,079.00	15,121.19	5,012.15		17.37	71,957.81

Account Number	Description	Current Year Adopted Budget	Current Year Amendments	Current Year Amended Budget	Current YTD Actual	Current Month Actual	Encumbrances	Percent YTD %	Current Remaining Budget
100-5352-20-01	Fuel	93,400.00		93,400.00	9,550.28	4,862.04		10.23	83,849.72
100-5353-20-01	Oil/Grease/Inspections	1,050.00		1,050.00				-	1,050.00
	Subtotal object - 05	192,150.00	(4,621.00)	187,529.00	25,396.26	10,477.60		13.54	162,132.74
100-5400-20-01	Uniform Expense	62,848.00		62,848.00	10,682.65	5,871.76		17.00	52,165.35
100-5410-20-01	Professional Services	2,500.00		2,500.00	2,350.89	195.00		94.04	149.11
100-5418-20-01	IT Fees	9,738.00		9,738.00				-	9,738.00
100-5419-20-01	IT Licenses	24,690.00		24,690.00			626.58	-	24,063.42
100-5430-20-01	Legal Fees	17,000.00		17,000.00	3,223.00	1,971.50		18.96	13,777.00
100-5480-20-01	Contracted Services	21,484.00		21,484.00	24,879.08	10,070.09	6,537.62	115.80	(9,932.70)
	Subtotal object - 05	138,260.00		138,260.00	41,135.62	18,108.35	7,164.20	29.75	89,960.18
100-5520-20-01	Telephones	5,350.00		5,350.00	241.26	241.26		4.51	5,108.74
100-5523-20-01	Water/Sewer Charges				82.74			-	(82.74)
100-5526-20-01	Data Network	17,000.00		17,000.00	1,126.67	1,126.67		6.63	15,873.33
100-5530-20-01	Travel	1,930.00		1,930.00	540.00	(270.00)		27.98	1,390.00
100-5533-20-01	Mileage Expense	1,000.00		1,000.00				-	1,000.00
100-5536-20-01	Training/Seminars	63,125.00		63,125.00	9,948.98	7,299.00		15.76	53,176.02
	Subtotal object - 05	88,405.00		88,405.00	11,939.65	8,396.93		13.51	76,465.35
100-5600-20-01	Special Events	5,000.00		5,000.00				-	5,000.00
100-5620-20-01	TOOLS & EQUIPMENT	71,742.00	(9,346.21)	62,395.79	13,045.58	7,231.09	5,693.38	20.91	43,656.83
100-5630-20-01	Safety Equipment	5,000.00		5,000.00				-	5,000.00
	Subtotal object - 05	81,742.00	(9,346.21)	72,395.79	13,045.58	7,231.09	5,693.38	18.02	53,656.83
100-6140-20-01	Capital Expense-Equipment		115,039.59	115,039.59			15,039.59	-	100,000.00
100-6160-20-01	Capital Expense-Vehicles	90,564.00		90,564.00				-	90,564.00
	Subtotal object - 06	90,564.00	115,039.59	205,603.59			15,039.59	-	190,564.00
100-7145-20-01	Transfer to VERF	268,636.00	4,621.00	273,257.00	67,158.99	22,386.33		24.58	206,098.01
	Subtotal object - 07	268,636.00	4,621.00	273,257.00	67,158.99	22,386.33		24.58	206,098.01
Program number: 1	**OPERATIONS**	**4,925,534.00**	**106,865.36**	**5,032,399.36**	**788,252.39**	**168,908.58**	**29,069.15**	**15.66**	**4,215,077.82**
Program number: 5	**DISPATCH**								
100-5110-20-05	Salaries & Wages	648,276.00		648,276.00	99,005.36	13,349.95		15.27	549,270.64
100-5115-20-05	Salaries - Overtime	10,545.00		10,545.00	9,736.43	1,686.58		92.33	808.57
100-5126-20-05	Salaries-Vacation Buy-Out	4,051.00		4,051.00	793.92			19.60	3,257.08
100-5127-20-05	Salaries-Certification Pay	13,560.00		13,560.00	4,119.08	1,765.32		30.38	9,440.92
100-5140-20-05	Salaries - Longevity Pay	1,995.00		1,995.00	1,820.00			91.23	175.00
100-5145-20-05	Social Security Expense	42,063.00		42,063.00	7,137.00	1,206.34		16.97	34,926.00
100-5150-20-05	Medicare Expense	9,838.00		9,838.00	1,669.13	282.13		16.97	8,168.87
100-5155-20-05	SUTA Expense	2,106.00		2,106.00	26.39	26.39		1.25	2,079.61
100-5160-20-05	Health Insurance	106,392.00		106,392.00	10,409.20	(677.80)		9.78	95,982.80
100-5162-20-05	HSA Expense	9,000.00		9,000.00				-	9,000.00
100-5165-20-05	Dental Insurance	5,196.00		5,196.00	674.07	(43.89)		12.97	4,521.93
100-5170-20-05	Life Insurance/AD&D	1,376.00		1,376.00	193.74	(12.62)		14.08	1,182.26
100-5175-20-05	Liability (TML)/Workers' Comp	1,956.00		1,956.00	310.29	50.04		15.86	1,645.71
100-5180-20-05	TMRS Expense	93,046.00		93,046.00	16,019.61	2,606.29		17.22	77,026.39
100-5185-20-05	Long/Short Term Disability	1,232.00		1,232.00	145.06	(9.72)		11.77	1,086.94
100-5186-20-05	WELLE-Wellness Prog Reimb Empl	4,200.00		4,200.00	587.40	195.80		13.99	3,612.60
	Subtotal object - 05	954,832.00		954,832.00	152,646.68	20,424.81		15.99	802,185.32
100-5210-20-05	Office Supplies	5,000.00		5,000.00	128.85			2.58	4,871.15
100-5212-20-05	Building Supplies	500.00		500.00	1,168.11	465.50		233.62	(668.11)
100-5220-20-05	Office Equipment	5,000.00		5,000.00	32.40	32.40		0.65	4,967.60
100-5230-20-05	Dues,Fees,& Subscriptions	3,520.00		3,520.00	923.00	30.00		26.22	2,597.00
100-5240-20-05	Postage and Delivery	100.00		100.00				-	100.00
100-5250-20-05	Publications	500.00		500.00				-	500.00
100-5280-20-05	Printing and Reproduction	1,000.00		1,000.00				-	1,000.00

Account Number	Description	Current Year Adopted Budget	Current Year Amendments	Current Year Amended Budget	Current YTD Actual	Current Month Actual	Encumbrances	Percent YTD %	Current Remaining Budget
	Subtotal object - 05	15,620.00		15,620.00	2,252.36	527.90		14.42	13,367.64
100-5330-20-05	Copier Expense	1,000.00		1,000.00		135.59		-	1,000.00
	Subtotal object - 05	1,000.00		1,000.00		135.59		-	1,000.00
100-5400-20-05	Uniform Expense	2,790.00		2,790.00	21.98	21.98		0.79	2,768.02
100-5419-20-05	IT Licenses				5,800.00	3,400.00		-	(5,800.00)
100-5430-20-05	Legal Fees	1,000.00		1,000.00				-	1,000.00
100-5480-20-05	Contracted Services	73,613.00	17,049.14	90,662.14	11,199.96		17,049.14	12.35	62,413.04
	Subtotal object - 05	77,403.00	17,049.14	94,452.14	17,021.94	3,421.98	17,049.14	18.02	60,381.06
100-5520-20-05	Telephones	1,632.00		1,632.00	168.43	168.43		10.32	1,463.57
100-5524-20-05	Gas				148.64	48.95		-	(148.64)
100-5526-20-05	Data Network	500.00		500.00				-	500.00
100-5530-20-05	Travel	1,600.00		1,600.00				-	1,600.00
100-5533-20-05	Mileage Expense	1,000.00		1,000.00				-	1,000.00
100-5536-20-05	Training/Seminars	11,650.00		11,650.00				-	11,650.00
	Subtotal object - 05	16,382.00		16,382.00	317.07	217.38		1.94	16,064.93
100-5600-20-05	Special Events	3,000.00		3,000.00	53.70	4.99		1.79	2,946.30
100-5620-20-05	Tools & Equipment				149.90	149.90		-	(149.90)
	Subtotal object - 05	3,000.00		3,000.00	203.60	154.89		6.79	2,796.40
100-6140-20-05	Capital Expense-Equipment		20,634.00	20,634.00	20,634.00		20,634.00	100.00	(20,634.00)
	Subtotal object - 06		20,634.00	20,634.00	20,634.00		20,634.00	100.00	(20,634.00)
100-7145-20-05	Transfer to VERF	3,713.00		3,713.00	928.26	309.42		25.00	2,784.74
	Subtotal object - 07	3,713.00		3,713.00	928.26	309.42		25.00	2,784.74
Program number: 5	**DISPATCH**	**1,071,950.00**	**37,683.14**	**1,109,633.14**	**194,003.91**	**25,191.97**	**37,683.14**	**17.48**	**877,946.09**
Department number: 20	**POLICE**	**5,997,484.00**	**144,548.50**	**6,142,032.50**	**982,256.30**	**194,100.55**	**66,752.29**	**15.99**	**5,093,023.91**
Program number: 1	**OPERATIONS**								
100-5110-30-01	Salaries & Wages	3,563,406.00		3,563,406.00	654,401.05	176,090.54		18.36	2,909,004.95
100-5115-30-01	Salaries - Overtime	587,168.00		587,168.00	113,023.57	29,076.43		19.25	474,144.43
100-5116-30-01	Salaries - FLSA Overtime	88,848.00		88,848.00	8,957.82	602.42		10.08	79,890.18
100-5126-30-01	Salaries-Vacation Buy-Out	2,978.00		2,978.00	3,096.39			103.98	(118.39)
100-5127-30-01	Salaries-Certification Pay	49,620.00		49,620.00	13,470.91	5,981.76		27.15	36,149.09
100-5140-30-01	Salaries - Longevity Pay	14,595.00		14,595.00	13,940.00			95.51	655.00
100-5143-30-01	Cell Phone Allowance	12,720.00		12,720.00	2,415.00	805.00		18.99	10,305.00
100-5145-30-01	Social Security Expense	262,291.00		262,291.00	46,405.09	12,957.42		17.69	215,885.91
100-5150-30-01	Medicare Expense	61,343.00		61,343.00	11,539.60	3,350.99		18.81	49,803.40
100-5155-30-01	SUTA Expense	8,424.00		8,424.00	692.24	535.34		8.22	7,731.76
100-5160-30-01	Health Insurance	338,076.00		338,076.00	62,745.17	8,898.97		18.56	275,330.83
100-5162-30-01	HSA Expense	31,500.00		31,500.00				-	31,500.00
100-5165-30-01	Dental Insurance	16,095.00		16,095.00	2,815.22	441.61		17.49	13,279.78
100-5170-30-01	Life Insurance/AD&D	12,702.00		12,702.00	2,329.20	322.30		18.34	10,372.80
100-5171-30-01	Life Insurance-Supplemental	8,000.00		8,000.00	6,241.00			78.01	1,759.00
100-5175-30-01	Liability (TML)/Workers' Comp	107,881.00		107,881.00	20,691.70	5,814.74		19.18	87,189.30
100-5180-30-01	TMRS Expense	554,153.00		554,153.00	108,945.85	30,995.82		19.66	445,207.15
100-5185-30-01	Long/Short Term Disability	6,519.00		6,519.00	940.80	105.65		14.43	5,578.20
100-5186-30-01	WELLE-Wellness Prog Reimb Empl	12,600.00		12,600.00	2,439.50	806.64		19.36	10,160.50
100-5194-30-01	FD Annual Phy & Screening	32,905.00		32,905.00	238.00	238.00		0.72	32,667.00
	Subtotal object - 05	5,771,824.00		5,771,824.00	1,075,328.11	277,023.63		18.63	4,696,495.89
100-5210-30-01	Office Supplies	7,800.00		7,800.00	1,816.86	1,642.93		23.29	5,983.14
100-5212-30-01	Building Supplies	11,500.00		11,500.00	2,623.70	1,780.29		22.82	8,876.30
100-5220-30-01	Office Equipment	11,945.00		11,945.00	47.98	47.98		0.40	11,897.02
100-5230-30-01	Dues,Fees,& Subscriptions	16,400.00		16,400.00	4,908.11	325.98		29.93	11,491.89
100-5240-30-01	Postage and Delivery	400.00		400.00	169.44	134.15		42.36	230.56
100-5250-30-01	Publications	500.00		500.00	56.37			11.27	443.63

Account Number	Description	Current Year Adopted Budget	Current Year Amendments	Current Year Amended Budget	Current YTD Actual	Current Month Actual	Encumbrances	Percent YTD %	Current Remaining Budget
100-5280-30-01	Printing and Reproduction	1,900.00		1,900.00	270.00	270.00		14.21	1,630.00
100-5290-30-01	Other Charges and Services	4,500.00		4,500.00	194.16	170.19		4.32	4,305.84
	Subtotal object - 05	54,945.00		54,945.00	10,086.62	4,371.52		18.36	44,858.38
100-5320-30-01	Repairs & Maintenance	32,000.00		32,000.00	942.39	131.45		2.95	31,057.61
100-5330-30-01	Copier Expense	3,613.00		3,613.00		333.12		-	3,613.00
100-5335-30-01	Radio/Video Equip. and Repairs	22,760.00		22,760.00	855.73	855.73	939.87	3.76	20,964.40
100-5340-30-01	Building Repairs	45,000.00		45,000.00	12,462.00	4,409.29		27.69	32,538.00
100-5350-30-01	Vehicle Expense	101,386.00		101,386.00	20,204.35	12,053.21		19.93	81,181.65
100-5352-30-01	Fuel	38,500.00		38,500.00	5,610.98	2,772.90		14.57	32,889.02
100-5353-30-01	Oil/Grease/Inspections	950.00		950.00	134.91	14.00		14.20	815.09
	Subtotal object - 05	244,209.00		244,209.00	40,210.36	20,569.70	939.87	16.47	203,058.77
100-5400-30-01	Uniform Expense	56,500.00		56,500.00	57.00	57.00	10,000.00	0.10	46,443.00
100-5419-30-01	IT Licenses	16,420.00		16,420.00				-	16,420.00
100-5430-30-01	Legal Fees	4,000.00		4,000.00	513.00	133.00		12.83	3,487.00
100-5440-30-01	EMS	141,920.04		141,920.04	25,086.12	9,107.27	10,000.00	17.68	106,833.92
100-5445-30-01	Emergency Management	25,230.00		25,230.00	16,270.89	2,269.93		64.49	8,959.11
100-5480-30-01	Contracted Services	74,000.00		74,000.00	64,015.31	387.77	6,750.00	86.51	3,234.69
	Subtotal object - 05	318,070.04		318,070.04	105,942.32	11,954.97	26,750.00	33.31	185,377.72
100-5520-30-01	Telephones	2,292.00		2,292.00	205.74	205.74		8.98	2,086.26
100-5523-30-01	Water/Sewer Charges	18,800.00		18,800.00	2,066.26	669.27		10.99	16,733.74
100-5524-30-01	Gas	4,500.00		4,500.00	430.20	325.13		9.56	4,069.80
100-5525-30-01	Electricity	38,500.00		38,500.00	3,613.59	1,112.69		9.39	34,886.41
100-5526-30-01	Data Network	9,820.00		9,820.00	1,517.06	1,517.06		15.45	8,302.94
100-5530-30-01	Travel	2,120.00		2,120.00	672.00			31.70	1,448.00
100-5533-30-01	Mileage Expense	750.00		750.00				-	750.00
100-5536-30-01	Training/Seminars	45,586.24		45,586.24	8,417.64	1,135.00		18.47	37,168.60
	Subtotal object - 05	122,368.24		122,368.24	16,922.49	4,964.89		13.83	105,445.75
100-5610-30-01	Fire Fighting Equipment	20,000.00		20,000.00	7,529.69	2,882.63		37.65	12,470.31
100-5620-30-01	Tools & Equipment	1,000.00		1,000.00	204.48	172.51		20.45	795.52
100-5630-30-01	Safety Equipment	72,434.00		72,434.00	7,001.03	4,095.88	15,346.12	9.67	50,086.85
	Subtotal object - 05	93,434.00		93,434.00	14,735.20	7,151.02	15,346.12	15.77	63,352.68
100-6110-30-01	Capital Expenditure		146,493.00	146,493.00	7,650.00	7,650.00	122,014.57	5.22	16,828.43
100-6160-30-01	Capital Expense-Vehicles	68,435.00		68,435.00			66,359.50	-	2,075.50
	Subtotal object - 06	68,435.00	146,493.00	214,928.00	7,650.00	7,650.00	188,374.07	3.56	18,903.93
100-7145-30-01	Transfer to VERF	531,346.00		531,346.00	132,836.46	44,278.82		25.00	398,509.54
	Subtotal object - 07	531,346.00		531,346.00	132,836.46	44,278.82		25.00	398,509.54
Program number: 1	**OPERATIONS**	**7,204,631.28**	**146,493.00**	**7,351,124.28**	**1,403,711.56**	**377,964.55**	**231,410.06**	**19.10**	**5,716,002.66**
Program number: 5	**MARSHAL**								
100-5110-30-05	Salaries & Wages	296,961.00		296,961.00	59,491.98	19,050.38		20.03	237,469.02
100-5115-30-05	Salaries - Overtime	24,404.00		24,404.00	4,549.33	916.60		18.64	19,854.67
100-5126-30-05	Salaries-Vacation Buy-Out	2,610.00		2,610.00	2,609.60			99.99	0.40
100-5140-30-05	Salaries - Longevity Pay	1,385.00		1,385.00	1,330.00			96.03	55.00
100-5143-30-05	Cell Phone Allowance	3,060.00		3,060.00	765.00	255.00		25.00	2,295.00
100-5145-30-05	Social Security Expense	20,362.00		20,362.00	3,932.21	1,136.52		19.31	16,429.79
100-5150-30-05	Medicare Expense	4,763.00		4,763.00	919.63	265.79		19.31	3,843.37
100-5155-30-05	SUTA Expense	648.00		648.00				-	648.00
100-5160-30-05	Health Insurance	36,279.00		36,279.00	5,036.99	1,120.43		13.88	31,242.01
100-5165-30-05	Dental Insurance	1,639.00		1,639.00	287.55	67.03		17.54	1,351.45
100-5170-30-05	Life Insurance/AD&D	1,162.00		1,162.00	248.76	61.20		21.41	913.24
100-5175-30-05	Liability (TML)/Workers' Comp	7,877.00		7,877.00	1,376.30	368.13		17.47	6,500.70
100-5180-30-05	TMRS Expense	45,069.00		45,069.00	9,157.64	2,656.55		20.32	35,911.36
100-5185-30-05	Long/Short Term Disability	565.00		565.00	93.47	16.63		16.54	471.53

Account Number	Description	Current Year Adopted Budget	Current Year Amendments	Current Year Amended Budget	Current YTD Actual	Current Month Actual	Encumbrances	Percent YTD %	Current Remaining Budget
100-5186-30-05	WELLE-Wellness Prog Reimb Empl	450.00		450.00				-	450.00
100-5194-30-05	FD Annual Phy & Screening	1,678.00		1,678.00				-	1,678.00
	Subtotal object - 05	448,912.00		448,912.00	89,798.46	25,914.26		20.00	359,113.54
100-5210-30-05	Office Supplies	350.00		350.00	16.09	16.09		4.60	333.91
100-5215-30-05	Ammunition	1,250.00		1,250.00				-	1,250.00
100-5220-30-05	Office Equipment	2,945.00		2,945.00				-	2,945.00
100-5230-30-05	Dues,Fees,& Subscriptions	750.00		750.00	475.10	245.00		63.35	274.90
100-5240-30-05	Postage and Delivery	100.00		100.00				-	100.00
100-5250-30-05	Publications	2,545.00		2,545.00				-	2,545.00
100-5280-30-05	Printing and Reproduction	500.00		500.00				-	500.00
100-5295-30-05	Public Education/Fire Prevent	7,500.00		7,500.00	54.26	54.26		0.72	7,445.74
	Subtotal object - 05	15,940.00		15,940.00	545.45	315.35		3.42	15,394.55
100-5335-30-05	Radio/Video Equip. and Repairs	500.00		500.00				-	500.00
100-5350-30-05	Vehicle Expense	3,000.00		3,000.00	198.23	(0.59)		6.61	2,801.77
100-5352-30-05	Fuel	3,000.00		3,000.00	268.27	114.10		8.94	2,731.73
100-5353-30-05	Oil/Grease/Inspections	500.00		500.00				-	500.00
	Subtotal object - 05	7,000.00		7,000.00	466.50	113.51		6.66	6,533.50
100-5400-30-05	Uniform Expense	3,500.00		3,500.00				-	3,500.00
100-5419-30-05	IT Licenses	165.00		165.00				-	165.00
100-5430-30-05	Legal Fees	2,500.00		2,500.00				-	2,500.00
100-5480-30-05	Contracted Services	2,650.00		2,650.00				-	2,650.00
	Subtotal object - 05	8,815.00		8,815.00				-	8,815.00
100-5526-30-05	Data Network	1,845.00		1,845.00	113.97	113.97		6.18	1,731.03
100-5530-30-05	Travel	735.00		735.00				-	735.00
100-5536-30-05	Training/Seminars	5,950.00		5,950.00	329.00	47.00		5.53	5,621.00
	Subtotal object - 05	8,530.00		8,530.00	442.97	160.97		5.19	8,087.03
100-5620-30-05	Tools & Equipment	500.00		500.00				-	500.00
100-5630-30-05	Safety Equipment	4,000.00		4,000.00				-	4,000.00
100-5640-30-05	Signs & Hardware	350.00		350.00				-	350.00
	Subtotal object - 05	4,850.00		4,850.00				-	4,850.00
100-7145-30-05	Transfer to VERF	14,787.00		14,787.00	3,696.75	1,232.25		25.00	11,090.25
	Subtotal object - 07	14,787.00		14,787.00	3,696.75	1,232.25		25.00	11,090.25
Program number: 5	**MARSHAL**	**508,834.00**		**508,834.00**	**94,950.13**	**27,736.34**		**18.66**	**413,883.87**
Department number: 30	**FIRE**	**7,713,465.28**	**146,493.00**	**7,859,958.28**	**1,498,661.69**	**405,700.89**	**231,410.06**	**19.07**	**6,129,886.53**
Program number: 1	**INSPECTIONS**								
100-5110-40-01	Salaries & Wages	1,002,143.00		1,002,143.00	217,699.96	94,816.86		21.72	784,443.04
100-5115-40-01	Salaries - Overtime	1,000.00		1,000.00	6,912.54	3,470.02		691.25	(5,912.54)
100-5126-40-01	Salaries-Vacation Buy-Out	4,438.00		4,438.00				-	4,438.00
100-5140-40-01	Salaries - Longevity Pay	3,370.00		3,370.00	2,965.00			87.98	405.00
100-5143-40-01	Cell Phone Allowance	4,860.00		4,860.00	760.00	280.00		15.64	4,100.00
100-5145-40-01	Social Security Expense	62,981.00		62,981.00	13,857.30	6,290.30		22.00	49,123.70
100-5150-40-01	Medicare Expense	14,730.00		14,730.00	3,240.83	1,471.13		22.00	11,489.17
100-5155-40-01	SUTA Expense	2,592.00		2,592.00	142.89	142.89		5.51	2,449.11
100-5160-40-01	Health Insurance	135,072.00		135,072.00	23,471.83	8,400.54		17.38	111,600.17
100-5162-40-01	HSA Expense	6,000.00		6,000.00				-	6,000.00
100-5165-40-01	Dental Insurance	6,534.00		6,534.00	1,264.32	445.57		19.35	5,269.68
100-5170-40-01	Life Insurance/AD&D	1,801.00		1,801.00	389.27	136.01		21.61	1,411.73
100-5175-40-01	Liability (TML)/Workers' Comp	4,899.00		4,899.00	1,553.69	685.23		31.71	3,345.31
100-5180-40-01	TMRS Expense	139,573.00		139,573.00	31,897.58	14,311.70		22.85	107,675.42
100-5185-40-01	Long/Short Term Disability	1,905.00		1,905.00	344.44	122.54		18.08	1,560.56
100-5186-40-01	WELLE-Wellness Prog Reimb Empl	3,000.00		3,000.00	868.70	278.32		28.96	2,131.30
	Subtotal object - 05	1,394,898.00		1,394,898.00	305,368.35	130,851.11		21.89	1,089,529.65

Account Number	Description	Current Year Adopted Budget	Current Year Amendments	Current Year Amended Budget	Current YTD Actual	Current Month Actual	Encumbrances	Percent YTD %	Current Remaining Budget
100-5210-40-01	Office Supplies	5,000.00	(400.00)	4,600.00	1,242.76	448.69		27.02	3,357.24
100-5220-40-01	Office Equipment	3,000.00	(300.00)	2,700.00	134.60	134.60		4.99	2,565.40
100-5230-40-01	Dues,Fees,& Subscriptions	2,240.00		2,240.00	210.00	210.00		9.38	2,030.00
100-5240-40-01	Postage and Delivery	25.00		25.00	0.50			2.00	24.50
100-5250-40-01	Publications	3,000.00		3,000.00				-	3,000.00
100-5280-40-01	Printing and Reproduction	1,000.00		1,000.00	360.22	235.67		36.02	639.78
100-5290-40-01	Other Charges and Services	300.00		300.00				-	300.00
	Subtotal object - 05	14,565.00	(700.00)	13,865.00	1,948.08	1,028.96		14.05	11,916.92
100-5330-40-01	Copier Expense	2,500.00		2,500.00		515.32		-	2,500.00
100-5350-40-01	Vehicle Expense	10,371.00		10,371.00	1,082.98	368.48		10.44	9,288.02
100-5352-40-01	Fuel	6,500.00		6,500.00	867.82	335.24		13.35	5,632.18
	Subtotal object - 05	19,371.00		19,371.00	1,950.80	1,219.04		10.07	17,420.20
100-5400-40-01	Uniform Expense	3,000.00		3,000.00	1,260.68			42.02	1,739.32
100-5410-40-01	Professional Services	274,000.00		274,000.00				-	274,000.00
100-5418-40-01	IT Fees	431,466.00		431,466.00				-	431,466.00
100-5430-40-01	Legal Fees	2,000.00		2,000.00	285.00	285.00		14.25	1,715.00
100-5475-40-01	Credit Card Fees	15,000.00		15,000.00	11,812.10	3,877.31		78.75	3,187.90
100-5480-40-01	Contracted Services	3,000.00		3,000.00				-	3,000.00
	Subtotal object - 05	728,466.00		728,466.00	13,357.78	4,162.31		1.83	715,108.22
100-5520-40-01	Telephones	650.00		650.00	34.99	34.99		5.38	615.01
100-5526-40-01	Data Network	4,320.00		4,320.00	392.23	392.23		9.08	3,927.77
100-5530-40-01	Travel	1,042.00		1,042.00				-	1,042.00
100-5533-40-01	Mileage Expense	1,283.00		1,283.00				-	1,283.00
100-5536-40-01	Training/Seminars	14,193.00		14,193.00	1,105.88	608.00		7.79	13,087.12
	Subtotal object - 05	21,488.00		21,488.00	1,533.10	1,035.22		7.14	19,954.90
100-5620-40-01	Tools & Equipment	1,450.00		1,450.00				-	1,450.00
100-5630-40-01	Safety Equipment	1,600.00		1,600.00	818.92			51.18	781.08
	Subtotal object - 05	3,050.00		3,050.00	818.92			26.85	2,231.08
100-7145-40-01	Transfer to VERF	29,351.00		29,351.00	7,337.76	2,445.92		25.00	22,013.24
	Subtotal object - 07	29,351.00		29,351.00	7,337.76	2,445.92		25.00	22,013.24
Program number: 1	**INSPECTIONS**	**2,211,189.00**	**(700.00)**	**2,210,489.00**	**332,314.79**	**140,742.56**		**15.03**	**1,878,174.21**
Program number: 2	**CODE COMPLIANCE**								
100-5110-40-02	Salaries & Wages	181,261.00		181,261.00	44,764.74	21,063.94		24.70	136,496.26
100-5115-40-02	Salaries - Overtime	760.00		760.00				-	760.00
100-5126-40-02	Salaries-Vacation Buy-Out				1,059.60	1,059.60		-	(1,059.60)
100-5140-40-02	Salaries - Longevity Pay	665.00		665.00	690.00			103.76	(25.00)
100-5143-40-02	Cell Phone Allowance	720.00		720.00	180.00	60.00		25.00	540.00
100-5145-40-02	Social Security Expense	11,372.00		11,372.00	2,694.53	1,307.26		23.69	8,677.47
100-5150-40-02	Medicare Expense	2,660.00		2,660.00	630.18	305.74		23.69	2,029.82
100-5155-40-02	SUTA Expense	486.00		486.00				-	486.00
100-5160-40-02	Health Insurance	28,944.00		28,944.00	5,522.00	2,002.32		19.08	23,422.00
100-5162-40-02	HSA Expense	750.00		750.00				-	750.00
100-5165-40-02	Dental Insurance	1,292.00		1,292.00	286.02	106.68		22.14	1,005.98
100-5170-40-02	Life Insurance/AD&D	338.00		338.00	75.04	28.14		22.20	262.96
100-5175-40-02	Liability (TML)/Workers' Comp	1,115.00		1,115.00	249.20	114.33		22.35	865.80
100-5180-40-02	TMRS Expense	25,200.00		25,200.00	6,311.58	3,002.30		25.05	18,888.42
100-5185-40-02	Long/Short Term Disability	345.00		345.00	70.25	26.40		20.36	274.75
100-5186-40-02	WELLE-Wellness Prog Reimb Empl	600.00		600.00	100.00	50.00		16.67	500.00
	Subtotal object - 05	256,508.00		256,508.00	62,633.14	29,126.71		24.42	193,874.86
100-5210-40-02	Office Supplies	500.00		500.00	125.68			25.14	374.32
100-5220-40-02	Office Equipment	500.00		500.00	444.87	10.42		88.97	55.13
100-5230-40-02	Dues,Fees,& Subscriptions	1,095.00		1,095.00	192.00			17.53	903.00

Account Number	Description	Current Year Adopted Budget	Current Year Amendments	Current Year Amended Budget	Current YTD Actual	Current Month Actual	Encumbrances	Percent YTD %	Current Remaining Budget
100-5240-40-02	Postage and Delivery	500.00		500.00	161.60	52.40		32.32	338.40
100-5250-40-02	Publications				12.64	12.64		-	(12.64)
100-5280-40-02	Printing and Reproduction	1,350.00		1,350.00	259.88	201.58		19.25	1,090.12
	Subtotal object - 05	3,945.00		3,945.00	1,196.67	277.04		30.33	2,748.33
100-5330-40-02	Copier Expense	50.00		50.00		1.43		-	50.00
100-5350-40-02	Vehicle Expense	2,867.00		2,867.00	367.01	110.67		12.80	2,499.99
100-5352-40-02	Fuel	1,800.00		1,800.00	177.99	101.71		9.89	1,622.01
	Subtotal object - 05	4,717.00		4,717.00	545.00	213.81		11.55	4,172.00
100-5400-40-02	Uniform Expense	600.00		600.00	121.96			20.33	478.04
100-5418-40-02	IT Fees	440.00		440.00				-	440.00
100-5419-40-02	IT Licenses	1,000.00		1,000.00				-	1,000.00
100-5430-40-02	Legal Fees	1,750.00		1,750.00	2,831.00	1,786.00		161.77	(1,081.00)
100-5435-40-02	Legal Notices/Filings	250.00		250.00	68.00			27.20	182.00
100-5480-40-02	Contracted Services	125,137.00		125,137.00	350.00	350.00		0.28	124,787.00
	Subtotal object - 05	129,177.00		129,177.00	3,370.96	2,136.00		2.61	125,806.04
100-5520-40-02	Telephones	1,368.00		1,368.00	63.13	63.13		4.62	1,304.87
100-5526-40-02	Data Network	912.00		912.00	37.99	37.99		4.17	874.01
100-5530-40-02	Travel	394.00		394.00				-	394.00
100-5533-40-02	Mileage Expense	620.00		620.00				-	620.00
100-5536-40-02	Training/Seminars	1,800.00		1,800.00				-	1,800.00
	Subtotal object - 05	5,094.00		5,094.00	101.12	101.12		1.99	4,992.88
100-5600-40-02	Special Events	250.00		250.00				-	250.00
100-5620-40-02	Tools & Equipment	400.00		400.00	286.26	33.44		71.57	113.74
100-5640-40-02	Signs & Hardware	200.00	700.00	900.00	889.62	889.62		98.85	10.38
	Subtotal object - 05	850.00	700.00	1,550.00	1,175.88	923.06		75.86	374.12
100-7145-40-02	Transfer to VERF	8,495.00		8,495.00	2,123.76	707.92		25.00	6,371.24
	Subtotal object - 07	8,495.00		8,495.00	2,123.76	707.92		25.00	6,371.24
Program number: 2	**CODE COMPLIANCE**	**408,786.00**	**700.00**	**409,486.00**	**71,146.53**	**33,485.66**		**17.38**	**338,339.47**
Program number: 3	**PLANNING**								
100-5110-40-03	Salaries & Wages	408,567.00		408,567.00	109,758.99	47,086.14		26.86	298,808.01
100-5115-40-03	Salaries - Overtime	2,000.00		2,000.00	313.80	34.53		15.69	1,686.20
100-5126-40-03	Salaries-Vacation Buy-Out	5,935.00		5,935.00	4,910.16			82.73	1,024.84
100-5140-40-03	Salaries - Longevity Pay	1,980.00		1,980.00	1,970.00			99.50	10.00
100-5143-40-03	Cell Phone Allowance	2,760.00		2,760.00	690.00	230.00		25.00	2,070.00
100-5145-40-03	Social Security Expense	26,117.00		26,117.00	6,850.08	2,792.31		26.23	19,266.92
100-5150-40-03	Medicare Expense	6,108.00		6,108.00	1,602.02	653.03		26.23	4,505.98
100-5155-40-03	SUTA Expense	810.00		810.00				-	810.00
100-5160-40-03	Health Insurance	48,240.00		48,240.00	13,002.84	4,334.28		26.95	35,237.16
100-5162-40-03	HSA Expense	6,750.00		6,750.00				-	6,750.00
100-5165-40-03	Dental Insurance	2,250.00		2,250.00	562.20	187.40		24.99	1,687.80
100-5170-40-03	Life Insurance/AD&D	638.00		638.00	154.26	51.42		24.18	483.74
100-5175-40-03	Liability (TML)/Workers' Comp	1,606.00		1,606.00	441.37	180.50		27.48	1,164.63
100-5180-40-03	TMRS Expense	57,879.00		57,879.00	15,891.94	6,398.98		27.46	41,987.06
100-5185-40-03	Long/Short Term Disability	777.00		777.00	178.71	59.64		23.00	598.29
100-5186-40-03	WELLE-Wellness Prog Reimb Empl	1,800.00		1,800.00	417.48	139.16		23.19	1,382.52
	Subtotal object - 05	574,217.00		574,217.00	156,743.85	62,147.39		27.30	417,473.15
100-5210-40-03	Office Supplies	2,200.00		2,200.00	133.46			6.07	2,066.54
100-5220-40-03	Office Equipment	1,000.00		1,000.00				-	1,000.00
100-5230-40-03	Dues,Fees,& Subscriptions	2,999.00		2,999.00	398.00			13.27	2,601.00
100-5240-40-03	Postage and Delivery	550.00		550.00	42.50	14.30		7.73	507.50
100-5250-40-03	Publications	150.00		150.00				-	150.00
100-5280-40-03	Printing and Reproduction	250.00		250.00	193.00	193.00		77.20	57.00

Account Number	Description	Current Year Adopted Budget	Current Year Amendments	Current Year Amended Budget	Current YTD Actual	Current Month Actual	Encumbrances	Percent YTD %	Current Remaining Budget
	Subtotal object - 05	7,149.00		7,149.00	766.96	207.30		10.73	6,382.04
100-5330-40-03	Copier Expense	3,000.00		3,000.00		285.40		-	3,000.00
	Subtotal object - 05	3,000.00		3,000.00		285.40		-	3,000.00
100-5400-40-03	Uniform Expense	750.00		750.00				-	750.00
100-5410-40-03	Professional Services	112,800.00		112,800.00	7,700.00	200.00	96,911.00	6.83	8,189.00
100-5418-40-03	IT Fees	5,075.00		5,075.00				-	5,075.00
100-5419-40-03	IT Licenses	8,497.00		8,497.00	1,929.82	1,929.82	9,843.28	22.71	(3,276.10)
100-5430-40-03	Legal Fees	28,000.00		28,000.00	7,373.95	5,092.00		26.34	20,626.05
100-5435-40-03	Legal Notices/Filings	2,000.00		2,000.00				-	2,000.00
	Subtotal object - 05	157,122.00		157,122.00	17,003.77	7,221.82	106,754.28	10.82	33,363.95
100-5526-40-03	Data Network	3,360.00		3,360.00	303.92	303.92		9.05	3,056.08
100-5530-40-03	Travel	1,589.00		1,589.00				-	1,589.00
100-5533-40-03	Mileage Expense	280.00		280.00				-	280.00
100-5536-40-03	Training/Seminars	3,100.00		3,100.00				-	3,100.00
	Subtotal object - 05	8,329.00		8,329.00	303.92	303.92		3.65	8,025.08
100-7145-40-03	Transfer to VERF	1,512.00		1,512.00	378.00	126.00		25.00	1,134.00
	Subtotal object - 07	1,512.00		1,512.00	378.00	126.00		25.00	1,134.00
Program number: 3	**PLANNING**	**751,329.00**		**751,329.00**	**175,196.50**	**70,291.83**	**106,754.28**	**23.32**	**469,378.22**
Department number: 40	**DEVELOPMENT SERVICES**	**3,371,304.00**		**3,371,304.00**	**578,657.82**	**244,520.05**	**106,754.28**	**17.16**	**2,685,891.90**
Program number: 1	**STREETS**								
100-5110-50-01	Salaries & Wages	393,871.00		393,871.00	107,882.45	46,152.57		27.39	285,988.55
100-5115-50-01	Salaries - Overtime	15,763.00		15,763.00	2,124.83	846.39		13.48	13,638.17
100-5140-50-01	Salaries - Longevity Pay	2,485.00		2,485.00	2,355.00			94.77	130.00
100-5145-50-01	Social Security Expense	25,490.00		25,490.00	6,522.01	2,765.79		25.59	18,967.99
100-5150-50-01	Medicare Expense	5,962.00		5,962.00	1,525.30	646.84		25.58	4,436.70
100-5155-50-01	SUTA Expense	972.00		972.00				-	972.00
100-5160-50-01	Health Insurance	77,184.00		77,184.00	17,956.08	5,985.36		23.26	59,227.92
100-5162-50-01	HSA Expense	6,750.00		6,750.00				-	6,750.00
100-5165-50-01	Dental Insurance	3,490.00		3,490.00	862.68	287.56		24.72	2,627.32
100-5170-50-01	Life Insurance/AD&D	901.00		901.00	225.12	75.04		24.99	675.88
100-5175-50-01	Liability (TML)/Workers' Comp	17,781.00		17,781.00	5,179.47	2,171.99		29.13	12,601.53
100-5180-50-01	TMRS Expense	56,488.00		56,488.00	15,254.49	6,377.22		27.01	41,233.51
100-5185-50-01	Long/Short Term Disability	749.00		749.00	163.82	54.69		21.87	585.18
100-5186-50-01	WELLE-Wellness Prog Reimb Empl	1,200.00		1,200.00	300.00	100.00		25.00	900.00
	Subtotal object - 05	609,086.00		609,086.00	160,351.25	65,463.45		26.33	448,734.75
100-5210-50-01	Office Supplies	660.00		660.00				-	660.00
100-5220-50-01	Office Equipment	500.00		500.00				-	500.00
100-5230-50-01	Dues,Fees,& Subscriptions	1,800.00		1,800.00				-	1,800.00
	Subtotal object - 05	2,960.00		2,960.00				-	2,960.00
100-5310-50-01	Rental Expense	36,000.00		36,000.00	4,204.50			11.68	31,795.50
100-5320-50-01	Repairs & Maintenance	500.00		500.00				-	500.00
100-5321-50-01	Signal Light Repairs	30,000.00		30,000.00	527.92	253.61	9,972.00	1.76	19,500.08
100-5326-50-01	Street Light Repairs				1,084.00	638.00		-	(1,084.00)
100-5340-50-01	Building Repairs	500.00		500.00				-	500.00
100-5350-50-01	Vehicle Expense	13,440.00		13,440.00	4,200.57	3,047.38		31.25	9,239.43
100-5351-50-01	Equipment Expense/Repair	8,000.00		8,000.00	535.22	250.27		6.69	7,464.78
100-5352-50-01	Fuel	11,500.00		11,500.00	1,724.33	558.20		14.99	9,775.67
100-5353-50-01	Oil/Grease/Inspections	600.00		600.00				-	600.00
	Subtotal object - 05	100,540.00		100,540.00	12,276.54	4,747.46	9,972.00	12.21	78,291.46
100-5400-50-01	Uniform Expense	6,500.00		6,500.00	2,901.57	1,123.04		44.64	3,598.43
100-5419-50-01	IT LICENSES	400.00		400.00				-	400.00
100-5430-50-01	Legal Fees	300.00		300.00				-	300.00

Account Number	Description	Current Year Adopted Budget	Current Year Amendments	Current Year Amended Budget	Current YTD Actual	Current Month Actual	Encumbrances	Percent YTD %	Current Remaining Budget
100-5480-50-01	Contracted Services	253,527.00	11,735.40	265,262.40	6,225.00	6,225.00	134,219.40	2.35	124,818.00
100-5485-50-01	Contract Svcs - Annual Street	1,250,000.00		1,250,000.00				-	1,250,000.00
	Subtotal object - 05	1,510,727.00	11,735.40	1,522,462.40	9,126.57	7,348.04	134,219.40	0.60	1,379,116.43
100-5520-50-01	Telephones	2,500.00		2,500.00	267.02	267.02		10.68	2,232.98
100-5523-50-01	Water/Sewer Charges	500.00		500.00	109.15	35.99		21.83	390.85
100-5525-50-01	Electricity	2,500.00		2,500.00	500.00	250.00		20.00	2,000.00
100-5526-50-01	Data Network	1,500.00		1,500.00	84.21	42.62		5.61	1,415.79
100-5527-50-01	Electricity - Street Lights	219,000.00		219,000.00	33,313.62	12,720.98		15.21	185,686.38
100-5530-50-01	Travel	100.00		100.00				-	100.00
100-5536-50-01	Training/Seminars	4,300.00		4,300.00				-	4,300.00
	Subtotal object - 05	230,400.00		230,400.00	34,274.00	13,316.61		14.88	196,126.00
100-5620-50-01	Tools & Equipment	8,500.00		8,500.00	115.51	95.52		1.36	8,384.49
100-5630-50-01	Safety Equipment	5,000.00		5,000.00	180.00			3.60	4,820.00
100-5640-50-01	Signs & Hardware	48,000.00		48,000.00	12,992.11	3,654.05		27.07	35,007.89
100-5650-50-01	Maintenance Materials	100,000.00		100,000.00	19,084.00	13,018.54	18,038.98	19.08	62,877.02
	Subtotal object - 05	161,500.00		161,500.00	32,371.62	16,768.11	18,038.98	20.04	111,089.40
100-6140-50-01	Capital Expense-Equipment	26,000.00		26,000.00				-	26,000.00
	Subtotal object - 06	26,000.00		26,000.00				-	26,000.00
100-7145-50-01	Transfer to VERF	50,315.00		50,315.00	12,578.76	4,192.92		25.00	37,736.24
	Subtotal object - 07	50,315.00		50,315.00	12,578.76	4,192.92		25.00	37,736.24
Program number: 1	**STREETS**	**2,691,528.00**	**11,735.40**	**2,703,263.40**	**260,978.74**	**111,836.59**	**162,230.38**	**9.65**	**2,280,054.28**
Program number: 5	**FACILITIES MANAGEMENT**								
100-5212-50-05	Building Supplies	6,000.00	5,962.50	11,962.50	6,846.61	146.88	5,962.50	57.23	(846.61)
	Subtotal object - 05	6,000.00	5,962.50	11,962.50	6,846.61	146.88	5,962.50	57.23	(846.61)
100-5340-50-05	Building Repairs	19,500.00		19,500.00	2,317.38	2,002.53		11.88	17,182.62
	Subtotal object - 05	19,500.00		19,500.00	2,317.38	2,002.53		11.88	17,182.62
100-5480-50-05	Contracted Services	375,351.00		375,351.00	22,080.46	22,017.97	353,044.52	5.88	226.02
	Subtotal object - 05	375,351.00		375,351.00	22,080.46	22,017.97	353,044.52	5.88	226.02
100-5523-50-05	Water/Sewer Charges	20,000.00		20,000.00	6,557.36	1,657.71		32.79	13,442.64
100-5524-50-05	Gas				329.71	156.56		-	(329.71)
100-5525-50-05	Electricity	160,000.00		160,000.00	17,867.40	9,263.29		11.17	142,132.60
	Subtotal object - 05	180,000.00		180,000.00	24,754.47	11,077.56		13.75	155,245.53
Program number: 5	**FACILITIES MANAGEMENT**	**580,851.00**	**5,962.50**	**586,813.50**	**55,998.92**	**35,244.94**	**359,007.02**	**9.54**	**171,807.56**
Department number: 50	**PUBLIC WORKS**	**3,272,379.00**	**17,697.90**	**3,290,076.90**	**316,977.66**	**147,081.53**	**521,237.40**	**9.63**	**2,451,861.84**
Program number: 1	**PARKS ADMINISTRATION**								
100-5110-60-01	Salaries & Wages	347,360.00		347,360.00	92,868.71	40,213.05		26.74	254,491.29
100-5115-60-01	Salaries - Overtime	500.00		500.00	2,303.42	1,229.08		460.68	(1,803.42)
100-5126-60-01	Salaries-Vacation Buy-Out	3,633.00		3,633.00	1,763.29			48.54	1,869.71
100-5140-60-01	Salaries - Longevity Pay	1,090.00		1,090.00	1,080.00			99.08	10.00
100-5143-60-01	Cell Phone Allowance	3,240.00		3,240.00	810.00	270.00		25.00	2,430.00
100-5145-60-01	Social Security Expense	22,061.00		22,061.00	6,155.98	2,510.27		27.90	15,905.02
100-5150-60-01	Medicare Expense	5,160.00		5,160.00	1,481.82	629.20		28.72	3,678.18
100-5155-60-01	SUTA Expense	648.00		648.00				-	648.00
100-5160-60-01	Health Insurance	38,592.00		38,592.00	8,677.46	3,089.24		22.49	29,914.54
100-5162-60-01	HSA Expense	3,750.00		3,750.00				-	3,750.00
100-5165-60-01	Dental Insurance	1,759.00		1,759.00	425.94	142.66		24.22	1,333.06
100-5170-60-01	Life Insurance/AD&D	451.00		451.00	88.92	29.64		19.72	362.08
100-5175-60-01	Liability (TML)/Workers' Comp	960.00		960.00	1,110.28	471.47		115.65	(150.28)
100-5180-60-01	TMRS Expense	48,890.00		48,890.00	13,306.03	5,623.34		27.22	35,583.97
100-5185-60-01	Long/Short Term Disability	660.00		660.00	150.93	50.92		22.87	509.07
100-5186-60-01	WELLE-Wellness Prog Reimb Empl	1,200.00		1,200.00	256.64	89.16		21.39	943.36
100-5190-60-01	Contract Labor	45,000.00		45,000.00	9,208.50	3,769.50		20.46	35,791.50

Account Number	Description	Current Year Adopted Budget	Current Year Amendments	Current Year Amended Budget	Current YTD Actual	Current Month Actual	Encumbrances	Percent YTD %	Current Remaining Budget
	Subtotal object - 05	524,954.00		524,954.00	139,687.92	58,117.53		26.61	385,266.08
100-5210-60-01	Office Supplies	2,000.00		2,000.00	109.33	67.47		5.47	1,890.67
100-5212-60-01	Building Supplies	500.00		500.00	44.68	44.68		8.94	455.32
100-5220-60-01	Office Equipment	1,500.00		1,500.00	25.99			1.73	1,474.01
100-5230-60-01	Dues,Fees,& Subscriptions	2,700.00		2,700.00				-	2,700.00
100-5240-60-01	Postage and Delivery	50.00		50.00				-	50.00
100-5280-60-01	Printing and Reproduction	300.00		300.00				-	300.00
	Subtotal object - 05	7,050.00		7,050.00	180.00	112.15		2.55	6,870.00
100-5320-60-01	Repairs & Maintenance	15,500.00		15,500.00	550.00			3.55	14,950.00
100-5330-60-01	Copier Expense	2,800.00		2,800.00		106.52		-	2,800.00
100-5340-60-01	Building Repairs	34,660.00		34,660.00				-	34,660.00
100-5350-60-01	Vehicle Expense	500.00		500.00	168.94	86.31		33.79	331.06
100-5352-60-01	Fuel	525.00		525.00	19.40	19.40		3.70	505.60
100-5353-60-01	Oil/Grease/Inspections	100.00		100.00				-	100.00
	Subtotal object - 05	54,085.00		54,085.00	738.34	212.23		1.37	53,346.66
100-5400-60-01	Uniform Expense	750.00		750.00				-	750.00
100-5410-60-01	Professional Services	78,000.00	7,285.00	85,285.00	100.00	100.00	7,285.00	0.12	77,900.00
100-5419-60-01	IT Licenses	1,050.00		1,050.00				-	1,050.00
100-5430-60-01	Legal Fees	7,500.00		7,500.00	532.00	342.00		7.09	6,968.00
100-5435-60-01	Legal Notices/Filings	500.00		500.00				-	500.00
100-5480-60-01	Contracted Services	35,200.00		35,200.00	5,200.00	1,800.00		14.77	30,000.00
	Subtotal object - 05	123,000.00	7,285.00	130,285.00	5,832.00	2,242.00	7,285.00	4.48	117,168.00
100-5520-60-01	Telephones				35.18	35.18		-	(35.18)
100-5523-60-01	Water/Sewer Charges	1,500.00		1,500.00	183.67	60.17		12.25	1,316.33
100-5524-60-01	GAS	1,500.00		1,500.00	108.60	59.65		7.24	1,391.40
100-5525-60-01	Electricity	5,900.00		5,900.00	437.54	210.14		7.42	5,462.46
100-5526-60-01	Data Network	2,500.00		2,500.00				-	2,500.00
100-5530-60-01	Travel	1,415.00		1,415.00				-	1,415.00
100-5533-60-01	Mileage Expense	750.00		750.00				-	750.00
100-5536-60-01	Training/Seminars	3,700.00		3,700.00				-	3,700.00
	Subtotal object - 05	17,265.00		17,265.00	764.99	365.14		4.43	16,500.01
100-5600-60-01	Special Events				49.99	49.99		-	(49.99)
100-5601-60-01	Event - Prosper Christmas	65,000.00		65,000.00	3,728.28	2,928.28	12,050.00	5.74	49,221.72
	Subtotal object - 05	65,000.00		65,000.00	3,778.27	2,978.27	12,050.00	5.81	49,171.73
100-6110-60-01	Capital Expenditure	195,000.00		195,000.00				-	195,000.00
	Subtotal object - 06	195,000.00		195,000.00				-	195,000.00
100-7145-60-01	Transfer to VERF	5,486.00		5,486.00	1,371.51	457.17		25.00	4,114.49
	Subtotal object - 07	5,486.00		5,486.00	1,371.51	457.17		25.00	4,114.49
Program number: 1	**PARKS ADMINISTRATION**	**991,840.00**	**7,285.00**	**999,125.00**	**152,353.03**	**64,484.49**	**19,335.00**	**15.25**	**827,436.97**
Program number: 2	**PARKS OPERATIONS**								
100-5110-60-02	Salaries & Wages	972,099.00		972,099.00	256,541.20	110,498.77		26.39	715,557.80
100-5115-60-02	Salaries - Overtime	16,117.00		16,117.00	1,560.29	527.54		9.68	14,556.71
100-5126-60-02	Salaries-Vacation Buy-Out	8,576.00		8,576.00	2,674.20			31.18	5,901.80
100-5140-60-02	Salaries - Longevity Pay	5,450.00		5,450.00	5,275.00			96.79	175.00
100-5143-60-02	Cell Phone Allowance	10,320.00		10,320.00	2,880.00	980.00		27.91	7,440.00
100-5145-60-02	Social Security Expense	62,779.00		62,779.00	15,664.12	6,606.64		24.95	47,114.88
100-5150-60-02	Medicare Expense	14,683.00		14,683.00	3,663.36	1,545.10		24.95	11,019.64
100-5155-60-02	SUTA Expense	3,402.00		3,402.00	261.14	121.34		7.68	3,140.86
100-5160-60-02	Health Insurance	192,960.00		192,960.00	42,117.12	14,039.04		21.83	150,842.88
100-5162-60-02	HSA Expense	19,500.00		19,500.00				-	19,500.00
100-5165-60-02	Dental Insurance	8,808.00		8,808.00	1,927.50	642.50		21.88	6,880.50
100-5170-60-02	Life Insurance/AD&D	2,364.00		2,364.00	581.56	196.98		24.60	1,782.44

Account Number	Description	Current Year Adopted Budget	Current Year Amendments	Current Year Amended Budget	Current YTD Actual	Current Month Actual	Encumbrances	Percent YTD %	Current Remaining Budget
100-5175-60-02	Liability (TML)/Workers' Comp	24,614.00		24,614.00	7,090.07	2,960.23		28.81	17,523.93
100-5180-60-02	TMRS Expense	139,126.00		139,126.00	36,220.25	15,098.62		26.03	102,905.75
100-5185-60-02	Long/Short Term Disability	1,847.00		1,847.00	407.69	136.45		22.07	1,439.31
100-5186-60-02	WELLE-Wellness Prog Reimb Empl	8,400.00		8,400.00	1,454.88	484.96		17.32	6,945.12
	Subtotal object - 05	1,491,045.00		1,491,045.00	378,318.38	153,838.17		25.37	1,112,726.62
100-5210-60-02	Office Supplies	600.00		600.00	498.58	498.58		83.10	101.42
100-5212-60-02	Building Supplies	21,900.00		21,900.00	778.93	692.97		3.56	21,121.07
100-5213-60-02	Custodial Supplies	5,500.00		5,500.00	1,998.49	418.58		36.34	3,501.51
100-5220-60-02	Office Equipment	1,800.00		1,800.00				-	1,800.00
100-5230-60-02	Dues,Fees,& Subscriptions	3,640.00		3,640.00	40.00	40.00		1.10	3,600.00
100-5240-60-02	Postage and Delivery	20.00		20.00	10.20	7.75		51.00	9.80
	Subtotal object - 05	33,460.00		33,460.00	3,326.20	1,657.88		9.94	30,133.80
100-5310-60-02	Rental Expense	41,500.00		41,500.00	13,243.90	4,540.90	23,208.00	31.91	5,048.10
100-5320-60-02	Repairs & Maintenance	72,410.00		72,410.00	6,741.19	1,571.65		9.31	65,668.81
100-5322-60-02	Irrigation Repairs	10,200.00		10,200.00	5,816.73	5,061.31		57.03	4,383.27
100-5323-60-02	Field Maintenance	51,500.00		51,500.00	8,090.13	4,957.10	24,350.00	15.71	19,059.87
100-5324-60-02	Landscape Maintenance	15,000.00		15,000.00	6,779.08	1,273.12		45.19	8,220.92
100-5330-60-02	Copier Expense	250.00		250.00		7.02		-	250.00
100-5350-60-02	Vehicle Expense	8,000.00		8,000.00	2,509.80	1,159.39		31.37	5,490.20
100-5351-60-02	Equipment Expense/Repair	4,000.00		4,000.00	374.19	21.68		9.36	3,625.81
100-5352-60-02	Fuel	16,420.00		16,420.00	2,362.71	999.87		14.39	14,057.29
100-5353-60-02	Oil/Grease/Inspections	1,950.00		1,950.00	39.90			2.05	1,910.10
100-5355-60-02	Chemicals/Fertilizer	121,350.00		121,350.00	1,980.99	734.74	41,100.00	1.63	78,269.01
	Subtotal object - 05	342,580.00		342,580.00	47,938.62	20,326.78	88,658.00	13.99	205,983.38
100-5400-60-02	Uniform Expense	13,435.00		13,435.00	3,376.32	1,713.61		25.13	10,058.68
100-5480-60-02	Contracted Services	358,132.00		358,132.00	38,998.00	8,604.00	77,322.00	10.89	241,812.00
	Subtotal object - 05	371,567.00		371,567.00	42,374.32	10,317.61	77,322.00	11.40	251,870.68
100-5520-60-02	Telephones	4,748.00		4,748.00	293.36	293.36		6.18	4,454.64
100-5523-60-02	Water/Sewer Charges	179,788.00		179,788.00	43,526.79	10,458.26		24.21	136,261.21
100-5525-60-02	Electricity	145,273.00		145,273.00	31,957.25	15,495.20		22.00	113,315.75
100-5526-60-02	Data Network	525.00		525.00	34.99	34.99		6.67	490.01
100-5530-60-02	Travel	810.00		810.00	(10.00)			(1.24)	820.00
100-5533-60-02	Mileage Expense	300.00		300.00				-	300.00
100-5536-60-02	Training/Seminars	5,400.00		5,400.00	650.00			12.04	4,750.00
	Subtotal object - 05	336,844.00		336,844.00	76,452.39	26,281.81		22.70	260,391.61
100-5600-60-02	Special Events	1,500.00		1,500.00	372.23	150.24		24.82	1,127.77
100-5620-60-02	Tools & Equipment	4,350.00		4,350.00	65.98			1.52	4,284.02
100-5630-60-02	Safety Equipment	4,725.00		4,725.00	100.28	100.28		2.12	4,624.72
100-5640-60-02	Signs & Hardware	5,000.00		5,000.00	77.78	77.78		1.56	4,922.22
	Subtotal object - 05	15,575.00		15,575.00	616.27	328.30		3.96	14,958.73
100-7145-60-02	Transfer to VERF	218,452.00		218,452.00	54,612.99	18,204.33		25.00	163,839.01
	Subtotal object - 07	218,452.00		218,452.00	54,612.99	18,204.33		25.00	163,839.01
Program number: 2	**PARKS OPERATIONS**	**2,809,523.00**		**2,809,523.00**	**603,639.17**	**230,954.88**	**165,980.00**	**21.49**	**2,039,903.83**
Program number: 3	**RECREATION**								
100-5110-60-03	Salaries & Wages	95,107.00		95,107.00	25,675.31	10,953.69		27.00	69,431.69
100-5140-60-03	Salaries - Longevity Pay	210.00		210.00	200.00			95.24	10.00
100-5143-60-03	CELL PHONE ALLOWANCE				40.00	40.00		-	(40.00)
100-5145-60-03	Social Security Expense	5,910.00		5,910.00	1,596.52	676.55		27.01	4,313.48
100-5150-60-03	Medicare Expense	1,383.00		1,383.00	373.38	158.22		27.00	1,009.62
100-5155-60-03	SUTA Expense	324.00		324.00				-	324.00
100-5160-60-03	Health Insurance	9,648.00		9,648.00	1,589.28	529.76		16.47	8,058.72
100-5162-60-03	HSA Expense	750.00		750.00				-	750.00

Account Number	Description	Current Year Adopted Budget	Current Year Amendments	Current Year Amended Budget	Current YTD Actual	Current Month Actual	Encumbrances	Percent YTD %	Current Remaining Budget
100-5165-60-03	Dental Insurance	864.00		864.00	204.12	68.04		23.63	659.88
100-5170-60-03	Life Insurance/AD&D	226.00		226.00	56.28	18.76		24.90	169.72
100-5175-60-03	Liability (TML)/Workers' Comp	1,172.00		1,172.00	623.83	263.83		53.23	548.17
100-5180-60-03	TMRS Expense	13,097.00		13,097.00	3,519.41	1,488.42		26.87	9,577.59
100-5185-60-03	Long/Short Term Disability	181.00		181.00	41.86	13.88		23.13	139.14
100-5186-60-03	WELLE-Wellness Prog Reimb Empl	600.00		600.00	117.48	39.16		19.58	482.52
	Subtotal object - 05	129,472.00		129,472.00	34,037.47	14,250.31		26.29	95,434.53
100-5220-60-03	Office Equipment	575.00		575.00				-	575.00
100-5230-60-03	Dues,Fees,& Subscriptions				40.00	40.00		-	(40.00)
100-5240-60-03	Postage and Delivery	3,700.00		3,700.00	37.00			1.00	3,663.00
100-5260-60-03	Advertising	2,070.00		2,070.00	302.31			14.60	1,767.69
100-5280-60-03	Printing and Reproduction	3,700.00		3,700.00	50.62	50.62		1.37	3,649.38
	Subtotal object - 05	10,045.00		10,045.00	429.93	90.62		4.28	9,615.07
100-5475-60-03	Credit Card Fees	4,250.00		4,250.00	671.42	121.18		15.80	3,578.58
	Subtotal object - 05	4,250.00		4,250.00	671.42	121.18		15.80	3,578.58
100-5600-60-03	Special Events	33,710.00		33,710.00	3,863.75	2,996.00		11.46	29,846.25
	Subtotal object - 05	33,710.00		33,710.00	3,863.75	2,996.00		11.46	29,846.25
100-5995-60-03	Recreation Activities	84,000.00		84,000.00	16,347.96	11,287.00		19.46	67,652.04
	Subtotal object - 05	84,000.00		84,000.00	16,347.96	11,287.00		19.46	67,652.04
Program number: 3	**RECREATION**	**261,477.00**		**261,477.00**	**55,350.53**	**28,745.11**		**21.17**	**206,126.47**
Program number: 5	**LIBRARY**								
100-5110-60-05	Salaries & Wages	352,561.00		352,561.00	83,218.19	35,072.64		23.60	269,342.81
100-5126-60-05	Salaries-Vacation Buy-Out	4,589.00		4,589.00	2,294.43			50.00	2,294.57
100-5140-60-05	Salaries - Longevity Pay	820.00		820.00	625.00			76.22	195.00
100-5145-60-05	Social Security Expense	22,195.00		22,195.00	5,246.48	2,133.07		23.64	16,948.52
100-5150-60-05	Medicare Expense	5,191.00		5,191.00	1,226.98	498.84		23.64	3,964.02
100-5155-60-05	SUTA Expense	2,430.00		2,430.00	127.12	53.51		5.23	2,302.88
100-5160-60-05	Health Insurance	28,944.00		28,944.00	5,134.60	2,045.64		17.74	23,809.40
100-5162-60-05	HSA EXPENSE	1,500.00		1,500.00				-	1,500.00
100-5165-60-05	Dental Insurance	1,304.00		1,304.00	313.92	104.64		24.07	990.08
100-5170-60-05	Life Insurance/AD&D	316.00		316.00	60.78	20.26		19.23	255.22
100-5175-60-05	Liability (TML)/Workers' Comp	1,182.00		1,182.00	274.55	111.60		23.23	907.45
100-5180-60-05	TMRS Expense	28,714.00		28,714.00	10,137.40	4,085.15		35.31	18,576.60
100-5185-60-05	Long/Short Term Disability	388.00		388.00	84.66	26.67		21.82	303.34
100-5186-60-05	WELLE-Wellness Prog Reimb Empl	1,200.00		1,200.00	245.80	89.16		20.48	954.20
	Subtotal object - 05	451,334.00		451,334.00	108,989.91	44,241.18		24.15	342,344.09
100-5210-60-05	Office Supplies	4,500.00		4,500.00	642.86	312.06		14.29	3,857.14
100-5220-60-05	Office Equipment	1,000.00		1,000.00	190.26	190.26		19.03	809.74
100-5230-60-05	Dues,Fees,& Subscriptions	8,184.00		8,184.00	3,325.98	12.99		40.64	4,858.02
100-5240-60-05	Postage and Delivery	600.00		600.00	97.40	25.10		16.23	502.60
100-5280-60-05	Printing and Reproduction	1,600.00		1,600.00	427.98			26.75	1,172.02
100-5281-60-05	Book Purchases	45,500.00		45,500.00	8,630.58	4,190.83	25,331.18	18.97	11,538.24
100-5282-60-05	DVD Purchases	2,200.00		2,200.00	110.49			5.02	2,089.51
100-5283-60-05	Audiobook Purchases	2,700.00		2,700.00	169.34	78.45		6.27	2,530.66
100-5284-60-05	Other Collect. Item Purchases	1,000.00		1,000.00				-	1,000.00
100-5290-60-05	Other Charges and Services	2,000.00		2,000.00	492.47	168.48		24.62	1,507.53
	Subtotal object - 05	69,284.00		69,284.00	14,087.36	4,978.17	25,331.18	20.33	29,865.46
100-5330-60-05	Copier Expense	1,900.00		1,900.00		259.15		-	1,900.00
	Subtotal object - 05	1,900.00		1,900.00		259.15		-	1,900.00
100-5400-60-05	Uniform Expense	1,600.00		1,600.00	270.97			16.94	1,329.03
100-5430-60-05	Legal Fees	500.00		500.00				-	500.00
100-5480-60-05	Contracted Services	8,100.00		8,100.00	3,000.00			37.04	5,100.00

Account Number	Description	Current Year Adopted Budget	Current Year Amendments	Current Year Amended Budget	Current YTD Actual	Current Month Actual	Encumbrances	Percent YTD %	Current Remaining Budget
	Subtotal object - 05	10,200.00		10,200.00	3,270.97			32.07	6,929.03
100-5520-60-05	Telephones	500.00		500.00	34.99	34.99		7.00	465.01
100-5530-60-05	Travel	700.00		700.00				-	700.00
100-5533-60-05	Mileage Expense	400.00		400.00				-	400.00
100-5536-60-05	Training/Seminars	1,500.00		1,500.00				-	1,500.00
	Subtotal object - 05	3,100.00		3,100.00	34.99	34.99		1.13	3,065.01
100-5600-60-05	Special Events	3,294.00		3,294.00	940.81	953.46		28.56	2,353.19
	Subtotal object - 05	3,294.00		3,294.00	940.81	953.46		28.56	2,353.19
100-7145-60-05	Transfer to VERF	3,507.00		3,507.00	876.75	292.25		25.00	2,630.25
	Subtotal object - 07	3,507.00		3,507.00	876.75	292.25		25.00	2,630.25
Program number: 5	**LIBRARY**	**542,619.00**		**542,619.00**	**128,200.79**	**50,759.20**	**25,331.18**	**23.63**	**389,087.03**
Department number: 60	**COMMUNITY SERVICES**	**4,605,459.00**	**7,285.00**	**4,612,744.00**	**939,543.52**	**374,943.68**	**210,646.18**	**20.37**	**3,462,554.30**
Program number: 1	**ENGINEERING**								
100-5110-98-01	Salaries & Wages	1,254,922.00		1,254,922.00	321,283.69	143,084.77		25.60	933,638.31
100-5115-98-01	Salaries - Overtime	700.00		700.00	403.28	206.06		57.61	296.72
100-5126-98-01	Salaries-Vacation Buy-Out	14,674.00		14,674.00	8,244.96			56.19	6,429.04
100-5140-98-01	Salaries - Longevity Pay	2,905.00		2,905.00	2,770.00			95.35	135.00
100-5143-98-01	Cell Phone Allowance	1,740.00		1,740.00	615.00	205.00		35.35	1,125.00
100-5145-98-01	Social Security Expense	79,047.00		79,047.00	17,305.28	7,034.24		21.89	61,741.72
100-5150-98-01	Medicare Expense	18,487.00		18,487.00	4,570.78	1,990.83		24.72	13,916.22
100-5155-98-01	SUTA Expense	1,944.00		1,944.00	144.00	114.77		7.41	1,800.00
100-5160-98-01	Health Insurance	96,480.00		96,480.00	22,841.26	7,976.30		23.68	73,638.74
100-5162-98-01	HSA Expense	9,750.00		9,750.00				-	9,750.00
100-5165-98-01	Dental Insurance	4,992.00		4,992.00	1,188.84	423.92		23.82	3,803.16
100-5170-98-01	Life Insurance/AD&D	1,544.00		1,544.00	339.08	119.28		21.96	1,204.92
100-5175-98-01	Liability (TML)/Workers' Comp	11,271.00		11,271.00	1,843.46	1,014.56		16.36	9,427.54
100-5180-98-01	TMRS Expense	175,177.00		175,177.00	45,179.83	19,448.93		25.79	129,997.17
100-5185-98-01	Long/Short Term Disability	2,385.00		2,385.00	516.31	181.22		21.65	1,868.69
100-5186-98-01	WELLE-Wellness Prog Reimb Empl	4,800.00		4,800.00	975.00	350.00		20.31	3,825.00
	Subtotal object - 05	1,680,818.00		1,680,818.00	428,220.77	182,149.88		25.48	1,252,597.23
100-5210-98-01	Office Supplies	2,500.00		2,500.00	466.65	143.06		18.67	2,033.35
100-5220-98-01	Office Equipment	2,500.00		2,500.00				-	2,500.00
100-5230-98-01	Dues,Fees,& Subscriptions	2,000.00		2,000.00	(72.00)	40.00		(3.60)	2,072.00
100-5240-98-01	Postage and Delivery	200.00		200.00	17.95	9.20		8.98	182.05
100-5280-98-01	Printing and Reproduction	300.00		300.00	58.14	58.14		19.38	241.86
100-5290-98-01	Other Charges and Services				30.78			-	(30.78)
	Subtotal object - 05	7,500.00		7,500.00	501.52	250.40		6.69	6,998.48
100-5330-98-01	Copier Expense	2,000.00		2,000.00		284.08		-	2,000.00
100-5350-98-01	Vehicle Expense	2,000.00		2,000.00	613.80	145.77		30.69	1,386.20
100-5352-98-01	Fuel	1,800.00		1,800.00	303.39	164.17		16.86	1,496.61
	Subtotal object - 05	5,800.00		5,800.00	917.19	594.02		15.81	4,882.81
100-5400-98-01	Uniform Expense	2,600.00		2,600.00	229.98			8.85	2,370.02
100-5410-98-01	Professional Services	144,329.00	13,566.98	157,895.98	4,769.75		13,566.98	3.02	139,559.25
100-5410-98-01-1831-ST	First/BNSF RR Overpass		4,352.50	4,352.50			16,304.83	-	(11,952.33)
100-5410-98-01-1832-ST	Prosper Trl/BNSF RR Overpass		5,397.49	5,397.49		909.00	6,714.49	-	(1,317.00)
100-5419-98-01	IT Licenses	5,500.00		5,500.00	431.20	431.20		7.84	5,068.80
100-5430-98-01	Legal Fees	12,000.00		12,000.00	4,123.00	4,123.00		34.36	7,877.00
100-5435-98-01	Legal Notices/Filings	1,500.00		1,500.00	(10.00)	594.00		(0.67)	1,510.00
100-5480-98-01	Contracted Services	150,000.00		150,000.00	10,655.00	10,655.00	3,845.00	7.10	135,500.00
	Subtotal object - 05	315,929.00	23,316.97	339,245.97	20,198.93	16,712.20	40,431.30	5.95	278,615.74
100-5520-98-01	Telephones	2,000.00		2,000.00	227.99	227.99		11.40	1,772.01
100-5526-98-01	Data Network	2,520.00		2,520.00	104.97	104.97		4.17	2,415.03

Account Number	Description	Current Year Adopted Budget	Current Year Amendments	Current Year Amended Budget	Current YTD Actual	Current Month Actual	Encumbrances	Percent YTD %	Current Remaining Budget
100-5530-98-01	Travel	780.00		780.00				-	780.00
100-5533-98-01	Mileage Expense	1,200.00		1,200.00				-	1,200.00
100-5536-98-01	Training/Seminars	6,400.00		6,400.00	1,017.00	40.00		15.89	5,383.00
	Subtotal object - 05	12,900.00		12,900.00	1,349.96	372.96		10.47	11,550.04
100-5620-98-01	Tools & Equipment	200.00		200.00	54.94			27.47	145.06
100-5630-98-01	Safety Equipment	200.00		200.00				-	200.00
	Subtotal object - 05	400.00		400.00	54.94			13.74	345.06
100-7145-98-01	Transfer to VERF	8,459.00		8,459.00	2,114.76	704.92		25.00	6,344.24
	Subtotal object - 07	8,459.00		8,459.00	2,114.76	704.92		25.00	6,344.24
Program number: 1	**ENGINEERING**	**2,031,806.00**	**23,316.97**	**2,055,122.97**	**453,358.07**	**200,784.38**	**40,431.30**	**22.06**	**1,561,333.60**
Department number: 98	**ENGINEERING**	**2,031,806.00**	**23,316.97**	**2,055,122.97**	**453,358.07**	**200,784.38**	**40,431.30**	**22.06**	**1,561,333.60**
	Expense Subtotal - - - - - -	**32,590,291.28**	**896,756.60**	**33,487,047.88**	**6,067,333.52**	**2,260,781.41**	**1,553,344.70**	**18.12**	**25,866,369.66**
Fund number: 100	**GENERAL**	**(108,108.72)**	**796,756.60**	**688,647.88**	**(10,252,612.54)**	**(9,343,776.52)**	**1,553,344.70**		**9,387,915.72**
Fund number: 120	**POLICE SPD**								
Program number: 1	**OPERATIONS**								
120-4120-20-01	Sales Taxes	(1,564,807.00)		(1,564,807.00)	(467,200.05)	(146,558.97)		29.86	(1,097,606.95)
	Subtotal object - 04	(1,564,807.00)		(1,564,807.00)	(467,200.05)	(146,558.97)		29.86	(1,097,606.95)
120-4610-20-01	Interest Income	(300.00)		(300.00)	(111.04)	(19.99)		37.01	(188.96)
	Subtotal object - 04	(300.00)		(300.00)	(111.04)	(19.99)		37.01	(188.96)
Program number: 1	OPERATIONS	(1,565,107.00)		(1,565,107.00)	(467,311.09)	(146,578.96)		29.86	(1,097,795.91)
Department number: 20	POLICE	(1,565,107.00)		(1,565,107.00)	(467,311.09)	(146,578.96)		29.86	(1,097,795.91)
	Revenue Subtotal - - - - - -	(1,565,107.00)		(1,565,107.00)	(467,311.09)	(146,578.96)		29.86	(1,097,795.91)
120-5110-20-01	Salaries & Wages	940,289.00		940,289.00	255,812.01	112,260.82		27.21	684,476.99
120-5115-20-01	Salaries - Overtime	65,000.00		65,000.00	17,057.94	4,071.57		26.24	47,942.06
120-5126-20-01	Salaries-Vacation Buy-Out	3,116.00		3,116.00	1,558.00			50.00	1,558.00
120-5127-20-01	Salaries-Certification Pay	16,200.00		16,200.00	3,452.18	1,509.18		21.31	12,747.82
120-5140-20-01	Salaries - Longevity Pay	4,280.00		4,280.00	4,205.00			98.25	75.00
120-5145-20-01	Social Security Expense	63,791.00		63,791.00	16,796.85	7,074.67		26.33	46,994.15
120-5150-20-01	Medicare Expense	14,919.00		14,919.00	3,928.30	1,654.56		26.33	10,990.70
120-5155-20-01	SUTA Expense	2,106.00		2,106.00				-	2,106.00
120-5160-20-01	Health Insurance	125,424.00		125,424.00	28,627.60	9,623.36		22.83	96,796.40
120-5162-20-01	HSA Expense	10,500.00		10,500.00				-	10,500.00
120-5165-20-01	Dental Insurance	5,692.00		5,692.00	1,393.89	470.30		24.49	4,298.11
120-5170-20-01	Life Insurance/AD&D	4,877.00		4,877.00	1,203.51	406.38		24.68	3,673.49
120-5175-20-01	Liability (TML) Workers' Comp	25,158.00		25,158.00	7,220.93	3,042.55		28.70	17,937.07
120-5180-20-01	TMRS Expense	141,369.00		141,369.00	38,230.56	15,967.84		27.04	103,138.44
120-5185-20-01	Long/Short Term Disability	1,787.00		1,787.00	380.03	117.92		21.27	1,406.97
120-5186-20-01	WELLE-Wellness Prog Reimb Empl	1,200.00		1,200.00	267.48	89.16		22.29	932.52
	Subtotal object - 05	1,425,708.00		1,425,708.00	380,134.28	156,288.31		26.66	1,045,573.72
Program number: 1	**OPERATIONS**	**1,425,708.00**		**1,425,708.00**	**380,134.28**	**156,288.31**		**26.66**	**1,045,573.72**
Department number: 20	**POLICE**	**1,425,708.00**		**1,425,708.00**	**380,134.28**	**156,288.31**		**26.66**	**1,045,573.72**
	Expense Subtotal - - - - - -	**1,425,708.00**		**1,425,708.00**	**380,134.28**	**156,288.31**		**26.66**	**1,045,573.72**
Fund number: 120	**POLICE SPD**	**(139,399.00)**		**(139,399.00)**	**(87,176.81)**	**9,709.35**		**62.54**	**(52,222.19)**
Fund number: 130	**FIRE SPD**								
Program number: 1	**OPERATIONS**								
130-4120-30-01	Sales Taxes	(1,564,807.00)		(1,564,807.00)	(466,622.27)	(146,330.44)		29.82	(1,098,184.73)
	Subtotal object - 04	(1,564,807.00)		(1,564,807.00)	(466,622.27)	(146,330.44)		29.82	(1,098,184.73)
Program number: 1	OPERATIONS	(1,564,807.00)		(1,564,807.00)	(466,622.27)	(146,330.44)		29.82	(1,098,184.73)
Department number: 30	FIRE	(1,564,807.00)		(1,564,807.00)	(466,622.27)	(146,330.44)		29.82	(1,098,184.73)
	Revenue Subtotal - - - - - -	(1,564,807.00)		(1,564,807.00)	(466,622.27)	(146,330.44)		29.82	(1,098,184.73)
130-5110-30-01	Salaries & Wages	921,680.00		921,680.00	241,756.88	105,491.16		26.23	679,923.12
130-5115-30-01	Salaries - Overtime	140,000.00		140,000.00	50,431.36	22,243.25		36.02	89,568.64

Account Number	Description	Current Year Adopted Budget	Current Year Amendments	Current Year Amended Budget	Current YTD Actual	Current Month Actual	Encumbrances	Percent YTD %	Current Remaining Budget
130-5116-30-01	Salaries - FLSA Overtime				4,183.33	1,612.96		-	(4,183.33)
130-5127-30-01	Salaries-Certification Pay	11,580.00		11,580.00	3,272.32	1,446.93		28.26	8,307.68
130-5140-30-01	Salaries - Longevity Pay	2,805.00		2,805.00	2,795.00			99.64	10.00
130-5145-30-01	Social Security Expense	66,716.00		66,716.00	17,531.24	7,702.02		26.28	49,184.76
130-5150-30-01	Medicare Expense	15,603.00		15,603.00	4,100.08	1,801.30		26.28	11,502.92
130-5155-30-01	SUTA Expense	2,106.00		2,106.00				-	2,106.00
130-5160-30-01	Health Insurance	125,424.00		125,424.00	35,957.06	12,073.98		28.67	89,466.94
130-5162-30-01	HSA Expense	13,500.00		13,500.00				-	13,500.00
130-5165-30-01	Dental Insurance	5,813.00		5,813.00	1,418.37	478.46		24.40	4,394.63
130-5170-30-01	Life Insurance/AD&D	4,877.00		4,877.00	1,203.51	406.38		24.68	3,673.49
130-5175-30-01	Liability (TML) Workers' Comp	26,304.00		26,304.00	8,056.63	3,477.34		30.63	18,247.37
130-5180-30-01	TMRS Expense	147,852.00		147,852.00	41,096.84	17,759.28		27.80	106,755.16
130-5185-30-01	Long/Short Term Disability	1,752.00		1,752.00	369.14	129.97		21.07	1,382.86
130-5186-30-01	WELLE-Wellness Prog Reimb Empl	4,800.00		4,800.00	1,082.86	367.48		22.56	3,717.14
	Subtotal object - 05	1,490,812.00		1,490,812.00	413,254.62	174,990.51		27.72	1,077,557.38
Program number: 1	**OPERATIONS**	**1,490,812.00**		**1,490,812.00**	**413,254.62**	**174,990.51**		**27.72**	**1,077,557.38**
Department number: 30	**FIRE**	**1,490,812.00**		**1,490,812.00**	**413,254.62**	**174,990.51**		**27.72**	**1,077,557.38**
	Expense Subtotal - - - - - -	**1,490,812.00**		**1,490,812.00**	**413,254.62**	**174,990.51**		**27.72**	**1,077,557.38**
Fund number: 130	**FIRE SPD**	**(73,995.00)**		**(73,995.00)**	**(53,367.65)**	**28,660.07**		**72.12**	**(20,627.35)**
Fund number: 150	**TIRZ #1 - BLUE STAR**								
Department number: 10	**ADMINISTRATION**								
150-4015-10-00	Water Impact Fees				(19,868.00)	(19,868.00)		-	19,868.00
150-4020-10-00	Wastewater Impact Fees				(9,030.00)	(9,030.00)		-	9,030.00
150-4040-10-00	East Thoroughfare Impact Fees	(1,000,000.00)		(1,000,000.00)	(84,100.50)	(84,100.50)		8.41	(915,899.50)
	Subtotal object - 04	(1,000,000.00)		(1,000,000.00)	(112,998.50)	(112,998.50)		11.30	(887,001.50)
150-4110-10-00	Property Taxes (Town)	(554,473.00)		(554,473.00)				-	(554,473.00)
150-4111-10-00	Property Taxes (County)	(133,249.00)		(133,249.00)				-	(133,249.00)
150-4120-10-00	Sales Taxes (Town)	(562,344.00)		(562,344.00)	(142,470.10)	(46,622.73)		25.34	(419,873.90)
150-4121-10-00	Sales Taxes (PEDC)	(470,962.00)		(470,962.00)	(119,318.71)	(39,046.54)		25.34	(351,643.29)
	Subtotal object - 04	(1,721,028.00)		(1,721,028.00)	(261,788.81)	(85,669.27)		15.21	(1,459,239.19)
150-4610-10-00	Interest Income	(2,000.00)		(2,000.00)	(475.25)	(84.51)		23.76	(1,524.75)
	Subtotal object - 04	(2,000.00)		(2,000.00)	(475.25)	(84.51)		23.76	(1,524.75)
Program number:	DEFAULT PROGRAM	(2,723,028.00)		(2,723,028.00)	(375,262.56)	(198,752.28)		13.78	(2,347,765.44)
Department number: 10	ADMINISTRATION	(2,723,028.00)		(2,723,028.00)	(375,262.56)	(198,752.28)		13.78	(2,347,765.44)
	Revenue Subtotal - - - - - -	(2,723,028.00)		(2,723,028.00)	(375,262.56)	(198,752.28)		13.78	(2,347,765.44)
150-5810-10-00	Thoro Impact Fee Rebate	1,000,000.00		1,000,000.00				-	1,000,000.00
150-5815-10-00	Town Sales Tax Rebate	564,344.00		564,344.00				-	564,344.00
150-5816-10-00	PEDC Sales Tax Rebate	470,962.00		470,962.00				-	470,962.00
150-5820-10-00	Town Ad Valorem Tax Rebate	554,473.00		554,473.00				-	554,473.00
150-5821-10-00	County Ad Valorem Tax Rebate	133,249.00		133,249.00				-	133,249.00
	Subtotal object - 05	2,723,028.00		2,723,028.00				-	2,723,028.00
Program number:	**DEFAULT PROGRAM**	**2,723,028.00**		**2,723,028.00**				**-**	**2,723,028.00**
Department number: 10	**ADMINISTRATION**	**2,723,028.00**		**2,723,028.00**				**-**	**2,723,028.00**
	Expense Subtotal - - - - - -	**2,723,028.00**		**2,723,028.00**				**-**	**2,723,028.00**
Fund number: 150	**TIRZ #1 - BLUE STAR**				**(375,262.56)**	**(198,752.28)**		**-**	**375,262.56**
Fund number: 160	**TIRZ #2 - MATTHEWS SOUTHWEST**								
Department number: 10	**ADMINISTRATION**								
160-4110-10-00	Property Taxes (Town)	(10,350.00)		(10,350.00)				-	(10,350.00)
160-4111-10-00	Property Taxes (County)	(2,487.00)		(2,487.00)				-	(2,487.00)
160-4120-10-00	Sales Taxes (Town)	(10.00)		(10.00)				-	(10.00)
160-4121-10-00	Sales Taxes (PEDC)	(10.00)		(10.00)				-	(10.00)
	Subtotal object - 04	(12,857.00)		(12,857.00)				-	(12,857.00)

Account Number	Description	Current Year Adopted Budget	Current Year Amendments	Current Year Amended Budget	Current YTD Actual	Current Month Actual	Encumbrances	Percent YTD %	Current Remaining Budget
160-4610-10-00	Interest Income	(150.00)		(150.00)	(55.71)	(5.40)		37.14	(94.29)
	Subtotal object - 04	(150.00)		(150.00)	(55.71)	(5.40)		37.14	(94.29)
Program number:	DEFAULT PROGRAM	(13,007.00)		(13,007.00)	(55.71)	(5.40)		0.43	(12,951.29)
Department number: 10	ADMINISTRATION	(13,007.00)		(13,007.00)	(55.71)	(5.40)		0.43	(12,951.29)
	Revenue Subtotal - - - - - -	(13,007.00)		(13,007.00)	(55.71)	(5.40)		0.43	(12,951.29)
160-5815-10-00	Town Sales Tax Rebate	160.00		160.00				-	160.00
160-5816-10-00	PEDC Sales Tax Rebate	10.00		10.00				-	10.00
160-5820-10-00	Town Ad Valorem Tax Rebate	10,350.00		10,350.00				-	10,350.00
160-5821-10-00	County Ad Valorem Tax Rebate	2,487.00		2,487.00				-	2,487.00
	Subtotal object - 05	13,007.00		13,007.00				-	13,007.00
Program number:	**DEFAULT PROGRAM**	**13,007.00**		**13,007.00**				**-**	**13,007.00**
Department number: 10	**ADMINISTRATION**	**13,007.00**		**13,007.00**				**-**	**13,007.00**
	Expense Subtotal - - - - - -	**13,007.00**		**13,007.00**				**-**	**13,007.00**
Fund number: 160	**TIRZ #2 - MATTHEWS SOUTHWEST**				**(55.71)**	**(5.40)**		**-**	**55.71**
Fund number: 200	**WATER/SEWER**								
200-4000-10-08	W/S Service Initiation	(94,700.00)		(94,700.00)	(29,450.00)	(9,500.00)		31.10	(65,250.00)
200-4007-10-08	Sanitation	(1,527,500.00)		(1,527,500.00)	(386,012.23)	(129,536.23)		25.27	(1,141,487.77)
200-4009-10-08	Late Fee-W/S	(112,000.00)		(112,000.00)				-	(112,000.00)
	Subtotal object - 04	(1,734,200.00)		(1,734,200.00)	(415,462.23)	(139,036.23)		23.96	(1,318,737.77)
Program number: 8	UTILITY BILLING	(1,734,200.00)		(1,734,200.00)	(415,462.23)	(139,036.23)		23.96	(1,318,737.77)
200-4200-10-99	T-Mobile Fees	(74,400.00)		(74,400.00)	(18,600.18)	(6,200.06)		25.00	(55,799.82)
200-4201-10-99	Tierone Converged Network	(22,776.00)		(22,776.00)	(3,796.00)			16.67	(18,980.00)
200-4205-10-99	Rise Broadband	(13,680.00)		(13,680.00)	(3,421.98)	(1,140.66)		25.01	(10,258.02)
200-4206-10-99	Verizon Antennae Lease	(66,805.00)		(66,805.00)	(40,851.25)	(2,883.75)		61.15	(25,953.75)
	Subtotal object - 04	(177,661.00)		(177,661.00)	(66,669.41)	(10,224.47)		37.53	(110,991.59)
Program number: 99	NON-DEPARTMENTAL	(177,661.00)		(177,661.00)	(66,669.41)	(10,224.47)		37.53	(110,991.59)
Department number: 10	ADMINISTRATION	(1,911,861.00)		(1,911,861.00)	(482,131.64)	(149,260.70)		25.22	(1,429,729.36)
200-4005-50-02	Water Revenue	(13,403,322.00)		(13,403,322.00)	(3,396,513.74)	(802,731.56)		25.34	(10,006,808.26)
200-4010-50-02	Connection Tap & Construction	(800,000.00)		(800,000.00)	(376,150.00)	(117,450.00)		47.02	(423,850.00)
200-4012-50-02	Saturday Inspection Fee	(5,000.00)		(5,000.00)	(2,250.00)	(450.00)		45.00	(2,750.00)
200-4018-50-02	Internet Cr. Card Fees	(90,000.00)		(90,000.00)	(27,756.52)	(8,183.68)		30.84	(62,243.48)
200-4019-50-02	Cr. Card Pmt Fees	(25,000.00)		(25,000.00)	(10,547.70)	(3,214.01)		42.19	(14,452.30)
200-4060-50-02	NSF Fees	(1,500.00)		(1,500.00)	(500.00)	(25.00)		33.33	(1,000.00)
	Subtotal object - 04	(14,324,822.00)		(14,324,822.00)	(3,813,717.96)	(932,054.25)		26.62	(10,511,104.04)
200-4243-50-02	Backflow Prevention Inspection	(51,000.00)		(51,000.00)	(16,125.00)	(5,075.00)		31.62	(34,875.00)
	Subtotal object - 04	(51,000.00)		(51,000.00)	(16,125.00)	(5,075.00)		31.62	(34,875.00)
200-4610-50-02	Interest Income	(55,000.00)		(55,000.00)	(15,025.23)	(1,416.14)		27.32	(39,974.77)
	Subtotal object - 04	(55,000.00)		(55,000.00)	(15,025.23)	(1,416.14)		27.32	(39,974.77)
200-4910-50-02	Other Revenue	(150,000.00)		(150,000.00)	(58,803.88)	(19,739.56)		39.20	(91,196.12)
200-4930-50-02	Insurance Proceeds				(2,544.41)			-	2,544.41
	Subtotal object - 04	(150,000.00)		(150,000.00)	(61,348.29)	(19,739.56)		40.90	(88,651.71)
Program number: 2	WATER	(14,580,822.00)		(14,580,822.00)	(3,906,216.48)	(958,284.95)		26.79	(10,674,605.52)
200-4006-50-03	Sewer	(7,712,010.00)		(7,712,010.00)	(1,846,646.40)	(602,270.05)		23.95	(5,865,363.60)
200-4010-50-03	Connection Tap & Construction	(300,000.00)		(300,000.00)	(161,325.00)	(51,125.00)		53.78	(138,675.00)
	Subtotal object - 04	(8,012,010.00)		(8,012,010.00)	(2,007,971.40)	(653,395.05)		25.06	(6,004,038.60)
Program number: 3	WASTEWATER	(8,012,010.00)		(8,012,010.00)	(2,007,971.40)	(653,395.05)		25.06	(6,004,038.60)
Department number: 50	PUBLIC WORKS	(22,592,832.00)		(22,592,832.00)	(5,914,187.88)	(1,611,680.00)		26.18	(16,678,644.12)
	Revenue Subtotal - - - - - -	**(24,504,693.00)**		**(24,504,693.00)**	**(6,396,319.52)**	**(1,760,940.70)**		**26.10**	**(18,108,373.48)**
Program number: 8	**UTILITY BILLING**								
200-5110-10-08	Salaries & Wages	196,457.00		196,457.00	52,965.97	22,696.36		26.96	143,491.03
200-5115-10-08	Salaries - Overtime	3,500.00		3,500.00	124.91	81.14		3.57	3,375.09
200-5140-10-08	Salaries - Longevity Pay	1,020.00		1,020.00	1,015.00			99.51	5.00

Account Number	Description	Current Year Adopted Budget	Current Year Amendments	Current Year Amended Budget	Current YTD Actual	Current Month Actual	Encumbrances	Percent YTD %	Current Remaining Budget
200-5143-10-08	Cell Phone Allowance	1,440.00		1,440.00	180.00	60.00		12.50	1,260.00
200-5145-10-08	Social Security Expense	12,550.00		12,550.00	3,251.82	1,377.95		25.91	9,298.18
200-5150-10-08	Medicare Expense	2,936.00		2,936.00	760.54	322.29		25.90	2,175.46
200-5155-10-08	SUTA Expense	648.00		648.00				-	648.00
200-5160-10-08	Health Insurance	38,592.00		38,592.00	6,778.80	2,259.60		17.57	31,813.20
200-5162-10-08	HSA Expense	2,250.00		2,250.00				-	2,250.00
200-5165-10-08	Dental Insurance	1,759.00		1,759.00	415.98	138.66		23.65	1,343.02
200-5170-10-08	Life Insurance/AD&D	451.00		451.00	112.50	37.50		24.95	338.50
200-5175-10-08	Liability (TML)/Workers' Comp	538.00		538.00	146.70	61.67		27.27	391.30
200-5180-10-08	TMRS Expense	27,332.00		27,332.00	7,362.14	3,096.13		26.94	19,969.86
200-5185-10-08	Long/Short Term Disability	374.00		374.00	86.21	28.73		23.05	287.79
200-5186-10-08	WELLE-Wellness Prog Reimb-Empl	1,200.00		1,200.00	267.48	89.16		22.29	932.52
	Subtotal object - 05	291,047.00		291,047.00	73,468.05	30,249.19		25.24	217,578.95
200-5210-10-08	Office Supplies	3,100.00		3,100.00	570.80	41.26		18.41	2,529.20
200-5220-10-08	Office Equipment	7,500.00		7,500.00	164.75	164.75		2.20	7,335.25
200-5230-10-08	Dues,Fees,& Subscriptions	100.00		100.00				-	100.00
200-5240-10-08	Postage and Delivery	56,300.00		56,300.00	13,975.96	9,318.64		24.82	42,324.04
200-5280-10-08	Printing and Reproduction	4,860.00		4,860.00				-	4,860.00
200-5290-10-08	Other Charges and Services	600.00		600.00	380.28	380.28		63.38	219.72
	Subtotal object - 05	72,460.00		72,460.00	15,091.79	9,904.93		20.83	57,368.21
200-5330-10-08	Copier Expense	2,700.00		2,700.00		255.56		-	2,700.00
	Subtotal object - 05	2,700.00		2,700.00		255.56		-	2,700.00
200-5400-10-08	Uniform Expense	225.00		225.00	217.80			96.80	7.20
200-5418-10-08	IT Fees	14,270.00		14,270.00	345.48	272.98		2.42	13,924.52
200-5419-10-08	IT Licenses	10,300.00	16,400.00	26,700.00			16,400.00	-	10,300.00
200-5430-10-08	Legal Fees	1,000.00		1,000.00				-	1,000.00
200-5470-10-08	Trash Collection	1,527,500.00		1,527,500.00	260,132.50	131,475.38		17.03	1,267,367.50
200-5475-10-08	CREDIT CARD FEES	136,000.00		136,000.00	45,003.47	13,588.79		33.09	90,996.53
200-5479-10-08	Household Haz. Waste Disposal	7,800.00		7,800.00	500.00	500.00		6.41	7,300.00
200-5480-10-08	Contracted Services	18,684.00	38,500.00	57,184.00	5,276.00	11,750.00	28,000.00	9.23	23,908.00
	Subtotal object - 05	1,715,779.00	54,900.00	1,770,679.00	311,475.25	157,587.15	44,400.00	17.59	1,414,803.75
200-5530-10-08	Travel	694.00		694.00				-	694.00
200-5533-10-08	Mileage Expense	265.00		265.00				-	265.00
200-5536-10-08	Training/Seminars	2,390.00		2,390.00				-	2,390.00
	Subtotal object - 05	3,349.00		3,349.00				-	3,349.00
200-5600-10-08	Special Events	900.00		900.00				-	900.00
	Subtotal object - 05	900.00		900.00				-	900.00
200-7145-10-08	Transfer to VERF	281.00		281.00	70.26	23.42		25.00	210.74
200-7147-10-08	Transfer to GF	44,701.00		44,701.00	11,175.24	3,725.08		25.00	33,525.76
	Subtotal object - 07	44,982.00		44,982.00	11,245.50	3,748.50		25.00	33,736.50
Program number: 8	**UTILITY BILLING**	**2,131,217.00**	**54,900.00**	**2,186,117.00**	**411,280.59**	**201,745.33**	**44,400.00**	**18.81**	**1,730,436.41**
Program number: 99	**NON-DEPARTMENTAL**								
200-5110-10-99	Salaries & Wages	(58,146.00)		(58,146.00)				-	(58,146.00)
200-5176-10-99	TML-Prop & Liab Insurance	95,000.00		95,000.00	85,370.99	85,370.99		89.86	9,629.01
	Subtotal object - 05	36,854.00		36,854.00	85,370.99	85,370.99		231.65	(48,516.99)
200-5295-10-99	General Fund Franchise Fee	362,075.00		362,075.00	90,518.76	30,172.92		25.00	271,556.24
	Subtotal object - 05	362,075.00		362,075.00	90,518.76	30,172.92		25.00	271,556.24
200-5410-10-99	Professional Services	25,000.00		25,000.00				-	25,000.00
200-5415-10-99	Tuition Reimbursement	500.00		500.00				-	500.00
	Subtotal object - 05	25,500.00		25,500.00				-	25,500.00
200-5930-10-99	Damage Claims Expense	10,000.00		10,000.00				-	10,000.00
	Subtotal object - 05	10,000.00		10,000.00				-	10,000.00

Account Number	Description	Current Year Adopted Budget	Current Year Amendments	Current Year Amended Budget	Current YTD Actual	Current Month Actual	Encumbrances	Percent YTD %	Current Remaining Budget
200-6186-10-99	2013 Bond Payment	230,000.00		230,000.00				-	230,000.00
200-6193-10-99	2012 CO Bond Payment	302,950.00		302,950.00				-	302,950.00
	Subtotal object - 06	532,950.00		532,950.00				-	532,950.00
200-6201-10-99	2014 GO Bond Payment	395,000.00		395,000.00				-	395,000.00
200-6202-10-99	2014 CO Bond Payment	530,000.00		530,000.00				-	530,000.00
200-6203-10-99	2015 GO Debt payment	336,300.00		336,300.00				-	336,300.00
200-6205-10-99	2016 GO Bond Payment	69,500.00		69,500.00				-	69,500.00
200-6210-10-99	2018 CO Bond Payment	345,000.00		345,000.00				-	345,000.00
200-6211-10-99	2019 CO Debt Payment	123,823.00		123,823.00				-	123,823.00
200-6299-10-99	Bond Interest Expense	1,368,696.00		1,368,696.00				-	1,368,696.00
	Subtotal object - 06	3,168,319.00		3,168,319.00				-	3,168,319.00
200-7000-10-99	Contingency	50,000.00	20,355.00	70,355.00	4,770.00	25.00	20,355.00	6.78	45,230.00
	Subtotal object - 07	50,000.00	20,355.00	70,355.00	4,770.00	25.00	20,355.00	6.78	45,230.00
Program number: 99	**NON-DEPARTMENTAL**	**4,185,698.00**	**20,355.00**	**4,206,053.00**	**180,659.75**	**115,568.91**	**20,355.00**	**4.30**	**4,005,038.25**
Department number: 10	**ADMINISTRATION**	**6,316,915.00**	**75,255.00**	**6,392,170.00**	**591,940.34**	**317,314.24**	**64,755.00**	**9.26**	**5,735,474.66**
Program number: 2	**WATER**								
200-5110-50-02	Salaries & Wages	1,364,887.00		1,364,887.00	318,930.81	141,241.00		23.37	1,045,956.19
200-5115-50-02	Salaries - Overtime	68,400.00		68,400.00	12,608.58	3,448.85		18.43	55,791.42
200-5126-50-02	Salaries-Vacation Buy-Out				971.20			-	(971.20)
200-5140-50-02	Salaries - Longevity Pay	6,865.00		6,865.00	6,240.00			90.90	625.00
200-5143-50-02	Cell Phone Allowance	720.00		720.00	360.00	120.00		50.00	360.00
200-5145-50-02	Social Security Expense	87,474.00		87,474.00	19,136.12	7,969.31		21.88	68,337.88
200-5150-50-02	Medicare Expense	20,458.00		20,458.00	4,603.08	1,991.49		22.50	15,854.92
200-5155-50-02	SUTA Expense	4,212.00		4,212.00	398.25	191.01		9.46	3,813.75
200-5160-50-02	Health Insurance	236,574.00		236,574.00	48,349.82	17,223.58		20.44	188,224.18
200-5162-50-02	HSA Expense	16,500.00		16,500.00				-	16,500.00
200-5165-50-02	Dental Insurance	11,056.00		11,056.00	2,311.66	830.74		20.91	8,744.34
200-5170-50-02	Life Insurance/AD&D	2,902.00		2,902.00	604.82	217.24		20.84	2,297.18
200-5175-50-02	Liability (TML)/Workers' Comp	40,534.00		40,534.00	9,886.53	4,259.02		24.39	30,647.47
200-5180-50-02	TMRS Expense	193,717.00		193,717.00	46,016.12	19,640.79		23.75	147,700.88
200-5185-50-02	Long/Short Term Disability	2,594.00		2,594.00	493.97	171.97		19.04	2,100.03
200-5186-50-02	WELLE-Wellness Prog Reimb-Empl	7,500.00		7,500.00	1,102.44	367.48		14.70	6,397.56
	Subtotal object - 05	2,064,393.00		2,064,393.00	472,013.40	197,672.48		22.87	1,592,379.60
200-5210-50-02	Office Supplies	3,200.00		3,200.00	418.78	418.78		13.09	2,781.22
200-5212-50-02	Building Supplies	3,800.00		3,800.00	1,976.81	423.09		52.02	1,823.19
200-5220-50-02	Office Equipment	2,350.00		2,350.00	3,913.64	3,913.64		166.54	(1,563.64)
200-5230-50-02	Dues,Fees,& Subscriptions	25,000.00		25,000.00	23,990.00	23,579.25		95.96	1,010.00
200-5240-50-02	Postage and Delivery	200.00		200.00	121.63	17.15		60.82	78.37
200-5260-50-02	Advertising	240.00		240.00				-	240.00
200-5280-50-02	Printing and Reproduction	500.00		500.00				-	500.00
	Subtotal object - 05	35,290.00		35,290.00	30,420.86	28,351.91		86.20	4,869.14
200-5310-50-02	Rental Expense	20,000.00		20,000.00	2,576.49	506.02		12.88	17,423.51
200-5320-50-02	Repairs & Maintenance	1,300.00		1,300.00				-	1,300.00
200-5330-50-02	Copier Expense	1,000.00		1,000.00		190.69		-	1,000.00
200-5340-50-02	Building Repairs	5,000.00		5,000.00	40.17	40.17		0.80	4,959.83
200-5350-50-02	Vehicle Expense	25,794.00		25,794.00	3,046.53	374.01		11.81	22,747.47
200-5351-50-02	Equipment Expense/Repair	11,700.00		11,700.00	3,623.74	1,716.27		30.97	8,076.26
200-5352-50-02	Fuel	27,100.00		27,100.00	4,002.61	1,988.08		14.77	23,097.39
200-5353-50-02	Oil/Grease/Inspections	1,180.00		1,180.00				-	1,180.00
	Subtotal object - 05	93,074.00		93,074.00	13,289.54	4,815.24		14.28	79,784.46
200-5400-50-02	Uniform Expense	19,650.00		19,650.00	6,334.58	2,576.18		32.24	13,315.42
200-5410-50-02	Professional Services	130,000.00		130,000.00				-	130,000.00

Account Number	Description	Current Year Adopted Budget	Current Year Amendments	Current Year Amended Budget	Current YTD Actual	Current Month Actual	Encumbrances	Percent YTD %	Current Remaining Budget
200-5419-50-02	IT Licenses	42,240.00		42,240.00		7,624.00		-	42,240.00
200-5430-50-02	Legal Fees	500.00		500.00	361.00	57.00		72.20	139.00
200-5480-50-02	Contracted Services	255,040.00	10,732.50	265,772.50	17,620.02	6,762.33	35,007.00	6.63	213,145.48
	Subtotal object - 05	447,430.00	10,732.50	458,162.50	24,315.60	17,019.51	35,007.00	5.31	398,839.90
200-5520-50-02	Telephones	10,720.00		10,720.00	702.08	692.09		6.55	10,017.92
200-5523-50-02	Water/Sewer Charges	6,100.00		6,100.00	800.87	258.68		13.13	5,299.13
200-5524-50-02	Gas	2,000.00		2,000.00				-	2,000.00
200-5525-50-02	Electricity	331,800.00		331,800.00	38,583.20	411.74		11.63	293,216.80
200-5526-50-02	Data Network	5,000.00		5,000.00	1,716.52	6,896.52		34.33	3,283.48
200-5530-50-02	Travel	460.00		460.00				-	460.00
200-5533-50-02	Mileage Expense	100.00		100.00				-	100.00
200-5536-50-02	Training/Seminars	25,300.00		25,300.00	2,839.75	2,809.80		11.22	22,460.25
200-5540-50-02	Water Testing	13,300.00		13,300.00				-	13,300.00
200-5545-50-02	Meter Purchases	1,020,150.00	94,441.30	1,114,591.30	287,174.58	276,568.94	317,250.61	25.77	510,166.11
200-5550-50-02	Water Purchases	6,681,709.00		6,681,709.00	1,692,459.92	564,154.00		25.33	4,989,249.08
	Subtotal object - 05	8,096,639.00	94,441.30	8,191,080.30	2,024,276.92	851,791.77	317,250.61	24.71	5,849,552.77
200-5600-50-02	Special Events	8,000.00		8,000.00				-	8,000.00
200-5620-50-02	Tools & Equipment	19,250.00		19,250.00	2,490.96	795.70	5,250.00	12.94	11,509.04
200-5630-50-02	Safety Equipment	13,500.00		13,500.00	672.13	172.15		4.98	12,827.87
200-5640-50-02	Signs & Hardware	250.00		250.00	158.38			63.35	91.62
200-5650-50-02	Maintenance Materials	6,000.00		6,000.00	48.40			0.81	5,951.60
200-5660-50-02	Chemical Supplies	21,000.00		21,000.00	2,191.83	1,167.97		10.44	18,808.17
200-5670-50-02	System Improvements	68,724.00		68,724.00	21,068.70	7,509.61		30.66	47,655.30
	Subtotal object - 05	136,724.00		136,724.00	26,630.40	9,645.43	5,250.00	19.48	104,843.60
200-5930-50-02	Damage Claims Expense				3,044.41			-	(3,044.41)
	Subtotal object - 05				3,044.41			-	(3,044.41)
200-6110-50-02	Capital Expenditure	16,000.00		16,000.00			11,008.25	-	4,991.75
200-6160-50-02	Capital Expense-Vehicles	35,256.00		35,256.00				-	35,256.00
	Subtotal object - 06	51,256.00		51,256.00			11,008.25	-	40,247.75
200-7145-50-02	Transfer to VERF	171,421.00		171,421.00	42,855.24	14,285.08		25.00	128,565.76
200-7147-50-02	Transfer to GF	704,319.00		704,319.00	176,079.75	58,693.25		25.00	528,239.25
	Subtotal object - 07	875,740.00		875,740.00	218,934.99	72,978.33		25.00	656,805.01
Program number: 2	**WATER**	**11,800,546.00**	**105,173.80**	**11,905,719.80**	**2,812,926.12**	**1,182,274.67**	**368,515.86**	**23.63**	**8,724,277.82**
Program number: 3	**WASTEWATER**								
200-5110-50-03	Salaries & Wages	622,570.00		622,570.00	128,923.25	54,488.00		20.71	493,646.75
200-5115-50-03	Salaries - Overtime	30,700.00		30,700.00	6,885.93	2,573.80		22.43	23,814.07
200-5126-50-03	Salaries-Vacation Buy-Out	2,413.00		2,413.00	1,206.40			50.00	1,206.60
200-5140-50-03	Salaries - Longevity Pay	2,020.00		2,020.00	1,660.00			82.18	360.00
200-5143-50-03	Cell Phone Allowance	720.00		720.00				-	720.00
200-5145-50-03	Social Security Expense	40,512.00		40,512.00	8,171.60	3,439.85		20.17	32,340.40
200-5150-50-03	Medicare Expense	9,475.00		9,475.00	1,911.09	804.48		20.17	7,563.91
200-5155-50-03	SUTA Expense	2,106.00		2,106.00	41.93	41.93		1.99	2,064.07
200-5160-50-03	Health Insurance	123,111.00		123,111.00	18,357.04	5,633.08		14.91	104,753.96
200-5162-50-03	HSA Expense	9,750.00		9,750.00				-	9,750.00
200-5165-50-03	Dental Insurance	5,660.00		5,660.00	953.31	303.19		16.84	4,706.69
200-5170-50-03	Life Insurance/AD&D	1,612.00		1,612.00	309.54	103.18		19.20	1,302.46
200-5175-50-03	Liability (TML)/Workers' Comp	18,405.00		18,405.00	4,209.23	1,736.03		22.87	14,195.77
200-5180-50-03	TMRS Expense	89,721.00		89,721.00	18,812.88	7,738.23		20.97	70,908.12
200-5185-50-03	Long/Short Term Disability	1,183.00		1,183.00	201.30	69.98		17.02	981.70
200-5186-50-03	WELLE-Wellness Prog Reimb-Empl	2,250.00		2,250.00	267.48	89.16		11.89	1,982.52
	Subtotal object - 05	962,208.00		962,208.00	191,910.98	77,020.91		19.95	770,297.02
200-5210-50-03	Office Supplies	2,400.00		2,400.00	73.58	73.58		3.07	2,326.42

Account Number	Description	Current Year Adopted Budget	Current Year Amendments	Current Year Amended Budget	Current YTD Actual	Current Month Actual	Encumbrances	Percent YTD %	Current Remaining Budget
200-5212-50-03	Building Supplies	1,400.00		1,400.00				-	1,400.00
200-5220-50-03	Office Equipment	1,000.00		1,000.00				-	1,000.00
200-5230-50-03	Dues,Fees,& Subscriptions	19,800.00		19,800.00	113.75			0.57	19,686.25
200-5240-50-03	Postage and Delivery	100.00		100.00				-	100.00
200-5280-50-03	Printing and Reproduction	300.00		300.00				-	300.00
	Subtotal object - 05	25,000.00		25,000.00	187.33	73.58		0.75	24,812.67
200-5310-50-03	Rental Expense	41,000.00		41,000.00				-	41,000.00
200-5340-50-03	Building Repairs	1,200.00		1,200.00				-	1,200.00
200-5350-50-03	Vehicle Expense	21,000.00		21,000.00	2,604.06	2,626.63		12.40	18,395.94
200-5351-50-03	Equipment Expense/Repair	10,000.00		10,000.00	2,111.32			21.11	7,888.68
200-5352-50-03	Fuel	16,000.00		16,000.00	2,277.27	1,141.48		14.23	13,722.73
200-5353-50-03	Oil/Grease/Inspections	1,000.00		1,000.00				-	1,000.00
	Subtotal object - 05	90,200.00		90,200.00	6,992.65	3,768.11		7.75	83,207.35
200-5400-50-03	Uniform Expense	12,850.00		12,850.00	4,433.30	2,056.69		34.50	8,416.70
200-5410-50-03	Professional Services						8,997.50	-	(8,997.50)
200-5419-50-03	IT Licenses	16,095.00		16,095.00			2,620.62	-	13,474.38
200-5430-50-03	Legal Fees	300.00		300.00				-	300.00
200-5480-50-03	Contracted Services	325,700.00	3,813.50	329,513.50	73.00	73.00		0.02	329,440.50
	Subtotal object - 05	354,945.00	3,813.50	358,758.50	4,506.30	2,129.69	11,618.12	1.26	342,634.08
200-5520-50-03	Telephones	3,800.00		3,800.00	250.54	250.54		6.59	3,549.46
200-5523-50-03	Water/Sewer Charges	1,000.00		1,000.00	160.53	52.93		16.05	839.47
200-5524-50-03	Gas	600.00		600.00	804.56	406.86		134.09	(204.56)
200-5525-50-03	Electricity	50,300.00		50,300.00	5,694.82	2,255.80		11.32	44,605.18
200-5526-50-03	Data Network	900.00		900.00	136.56	136.56		15.17	763.44
200-5530-50-03	Travel	200.00		200.00				-	200.00
200-5533-50-03	Mileage Expense	200.00		200.00				-	200.00
200-5536-50-03	Training/Seminars	13,200.00		13,200.00	1,565.00	440.00	905.00	11.86	10,730.00
200-5560-50-03	Sewer Management Fees	3,571,097.00		3,571,097.00	718,993.02	285,527.02		20.13	2,852,103.98
	Subtotal object - 05	3,641,297.00		3,641,297.00	727,605.03	289,069.71	905.00	19.98	2,912,786.97
200-5600-50-03	SPECIAL EVENTS	5,000.00		5,000.00				-	5,000.00
200-5620-50-03	Tools & Equipment	9,000.00		9,000.00	3,854.94	439.61		42.83	5,145.06
200-5630-50-03	Safety Equipment	11,500.00		11,500.00	180.00	180.00		1.57	11,320.00
200-5650-50-03	Maintenance Materials	10,000.00		10,000.00	40.41	19.80		0.40	9,959.59
200-5660-50-03	Chemical Supplies	123,000.00		123,000.00			49,459.20	-	73,540.80
200-5670-50-03	System Improvements	140,000.00		140,000.00	4,781.17	2,211.90		3.42	135,218.83
200-5680-50-03	Lift Station Expense	100,000.00		100,000.00	28,415.00	28,415.00	15,347.00	28.42	56,238.00
	Subtotal object - 05	398,500.00		398,500.00	37,271.52	31,266.31	64,806.20	9.35	296,422.28
200-6110-50-03	CAPITAL EXPENDITURE	50,000.00		50,000.00				-	50,000.00
200-6140-50-03	Capital Expense-Equipment	37,850.00		37,850.00			34,585.62	-	3,264.38
	Subtotal object - 06	87,850.00		87,850.00			34,585.62	-	53,264.38
200-7145-50-03	Transfer to VERF	94,439.00		94,439.00	23,609.76	7,869.92		25.00	70,829.24
200-7147-50-03	Transfer to GF	223,957.00		223,957.00	55,989.24	18,663.08		25.00	167,967.76
	Subtotal object - 07	318,396.00		318,396.00	79,599.00	26,533.00		25.00	238,797.00
Program number: 3	**WASTEWATER**	**5,878,396.00**	**3,813.50**	**5,882,209.50**	**1,048,072.81**	**429,861.31**	**111,914.94**	**17.82**	**4,722,221.75**
Program number: 98	**CONSTRUCTION INSPECTIONS**								
200-5110-50-98	Salaries & Wages	228,680.00		228,680.00	48,191.40	21,799.60		21.07	180,488.60
200-5115-50-98	Salaries - Overtime	15,000.00		15,000.00	4,134.49	1,059.29		27.56	10,865.51
200-5140-50-98	Salaries - Longevity	585.00		585.00	540.00			92.31	45.00
200-5145-50-98	Social Security Expense	15,145.00		15,145.00	3,050.80	1,341.63		20.14	12,094.20
200-5150-50-98	Medicare Expense	3,542.00		3,542.00	713.49	313.77		20.14	2,828.51
200-5155-50-98	SUTA Expense	648.00		648.00				-	648.00
200-5160-50-98	Health Insurance	38,592.00		38,592.00	7,427.10	2,475.70		19.25	31,164.90

Account Number	Description	Current Year Adopted Budget	Current Year Amendments	Current Year Amended Budget	Current YTD Actual	Current Month Actual	Encumbrances	Percent YTD %	Current Remaining Budget
200-5165-50-98	Dental Insurance	1,783.00		1,783.00	334.62	111.54		18.77	1,448.38
200-5170-50-98	Life Insurance/ADD	451.00		451.00	84.42	28.14		18.72	366.58
200-5175-50-98	Liability (TML)/Workers Comp	7,738.00		7,738.00	662.62	312.54		8.56	7,075.38
200-5180-50-98	TMRS Expense	33,562.00		33,562.00	7,198.67	3,108.64		21.45	26,363.33
200-5185-50-98	Long/Short Term Disability	435.00		435.00	75.51	25.36		17.36	359.49
200-5186-50-98	WELLE-Wellness Prog Reimb Empl	2,400.00		2,400.00	300.00	100.00		12.50	2,100.00
	Subtotal object - 05	348,561.00		348,561.00	72,713.12	30,676.21		20.86	275,847.88
200-5210-50-98	Office Supplies	400.00		400.00	182.60	155.44		45.65	217.40
200-5220-50-98	Office Equipment	1,000.00		1,000.00				-	1,000.00
200-5230-50-98	Dues, Fees, & Subscriptions	400.00		400.00				-	400.00
	Subtotal object - 05	1,800.00		1,800.00	182.60	155.44		10.14	1,617.40
200-5330-50-98	Copier Expense	720.00		720.00				-	720.00
200-5350-50-98	Vehicle Expense	3,500.00		3,500.00	1,592.87	1,048.10		45.51	1,907.13
200-5352-50-98	Fuel	5,600.00		5,600.00	544.59	233.30		9.73	5,055.41
200-5353-50-98	Oil/Grease/Inspections	100.00		100.00				-	100.00
	Subtotal object - 05	9,920.00		9,920.00	2,137.46	1,281.40		21.55	7,782.54
200-5400-50-98	Uniform Expense	3,200.00		3,200.00				-	3,200.00
200-5480-50-98	Contracted Services	25,000.00		25,000.00				-	25,000.00
	Subtotal object - 05	28,200.00		28,200.00				-	28,200.00
200-5520-50-98	Telephones	2,500.00		2,500.00	119.97	119.97		4.80	2,380.03
200-5526-50-98	Data Network	2,000.00		2,000.00	143.02	143.02		7.15	1,856.98
200-5530-50-98	Travel	200.00		200.00				-	200.00
200-5536-50-98	Training/Seminars	1,600.00		1,600.00				-	1,600.00
	Subtotal object - 05	6,300.00		6,300.00	262.99	262.99		4.17	6,037.01
200-5620-50-98	Tools & Equipment	1,000.00		1,000.00	40.36	40.36		4.04	959.64
200-5630-50-98	Safety Equipment	2,000.00		2,000.00				-	2,000.00
	Subtotal object - 05	3,000.00		3,000.00	40.36	40.36		1.35	2,959.64
200-7145-50-98	Transfer to VERF	15,250.00		15,250.00	3,812.49	1,270.83		25.00	11,437.51
	Subtotal object - 07	15,250.00		15,250.00	3,812.49	1,270.83		25.00	11,437.51
Program number: 98	**CONSTRUCTION INSPECTIONS**	**413,031.00**		**413,031.00**	**79,149.02**	**33,687.23**		**19.16**	**333,881.98**
Department number: 50	**PUBLIC WORKS**	**18,091,973.00**	**108,987.30**	**18,200,960.30**	**3,940,147.95**	**1,645,823.21**	**480,430.80**	**21.65**	**13,780,381.55**
	Expense Subtotal - - - - - -	**24,408,888.00**	**184,242.30**	**24,593,130.30**	**4,532,088.29**	**1,963,137.45**	**545,185.80**	**18.43**	**19,515,856.21**
Fund number: 200	**WATER/SEWER**	**(95,805.00)**	**184,242.30**	**88,437.30**	**(1,864,231.23)**	**202,196.75**	**545,185.80**		**1,407,482.73**
Fund number: 300	**INTEREST AND SINKING**								
300-4105-10-00	Property Taxes -Delinquent				(39,987.74)	(38,265.73)		-	39,987.74
300-4110-10-00	Property Taxes -Current	(7,549,503.00)		(7,549,503.00)	(4,753,095.64)	(4,150,259.38)		62.96	(2,796,407.36)
300-4115-10-00	Taxes -Penalties				(5,197.70)	(4,702.16)		-	5,197.70
	Subtotal object - 04	(7,549,503.00)		(7,549,503.00)	(4,798,281.08)	(4,193,227.27)		63.56	(2,751,221.92)
300-4610-10-00	Interest Income	(45,000.00)		(45,000.00)	(6,693.59)	(1,268.10)		14.88	(38,306.41)
	Subtotal object - 04	(45,000.00)		(45,000.00)	(6,693.59)	(1,268.10)		14.88	(38,306.41)
Program number:	DEFAULT PROGRAM	(7,594,503.00)		(7,594,503.00)	(4,804,974.67)	(4,194,495.37)		63.27	(2,789,528.33)
Department number: 10	ADMINISTRATION	(7,594,503.00)		(7,594,503.00)	(4,804,974.67)	(4,194,495.37)		63.27	(2,789,528.33)
	Revenue Subtotal - - - - - -	(7,594,503.00)		(7,594,503.00)	(4,804,974.67)	(4,194,495.37)		63.27	(2,789,528.33)
300-6186-10-00	2013 GO Ref Bond	170,000.00		170,000.00				-	170,000.00
300-6189-10-00	2012 GO TX Bond Payment	195,000.00		195,000.00				-	195,000.00
	Subtotal object - 06	365,000.00		365,000.00				-	365,000.00
300-6200-10-00	Bond Administrative Fees	20,000.00		20,000.00				-	20,000.00
300-6201-10-00	2014 GO Debt payment	285,000.00		285,000.00				-	285,000.00
300-6203-10-00	2015 GO Debt Payment	463,700.00		463,700.00				-	463,700.00
300-6204-10-00	2015 CO Debt Payment	440,000.00		440,000.00				-	440,000.00
300-6205-10-00	2016 GO Debt Payment	625,500.00		625,500.00				-	625,500.00
300-6206-10-00	2016 CO Debt Payment	55,000.00		55,000.00				-	55,000.00

Account Number	Description	Current Year Adopted Budget	Current Year Amendments	Current Year Amended Budget	Current YTD Actual	Current Month Actual	Encumbrances	Percent YTD %	Current Remaining Budget
300-6207-10-00	2017 CO Bond Payment	410,000.00		410,000.00				-	410,000.00
300-6209-10-00	2018 GO Bond Payment	135,000.00		135,000.00				-	135,000.00
300-6210-10-00	2018 CO Bond Payment	175,000.00		175,000.00				-	175,000.00
300-6211-10-00	2019 CO Debt Payment	366,177.00		366,177.00				-	366,177.00
300-6212-10-00	2019 GO Debt Payment	150,000.00		150,000.00				-	150,000.00
300-6213-10-00	2020 CO Debt Payment	805,000.00		805,000.00				-	805,000.00
300-6299-10-00	Bond Interest Expense	3,404,364.00		3,404,364.00				-	3,404,364.00
	Subtotal object - 06	7,334,741.00		7,334,741.00				-	7,334,741.00
Program number:	**DEFAULT PROGRAM**	**7,699,741.00**		**7,699,741.00**				**-**	**7,699,741.00**
Department number: 10	**ADMINISTRATION**	**7,699,741.00**		**7,699,741.00**				**-**	**7,699,741.00**
	Expense Subtotal - - - - - -	**7,699,741.00**		**7,699,741.00**				**-**	**7,699,741.00**
Fund number: 300	**INTEREST AND SINKING**	**105,238.00**		**105,238.00**	**(4,804,974.67)**	**(4,194,495.37)**			**4,910,212.67**
Fund number: 410	**VEHICLE/EQUIPMENT REPLACEMENT**								
410-4610-10-99	Interest	(20,000.00)		(20,000.00)	(8,293.53)	(617.37)		41.47	(11,706.47)
	Subtotal object - 04	(20,000.00)		(20,000.00)	(8,293.53)	(617.37)		41.47	(11,706.47)
410-4910-10-99	Other Reimbursements	(139,000.00)		(139,000.00)				-	(139,000.00)
410-4995-10-99	Transfer In	(1,478,505.00)		(1,478,505.00)	(369,626.25)	(123,208.75)		25.00	(1,108,878.75)
	Subtotal object - 04	(1,617,505.00)		(1,617,505.00)	(369,626.25)	(123,208.75)		22.85	(1,247,878.75)
Program number: 99	NON-DEPARTMENTAL	(1,637,505.00)		(1,637,505.00)	(377,919.78)	(123,826.12)		23.08	(1,259,585.22)
Department number: 10	ADMINISTRATION	(1,637,505.00)		(1,637,505.00)	(377,919.78)	(123,826.12)		23.08	(1,259,585.22)
	Revenue Subtotal - - - - - -	(1,637,505.00)		(1,637,505.00)	(377,919.78)	(123,826.12)		23.08	(1,259,585.22)
410-5220-10-03	Office Equipment	2,000.00		2,000.00				-	2,000.00
	Subtotal object - 05	2,000.00		2,000.00				-	2,000.00
Program number: 3	FINANCE	2,000.00		2,000.00				-	2,000.00
410-5220-10-04	Office Equipment	2,000.00		2,000.00				-	2,000.00
	Subtotal object - 05	2,000.00		2,000.00				-	2,000.00
Program number: 4	HUMAN RESOURCES	2,000.00		2,000.00				-	2,000.00
410-5220-10-05	Office Equipment	15,300.00		15,300.00	9,764.47	9,764.47		63.82	5,535.53
	Subtotal object - 05	15,300.00		15,300.00	9,764.47	9,764.47		63.82	5,535.53
410-6125-10-05	Capital-Equipment (Technology)	45,000.00		45,000.00				-	45,000.00
	Subtotal object - 06	45,000.00		45,000.00				-	45,000.00
Program number: 5	IT	60,300.00		60,300.00	9,764.47	9,764.47		16.19	50,535.53
Department number: 10	ADMINISTRATION	64,300.00		64,300.00	9,764.47	9,764.47		15.19	54,535.53
410-5220-20-01	Office Equipment	7,400.00		7,400.00				-	7,400.00
	Subtotal object - 05	7,400.00		7,400.00				-	7,400.00
410-5350-20-01	Vehicle Expense				4,946.12			-	(4,946.12)
	Subtotal object - 05				4,946.12			-	(4,946.12)
410-6160-20-01	Capital-Vehicles	317,190.00		317,190.00	317,445.00	211,630.00		100.08	(255.00)
	Subtotal object - 06	317,190.00		317,190.00	317,445.00	211,630.00		100.08	(255.00)
Program number: 1	OPERATIONS	324,590.00		324,590.00	322,391.12	211,630.00		99.32	2,198.88
Department number: 20	POLICE	324,590.00		324,590.00	322,391.12	211,630.00		99.32	2,198.88
410-5220-30-01	Office Equipment	6,300.00		6,300.00				-	6,300.00
	Subtotal object - 05	6,300.00		6,300.00				-	6,300.00
410-6160-30-01	Capital-Vehicles	307,600.00		307,600.00			289,642.00	-	17,958.00
	Subtotal object - 06	307,600.00		307,600.00			289,642.00	-	17,958.00
Program number: 1	OPERATIONS	313,900.00		313,900.00			289,642.00	-	24,258.00
410-5220-30-05	Office Equipment	4,800.00		4,800.00				-	4,800.00
	Subtotal object - 05	4,800.00		4,800.00				-	4,800.00
Program number: 5	MARSHAL	4,800.00		4,800.00				-	4,800.00
Department number: 30	FIRE	318,700.00		318,700.00			289,642.00	-	29,058.00
410-5220-40-01	Office Equipment	1,820.00		1,820.00				-	1,820.00
	Subtotal object - 05	1,820.00		1,820.00				-	1,820.00

Account Number	Description	Current Year Adopted Budget	Current Year Amendments	Current Year Amended Budget	Current YTD Actual	Current Month Actual	Encumbrances	Percent YTD %	Current Remaining Budget
410-6160-40-01	Capital-Vehicles	25,850.00		25,850.00	22,864.45	22,864.45	2,743.90	88.45	241.65
	Subtotal object - 06	25,850.00		25,850.00	22,864.45	22,864.45	2,743.90	88.45	241.65
Program number: 1	INSPECTIONS	27,670.00		27,670.00	22,864.45	22,864.45	2,743.90	82.63	2,061.65
410-5220-40-03	Office Equipment	2,000.00		2,000.00				-	2,000.00
	Subtotal object - 05	2,000.00		2,000.00				-	2,000.00
Program number: 3	PLANNING	2,000.00		2,000.00				-	2,000.00
Department number: 40	DEVELOPMENT SERVICES	29,670.00		29,670.00	22,864.45	22,864.45	2,743.90	77.06	4,061.65
410-6140-50-02	Capital-Equipment	217,259.00		217,259.00				-	217,259.00
410-6160-50-02	Capital-Vehicles	87,726.00		87,726.00	34,505.90	34,505.90	52,065.55	39.33	1,154.55
	Subtotal object - 06	304,985.00		304,985.00	34,505.90	34,505.90	52,065.55	11.31	218,413.55
Program number: 2	WATER	304,985.00		304,985.00	34,505.90	34,505.90	52,065.55	11.31	218,413.55
410-6160-50-03	Capital-Vehicles	57,305.00		57,305.00			51,975.50	-	5,329.50
	Subtotal object - 06	57,305.00		57,305.00			51,975.50	-	5,329.50
Program number: 3	WASTEWATER	57,305.00		57,305.00			51,975.50	-	5,329.50
410-6160-50-98	Capital Expense - vehicles	37,610.00		37,610.00	36,269.50	36,269.50	1.00	96.44	1,339.50
	Subtotal object - 06	37,610.00		37,610.00	36,269.50	36,269.50	1.00	96.44	1,339.50
Program number: 98	CONSTRUCTION INSPECTIONS	37,610.00		37,610.00	36,269.50	36,269.50	1.00	96.44	1,339.50
Department number: 50	PUBLIC WORKS	399,900.00		399,900.00	70,775.40	70,775.40	104,042.05	17.70	225,082.55
410-5220-60-01	Office Equipment	2,000.00		2,000.00				-	2,000.00
	Subtotal object - 05	2,000.00		2,000.00				-	2,000.00
Program number: 1	PARK ADMINISTRATION	2,000.00		2,000.00				-	2,000.00
410-5220-60-02	OFFICE EQUIPMENT	460.00		460.00				-	460.00
	Subtotal object - 05	460.00		460.00				-	460.00
410-6140-60-02	CAPITAL EXPENSE-EQUIPMENT	219,300.00		219,300.00	57,470.05	57,470.05	40,974.91	26.21	120,855.04
410-6160-60-02	Capital-vehicles	28,665.00		28,665.00	26,132.23	26,132.23	2,497.57	91.16	35.20
	Subtotal object - 06	247,965.00		247,965.00	83,602.28	83,602.28	43,472.48	33.72	120,890.24
Program number: 2	PARK OPERATIONS	248,425.00		248,425.00	83,602.28	83,602.28	43,472.48	33.65	121,350.24
410-5220-60-05	Office Equipment	4,000.00		4,000.00				-	4,000.00
	Subtotal object - 05	4,000.00		4,000.00				-	4,000.00
Program number: 5	LIBRARY	4,000.00		4,000.00				-	4,000.00
Department number: 60	COMMUNITY SERVICES	254,425.00		254,425.00	83,602.28	83,602.28	43,472.48	32.86	127,350.24
410-5220-98-01	Office Equipment	4,000.00		4,000.00				-	4,000.00
	Subtotal object - 05	4,000.00		4,000.00				-	4,000.00
Program number: 1	ENGINEERING	4,000.00		4,000.00				-	4,000.00
410-5220-98-02	Office Equipment	2,000.00		2,000.00				-	2,000.00
	Subtotal object - 05	2,000.00		2,000.00				-	2,000.00
Program number: 2	STORM DRAINAGE	2,000.00		2,000.00				-	2,000.00
Department number: 98	ENGINEERING	6,000.00		6,000.00				-	6,000.00
	Expense Subtotal - - - - - -	1,397,585.00		1,397,585.00	509,397.72	398,636.60	439,900.43	36.45	448,286.85
Fund number: 410	**VEHICLE/EQUIPMENT REPLACEMENT**	**(239,920.00)**		**(239,920.00)**	**131,477.94**	**274,810.48**	**439,900.43**	**(54.80)**	**(811,298.37)**
Fund number: 450	**STORM DRAINAGE UTILITY FUND**								
450-4001-98-02	Storm Drainage Utility Fee	(705,000.00)		(705,000.00)	(176,328.55)	(59,441.96)		25.01	(528,671.45)
450-4002-98-02	Drainage Review Fee	(6,000.00)		(6,000.00)	(925.00)			15.42	(5,075.00)
	Subtotal object - 04	(711,000.00)		(711,000.00)	(177,253.55)	(59,441.96)		24.93	(533,746.45)
450-4610-98-02	Interest Storm Utility	(4,200.00)		(4,200.00)	(1,231.86)	(108.49)		29.33	(2,968.14)
	Subtotal object - 04	(4,200.00)		(4,200.00)	(1,231.86)	(108.49)		29.33	(2,968.14)
Program number: 2	STORM DRAINAGE	(715,200.00)		(715,200.00)	(178,485.41)	(59,550.45)		24.96	(536,714.59)
Department number: 98	ENGINEERING	(715,200.00)		(715,200.00)	(178,485.41)	(59,550.45)		24.96	(536,714.59)
	Revenue Subtotal - - - - - -	(715,200.00)		(715,200.00)	(178,485.41)	(59,550.45)		24.96	(536,714.59)
450-5110-98-02	Salaries	117,808.00		117,808.00	29,416.73	13,234.29		24.97	88,391.27
450-5115-98-02	Salaries-Overtime	1,390.00		1,390.00	12.29	12.29		0.88	1,377.71
450-5140-98-02	Salaries-Longevity Pay	365.00		365.00	150.00			41.10	215.00

Account Number	Description	Current Year Adopted Budget	Current Year Amendments	Current Year Amended Budget	Current YTD Actual	Current Month Actual	Encumbrances	Percent YTD %	Current Remaining Budget
450-5145-98-02	Social Security Expense	7,413.00		7,413.00	1,782.88	803.86		24.05	5,630.12
450-5150-98-02	Medicare Expense	1,734.00		1,734.00	416.97	188.00		24.05	1,317.03
450-5155-98-02	SUTA Expense	324.00		324.00	127.89	64.96		39.47	196.11
450-5160-98-02	Health Insurance	19,296.00		19,296.00	3,466.16	1,280.50		17.96	15,829.84
450-5162-98-02	HSA Expense	750.00		750.00				-	750.00
450-5165-98-02	Dental Expense	865.00		865.00	176.28	70.62		20.38	688.72
450-5170-98-02	Life Insurance/AD&D	226.00		226.00	46.90	18.76		20.75	179.10
450-5175-98-02	Liability (TML) Workers Comp	3,628.00		3,628.00	1,097.05	501.74		30.24	2,530.95
450-5180-98-02	TMRS Expense	16,428.00		16,428.00	4,025.31	1,800.36		24.50	12,402.69
450-5185-98-02	Long/Short Term Disability	224.00		224.00	44.88	16.62		20.04	179.12
450-5186-98-02	WELLE-Wellness Prog Reimb Empl	600.00		600.00	150.00	50.00		25.00	450.00
	Subtotal object - 05	171,051.00		171,051.00	40,913.34	18,042.00		23.92	130,137.66
450-5210-98-02	Office Supplies	150.00		150.00				-	150.00
450-5212-98-02	Building Supplies	200.00		200.00				-	200.00
450-5230-98-02	Dues, Fees, & Subscriptions	1,000.00		1,000.00	897.50			89.75	102.50
450-5240-98-02	Postage and Delivery				4.70			-	(4.70)
450-5280-98-02	Printing and Reproduction	540.00		540.00				-	540.00
	Subtotal object - 05	1,890.00		1,890.00	902.20			47.74	987.80
450-5310-98-02	Rental Expense	5,000.00		5,000.00				-	5,000.00
450-5340-98-02	Building Repairs	200.00		200.00				-	200.00
450-5350-98-02	Vehicle Expense	1,100.00		1,100.00	37.98	15.99		3.45	1,062.02
450-5351-98-02	Equipment Expense/Repair	500.00		500.00				-	500.00
450-5352-98-02	Fuel	1,200.00		1,200.00	137.01	44.68		11.42	1,062.99
450-5353-98-02	Oil/Grease/Inspections	200.00		200.00				-	200.00
	Subtotal object - 05	8,200.00		8,200.00	174.99	60.67		2.13	8,025.01
450-5400-98-02	Uniforms	2,100.00		2,100.00	561.00	561.00		26.71	1,539.00
450-5410-98-02	Professional Services-Storm Dr	500.00		500.00			1,417.50	-	(917.50)
450-5410-98-02-2003-DR	Prof Svcs Frontier Pk/Prest Lk		100,000.00	100,000.00			100,000.00	-	
450-5430-98-02	Legal Fees	500.00		500.00				-	500.00
450-5490-98-02	Drainage Review Expense	6,000.00		6,000.00				-	6,000.00
	Subtotal object - 05	9,100.00	100,000.00	109,100.00	561.00	561.00	101,417.50	0.51	7,121.50
450-5520-98-02	Telephones	800.00		800.00	76.64	76.64		9.58	723.36
450-5526-98-02	Data Network	460.00		460.00	37.99	37.99		8.26	422.01
450-5533-98-02	Mileage Expense	100.00		100.00				-	100.00
450-5536-98-02	Training/Seminars	1,880.00		1,880.00				-	1,880.00
	Subtotal object - 05	3,240.00		3,240.00	114.63	114.63		3.54	3,125.37
450-5620-98-02	Tools & Equipment	1,000.00		1,000.00				-	1,000.00
450-5630-98-02	Safety Equipment	1,000.00		1,000.00				-	1,000.00
450-5640-98-02	Signs & Hardware	200.00		200.00				-	200.00
450-5650-98-02	Maintenance Materials	2,070.00		2,070.00				-	2,070.00
	Subtotal object - 05	4,270.00		4,270.00				-	4,270.00
450-6193-98-02	2012 CO Bond Payment	62,050.00		62,050.00				-	62,050.00
	Subtotal object - 06	62,050.00		62,050.00				-	62,050.00
450-6205-98-02	2016 CO Bond Payment	50,000.00		50,000.00				-	50,000.00
450-6208-98-02	2017 CO Bond Payment	35,000.00		35,000.00				-	35,000.00
450-6299-98-02	Bond Interest Expense	98,542.00		98,542.00				-	98,542.00
	Subtotal object - 06	183,542.00		183,542.00				-	183,542.00
450-7145-98-02	Transfer to VERF	6,083.00		6,083.00	1,520.76	506.92		25.00	4,562.24
450-7147-98-02	Transfer to GF	98,843.00		98,843.00	24,710.76	8,236.92		25.00	74,132.24
	Subtotal object - 07	104,926.00		104,926.00	26,231.52	8,743.84		25.00	78,694.48
Program number: 2	**STORM DRAINAGE**	**548,269.00**	**100,000.00**	**648,269.00**	**68,897.68**	**27,522.14**	**101,417.50**	**10.63**	**477,953.82**
Department number: 98	**ENGINEERING**	**548,269.00**	**100,000.00**	**648,269.00**	**68,897.68**	**27,522.14**	**101,417.50**	**10.63**	**477,953.82**

Account Number	Description	Current Year Adopted Budget	Current Year Amendments	Current Year Amended Budget	Current YTD Actual	Current Month Actual	Encumbrances	Percent YTD %	Current Remaining Budget
	Expense Subtotal - - - - - -	**548,269.00**	**100,000.00**	**648,269.00**	**68,897.68**	**27,522.14**	**101,417.50**	**10.63**	**477,953.82**
Fund number: 450	**STORM DRAINAGE UTILITY FUND**	**(166,931.00)**	**100,000.00**	**(66,931.00)**	**(109,587.73)**	**(32,028.31)**	**101,417.50**	**163.73**	**(58,760.77)**
Fund number: 570	**COURT TECHNOLOGY**								
570-4537-10-00	Court Technology Revenue	(8,200.00)		(8,200.00)	(1,608.00)	(428.00)		19.61	(6,592.00)
	Subtotal object - 04	(8,200.00)		(8,200.00)	(1,608.00)	(428.00)		19.61	(6,592.00)
570-4610-10-00	Interest	(150.00)		(150.00)	(38.99)	(2.40)		25.99	(111.01)
	Subtotal object - 04	(150.00)		(150.00)	(38.99)	(2.40)		25.99	(111.01)
Program number:	DEFAULT PROGRAM	(8,350.00)		(8,350.00)	(1,646.99)	(430.40)		19.72	(6,703.01)
Department number: 10	ADMINISTRATION	(8,350.00)		(8,350.00)	(1,646.99)	(430.40)		19.72	(6,703.01)
	Revenue Subtotal - - - - - -	(8,350.00)		(8,350.00)	(1,646.99)	(430.40)		19.72	(6,703.01)
570-5203-10-00	Court Technology Expense	25,700.00		25,700.00				-	25,700.00
	Subtotal object - 05	25,700.00		25,700.00				-	25,700.00
Program number:	**DEFAULT PROGRAM**	**25,700.00**		**25,700.00**				**-**	**25,700.00**
Department number: 10	**ADMINISTRATION**	**25,700.00**		**25,700.00**				**-**	**25,700.00**
	Expense Subtotal - - - - - -	**25,700.00**		**25,700.00**				**-**	**25,700.00**
Fund number: 570	**COURT TECHNOLOGY**	**17,350.00**		**17,350.00**	**(1,646.99)**	**(430.40)**		**(9.49)**	**18,996.99**
Fund number: 575	**MUNICIPAL JURY FUND**								
575-4539-10-00	Municipal Jury Revenue				(37.00)	(9.80)		-	37.00
	Subtotal object - 04				(37.00)	(9.80)		-	37.00
Program number:	DEFAULT PROGRAM				(37.00)	(9.80)		-	37.00
Department number: 10	ADMINISTRATION				(37.00)	(9.80)		-	37.00
	Revenue Subtotal - - - - - -				(37.00)	(9.80)		-	37.00
Fund number: 575	**MUNICIPAL JURY FUND**				**(37.00)**	**(9.80)**		**-**	**37.00**
Fund number: 580	**COURT SECURITY**								
580-4536-10-00	Court Security Revenue	(7,000.00)		(7,000.00)	(1,909.00)	(507.20)		27.27	(5,091.00)
	Subtotal object - 04	(7,000.00)		(7,000.00)	(1,909.00)	(507.20)		27.27	(5,091.00)
580-4610-10-00	Interest	(250.00)		(250.00)	(74.32)	(6.23)		29.73	(175.68)
	Subtotal object - 04	(250.00)		(250.00)	(74.32)	(6.23)		29.73	(175.68)
Program number:	DEFAULT PROGRAM	(7,250.00)		(7,250.00)	(1,983.32)	(513.43)		27.36	(5,266.68)
Department number: 10	ADMINISTRATION	(7,250.00)		(7,250.00)	(1,983.32)	(513.43)		27.36	(5,266.68)
	Revenue Subtotal - - - - - -	(7,250.00)		(7,250.00)	(1,983.32)	(513.43)		27.36	(5,266.68)
580-5110-10-00	Salaries & Wages Payable	12,792.00		12,792.00				-	12,792.00
580-5145-10-00	Social Security Expense	794.00		794.00				-	794.00
580-5150-10-00	Medicare Expense	186.00		186.00				-	186.00
580-5155-10-00	SUTA expense	162.00		162.00				-	162.00
580-5175-10-00	Workers Comp	334.00		334.00				-	334.00
	Subtotal object - 05	14,268.00		14,268.00				-	14,268.00
580-5204-10-00	Court Security Expense	2,000.00		2,000.00				-	2,000.00
580-5230-10-00	Dues, Fees and Subscriptions	60.00		60.00				-	60.00
	Subtotal object - 05	2,060.00		2,060.00				-	2,060.00
580-5400-10-00	Uniform Expense	1,200.00		1,200.00				-	1,200.00
	Subtotal object - 05	1,200.00		1,200.00				-	1,200.00
580-5536-10-00	Training/Seminars	1,000.00		1,000.00				-	1,000.00
	Subtotal object - 05	1,000.00		1,000.00				-	1,000.00
Program number:	**DEFAULT PROGRAM**	**18,528.00**		**18,528.00**				**-**	**18,528.00**
Department number: 10	**ADMINISTRATION**	**18,528.00**		**18,528.00**				**-**	**18,528.00**
	Expense Subtotal - - - - - -	**18,528.00**		**18,528.00**				**-**	**18,528.00**
Fund number: 580	**COURT SECURITY**	**11,278.00**		**11,278.00**	**(1,983.32)**	**(513.43)**		**(17.59)**	**13,261.32**
Fund number: 590	**ESCROW**								
590-4915-10-00	Escrow Income				(285,938.07)	(122,068.40)		-	285,938.07
	Subtotal object - 04				(285,938.07)	(122,068.40)		-	285,938.07
Program number:	DEFAULT PROGRAM				(285,938.07)	(122,068.40)		-	285,938.07

Account Number	Description	Current Year Adopted Budget	Current Year Amendments	Current Year Amended Budget	Current YTD Actual	Current Month Actual	Encumbrances	Percent YTD %	Current Remaining Budget
Department number: 10	ADMINISTRATION				(285,938.07)	(122,068.40)		-	285,938.07
	Revenue Subtotal - - - - - -				(285,938.07)	(122,068.40)		-	285,938.07
590-7144-10-00	Transfer to CIP				285,938.07	122,068.40		-	(285,938.07)
	Subtotal object - 07				285,938.07	122,068.40		-	(285,938.07)
Program number:	**DEFAULT PROGRAM**				**285,938.07**	**122,068.40**		**-**	**(285,938.07)**
Department number: 10	**ADMINISTRATION**				**285,938.07**	**122,068.40**		**-**	**(285,938.07)**
	Expense Subtotal - - - - - -				**285,938.07**	**122,068.40**		**-**	**(285,938.07)**
Fund number: 590	**ESCROW**							**-**	
Fund number: 610	**PARK DEDICATION FEE FUND**								
610-4045-60-00	Park Dedication-Fees	(200,000.00)		(200,000.00)				-	(200,000.00)
	Subtotal object - 04	(200,000.00)		(200,000.00)				-	(200,000.00)
610-4610-60-00	Interest Income	(8,000.00)		(8,000.00)	(3,217.96)	(255.36)		40.23	(4,782.04)
	Subtotal object - 04	(8,000.00)		(8,000.00)	(3,217.96)	(255.36)		40.23	(4,782.04)
Program number:	DEFAULT PROGRAM	(208,000.00)		(208,000.00)	(3,217.96)	(255.36)		1.55	(204,782.04)
Department number: 60	PARK DEDICATION	(208,000.00)		(208,000.00)	(3,217.96)	(255.36)		1.55	(204,782.04)
	Revenue Subtotal - - - - - -	(208,000.00)		(208,000.00)	(3,217.96)	(255.36)		1.55	(204,782.04)
610-6610-60-00	CAPITAL PROJECT	250,000.00		250,000.00				-	250,000.00
	Subtotal object - 06	250,000.00		250,000.00				-	250,000.00
Program number:	**DEFAULT PROGRAM**	**250,000.00**		**250,000.00**				**-**	**250,000.00**
Department number: 60	**PARK DEDICATION**	**250,000.00**		**250,000.00**				**-**	**250,000.00**
	Expense Subtotal - - - - - -	**250,000.00**		**250,000.00**				**-**	**250,000.00**
Fund number: 610	**PARK DEDICATION FEE FUND**	**42,000.00**		**42,000.00**	**(3,217.96)**	**(255.36)**		**(7.66)**	**45,217.96**
Fund number: 620	**PARK IMPROVEMENT**								
620-4055-60-00	Park Improvement	(100,000.00)		(100,000.00)				-	(100,000.00)
	Subtotal object - 04	(100,000.00)		(100,000.00)				-	(100,000.00)
620-4510-60-00	Grant Revenue	(500,000.00)		(500,000.00)				-	(500,000.00)
	Subtotal object - 04	(500,000.00)		(500,000.00)				-	(500,000.00)
620-4610-60-00	Interest Income	(7,500.00)		(7,500.00)	(2,500.11)	(171.59)		33.34	(4,999.89)
	Subtotal object - 04	(7,500.00)		(7,500.00)	(2,500.11)	(171.59)		33.34	(4,999.89)
Program number:	DEFAULT PROGRAM	(607,500.00)		(607,500.00)	(2,500.11)	(171.59)		0.41	(604,999.89)
Department number: 60	PARK IMPROVEMENT	(607,500.00)		(607,500.00)	(2,500.11)	(171.59)		0.41	(604,999.89)
	Revenue Subtotal - - - - - -	(607,500.00)		(607,500.00)	(2,500.11)	(171.59)		0.41	(604,999.89)
620-5410-60-00-1910-PK	Hike & Bike Master Plan		2,594.40	2,594.40			2,594.40	-	
	Subtotal object - 05		2,594.40	2,594.40			2,594.40	-	
620-6610-60-00-1801-PK	Cockrell Park Trail Connection	510,799.00	425,421.78	936,220.78	166,310.06	108,922.85	425,421.78	17.76	344,488.94
620-6610-60-00-1802-PK	Hays Park	395,455.91	28,073.57	423,529.48	2,800.00	2,800.00	28,073.57	0.66	392,655.91
620-6610-60-00-1911-PK	Pecan Grove H&B Trail	30,000.00		30,000.00				-	30,000.00
620-6610-60-00-2015-PK	Pecan Grove Park	610,000.00		610,000.00				-	610,000.00
	Subtotal object - 06	1,546,254.91	453,495.35	1,999,750.26	169,110.06	111,722.85	453,495.35	8.46	1,377,144.85
Program number:	**DEFAULT PROGRAM**	**1,546,254.91**	**456,089.75**	**2,002,344.66**	**169,110.06**	**111,722.85**	**456,089.75**	**8.45**	**1,377,144.85**
Department number: 60	**PARK IMPROVEMENT**	**1,546,254.91**	**456,089.75**	**2,002,344.66**	**169,110.06**	**111,722.85**	**456,089.75**	**8.45**	**1,377,144.85**
	Expense Subtotal - - - - - -	**1,546,254.91**	**456,089.75**	**2,002,344.66**	**169,110.06**	**111,722.85**	**456,089.75**	**8.45**	**1,377,144.85**
Fund number: 620	**PARK IMPROVEMENT**	**938,754.91**	**456,089.75**	**1,394,844.66**	**166,609.95**	**111,551.26**	**456,089.75**	**11.95**	**772,144.96**
Fund number: 630	**WATER IMPACT FEES**								
630-4015-50-00	Impact Fees	(2,500,000.00)		(2,500,000.00)	(1,648,267.00)	(490,904.00)		65.93	(851,733.00)
	Subtotal object - 04	(2,500,000.00)		(2,500,000.00)	(1,648,267.00)	(490,904.00)		65.93	(851,733.00)
630-4615-50-00	Interest	(12,000.00)		(12,000.00)	(10,904.73)	(1,009.49)		90.87	(1,095.27)
	Subtotal object - 04	(12,000.00)		(12,000.00)	(10,904.73)	(1,009.49)		90.87	(1,095.27)
Program number:	DEFAULT PROGRAM	(2,512,000.00)		(2,512,000.00)	(1,659,171.73)	(491,913.49)		66.05	(852,828.27)
Department number: 50	IMPACT FEES	(2,512,000.00)		(2,512,000.00)	(1,659,171.73)	(491,913.49)		66.05	(852,828.27)
	Revenue Subtotal - - - - - -	(2,512,000.00)		(2,512,000.00)	(1,659,171.73)	(491,913.49)		66.05	(852,828.27)
630-5489-50-00-8006-DV	Dev Agrmnt-Parks @ Legacy	140,000.00		140,000.00				-	140,000.00

Account Number	Description	Current Year Adopted Budget	Current Year Amendments	Current Year Amended Budget	Current YTD Actual	Current Month Actual	Encumbrances	Percent YTD %	Current Remaining Budget
630-5489-50-00-8011-DV	Dev Agrment-Star Trail	300,000.00		300,000.00				-	300,000.00
630-5489-50-00-8012-DV	Dev Agrmnt-TVG Windsong	400,000.00		400,000.00				-	400,000.00
	Subtotal object - 05	840,000.00		840,000.00				-	840,000.00
630-6610-50-00-1715-WA	County Line Elevated Storage		244.02	244.02			244.02	-	
630-6610-50-00-1716-WA	24 WL Conn. Cnty Line EST/DNT		54,418.72	54,418.72			54,418.72	-	
630-6610-50-00-1810-WA	Lower Pressure Plane Easements	1,000,000.00		1,000,000.00				-	1,000,000.00
	Subtotal object - 06	1,000,000.00	54,662.74	1,054,662.74			54,662.74	-	1,000,000.00
Program number:	**DEFAULT PROGRAM**	**1,840,000.00**	**54,662.74**	**1,894,662.74**			**54,662.74**	**-**	**1,840,000.00**
Department number: 50	**IMPACT FEES**	**1,840,000.00**	**54,662.74**	**1,894,662.74**			**54,662.74**	**-**	**1,840,000.00**
	Expense Subtotal - - - - - -	**1,840,000.00**	**54,662.74**	**1,894,662.74**			**54,662.74**	**-**	**1,840,000.00**
Fund number: 630	**WATER IMPACT FEES**	**(672,000.00)**	**54,662.74**	**(617,337.26)**	**(1,659,171.73)**	**(491,913.49)**	**54,662.74**	**268.76**	**987,171.73**
Fund number: 640	**WASTEWATER IMPACT FEES**								
640-4020-50-00	Impact Fees	(850,000.00)		(850,000.00)	(812,593.00)	(275,440.00)		95.60	(37,407.00)
	Subtotal object - 04	(850,000.00)		(850,000.00)	(812,593.00)	(275,440.00)		95.60	(37,407.00)
640-4620-50-00	Interest	(12,000.00)		(12,000.00)	(7,187.40)	(637.37)		59.90	(4,812.60)
	Subtotal object - 04	(12,000.00)		(12,000.00)	(7,187.40)	(637.37)		59.90	(4,812.60)
640-4905-50-00	Equity Fee	(200,000.00)		(200,000.00)	(126,000.00)	(39,000.00)		63.00	(74,000.00)
	Subtotal object - 04	(200,000.00)		(200,000.00)	(126,000.00)	(39,000.00)		63.00	(74,000.00)
Program number:	DEFAULT PROGRAM	(1,062,000.00)		(1,062,000.00)	(945,780.40)	(315,077.37)		89.06	(116,219.60)
Department number: 50	IMPACT FEES	(1,062,000.00)		(1,062,000.00)	(945,780.40)	(315,077.37)		89.06	(116,219.60)
	Revenue Subtotal - - - - - -	(1,062,000.00)		(1,062,000.00)	(945,780.40)	(315,077.37)		89.06	(116,219.60)
640-5410-50-00-2013-WW	Doe Branch Int Design	500,000.00	(500,000.00)					-	
640-5410-50-00-2103-WW	Doe Branch Parallel Int Design		500,000.00	500,000.00				-	500,000.00
640-5489-50-00-8001-DV	Dev Agrmt TVG Westside Util	250,000.00		250,000.00				-	250,000.00
640-5489-50-00-8002-DV	Dev Agrmt Propser Partners	200,000.00		200,000.00				-	200,000.00
640-5489-50-00-8004-DV	Dev Agrmt Frontier Estates	50,000.00		50,000.00				-	50,000.00
640-5489-50-00-8005-DV	Dev Agrmnt LaCima	50,000.00		50,000.00				-	50,000.00
640-5489-50-00-8008-DV	Dev Agrmnt Brookhollow	25,000.00		25,000.00				-	25,000.00
640-5489-50-00-8012-DV	Dev Agrmnt TVG Windsong	200,000.00		200,000.00				-	200,000.00
640-5489-50-00-8013-DV	Dev Agrmnt All Storage	15,000.00		15,000.00				-	15,000.00
640-5489-50-00-8014-DV	Dev Agrmnt Legacy Garden	100,000.00		100,000.00				-	100,000.00
	Subtotal object - 05	1,390,000.00		1,390,000.00				-	1,390,000.00
640-6610-50-00-2013-WW	Doe Branch Int Constr	1,000,000.00	(1,000,000.00)					-	
640-6610-50-00-2103-WW	Doe Branch Parallel Int Constr		1,000,000.00	1,000,000.00				-	1,000,000.00
	Subtotal object - 06	1,000,000.00		1,000,000.00				-	1,000,000.00
Program number:	**DEFAULT PROGRAM**	**2,390,000.00**		**2,390,000.00**				**-**	**2,390,000.00**
Department number: 50	**IMPACT FEES**	**2,390,000.00**		**2,390,000.00**				**-**	**2,390,000.00**
	Expense Subtotal - - - - - -	**2,390,000.00**		**2,390,000.00**				**-**	**2,390,000.00**
Fund number: 640	**WASTEWATER IMPACT FEES**	**1,328,000.00**		**1,328,000.00**	**(945,780.40)**	**(315,077.37)**		**(71.22)**	**2,273,780.40**
Fund number: 660	**E THOROUGHFARE IMPACT FEES**								
660-4040-50-00	East Thoroughfare Impact Fees	(1,000,000.00)		(1,000,000.00)	(499,715.00)	(157,142.00)		49.97	(500,285.00)
	Subtotal object - 04	(1,000,000.00)		(1,000,000.00)	(499,715.00)	(157,142.00)		49.97	(500,285.00)
660-4610-50-00	Interest	(8,000.00)		(8,000.00)	(5,106.03)	(441.21)		63.83	(2,893.97)
	Subtotal object - 04	(8,000.00)		(8,000.00)	(5,106.03)	(441.21)		63.83	(2,893.97)
Program number:	DEFAULT PROGRAM	(1,008,000.00)		(1,008,000.00)	(504,821.03)	(157,583.21)		50.08	(503,178.97)
Department number: 50	IMPACT FEES	(1,008,000.00)		(1,008,000.00)	(504,821.03)	(157,583.21)		50.08	(503,178.97)
	Revenue Subtotal - - - - - -	(1,008,000.00)		(1,008,000.00)	(504,821.03)	(157,583.21)		50.08	(503,178.97)
660-5489-50-00-8015-DV	Dev Agrmnt Tanners Mill	300,000.00		300,000.00				-	300,000.00
	Subtotal object - 05	300,000.00		300,000.00				-	300,000.00
660-6610-50-00-1710-ST	Coit Road (First - Frontier)		364,754.50	364,754.50			364,754.50	-	
660-6610-50-00-1938-ST	FM 1461 (SH289-CR 165)	175,000.00		175,000.00				-	175,000.00
660-6610-50-00-2005-TR	Traffic Signal-Coit & Richland	298,196.35	111,121.65	409,318.00	104,371.65	76,832.00	351,507.65	25.50	(46,561.30)

Account Number	Description	Current Year Adopted Budget	Current Year Amendments	Current Year Amended Budget	Current YTD Actual	Current Month Actual	Encumbrances	Percent YTD %	Current Remaining Budget
660-6610-50-00-2018-PK	Coleman Med Lndsc (Talon-Vict)	350,000.00		350,000.00			29,975.00	-	320,025.00
	Subtotal object - 06	823,196.35	475,876.15	1,299,072.50	104,371.65	76,832.00	746,237.15	8.03	448,463.70
Program number:	**DEFAULT PROGRAM**	**1,123,196.35**	**475,876.15**	**1,599,072.50**	**104,371.65**	**76,832.00**	**746,237.15**	**6.53**	**748,463.70**
Department number: 50	**IMPACT FEES**	**1,123,196.35**	**475,876.15**	**1,599,072.50**	**104,371.65**	**76,832.00**	**746,237.15**	**6.53**	**748,463.70**
	Expense Subtotal - - - - - -	**1,123,196.35**	**475,876.15**	**1,599,072.50**	**104,371.65**	**76,832.00**	**746,237.15**	**6.53**	**748,463.70**
Fund number: 660	**E THOROUGHFARE IMPACT FEES**	**115,196.35**	**475,876.15**	**591,072.50**	**(400,449.38)**	**(80,751.21)**	**746,237.15**	**(67.75)**	**245,284.73**
Fund number: 670	**SPECIAL REVENUE-DONATIONS**								
670-4530-10-00	Police Donation Inc	(13,500.00)		(13,500.00)	(3,449.60)	(1,134.00)		25.55	(10,050.40)
670-4531-10-00	Fire Donations	(13,500.00)		(13,500.00)	(3,441.00)	(1,154.00)		25.49	(10,059.00)
670-4535-10-00	Child Safety Inc	(10,000.00)		(10,000.00)	(406.96)			4.07	(9,593.04)
	Subtotal object - 04	(37,000.00)		(37,000.00)	(7,297.56)	(2,288.00)		19.72	(29,702.44)
670-4610-10-00	Interest Income	(2,000.00)		(2,000.00)	(917.80)	(74.55)		45.89	(1,082.20)
	Subtotal object - 04	(2,000.00)		(2,000.00)	(917.80)	(74.55)		45.89	(1,082.20)
670-4761-10-00	Tree Mitigation Revenue				(10,300.00)	(10,300.00)		-	10,300.00
	Subtotal object - 04				(10,300.00)	(10,300.00)		-	10,300.00
Program number:	DEFAULT PROGRAM	(39,000.00)		(39,000.00)	(18,515.36)	(12,662.55)		47.48	(20,484.64)
Department number: 10	ADMINISTRATION	(39,000.00)		(39,000.00)	(18,515.36)	(12,662.55)		47.48	(20,484.64)
	Revenue Subtotal - - - - - -	(39,000.00)		(39,000.00)	(18,515.36)	(12,662.55)		47.48	(20,484.64)
670-5201-10-00	LEOSE Expenditures				2,500.00	2,500.00		-	(2,500.00)
670-5205-10-00	Police Donation Exp	12,018.00		12,018.00				-	12,018.00
670-5206-10-00	Fire Dept Donation Exp	5,000.00	4,157.20	9,157.20			4,157.20	-	5,000.00
670-5208-10-00	Child Safety Expense	5,000.00		5,000.00				-	5,000.00
670-5212-10-00	Tree Mitigation Expense	200,000.00		200,000.00				-	200,000.00
670-5292-10-00	PD Seizure Expense	5,000.00		5,000.00			4,250.00	-	750.00
	Subtotal object - 05	227,018.00	4,157.20	231,175.20	2,500.00	2,500.00	8,407.20	1.08	220,268.00
Program number:	**DEFAULT PROGRAM**	**227,018.00**	**4,157.20**	**231,175.20**	**2,500.00**	**2,500.00**	**8,407.20**	**1.08**	**220,268.00**
Department number: 10	**ADMINISTRATION**	**227,018.00**	**4,157.20**	**231,175.20**	**2,500.00**	**2,500.00**	**8,407.20**	**1.08**	**220,268.00**
	Expense Subtotal - - - - - -	**227,018.00**	**4,157.20**	**231,175.20**	**2,500.00**	**2,500.00**	**8,407.20**	**1.08**	**220,268.00**
Fund number: 670	**SPECIAL REVENUE-DONATIONS**	**188,018.00**	**4,157.20**	**192,175.20**	**(16,015.36)**	**(10,162.55)**	**8,407.20**	**(8.33)**	**199,783.36**
Fund number: 675	**CARES ACT FUND**								
675-4510-10-00-2019-EM	Grants - Collin County				(1,419,368.67)	(662,567.23)		-	1,419,368.67
	Subtotal object - 04				(1,419,368.67)	(662,567.23)		-	1,419,368.67
675-4610-10-00	Interest Income				2,207.08			-	(2,207.08)
675-4610-10-00-2019-EM	Interest Income-Collin County				(1,524.93)			-	1,524.93
675-4610-10-00-2022-EM	Interest Income-Denton County				(71.12)			-	71.12
	Subtotal object - 04				611.03			-	(611.03)
675-4810-10-00	Unrealized Gain				(315.99)			-	315.99
	Subtotal object - 04				(315.99)			-	315.99
Program number:	DEFAULT				(1,419,073.63)	(662,567.23)		-	1,419,073.63
Department number: 10	ADMINISTRATION				(1,419,073.63)	(662,567.23)		-	1,419,073.63
	Revenue Subtotal - - - - - -				(1,419,073.63)	(662,567.23)		-	1,419,073.63
675-5110-10-00-2019-EM	Salaries & Wages - Collin Cnty				494,632.70	494,632.70		-	(494,632.70)
675-5115-10-00-2019-EM	Salaries - Overtime				78,304.52	78,304.52		-	(78,304.52)
675-5145-10-00-2019-EM	Soc Sec Exp - Collin Cnty				29,880.93	29,880.93		-	(29,880.93)
675-5150-10-00-2019-EM	Medicare Exp - Collin Cnty				7,365.17	7,365.17		-	(7,365.17)
675-5160-10-00-2019-EM	Health Insurance				40,811.78	40,811.78		-	(40,811.78)
675-5165-10-00-2019-EM	Dental Insurance				2,131.52	2,131.52		-	(2,131.52)
675-5170-10-00-2019-EM	Life Insurance/AD&D				1,767.19	1,767.19		-	(1,767.19)
675-5175-10-00-2019-EM	Liability (TML) Workers' Comp				11,948.35	11,948.35		-	(11,948.35)
675-5180-10-00-2019-EM	TMRS Exp - Collin Cnty				70,487.51	70,487.51		-	(70,487.51)
675-5185-10-00-2019-EM	Long Term Disability				761.62	761.62		-	(761.62)
	Subtotal object - 05				738,091.29	738,091.29		-	(738,091.29)

Account Number	Description	Current Year Adopted Budget	Current Year Amendments	Current Year Amended Budget	Current YTD Actual	Current Month Actual	Encumbrances	Percent YTD %	Current Remaining Budget
675-5212-10-00-2022-EM	Building Supplies-Denton Cnty				366.78	366.78		-	(366.78)
675-5220-10-00-2019-EM	Office Equipment-Collin County		53,627.63	53,627.63	73,234.90	72,098.71	53,627.63	136.56	(73,234.90)
675-5220-10-00-2022-EM	Office Equipment-Denton County				(434.79)	(434.79)		-	434.79
675-5225-10-00-2019-EM	Computer Hardware-Collin Cnty				41,562.79	41,562.79		-	(41,562.79)
	Subtotal object - 05		53,627.63	53,627.63	114,729.68	113,593.49	53,627.63	213.94	(114,729.68)
675-5418-10-00-2019-EM	IT Fees-Collin Cnty		33,720.00	33,720.00	16,545.00	50,265.00	33,720.00	49.07	(16,545.00)
675-5418-10-00-2022-EM	IT Fees-Denton Cnty				124.97			-	(124.97)
675-5480-10-00-2019-EM	Contracted Services-Collin Cty				4,675.58	3,564.27		-	(4,675.58)
	Subtotal object - 05		33,720.00	33,720.00	21,345.55	53,829.27	33,720.00	63.30	(21,345.55)
675-5630-10-00-2019-EM	Safety Equipment-Collin Cnty				6,541.19	5,316.44		-	(6,541.19)
675-5630-10-00-2022-EM	Safety Equipment-Denton Cnty				(4,715.58)	(5,596.22)		-	4,715.58
675-5630-10-00-2023-EM	Safety Equiipment - HHS CARES				(95.07)	(95.07)		-	95.07
	Subtotal object - 05				1,730.54	(374.85)		-	(1,730.54)
675-6110-10-00-2019-EM	Capital Expenditure-CollinCnty		538,116.58	538,116.58	544,418.97	389,272.40	518,065.27	101.17	(524,367.66)
	Subtotal object - 06		538,116.58	538,116.58	544,418.97	389,272.40	518,065.27	101.17	(524,367.66)
Program number:	**DEFAULT**		**625,464.21**	**625,464.21**	**1,420,316.03**	**1,294,411.60**	**605,412.90**	**227.08**	**(1,400,264.72)**
Department number: 10	**ADMINISTRATION**		**625,464.21**	**625,464.21**	**1,420,316.03**	**1,294,411.60**	**605,412.90**	**227.08**	**(1,400,264.72)**
	Expense Subtotal - - - - - -		**625,464.21**	**625,464.21**	**1,420,316.03**	**1,294,411.60**	**605,412.90**	**227.08**	**(1,400,264.72)**
Fund number: 675	**CARES ACT FUND**		**625,464.21**	**625,464.21**	**1,242.40**	**631,844.37**	**605,412.90**	**0.20**	**18,808.91**
Fund number: 680	**W THOROUGHFARE IMPACT FEES**								
680-4041-50-00	W Thoroughfare Impact Fees	(2,500,000.00)		(2,500,000.00)	(1,476,719.25)	(418,732.00)		59.07	(1,023,280.75)
	Subtotal object - 04	(2,500,000.00)		(2,500,000.00)	(1,476,719.25)	(418,732.00)		59.07	(1,023,280.75)
680-4610-50-00	Interest	(10,000.00)		(10,000.00)	(9,057.61)	(733.56)		90.58	(942.39)
	Subtotal object - 04	(10,000.00)		(10,000.00)	(9,057.61)	(733.56)		90.58	(942.39)
Program number:	DEFAULT PROGRAM	(2,510,000.00)		(2,510,000.00)	(1,485,776.86)	(419,465.56)		59.19	(1,024,223.14)
Department number: 50	IMPACT FEES	(2,510,000.00)		(2,510,000.00)	(1,485,776.86)	(419,465.56)		59.19	(1,024,223.14)
	Revenue Subtotal - - - - - -	(2,510,000.00)		(2,510,000.00)	(1,485,776.86)	(419,465.56)		59.19	(1,024,223.14)
680-5410-50-00-2013-ST	Prof. Svcs Teel 380 Inter Imp		54,017.08	54,017.08	11,860.57	11,860.57	54,017.08	21.96	(11,860.57)
680-5489-50-00-8006-DV	Development Agrmnt Parks/Legac	300,000.00		300,000.00				-	300,000.00
680-5489-50-00-8011-DV	Dev Agrment Star Trail	1,000,000.00		1,000,000.00				-	1,000,000.00
680-5489-50-00-8012-DV	Dev Agrmnt Tellus Windsong	1,250,000.00		1,250,000.00				-	1,250,000.00
680-5489-50-00-8014-DV	Dev Agrmnt Legacy Garden	75,000.00		75,000.00				-	75,000.00
	Subtotal object - 05	2,625,000.00	54,017.08	2,679,017.08	11,860.57	11,860.57	54,017.08	0.44	2,613,139.43
680-6610-50-00-1708-ST	Cook Lane (First - End)	70,480.50	8,457.92	78,938.42			8,457.92	-	70,480.50
680-6610-50-00-1928-TR	Traffic Signal (Fishtrap/Teel)	2,181.69	40,820.00	43,001.69	20,000.00	44,185.00	40,820.00	46.51	(17,818.31)
680-6610-50-00-2004-TR	Traffic Signal (Fishtrap/Gee)	205,658.00	50,890.00	256,548.00	45,565.00	33,900.00	208,504.00	17.76	2,479.00
680-6610-50-00-2013-ST	Teel - 380 Intersection Imp	275,000.00		275,000.00				-	275,000.00
680-6610-50-00-2101-TR	Traffic Sgnl(Fishtrap/Artesia)	237,500.00		237,500.00				-	237,500.00
	Subtotal object - 06	790,820.19	100,167.92	890,988.11	65,565.00	78,085.00	257,781.92	7.36	567,641.19
Program number:	**DEFAULT PROGRAM**	**3,415,820.19**	**154,185.00**	**3,570,005.19**	**77,425.57**	**89,945.57**	**311,799.00**	**2.17**	**3,180,780.62**
Department number: 50	**IMPACT FEES**	**3,415,820.19**	**154,185.00**	**3,570,005.19**	**77,425.57**	**89,945.57**	**311,799.00**	**2.17**	**3,180,780.62**
	Expense Subtotal - - - - - -	**3,415,820.19**	**154,185.00**	**3,570,005.19**	**77,425.57**	**89,945.57**	**311,799.00**	**2.17**	**3,180,780.62**
Fund number: 680	**W THOROUGHFARE IMPACT FEES**	**905,820.19**	**154,185.00**	**1,060,005.19**	**(1,408,351.29)**	**(329,519.99)**	**311,799.00**		**2,156,557.48**
Fund number: 730	**EMPLOYEE HEALTH/INSURANCE FUND**								
730-4530-10-00	Employee Health Contributions	(597,690.00)		(597,690.00)	(150,972.35)	(52,235.03)		25.26	(446,717.65)
730-4531-10-00	Employee Dental Contributions	(106,616.00)		(106,616.00)	(26,152.28)	(9,164.10)		24.53	(80,463.72)
730-4535-10-00	Employer Health Contributions	(2,431,257.00)		(2,431,257.00)	(507,897.50)	(176,552.03)		20.89	(1,923,359.50)
730-4536-10-00	Employer Dental Contributions	(99,546.00)		(99,546.00)	(23,990.93)	(8,362.52)		24.10	(75,555.07)
730-4537-10-00	Employer HSA Contributions	(191,100.00)		(191,100.00)				-	(191,100.00)
	Subtotal object - 04	(3,426,209.00)		(3,426,209.00)	(709,013.06)	(246,313.68)		20.69	(2,717,195.94)
730-4610-10-00	Interest Income	(7,000.00)		(7,000.00)	(1,897.56)	(103.26)		27.11	(5,102.44)
	Subtotal object - 04	(7,000.00)		(7,000.00)	(1,897.56)	(103.26)		27.11	(5,102.44)

Account Number	Description	Current Year Adopted Budget	Current Year Amendments	Current Year Amended Budget	Current YTD Actual	Current Month Actual	Encumbrances	Percent YTD %	Current Remaining Budget
Program number:	DEFAULT PROGRAM	(3,433,209.00)		(3,433,209.00)	(710,910.62)	(246,416.94)		20.71	(2,722,298.38)
Department number: 10	ADMINISTRATION	(3,433,209.00)		(3,433,209.00)	(710,910.62)	(246,416.94)		20.71	(2,722,298.38)
	Revenue Subtotal - - - - - -	(3,433,209.00)		(3,433,209.00)	(710,910.62)	(246,416.94)		20.71	(2,722,298.38)
730-5160-10-00	Health Insurance	2,857,398.00		2,857,398.00	822,558.03	504,457.68		28.79	2,034,839.97
730-5161-10-00	PCORI Fees	990.00		990.00				-	990.00
730-5162-10-00	HSA Expense	191,100.00		191,100.00	2,904.46	806.06		1.52	188,195.54
730-5165-10-00	Dental Insurance	214,430.00		214,430.00	50,016.70	16,954.29		23.33	164,413.30
730-5170-10-00	Life Insurance/AD&D	43,200.00		43,200.00	7,165.20	3,692.85		16.59	36,034.80
730-5185-10-00	Long/Short Term Disability	32,400.00		32,400.00	5,476.01	2,806.35		16.90	26,923.99
	Subtotal object - 05	3,339,518.00		3,339,518.00	888,120.40	528,717.23		26.59	2,451,397.60
730-5410-10-00	Professional Services	23,500.00		23,500.00	9,434.00			40.15	14,066.00
730-5480-10-00	Contract Services	46,793.00		46,793.00	5,146.94	2,900.45		11.00	41,646.06
	Subtotal object - 05	70,293.00		70,293.00	14,580.94	2,900.45		20.74	55,712.06
730-5600-10-00	Special Events	12,000.00		12,000.00				-	12,000.00
	Subtotal object - 05	12,000.00		12,000.00				-	12,000.00
Program number:	**DEFAULT PROGRAM**	**3,421,811.00**		**3,421,811.00**	**902,701.34**	**531,617.68**		**26.38**	**2,519,109.66**
Department number: 10	**ADMINISTRATION**	**3,421,811.00**		**3,421,811.00**	**902,701.34**	**531,617.68**		**26.38**	**2,519,109.66**
	Expense Subtotal - - - - - -	**3,421,811.00**		**3,421,811.00**	**902,701.34**	**531,617.68**		**26.38**	**2,519,109.66**
Fund number: 730	**EMPLOYEE HEALTH/INSURANCE FUND**	**(11,398.00)**		**(11,398.00)**	**191,790.72**	**285,200.74**			**(203,188.72)**
Fund number: 750	**CAPITAL PROJECTS**								
750-4610-10-00	Interest Income				(3,451.14)	(722.69)		-	3,451.14
750-4618-10-00	Interest TXDOT Contributions				(14.86)	(3.96)		-	14.86
	Subtotal object - 04				(3,466.00)	(726.65)		-	3,466.00
750-4930-10-00	Insurance Proceeds				(79,338.14)			-	79,338.14
750-4995-10-00	Transfer In				(285,938.07)	(122,068.40)		-	285,938.07
750-4997-10-00	Transfers In - Bond Funds				(11,726,198.66)	(6,361,614.90)		-	11,726,198.66
750-4999-10-00	Bond Proceeds	(9,000,000.00)		(9,000,000.00)				-	(9,000,000.00)
	Subtotal object - 04	(9,000,000.00)		(9,000,000.00)	(12,091,474.87)	(6,483,683.30)		134.35	3,091,474.87
Program number:	DEFAULT PROGRAM	(9,000,000.00)		(9,000,000.00)	(12,094,940.87)	(6,484,409.95)		134.39	3,094,940.87
Department number: 10	CAPITAL PROJECTS	(9,000,000.00)		(9,000,000.00)	(12,094,940.87)	(6,484,409.95)		134.39	3,094,940.87
	Revenue Subtotal - - - - - -	(9,000,000.00)		(9,000,000.00)	(12,094,940.87)	(6,484,409.95)		134.39	3,094,940.87
750-5405-10-00-1512-ST	Land Acq Svcs First St				2,000.00			-	(2,000.00)
750-5405-10-00-1823-ST	Victory Way Acq Svcs				10.86			-	(10.86)
750-5410-10-00-1512-ST	Prof Svcs First St (DNT-Clmn)		545,007.20	545,007.20	28,272.99	28,272.99	545,007.20	5.19	(28,272.99)
750-5410-10-00-1813-PK	US380 Median Design	1,550.00	14,350.00	15,900.00			14,350.00	-	1,550.00
750-5410-10-00-1823-ST	Victory Way (Coleman-Frontier)		8,887.14	8,887.14			8,887.14	-	
750-5410-10-00-1824-ST	Fishtrap - Teel Int Improve	87,813.75	4,564.33	92,378.08			4,564.33	-	87,813.75
750-5410-10-00-1904-FC	PS Facility Development Costs	497,922.04		497,922.04				-	497,922.04
750-5410-10-00-1922-PK	Prof Svcs. Downtown Monument				10,250.00		55,750.00	-	(66,000.00)
750-5410-10-00-1923-ST	Fishtrap Section 1 & 4		67,200.00	67,200.00	18,400.00	18,400.00	67,200.00	27.38	(18,400.00)
750-5410-10-00-1928-TR	Traffic Signal Fishtrap/Teel		6,472.00	6,472.00	3,400.00	3,400.00	6,472.00	52.53	(3,400.00)
750-5410-10-00-2012-ST	Fishtrap (Elem-DNT) 4 Lanes		479,815.00	479,815.00	58,760.00	58,760.00	479,815.00	12.25	(58,760.00)
750-5410-10-00-2014-ST	First St (Coit-Custer) 4 Lns		577,775.00	577,775.00	173,425.00	173,425.00	534,125.00	30.02	(129,775.00)
750-5410-10-00-2015-PK	Pecan Grove Phase II	16,060.00	43,150.00	59,210.00			43,150.00	-	16,060.00
750-5430-10-00-1307-ST	Legal Fees-Fr Pkwy BNSF Ovrpss				456.00	456.00		-	(456.00)
750-5430-10-00-1721-ST	Acacia Parkway Legal Fees				29,174.95	13,369.20		-	(29,174.95)
750-5435-10-00-2017-ST	Legal Filings - Fishtrap Seg 4				54.00			-	(54.00)
	Subtotal object - 05	603,345.79	1,747,220.67	2,350,566.46	324,203.80	296,083.19	1,759,320.67	13.79	267,041.99
750-6410-10-00-2008-ST	Land Acq ROW-PrsprTrl Coit-Cus				63.51			-	(63.51)
	Subtotal object - 06				63.51			-	(63.51)
750-6610-10-00-1307-ST	Frontier Pkwy BNSF Overpass	5,750,000.00		5,750,000.00	5,205,476.00	5,205,476.00		90.53	544,524.00
750-6610-10-00-1507-ST	West Prosper Rd Improvements		7,155.00	7,155.00			209,763.42	-	(202,608.42)

Account Number	Description	Current Year Adopted Budget	Current Year Amendments	Current Year Amended Budget	Current YTD Actual	Current Month Actual	Encumbrances	Percent YTD %	Current Remaining Budget
750-6610-10-00-1511-ST	Prosper Trail (Kroger to Coit)		100,252.35	100,252.35	7,265.63		100,252.35	7.25	(7,265.63)
750-6610-10-00-1708-ST	Cook Lane (First-End)	1,779,855.62		1,779,855.62	109,647.00	109,647.00	1,426,403.00	6.16	243,805.62
750-6610-10-00-1713-FC	Public Safety Complex, Ph 1		1,079,905.02	1,079,905.02	2,334.00	434.00	1,079,905.02	0.22	(2,334.00)
750-6610-10-00-1801-PK	Whitley Place H&B Trail Extens		2,125.00	2,125.00	503.99	503.99	2,125.00	23.72	(503.99)
750-6610-10-00-1818-PK	Turf Irrigation SH289	19,065.07	48,934.93	68,000.00	48,934.93	48,934.93	48,934.93	71.96	(29,869.86)
750-6610-10-00-1819-ST	Coleman Street (At Prosper HS)	90,000.00		90,000.00				-	90,000.00
750-6610-10-00-1823-ST	Victory Way (Coleman-Frontier)	235,413.75	1,057,433.66	1,292,847.41	682,885.90	682,885.90	1,057,433.66	52.82	(447,472.15)
750-6610-10-00-1824-ST	Fishtrap-Teel Intersection Imp		5,825.55	5,825.55			5,825.55	-	
750-6610-10-00-1827-TR	US 380 Median Lighting	18,947.50	291,558.68	310,506.18			291,558.68	-	18,947.50
750-6610-10-00-1830-ST	Prosper Trl (DNT Intersection)	2,000,000.00		2,000,000.00			1,953,811.70	-	46,188.30
750-6610-10-00-1905-FC	PS Facility-Construction	202,134.00	287,200.52	489,334.52	259,646.38	6,783.53	287,200.52	53.06	(57,512.38)
750-6610-10-00-1906-FC	Public Safety Complex FFE		284,519.25	284,519.25	287,462.34	418.00	300,434.63	101.03	(303,377.72)
750-6610-10-00-1909-TR	Traffic Signal (Coit & First)		19,500.00	19,500.00			19,500.00	-	
750-6610-10-00-1926-PK	Whitley Place H&B Trail Extens	264,275.00	4,725.00	269,000.00	2,708.40		4,725.00	1.01	261,566.60
750-6610-10-00-1928-TR	Fishtrap/Teel Traffic Signal		3,365.00	3,365.00			3,365.00	-	
750-6610-10-00-1929-ST	BNSF Quiet Zone First/Fifth	145,000.00		145,000.00	10,131.70			6.99	134,868.30
750-6610-10-00-1932-ST	Coit Road and US 380	3,948.10	22,049.11	25,997.21			49,999.29	-	(24,002.08)
750-6610-10-00-2008-ST	Prosper Trl(Coit-Custer) 2Lns	763,668.95	5,246,879.08	6,010,548.03	713,725.28	749,254.34	5,246,879.08	11.88	49,943.67
750-6610-10-00-2017-ST	Fishtrap, Seg 4 (Middle-Elem)	2,750,000.00		2,750,000.00				-	2,750,000.00
750-6610-10-00-2102-FC	Westside Radio Tower	500,000.00		500,000.00	500,000.00	500,000.00		100.00	
	Subtotal object - 06	14,522,307.99	8,461,428.15	22,983,736.14	7,830,721.55	7,304,337.69	12,088,116.83	34.07	3,064,897.76
Program number:	**DEFAULT PROGRAM**	**15,125,653.78**	**10,208,648.82**	**25,334,302.60**	**8,154,988.86**	**7,600,420.88**	**13,847,437.50**	**32.19**	**3,331,876.24**
Department number: 10	**CAPITAL PROJECTS**	**15,125,653.78**	**10,208,648.82**	**25,334,302.60**	**8,154,988.86**	**7,600,420.88**	**13,847,437.50**	**32.19**	**3,331,876.24**
	Expense Subtotal - - - - - -	**15,125,653.78**	**10,208,648.82**	**25,334,302.60**	**8,154,988.86**	**7,600,420.88**	**13,847,437.50**	**32.19**	**3,331,876.24**
Fund number: 750	**CAPITAL PROJECTS**	**6,125,653.78**	**10,208,648.82**	**16,334,302.60**	**(3,939,952.01)**	**1,116,010.93**	**13,847,437.50**	**(24.12)**	**6,426,817.11**
Fund number: 760	**CAPITAL PROJECTS - WATER/SEWER**								
760-4610-10-00	Interest Income				(10,086.68)	(887.01)		-	10,086.68
	Subtotal object - 04				(10,086.68)	(887.01)		-	10,086.68
760-4997-10-00	Transfers In - Bond Funds				(922,997.85)	(500.00)		-	922,997.85
760-4999-10-00	Bond Proceeds	(1,000,000.00)		(1,000,000.00)				-	(1,000,000.00)
	Subtotal object - 04	(1,000,000.00)		(1,000,000.00)	(922,997.85)	(500.00)		92.30	(77,002.15)
Program number:	DEFAULT PROGRAM	(1,000,000.00)		(1,000,000.00)	(933,084.53)	(1,387.01)		93.31	(66,915.47)
Department number: 10	CAPITAL PROJECTS-W/S	(1,000,000.00)		(1,000,000.00)	(933,084.53)	(1,387.01)		93.31	(66,915.47)
	Revenue Subtotal - - - - - -	(1,000,000.00)		(1,000,000.00)	(933,084.53)	(1,387.01)		93.31	(66,915.47)
760-5405-10-00-1613-DR	Land Acq Svcs Old Town Drng				500.00			-	(500.00)
760-5435-10-00-1613-DR	Legal Notices Church/Parvin				108.00	108.00		-	(108.00)
	Subtotal object - 05				608.00	108.00		-	(608.00)
760-6410-10-00-2024-DR	Land Acq Old Town Reg. Pond #2	385,000.00		385,000.00				-	385,000.00
	Subtotal object - 06	385,000.00		385,000.00				-	385,000.00
760-6610-10-00-1501-WA	Lower Pressure Pln 42" Trns Ln		526,676.39	526,676.39	3,200.31	3,200.31	526,676.39	0.61	(3,200.31)
760-6610-10-00-1613-DR	Old Town Drainage-Church/Parvi	307,717.60	328,242.48	635,960.08	21,527.38	21,527.38	328,242.48	3.39	286,190.22
760-6610-10-00-1614-DR	Coleman Rd Drainage	400,000.00		400,000.00				-	400,000.00
760-6610-10-00-1708-WA	EW Collector (Cook - DNT)	319,396.12		319,396.12			205,014.50	-	114,381.62
760-6610-10-00-1715-WA	Fishtrap Elevated Storage Tank	394,157.98	738,535.00	1,132,692.98	488,350.81	488,350.81	738,535.00	43.11	(94,192.83)
760-6610-10-00-1716-WA	Water Supply Line Phase I		2,208,718.73	2,208,718.73	11,300.00	11,300.00	2,208,718.73	0.51	(11,300.00)
760-6610-10-00-1718-DR	Old Town Regional Retention	1,761.00	350,356.00	352,117.00	141,230.00	141,230.00	350,356.00	40.11	(139,469.00)
760-6610-10-00-1902-WA	Custer Rd Meter Stat/WL Reloc		3,522,931.98	3,522,931.98	13,637.30	13,637.30	3,497,442.55	0.39	11,852.13
760-6610-10-00-1903-WW	Church/Parvin WW Reconstruct	7,300.40	100,000.00	107,300.40	3,604.62	3,604.62	10,905.02	3.36	92,790.76
760-6610-10-00-1930-WA	Broadway (Parvin-Craig)	150,000.00		150,000.00				-	150,000.00
	Subtotal object - 06	1,580,333.10	7,775,460.58	9,355,793.68	682,850.42	682,850.42	7,865,890.67	7.30	807,052.59
Program number:	**DEFAULT PROGRAM**	**1,965,333.10**	**7,775,460.58**	**9,740,793.68**	**683,458.42**	**682,958.42**	**7,865,890.67**	**7.02**	**1,191,444.59**
Department number: 10	**CAPITAL PROJECTS-W/S**	**1,965,333.10**	**7,775,460.58**	**9,740,793.68**	**683,458.42**	**682,958.42**	**7,865,890.67**	**7.02**	**1,191,444.59**

Account Number	Description	Current Year Adopted Budget	Current Year Amendments	Current Year Amended Budget	Current YTD Actual	Current Month Actual	Encumbrances	Percent YTD %	Current Remaining Budget
	Expense Subtotal - - - - - -	**1,965,333.10**	**7,775,460.58**	**9,740,793.68**	**683,458.42**	**682,958.42**	**7,865,890.67**	**7.02**	**1,191,444.59**
Fund number: 760	**CAPITAL PROJECTS - WATER/SEWER**	**965,333.10**	**7,775,460.58**	**8,740,793.68**	**(249,626.11)**	**681,571.41**	**7,865,890.67**	**(2.86)**	**1,124,529.12**
Fund number: 760	**CAPITAL PROJECTS - WATER/SEWER**	**965,333.10**		**965,333.10**	**(931,197.52)**	**(921,272.36)**	**205,014.50**	**(96.46)**	**1,691,516.12**

FINANCE DEPARTMENT

Prosper is a place where everyone matters.

To: **Mayor and Town Council**

From: **Betty Pamplin, Finance Director**

Through: **Harlan Jefferson, Town Manager**
Chuck Springer, Executive Director of Administrative Services

Re: **Town Council Meeting – February 9, 2021**

Agenda Item:
Receive the Quarterly Investment Report. **(BP)**

Description of Agenda Item:
The Town recently engaged Valley View Consulting, L.L.C. to act in the capacity of Investment Advisors. This quarter you will notice some slight changes to the Quarterly Investment Report that we hope will improve the readability of the report as well as enhance the information provided. Valley View compiled the Town's quarterly investment report with an economic overview included on page 2 to offer market data trends for historical comparison. Other data included such as Town holdings, book value and market value are included in an updated format.

Budget Impact:
N/A

Legal Obligations and Review:
N/A

Attached Documents:
1. Quarterly Investment Report

TOWN OF PROSPER

INVESTMENT PORTFOLIO SUMMARY

For the Quarter Ended

December 31, 2020

Prepared by
Valley View Consulting, L.L.C.

The investment portfolio of the Town of Prosper is in compliance with the Public Funds Investment Act and the Town of Prosper Investment Policy and Strategies.

Chuck Springer, Executive Director of Administrative Services

Betty Pamplin, Finance Director

Disclaimer: These reports were compiled using information provided by the Town of Prosper. No procedures were performed to test the accuracy or completeness of this information. The market values included in these reports were obtained by Valley View Consulting, L.L.C. from sources believed to be accurate and represent proprietary valuation. Due to market fluctuations these levels are not necessarily reflective of current liquidation values. Yield calculations are not determined using standard performance formulas, are not representative of total return yields and do not account for investment advisor fees.

Summary

Quarter End Results by Investment Category:

	September 30, 2020			December 31, 2020		
Asset Type	**Ave. Yield**	**Book Value**	**Market Value**	**Ave. Yield**	**Book Value**	**Market Value**
MMA/NOW	1.30%	$ 4,765,920	$ 4,765,920	1.30%	$ 5,480,309	$ 5,480,309
Pools	0.14%	45,220,912	45,220,912	0.08%	53,433,730	53,433,730
Securitties	0.69%	32,003,157	32,043,502	0.58%	30,917,359	30,942,551
Certificates of Deposit	2.95%	3,006,000	3,023,443	1.60%	249,000	249,553
Total	**0.77%**	**$ 84,995,990**	**$ 85,053,778**	**0.33%**	**$ 90,080,398**	**$ 90,106,143**

Average Yield - Current Quarter *(1)*	
Total Portfolio	0.33%
Rolling Three Month Treasury	0.09%
Rolling Six Month Treasury	0.12%
TexPool	0.09%

Fiscal Year-to-Date Average Yield *(2)*	
Total Portfolio	0.33%
Rolling Three Month Treasury	0.09%
Rolling Six Month Treasury	0.12%
TexPool	0.09%

Interest Earnings (Approximate)	
Quarter	$ 96,567
Fiscal Year-to-date	$ 96,567

(1) **Quarter End Average Yield** - based on adjusted book value, realized and unrealized gains/losses and investment advisory fees are not considered. The yield for the reporting month is used for bank, pool, and money market balances.

(2) Fiscal Year-to-Date Average Yield - calculated using quarter end report yields and adjusted book values and does not reflect a total return analysis or account for advisory fees.

Economic Overview

12/31/2020

The Federal Open Market Committee (FOMC) maintained the Fed Funds target range at 0.00% to 0.25% (Effective Fed Funds are trading +/-0.10%), and projected that reduced rates could remain into 2024. Second estimate of Third Quarter GDP was finalized at +33.4%, but still remains 3.5% below pre-pandemic levels. Crude oil traded above $50 per barrel. Employment/ Unemployment continues modest improvement. The Stock Markets reached new highs. Housing continues adding positive economic activity. Additional fiscal stimulus passed and was signed by the President. The Yield Curve steepened slightly from last quarter end.

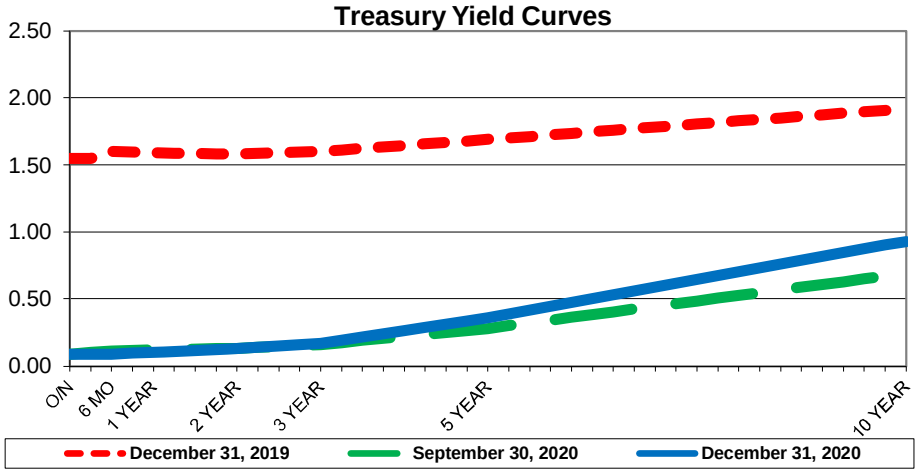

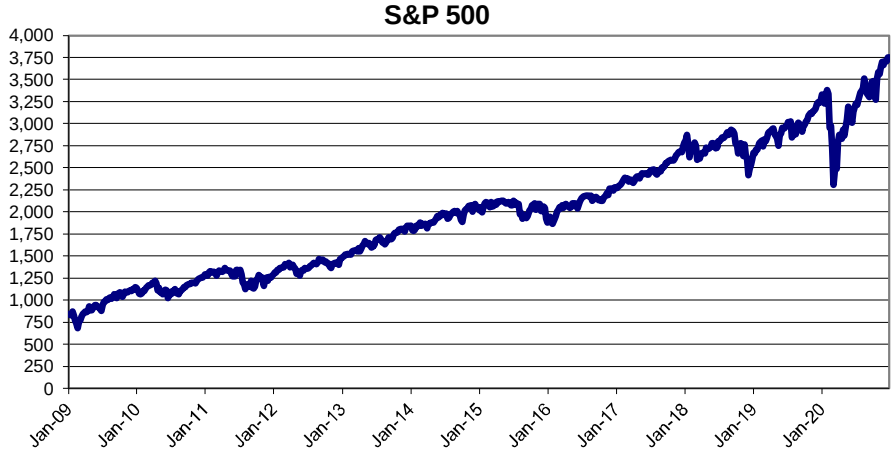

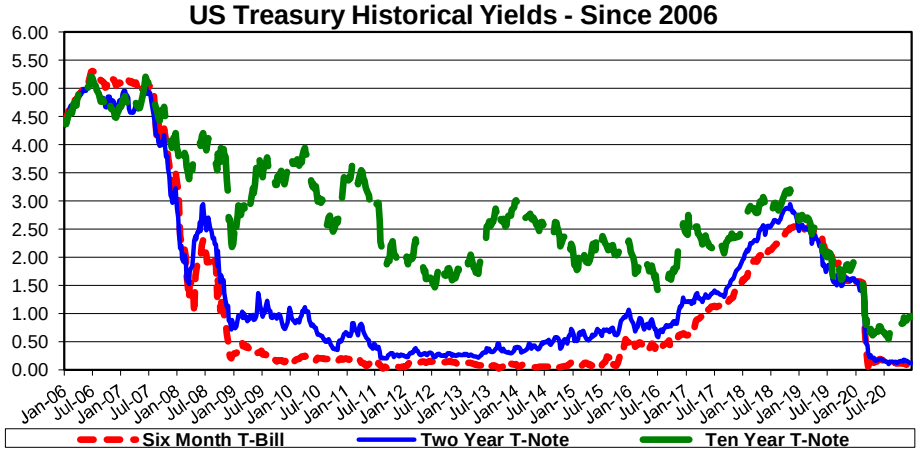

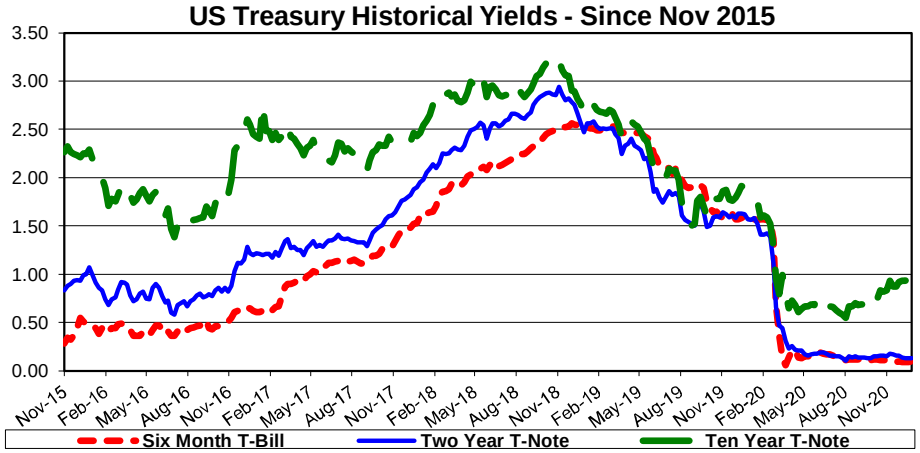

Investment Holdings
December 31, 2020

Description	Ratings	Coupon/ Discount	Maturity Date	Settlement Date	Par Value	Book Value	Market Price	Market Value	Life (Days)	Yield
Independent Bank DDA		1.30%	01/01/21	12/31/20	$ 5,480,309	$ 5,480,309	1.00	$ 5,480,309	1	1.30%
TexSTAR	AAAm	0.07%	01/01/21	12/31/20	15,940,611	15,940,611	1.00	15,940,611	1	0.07%
TexPool	AAAm	0.09%	01/01/21	12/31/20	37,493,119	37,493,119	1.00	37,493,119	1	0.09%
Georgia St GO	AAA/Aaa	3.00%	02/01/21	05/08/20	3,650,000	3,657,855	100.21	3,657,629	32	0.52%
Verona TWP NJ GO	AA	2.00%	02/15/21	05/08/20	375,000	375,513	100.20	375,735	46	0.90%
DeSoto TX ISD	AA	2.87%	02/15/21	04/01/20	1,025,000	1,026,870	100.10	1,026,046	46	1.40%
Austin Telco Fed CU CD		1.60%	03/04/21	03/04/20	249,000	249,000	100.22	249,553	63	1.60%
Connecticut State GO	A/A1	5.00%	04/15/21	04/17/20	505,000	510,396	101.33	511,696	105	1.25%
Board COOP Ed. Svcs NY	SP-1	2.50%	04/30/21	05/04/20	4,000,000	4,017,538	100.62	4,024,800	120	1.15%
Dover NJ Taxable	SP-1	1.25%	05/27/21	05/28/20	1,000,000	1,002,601	100.36	1,003,560	147	0.60%
Wellsville NY Cent ISD	MIG1	1.50%	06/25/21	06/26/20	2,650,000	2,663,992	100.59	2,665,582	176	0.40%
Florida St Board of Admin Fin	AA/Aa3	2.64%	07/01/21	05/11/20	3,650,000	3,684,109	101.11	3,690,406	182	0.75%
Florida St Board of Admin Fin	AA/Aa3	2.64%	07/01/21	05/11/20	300,000	302,427	101.11	303,321	182	1.00%
Regional Transit Authority IL GO	AA/A2	5.50%	07/01/21	04/17/20	755,000	770,365	102.59	774,547	182	1.37%
Secaucus NJ	SP-1	1.25%	08/06/21	08/07/20	4,000,000	4,023,812	100.60	4,024,000	218	0.25%
T-Bill	Aaa/AA+	0.00%	09/09/21	09/10/20	5,000,000	4,995,800	99.94	4,997,000	252	0.12%
Port of Seattle WA Rev	AA-/Aa2	1.65%	10/01/21	06/24/20	325,000	327,911	100.85	327,750	274	0.45%
Tarrant Cnty TX Cultural EDU	AA-/Aa3	5.00%	10/01/21	04/16/20	600,000	617,075	103.30	619,794	274	1.16%
Woodbridge Township NJ	SP-1	2.00%	10/15/21	10/16/20	2,900,000	2,941,095	101.40	2,940,687	288	0.20%
Total Portfolio					**$ 89,898,039**	**$ 90,080,398**		**$ 90,106,143**	**61**	**0.33%**
									(1)	**(2)**

(1) Weighted average life - For purposes of calculating weighted average life, overnight bank and pool balances are assumed to have a one day maturity.
(2) Weighted average yield to maturity - The weighted average yield to maturity is based on Book Value, realized and unrealized gains/losses and investment advisory fees are not included. The yield for the reporting month is used for overnight bank and pool balances.

Composition - Current Quarter

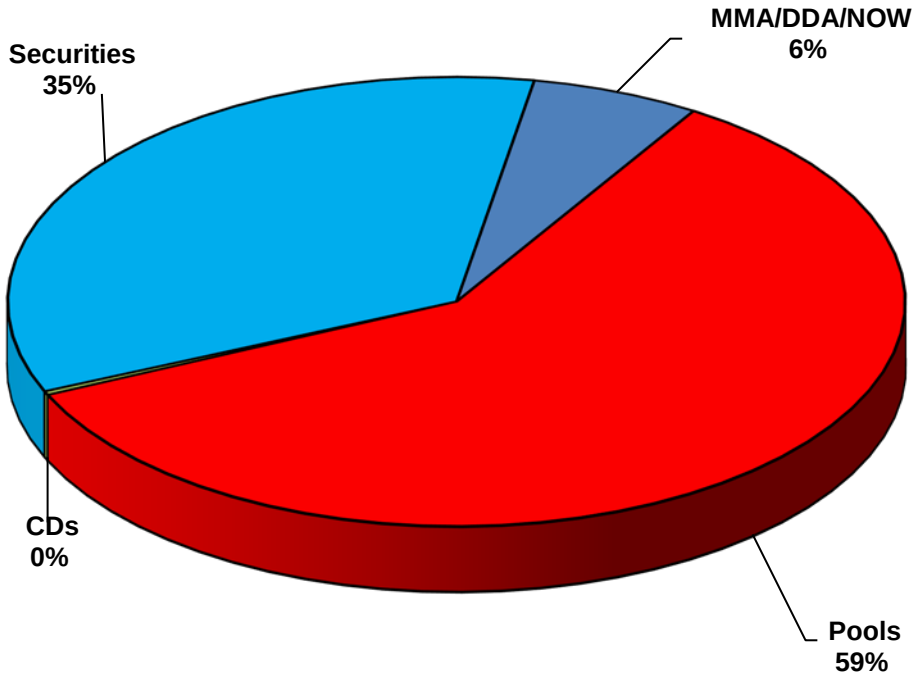

Composition - Prior Quarter

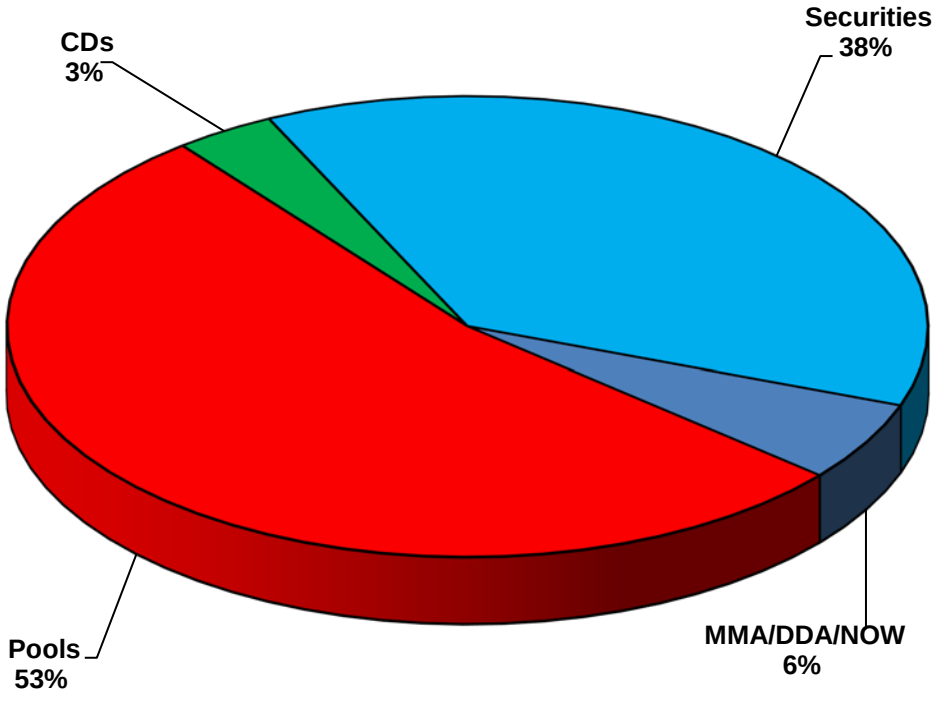

Total Portfolio (Millions)

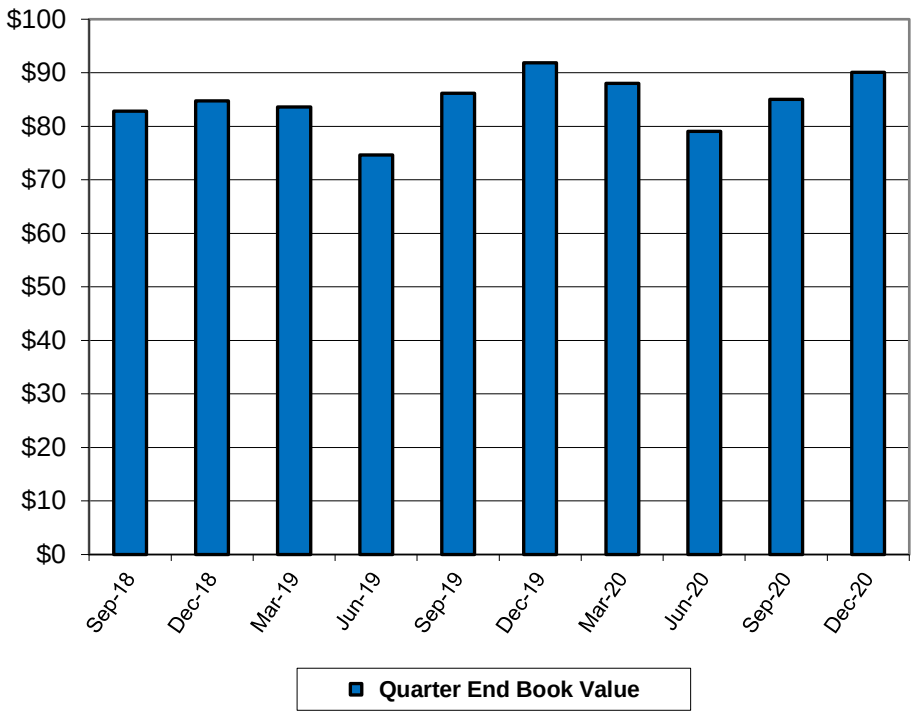

Town Portfolio Performance

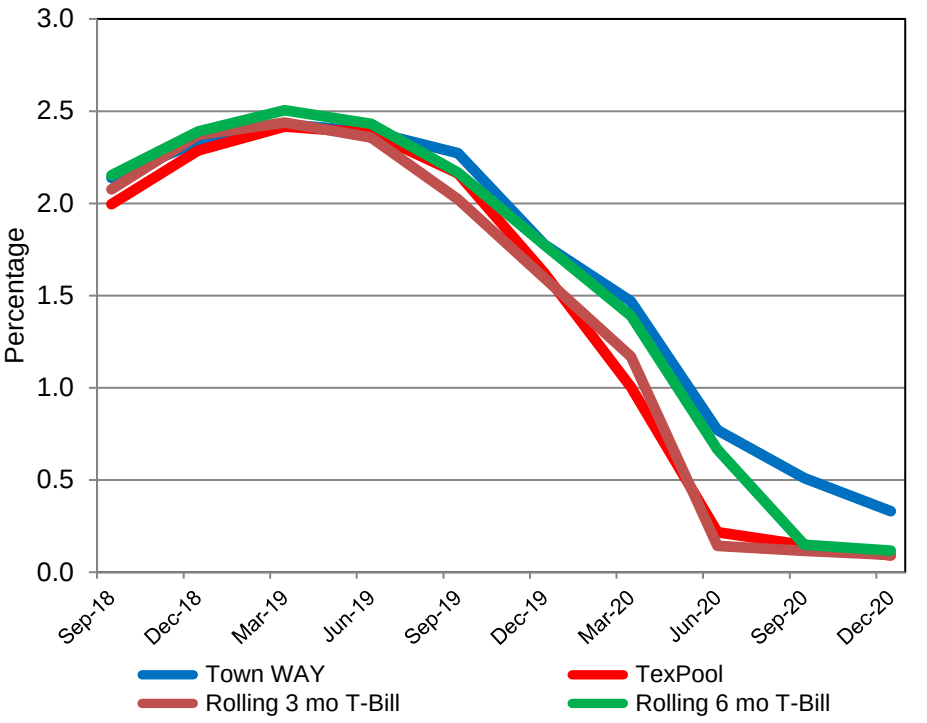

Book and Market Value Comparison

Issuer/Description	Yield	Maturity Date	Book Value 09/30/20	Increases	Decreases	Book Value 12/31/20	Market Value 09/30/20	Change in Market Value	Market Value 12/31/20
Independent Bank DDA	1.30%	01/01/21	$ 4,765,920	$ 714,389	$ –	$ 5,480,309	$ 4,765,920	$ 714,389	$ 5,480,309
TexSTAR	0.07%	01/01/21	28,233,289	–	(12,292,678)	15,940,611	28,233,289	(12,292,678)	15,940,611
TexPool	0.09%	01/01/21	16,987,623	20,505,496	–	37,493,119	16,987,623	20,505,496	37,493,119
MO State Health & Education	1.90%	10/01/20	1,000,084	–	(1,000,084)	–	1,000,000	(1,000,000)	–
UTICA NY City School District GO	1.00%	10/09/20	2,930,885	–	(2,930,885)	–	2,931,377	(2,931,377)	–
Compass Bank AL CD	3.10%	12/04/20	246,000	–	(246,000)	–	247,351	(247,351)	–
Mercantile Bank MI CD	3.05%	12/07/20	246,000	–	(246,000)	–	247,390	(247,390)	–
Central State Bank IA CD	3.00%	12/07/20	249,000	–	(249,000)	–	250,365	(250,365)	–
Stearns Bank MN CD	3.00%	12/07/20	249,000	–	(249,000)	–	250,365	(250,365)	–
Morgan Stanley UT CD	3.05%	12/07/20	246,000	–	(246,000)	–	247,390	(247,390)	–
Ally Bank UT CD	3.05%	12/07/20	246,000	–	(246,000)	–	247,390	(247,390)	–
Citibank National SD CD	3.00%	12/07/20	35,000	–	(35,000)	–	35,195	(35,195)	–
Morgan Stanley Bank NY CD	3.05%	12/07/20	246,000	–	(246,000)	–	247,390	(247,390)	–
Merrick Bank UT CD	3.10%	12/07/20	249,000	–	(249,000)	–	250,409	(250,409)	–
Wells Fargo Bank SD CD	3.10%	12/14/20	249,000	–	(249,000)	–	250,559	(250,559)	–
Pinnacle Bank TN CD	3.05%	12/14/20	247,000	–	(247,000)	–	248,519	(248,519)	–
Vystar CU FL CD	3.25%	12/21/20	249,000	–	(249,000)	–	250,810	(250,810)	–
Georgia St GO	0.52%	02/01/21	3,680,437	–	(22,582)	3,657,855	3,684,602	(26,974)	3,657,629
Verona TWP NJ GO	0.90%	02/15/21	376,538	–	(1,025)	375,513	377,449	(1,714)	375,735
DeSoto TX ISD	1.40%	02/15/21	1,030,609	–	(3,740)	1,026,870	1,028,413	(2,368)	1,026,046
Austin Telco Fed CU CD	1.60%	03/04/21	249,000	–	–	249,000	250,312	(759)	249,553
Connecticut State GO	1.25%	04/15/21	515,124	–	(4,728)	510,396	517,984	(6,287)	511,696
Board COOP Ed. Svcs NY	1.15%	04/30/21	4,030,984	–	(13,446)	4,017,538	4,042,560	(17,760)	4,024,800
Dover NJ Taxable	0.60%	05/27/21	1,004,228	–	(1,628)	1,002,601	1,005,710	(2,150)	1,003,560
Wellsville NY Cent ISD	0.40%	06/25/21	2,671,306	–	(7,314)	2,663,992	2,672,499	(6,917)	2,665,582
Florida St Board of Admin Fin	0.75%	07/01/21	3,701,351	–	(17,242)	3,684,109	3,714,094	(23,689)	3,690,406
Florida St Board of Admin Fin	1.00%	07/01/21	303,654	–	(1,227)	302,427	305,268	(1,947)	303,321
Regional Transit Authority IL GO	1.37%	07/01/21	778,132	–	(7,767)	770,365	782,361	(7,814)	774,547
Secaucus NJ	0.25%	08/06/21	4,033,862	–	(10,049)	4,023,812	4,032,120	(8,120)	4,024,000
T-Bill	0.12%	09/09/21	4,994,267	1,533	–	4,995,800	4,993,700	3,300	4,997,000
Port of Seattle WA Rev	0.45%	10/01/21	328,889	–	(978)	327,911	328,666	(917)	327,750
Tarrant Cnty TX Cultural EDU	1.16%	10/01/21	622,809	–	(5,733)	617,075	626,700	(6,906)	619,794
Woodbridge Township NJ	0.20%	10/15/21	–	2,941,095	–	2,941,095	–	2,940,687	2,940,687
TOTAL / AVERAGE	**0.33%**		**$ 84,995,990**	**$ 24,162,513**	**$ (19,078,105)**	**$ 90,080,398**	**$ 85,053,778**	**$ 5,052,365**	**$ 90,106,143**

Allocation

December 31, 2020

Book Value	Yield	Maturity Date	Total	Cash Positions - Bank Investments	Cash Positions - Pool Investments	Certificates of Deposit- Negotiable	Municipal Bonds	US Treasury
Independent Bank MMA	1.30%		$ 5,480,309	$ 5,480,309	$ –	$ –	$ –	$ –
TexSTAR	0.07%		15,940,611	–	15,940,611	–	–	–
TexPool	0.09%		37,493,119	–	37,493,119	–	–	–
Georgia St GO	0.52%	02/01/21	3,657,855	–	–	–	3,657,855	–
Verona TWP NJ GO	0.90%	02/15/21	375,513	–	–	–	375,513	–
DeSoto TX ISD	1.40%	02/15/21	1,026,870	–	–	–	1,026,870	–
Austin Telco Fed CU CD	1.60%	03/04/21	249,000	–	–	249,000	–	–
Connecticut State GO	1.25%	04/15/21	510,396	–	–	–	510,396	–
Board COOP Ed. Svcs NY	1.15%	04/30/21	4,017,538	–	–	–	4,017,538	–
Dover NJ Taxable	0.60%	05/27/21	1,002,601	–	–	–	1,002,601	–
Wellsville NY Cent ISD	0.40%	06/25/21	2,663,992	–	–	–	2,663,992	–
Florida St Board of Admin Fin	0.75%	07/01/21	3,684,109	–	–	–	3,684,109	–
Florida St Board of Admin Fin	1.00%	07/01/21	302,427	–	–	–	302,427	–
Regional Transit Authority IL GO	1.37%	07/01/21	770,365	–	–	–	770,365	–
Secaucus NJ	0.25%	08/06/21	4,023,812	–	–	–	4,023,812	–
T-Bill	0.12%	09/09/21	4,995,800	–	–	–	–	4,995,800
Port of Seattle WA Rev	0.45%	10/01/21	327,911	–	–	–	327,911	–
Tarrant Cnty TX Cultural EDU	1.16%	10/01/21	617,075	–	–	–	617,075	–
Woodbridge Township NJ	0.20%	10/15/21	2,941,095	–	–	–	2,941,095	–
Totals			**$ 90,080,398**	**$ 5,480,309**	**$ 53,433,730**	**$ 249,000**	**$25,921,559**	**$ 4,995,800**

Allocation

December 31, 2020

Market Value	Yield	Maturity Date	Total	Cash Positions - Bank Investments	Cash Positions - Pool Investments	Certificates of Deposit-Negotiable	Municipal Bonds	US Treasury
Independent Bank MMA	1.30%		$ 5,480,309	$ 5,480,309	$ –	$ –	$ –	$ –
TexSTAR	0.07%		15,940,611	–	15,940,611	–	–	–
TexPool	0.09%		37,493,119	–	37,493,119	–	–	–
Georgia St GO	0.52%	02/01/21	3,657,629	–	–	–	3,657,629	–
Verona TWP NJ GO	0.90%	02/15/21	375,735	–	–	–	375,735	–
DeSoto TX ISD	1.40%	02/15/21	1,026,046	–	–	–	1,026,046	–
Austin Telco Fed CU CD	1.60%	03/04/21	249,553	–	–	249,553		–
Connecticut State GO	1.25%	04/15/21	511,696	–	–	–	511,696	–
Board COOP Ed. Svcs NY	1.15%	04/30/21	4,024,800	–	–	–	4,024,800	–
Dover NJ Taxable	0.60%	05/27/21	1,003,560	–	–	–	1,003,560	–
Wellsville NY Cent ISD	0.40%	06/25/21	2,665,582	–	–	–	2,665,582	–
Florida St Board of Admin Fin	0.75%	07/01/21	3,690,406	–	–	–	3,690,406	–
Florida St Board of Admin Fin	1.00%	07/01/21	303,321	–	–	–	303,321	–
Regional Transit Authority IL GO	1.37%	07/01/21	774,547	–	–	–	774,547	–
Secaucus NJ	0.25%	08/06/21	4,024,000	–	–	–	4,024,000	–
T-Bill	0.12%	09/09/21	4,997,000	–	–	–		4,997,000
Port of Seattle WA Rev	0.45%	10/01/21	327,750	–	–	–	327,750	–
Tarrant Cnty TX Cultural EDU	1.16%	10/01/21	619,794	–	–	–	619,794	–
Woodbridge Township NJ	0.20%	10/15/21	2,940,687	–	–	–	2,940,687	–
Totals			**$ 90,106,143**	**$ 5,480,309**	**$ 53,433,730**	**$ 249,553**	**$25,945,551**	**$ 4,997,000**

Allocation

September 30, 2020

Book Value	Yield	Maturity Date	Total	Cash Positions - Bank Investments	Cash Positions - Pool Investments	Certificates of Deposit-Negotiable	Municipal Bonds	US Treasury
Independent Bank MMA	1.30%		$ 4,765,920	$ 4,765,920	$ –	$ –	$ –	$ –
TexSTAR	0.13%		28,233,289	–	28,233,289	–	–	–
TexPool	0.15%		16,987,623	–	16,987,623	–	–	–
MO State Health & Education	1.90%	10/01/20	1,000,084	–	–	–	1,000,084	–
UTICA NY City School District GO	1.00%	10/09/20	2,930,885	–	–	–	2,930,885	–
Compass Bank AL CD	3.10%	12/04/20	246,000	–	–	246,000	–	–
Mercantile Bank MI CD	3.05%	12/07/20	246,000	–	–	246,000	–	–
Central State Bank IA CD	3.00%	12/07/20	249,000	–	–	249,000	–	–
Stearns Bank MN CD	3.00%	12/07/20	249,000	–	–	249,000	–	–
Morgan Stanley UT CD	3.05%	12/07/20	246,000	–	–	246,000	–	–
Ally Bank UT CD	3.05%	12/07/20	246,000	–	–	246,000	–	–
Citibank National SD CD	3.00%	12/07/20	35,000	–	–	35,000	–	–
Morgan Stanley Bank NY CD	3.05%	12/07/20	246,000	–	–	246,000	–	–
Merrick Bank UT CD	3.10%	12/07/20	249,000	–	–	249,000	–	–
Wells Fargo Bank SD CD	3.10%	12/14/20	249,000	–	–	249,000	–	–
Pinnacle Bank TN CD	3.05%	12/14/20	247,000	–	–	247,000	–	–
Vystar CU FL CD	3.25%	12/21/20	249,000	–	–	249,000	–	–
Georgia St GO	0.52%	02/01/21	3,680,437	–	–	–	3,680,437	–
Verona TWP NJ GO	0.90%	02/15/21	376,538	–	–	–	376,538	–
DeSoto TX ISD	1.40%	02/15/21	1,030,609	–	–	–	1,030,609	–
Austin Telco Fed CU CD	1.60%	03/04/21	249,000	–	–	249,000	–	–
Connecticut State GO	1.25%	04/15/21	515,124	–	–	–	515,124	–
Board COOP Ed. Svcs NY	1.15%	04/30/21	4,030,984	–	–	–	4,030,984	–
Dover NJ Taxable	0.60%	05/27/21	1,004,228	–	–	–	1,004,228	–
Wellsville NY Cent ISD	0.40%	06/25/21	2,671,306	–	–	–	2,671,306	–
Florida St Board of Admin Fin	0.75%	07/01/21	3,701,351	–	–	–	3,701,351	–
Florida St Board of Admin Fin	1.00%	07/01/21	303,654	–	–	–	303,654	–
Regional Transit Authority IL GO	1.37%	07/01/21	778,132	–	–	–	778,132	–
Secaucus NJ	0.25%	08/06/21	4,033,862	–	–	–	4,033,862	–
T-Bill	0.12%	09/09/21	4,994,267	–	–	–	–	4,994,267
Port of Seattle WA Rev	0.45%	10/01/21	328,889	–	–	–	328,889	–
Tarrant Cnty TX Cultural EDU	1.16%	10/01/21	622,809	–	–	–	622,809	–
Totals			**$ 84,995,990**	**$ 4,765,920**	**$ 45,220,912**	**$ 3,006,000**	**$27,008,891**	**$ 4,994,267**

Allocation

September 30, 2020

Market Value	Yield	Maturity Date	Total	Cash Positions - Bank Investments	Cash Positions - Pool Investments	Certificates of Deposit-Negotiable	Municipal Bonds	US Treasury
Independent Bank MMA	1.30%		$ 4,765,920	$ 4,765,920	$ –	$ –	$ –	$ –
TexSTAR	0.13%		28,233,289	–	28,233,289	–	–	–
TexPool	0.15%		16,987,623	–	16,987,623	–	–	–
MO State Health & Education	1.90%	10/01/20	1,000,000	–	–	–	1,000,000	–
UTICA NY City School District GO	1.00%	10/09/20	2,931,377	–	–	–	2,931,377	–
Compass Bank AL CD	3.10%	12/04/20	247,351	–	–	247,351	–	–
Mercantile Bank MI CD	3.05%	12/07/20	247,390	–	–	247,390	–	–
Central State Bank IA CD	3.00%	12/07/20	250,365	–	–	250,365	–	–
Stearns Bank MN CD	3.00%	12/07/20	250,365	–	–	250,365	–	–
Morgan Stanley UT CD	3.05%	12/07/20	247,390	–	–	247,390	–	–
Ally Bank UT CD	3.05%	12/07/20	247,390	–	–	247,390	–	–
Citibank National SD CD	3.00%	12/07/20	35,195	–	–	35,195	–	–
Morgan Stanley Bank NY CD	3.05%	12/07/20	247,390	–	–	247,390	–	–
Merrick Bank UT CD	3.10%	12/07/20	250,409	–	–	250,409	–	–
Wells Fargo Bank SD CD	3.10%	12/14/20	250,559	–	–	250,559		–
Pinnacle Bank TN CD	3.05%	12/14/20	248,519	–	–	248,519		–
Vystar CU FL CD	3.25%	12/21/20	250,810	–	–	250,810		–
Georgia St GO	0.52%	02/01/21	3,684,602	–	–	–	3,684,602	–
Verona TWP NJ GO	0.90%	02/15/21	377,449	–	–	–	377,449	–
DeSoto TX ISD	1.40%	02/15/21	1,028,413	–	–	–	1,028,413	–
Austin Telco Fed CU CD	1.60%	03/04/21	250,312	–	–	250,312		–
Connecticut State GO	1.25%	04/15/21	517,984	–	–	–	517,984	–
Board COOP Ed. Svcs NY	1.15%	04/30/21	4,042,560	–	–	–	4,042,560	–
Dover NJ Taxable	0.60%	05/27/21	1,005,710	–	–	–	1,005,710	–
Wellsville NY Cent ISD	0.40%	06/25/21	2,672,499	–	–	–	2,672,499	–
Florida St Board of Admin Fin	0.75%	07/01/21	3,714,094	–	–	–	3,714,094	–
Florida St Board of Admin Fin	1.00%	07/01/21	305,268	–	–	–	305,268	–
Regional Transit Authority IL GO	1.37%	07/01/21	782,361	–	–	–	782,361	–
Secaucus NJ	0.25%	08/06/21	4,032,120	–	–	–	4,032,120	–
T-Bill	0.12%	09/09/21	4,993,700	–	–	–		4,993,700
Port of Seattle WA Rev	0.45%	10/01/21	328,666	–	–	–	328,666	–
Tarrant Cnty TX Cultural EDU	1.16%	10/01/21	626,700	–	–	–	626,700	–
Totals			**$ 85,053,778**	**$ 4,765,920**	**$ 45,220,912**	**$ 3,023,443**	**$27,049,802**	**$ 4,993,700**

FINANCE DEPARTMENT

TOWN OF PROSPER

Prosper is a place where everyone matters.

To: **Mayor and Town Council**

From: **Betty Pamplin, Finance Director**

Through: **Harlan Jefferson, Town Manager**
Chuck Springer, Executive Director of Administrative Services

Re: **Town Council Meeting – February 9, 2021**

Agenda Item:
Consider and act upon an ordinance of the Town of Prosper, Texas amending Chapter 13, "Utilities," Section 13.07.009(a), Penalties or Disconnections During Coronavirus Public Health Emergency; and Creation of Coronavirus Disaster Economic Relief Fund" establishing an effective date to reinstate late payment fees or penalties and disconnection of services for non-payment of utility customer accounts. **(BP)**

Description of Agenda Item:
At the April 28, 2020 Town Council meeting an ordinance was passed amending Chapter 13 "Utilities" of the Town's code of ordinances by adding a new Section 13.07.009 "No Penalties or Disconnections During Coronavirus Public Health Emergency; and Creation of Coronavirus Disaster Economic Relief". Staff would like to amend section 13.07.009 (a) "Late Payment Penalties and Disconnections" to allow for the reinstatement of penalties and disconnection for non-payment as of May 1, 2021. Staff conducted a survey of the Town's survey cities regarding penalties and disconnection of services. Five of the eight cities that responded have already resumed disconnections and the assessment of penalties, two will resume in March/April 2021, and one has not set a date at this time. Staff is requesting to establish the May 1, 2021 date to have ample time to notify customers that are in jeopardy of having penalties assessed and/or disconnection of services. Under the proposed change customers will be in jeopardy of disconnection when an outstanding balance reaches two (2) months' worth of monthly single-family residential utility billings in the previous (rolling) twelve (12) month period. Monthly single-family residential utility billings shall be determined as follows: the Town-wide average monthly billing amount for single-family residential water and wastewater services, plus the standard single-family residential garbage service fee and the standard single-family residential drainage fee.

In April 2020 the Town pledged $25,000 in utility bill relief for residents. Cornerstone screens requests and refers accounts for relief to the Town. To date the Town has waived $8,842 in utility bill charges and staff continues to refer customers needing assistance to Cornerstone.

As of the January 15th billing the Town had 274 accounts 30 or more days past due for a total outstanding balance of $126,729. For the same period in January of 2020, there were 90 accounts

30 or more days past due for a total outstanding balance of $22,674. The average single outstanding account balance is $462.51, the lowest outstanding single account balance is $106.60, and the highest outstanding single account balance is $11,521.55.

Budget Impact:
The reinstatement of late penalties and disconnection of services for non-payment will allow the Town to collect revenue for past due accounts, as well as assess late payment penalties for outstanding balances.

Legal Obligations and Review:
Terrence Welch of Brown & Hofmeister, L.L.P., has reviewed and approved the budget amendment ordinance as to form and legality.

Attached Documents:
1. Ordinance

Town Staff Recommendation:
Town staff recommends approval of an ordinance of the Town of Prosper, Texas amending subsection (a), "Late Payment Penalties and Disconnections," of section 13.07.009, "No Penalties or Disconnections During Coronavirus Public Health Emergency; And Creation of Coronavirus Disaster Economic Relief Fund," of Article 13.07, "Utility Bills," of Chapter 13, "Utilities," of the Town's Code of Ordinances, by renaming section 13.07.009 "Penalties or Disconnections During Coronavirus Public Health Emergency; and Creation of Coronavirus Public Health Emergency; and Creation of Coronavirus Disaster Economic Relief Fund"; and addressing in subsection (a) thereof penalties and disconnections during the coronavirus public health emergency.

Proposed Motion:
I move to approve an ordinance of the Town of Prosper, Texas amending subsection (a), "Late Payment Penalties and Disconnections," of section 13.07.009, "No Penalties or Disconnections During Coronavirus Public Health Emergency; And Creation of Coronavirus Disaster Economic Relief Fund," of Article 13.07, "Utility Bills," of Chapter 13, "Utilities," of the Town's Code of Ordinances, by renaming section 13.07.009 "Penalties or Disconnections During Coronavirus Public Health Emergency; and Creation of Coronavirus Public Health Emergency; and Creation of Coronavirus Disaster Economic Relief Fund"; and addressing in subsection (a) thereof penalties and disconnections during the coronavirus public health emergency.

TOWN OF PROSPER, TEXAS **ORDINANCE NO. 2021-__**

AN ORDINANCE OF THE TOWN COUNCIL OF THE TOWN OF PROSPER, TEXAS, AMENDING SUBSECTION (a), "LATE PAYMENT PENALTIES AND DISCONNECTIONS," OF SECTION 13.07.009, "NO PENALTIES OR DISCONNECTIONS DURING CORONAVIRUS PUBLIC HEALTH EMERGENCY; AND CREATION OF CORONAVIRUS DISASTER ECONOMIC RELIEF FUND," OF ARTICLE 13.07, "UTILITY BILLS," OF CHAPTER 13, "UTILITIES," OF THE TOWN'S CODE OF ORDINANCES, BY RENAMING SECTION 13.07.009 "PENALTIES OR DISCONNECTIONS DURING CORONAVIRUS PUBLIC HEALTH EMERGENCY; AND CREATION OF CORONAVIRUS DISASTER ECONOMIC RELIEF FUND"; AND ADDRESSING IN SUBSECTION (a) THEREOF PENALTIES AND DISCONNECTIONS DURING THE CORONAVIRUS PUBLIC HEALTH EMERGENCY; MAKING FINDINGS; PROVIDING FOR REPEALING, SAVINGS AND SEVERABILITY CLAUSES; AND PROVIDING FOR AN EFFECTIVE DATE.

WHEREAS, on or about April 28, 2020, the Town Council created the Coronavirus Disaster Economic Relief Fund, a program to assist utility account holders who may be late in payments of their utility bills as a result of the Coronavirus public health emergency; and

WHEREAS, approximately nine (9) months subsequent to the adoption of the Coronavirus Disaster Economic Relief Fund, certain revisions to said program merit minor revisions; and

WHEREAS, the Town, as a home-rule municipality, possesses the full power of self-government, pursuant to article XI, section 5 of the Texas Constitution, which includes the authority to legislate for the betterment and health of its citizens, and it is in the exercise of such powers and authority that the Town Council adopts this Ordinance.

NOW, THEREFORE, BE IT ORDAINED BY THE TOWN COUNCIL OF THE TOWN OF PROSPER, TEXAS, THAT:

SECTION 1

The findings set forth above are incorporated into the body of this Ordinance as if fully set forth herein.

SECTION 2

From and after the effective date of this Ordinance, Subsection (a), "Late Payment Penalties and Disconnections," of Section 13.07.009, "No Penalties or Disconnections during Coronavirus Public Health Emergency; and Creation of Coronavirus Disaster Economic Relief Fund," of Article 13.07, "Utility Bills," of Chapter 13, "Utilities," of the Town's Code of Ordinances, is hereby amended to read as follows:

"**ARTICLE 13.07 UTILITY BILLS**

* * *

Sec. 13.07.009 Penalties or Disconnections During Coronavirus Public Health Emergency; and Creation of Coronavirus Disaster Economic Relief Fund

(a) Late Payment Penalties and Disconnections. Notwithstanding any provision in this Article to the contrary, during the pendency of the Coronavirus Public Health Emergency declared by the Governor of the State of Texas, and effective May 1, 2021, the Town shall charge late payment fees or penalties, and further, may terminate service to any utility customer (either residential or commercial) when an outstanding balance reaches an amount equal to two (2) months' worth of monthly single-family residential utility billings in the previous (rolling) twelve (12) month period. Monthly single-family residential utility billings shall be determined as follows: the Town-wide average monthly billing amount for single-family residential water and wastewater services, plus the standard single-family residential garbage service fee and the standard single-family residential drainage fee, with all amounts as determined by the Town in its sole discretion."

SECTION 3

Should any section, subsection, sentence, clause or phrase of this Ordinance be declared unconstitutional or invalid by a court of competent jurisdiction, it is expressly provided that any and all remaining portions of this Ordinance shall remain in full force and effect. The Town hereby declares that it would have passed this Ordinance, and each section, subsection, clause or phrase thereof, irrespective of the fact that any one or more sections, subsections, sentences, clauses and phrases be declared unconstitutional or invalid.

SECTION 4

All provisions of any ordinance in conflict with this Ordinance are hereby repealed to the extent they are in conflict, and any remaining portions of said ordinances shall remain in full force and effect.

SECTION 5

This Ordinance shall become effective from and after its adoption, as provided by law.

DULY PASSED, APPROVED, AND ADOPTED BY THE TOWN COUNCIL OF THE TOWN OF PROSPER, TEXAS, ON THIS 9TH DAY OF FEBRUARY, 2021.

_____
Ray Smith, Mayor

ATTEST:

_____
Melissa Lee, Town Secretary

APPROVED AS TO FORM AND LEGALITY:

_____
Terrence S. Welch, Town Attorney

PARKS AND RECREATION

TOWN OF PROSPER
Prosper is a place where everyone matters.

To: **Mayor and Town Council**

From: **Dudley Raymond, Director of Parks and Recreation**

Through: **Harlan Jefferson, Town Manager**

Re: **Town Council Meeting – February 9, 2021**

Agenda Item:
Consider and act upon approving the purchase of a Multi Pro 5800 chemical spray unit from Professional Turf Products, through the Texas Local Government Purchasing Cooperative; and authorizing the Town Manager to execute documents for the same.

Description of Agenda Item:
The unit being purchased is a highly used piece of equipment for the Park Operations Division. This unit is used to apply herbicide, fungicide, fertilizer, and pesticides to turf grass, trees and ornamental plants within the Towns parks, medians, and sports fields. The unit requested is replacing an existing unit that is due for replacement through the VERF.

Local governments are authorized by the Interlocal Cooperation Act, V.T.C.A. Government Code, Chapter 791, to enter into joint contracts and agreements for the performance of governmental functions and services, including administrative functions normally associated with the operation of government (such as purchasing necessary materials and equipment).

The Town of Prosper entered into an interlocal participation agreement in June 2005, providing the Town's participation in the Texas Local Government Purchasing Cooperative. Participation in the cooperative purchasing program allows our local government to purchase goods and services from the cooperative's online purchasing system, BuyBoard, while satisfying all competitive bidding requirements.

Budget Impact:
This is an approved FY 2020-2021 VERF replacement unit in the amount of $69,850.02. The purchase price is $69,850.02 and will be funded from VERF Account 410-6140-60-02.

Attached Documents:
1. Buyboard Proposal

Town Staff Recommendation:

Town staff recommends the Council approve the purchase of a Multi Pro 5800 chemical spray unit from Professional Turf Products, through the Texas Local Government Purchasing Cooperative; and authorize the Town Manager to execute documents for the same.

Proposed Motion:

I move to approve the purchase of a Multi Pro 5800 chemical spray unit from Professional Turf Products, through the Texas Local Government Purchasing Cooperative; and authorize the Town Manager to execute documents for the same.

Professional Turf Products, L.P.
1010 North Industrial Blvd.
Euless, Texas 76039
Will Dutton
(972) 746-7637
duttonw@proturf.com

Count on it.

Ship To	Town of Prosper	Date:	12/2/2020
Bill To	BUYBOARD (CONTRACT # 611-20) - Credit Cards Not Accepted	Tax Rate	
Contact	Matt Furr	Destination	2.00%
Address	407 East First ST. Prosper, TX, 75078	Trade-In	
		Finance	
Phone	(972) 346-3502	Account Type	Contract
Email		QMS: ID	Standard
Comments:			

Proposal

Qty	Model #	Description	Unit	Extended
1	41394	Multi Pro 5800-G with ExcelaRate		
12	120-0701	Red 0.40 gpm nozzle @ 40 PSI		
12	120-0702	Brown 0.50 gpm nozzle @ 40 PSI		
12	120-0703	Gray 0.60 gpm nozzle @ 40 PSI		
1	127-9826	Lance Suction Assembly		
1	41249	Foam Marker Kit		
1	41602	Drift Reduction Boom Shroud Kit		
1	41622	Chemical Pre-Mix Kit - MP5800 (KZ Valve)		
1	120-8508	Heavy Duty Spring Kit		
1	136-0458	Finish Kit, Foam Marker		
1	41219	Ultra Sonic Boom II Kit		
1	130-8229	Finish Kit (Finish Kit for Ultra Sonic Boom II Kit)		
1	Freight	Freight for Cab		
1	A-11836	MultiPro 5800 Cab		
1	A-12235	Air Conditioner Kit for MP5800 Cab		
1	A-11840	Full View Interior Mirror for MP5800 Cab		
1	A-11838	Wiper for MP5800 Cab		
		Multi Pro 5800-G with ExcelaRate	**$**	**69,850.02**
		SubTotal	**$**	**69,850.02**
		Destination		**Included**
		Tax (Estimated)	**$**	**-**
		TOTAL	**$**	**69,850.02**

Comments:

For all New Equipment, Demo units may be available for up to 20% savings.
For all New Equipment, Refurbished units may be available for up to 40% savings.

Terms & Conditions:

Confidential Property of Professional Turf Products

1. Orders are considered contractual. Order cancellations are subject to fees up to 10% of the original order value.
2. New equipment delivery time is estimated at six weeks from the time credit is approved & documents are executed.
3. Pricing, including finance options, valid for 30 days from time of quotation.
4. Payments by Credit Card are subject to convenience fee.
5. After 30 days all prices are subject to change without notice.
6. Used and Demo equipment is in high demand and availability is subject to change.
   A. Upon firm customer commitment to purchase, said equipment availability will be determined and "locked".
   B. In the event equipment is unavailable at time of order, PTP will employ every resource to secure an acceptable substitute.
   C. PTP strongly advises the customer to issue a firm PO as quickly as possible after acceptance of quotation.
7. "Trade In Allowances" will be treated as a credit for future parts purchases on PTP account unless other arrangements have been made.

Returns Policy:

1. All returns are subject to restocking, refurbishing, usage, and shipping fees.
2. All returns must be able to be sold as new.
3. Items missing parts are non returnable.
4. Professional Turf Products will have sole discretion as to the resalable condition of the product.
5. This policy does not apply to items that are defective, or shipped incorrectly by PTP or one of its vendors.

Payment:

1. Terms are net 10 unless prior arrangements have been made.
2. Quoted prices are subject to credit approval.
   A. PTP will work with third party financial institutions to secure leases when requested to do so.
   B. When using third party financiers, documentation fees & advance payments may be required.
   C. For convenience, monthly payments are estimated based on third party rate factors in effect at time of the quotation.
   D. PTP assumes no liability in the event credit becomes unavailable or rates change during the approval process.
3. There will be a service charge equal to 1.5% per month (18% per annum) on all past due invoices.
4. By Law we are required to file a "Notice to Owner" of our intent to file lien in the event of payment default.
   This notice must be sent within 60 days of the date the original invoice and will happen automatically regardless of any special payment arrangements that may have been made.

Authorized Signature: _____ **Date:** _____

ENGINEERING SERVICES

TOWN OF PROSPER
Prosper is a place where everyone matters.

To: **Mayor and Town Council**

From: **Hulon T. Webb, Jr., Director of Engineering Services**

Through: **Harlan Jefferson, Town Manager**
Rebecca Zook, Executive Director of Development and Infrastructure Services

Re: **Town Council Meeting – February 9, 2021**

Agenda Item:
Consider and act upon authorizing the Town Manager to execute the First Amendment to the Wastewater Impact Fees Reimbursement Agreement between VP WINDSONG OPERATIONS LLC, and VP WINDSONG INVESTMENTS LLC, both as successors-in-interest to TVG Texas I, LLC, and the Town of Prosper, Texas, related to the extension of wastewater lines to serve the Windsong Ranch development.

Description of Agenda Item:
At the September 8, 2020, Town Council meeting, the Town Council approved an amendment to the Town of Prosper Wastewater Systems Capital Improvement Plan to update the plan to include the wastewater line being constructed by Windsong Ranch to adequately serve the area east of Doe Branch, and to update the wastewater line on the west side of Doe Branch to show a single point of connection to the UTRWD trunk main. The proposed amendment to the Wastewater Impact Fees Reimbursement Agreement for the Windsong Ranch development is the companion piece to that approved plan change and allows the actual costs for the design and construction of the wastewater improvements to be eligible for reimbursement of wastewater impact fees collected from the Windsong Ranch development.

Budget Impact:
Today's estimated cost for the design and construction of all of the anticipated wastewater lines is $6,283,288. The current anticipated wastewater impact fees owed by the Windsong Ranch development are $6,775,591. Per the terms of an existing Water and Sewer Improvement Development Agreement between the Town of Prosper, Forest City Prosper Limited Partnership (now VP WINDSONG OPERATIONS LLC, and VP WINDSONG INVESTMENTS LLC), and Prosper Partners, LP, the wastewater impact fees collected with the Windsong Ranch development will be credited first towards that agreement. The reimbursement for wastewater as outlined in the Water and Sewer Improvement Development Agreement is $2,044,964. Once the reimbursement obligations of that agreement are met, any wastewater impact fees collected within the service area depicted in this agreement will be paid to VP WINDSONG OPERATIONS LLC,

and VP WINDSONG INVESTMENTS LLC, to reimbursement for the extension of the wastewater lines associated with the Windsong Ranch development. If after ten years there still exists a balance of reimbursements due, the Town will reimburse VP WINDSONG OPERATIONS LLC, and VP WINDSONG INVESTMENTS LLC, from applicable wastewater impact fee funds. Since the anticipated wastewater impact fees owed by the Windsong Ranch development are more than the estimated cost of the anticipated wastewater lines and reimbursement obligations of the existing Water and Sewer Improvement Development Agreement, additional reimbursement from the wastewater impact fee fund is not expected.

Legal Obligations and Review:

Terrence Welch of Brown & Hofmeister, L.L.P., has reviewed the agreement as to form and legality.

Attached Documents:

1. Town of Prosper Wastewater System Capital Improvement Plan
2. First Amendment Wastewater Impact Fees Reimbursement Agreement

Town Staff Recommendation:

Town staff recommends that the Town Council authorize the Town Manager to execute the First Amendment to the Wastewater Impact Fees Reimbursement Agreement between VP WINDSONG OPERATIONS LLC, and VP WINDSONG INVESTMENTS LLC, both as successors-in-interest to TVG Texas I, LLC, and the Town of Prosper, Texas, related to the extension of wastewater lines to serve the Windsong Ranch development.

Proposed Motion:

I move to authorize the Town Manager execute the First Amendment to the Wastewater Impact Fees Reimbursement Agreement between VP WINDSONG OPERATIONS LLC, and VP WINDSONG INVESTMENTS LLC, both as successors-in-interest to TVG Texas I, LLC, and the Town of Prosper, Texas, related to the extension of wastewater lines to serve the Windsong Ranch development.

Town of Prosper Wastewater System Capital Improvement Plan – Windsong Ranch

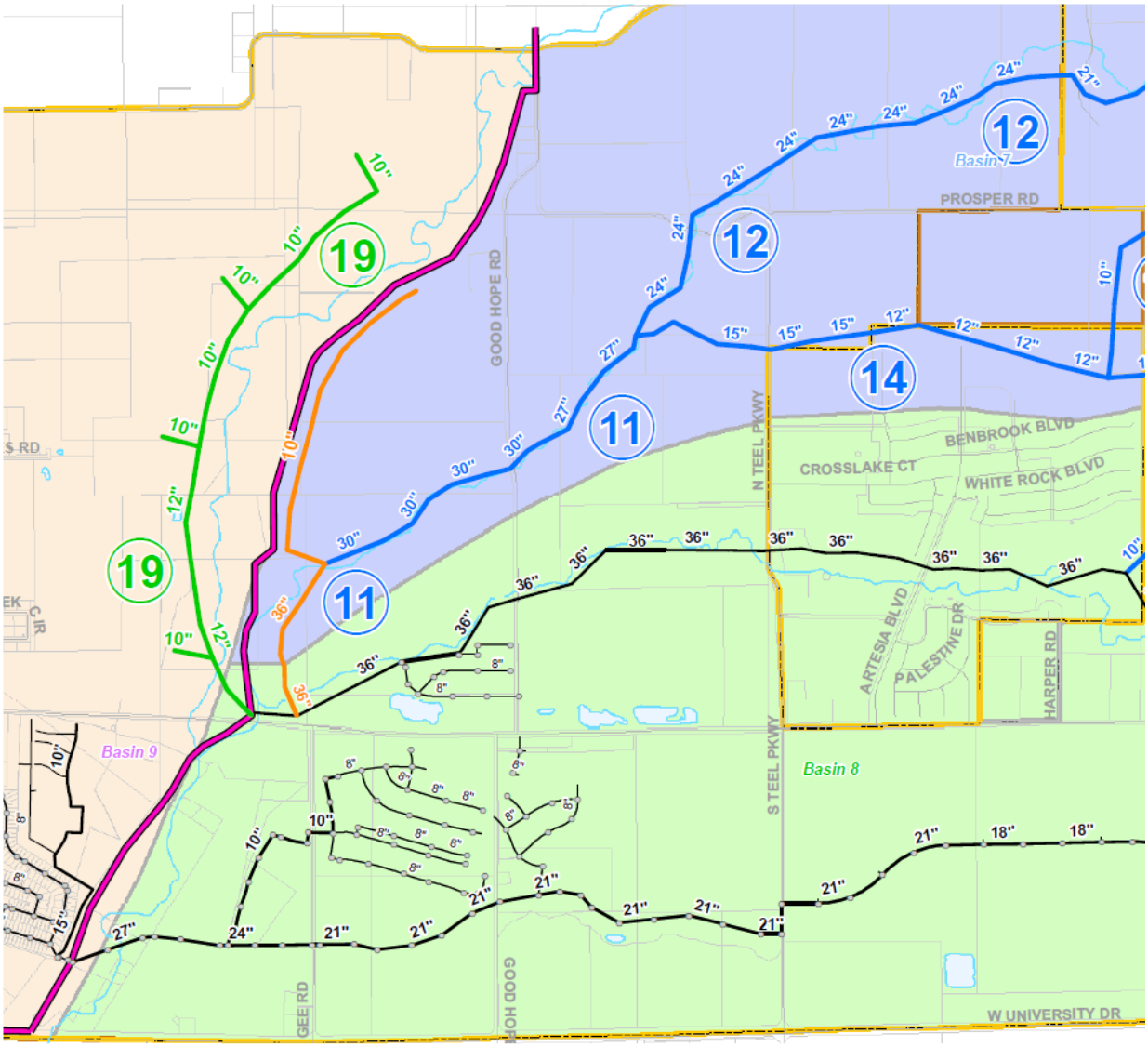

FIRST AMENDMENT TO WINDSONG RANCH WASTEWATER IMPACT FEES REIMBURSEMENT AGREEMENT

This FIRST AMENDMENT TO WINDSONG RANCH WASTEWATER IMPACT FEES REIMBURSEMENT AGREEMENT (the "**Amendment**") is made effective as of the ___ day of _____, 202__ (the "**Effective Date**") between **VP WINDSONG OPERATIONS LLC**, a Delaware limited liability company, and **VP WINDSONG INVESTMENTS LLC**, a Delaware limited liability company, both as successors-in-interest to TVG Texas I, LLC (collectively, "**Developer**"), and the **TOWN OF PROSPER, TEXAS** ("**Town**"), collectively referred to as the "**Parties**."

RECITALS

A. The Parties are parties to that certain Windsong Ranch Wastewater Impact Fees Reimbursement Agreement dated as of January 26, 2016, recorded February 11, 2016 under Instrument No. 2016-15053 in the Official Public Records of Denton County, Texas (the "**Agreement**"). All capitalized terms set forth in this Amendment that are not otherwise defined herein shall have the meaning set forth in the Agreement.

B. The Parties desire to amend the Agreement, as more specifically set forth below in this Amendment.

AGREEMENT

NOW THEREFORE, in consideration of the foregoing recitals and the covenants and conditions contained herein, and for other good and valuable consideration, the receipt and sufficiency of which are hereby acknowledged, the Parties agree to amend the Agreement as follows:

1. Wastewater CIP Projects. Exhibit B attached to the Agreement depicting the Wastewater CIP Projects is hereby deleted and replaced with **Exhibit B** attached to this Amendment, which includes a depiction of the Upper Doe Branch Trunk Sewer and other updates to the depiction of the Wastewater CIP Projects.

2. Reimbursements for Wastewater Impact Fees. Exhibit C attached to the Agreement describing the proposed phase of the Property and anticipated wastewater impact fees to be collected by the Town and reimbursed to the Developer by the Town is hereby deleted and replaced with **Exhibit C** attached to this Amendment.

3. Developer's Notice Address. Developer's address for notice purposes is hereby replaced with the following:

VP Windsong Operations LLC
2242 Good Hope Road
Prosper, Texas 75078
Attn: David R. Blom
e-mail: dblom@tellusgroupllc.com

With a copy to: VP Windsong Investments LLC
2242 Good Hope Road
Prosper, Texas 75078
Attn: David R. Blom
e-mail: dblom@tellusgroupllc.com

4. Miscellaneous.

(a) Incorporation. Except as expressly amended hereby, the Agreement, including all exhibits and schedules attached thereto remains unmodified and in full force and effect and is incorporated into this Amendment as if fully set forth herein.

(b) Conflict. In the event of a conflict or discrepancy between the Agreement and this Amendment, the provisions of this Amendment shall control.

(c) Successors and Assigns. This Amendment shall inure to the benefit of and be binding upon the Parties and their respective successors and assigns.

(d) Entire Agreement. This Amendment constitutes the entire agreement of the Parties with respect to the subject matter hereof. The Agreement and this Amendment shall not be further amended or modified except by a written instrument signed by the Parties.

(e) Counterparts; Authority; Facsimile Signatures. This Amendment may be executed in counterparts, each of which shall be deemed an original, but all of which, together, shall constitute one and the same document.

[*Remainder of the page left intentionally blank; signatures appear on the following page(s)*]

IN WITNESS WHEREOF, Developer has executed this Amendment to be effective as of the Effective Date.

DEVELOPER:

VP WINDSONG OPERATIONS LLC,
a Delaware limited liability company

By:_____
David R. Blom, Vice President

VP WINDSONG INVESTMENTS LLC,
a Delaware limited liability company

By:_____
David R. Blom, Vice President

STATE OF TEXAS)
)
COUNTY OF DENTON)

This instrument was acknowledged before me on this the ____ day of _____, 202__ by David R. Blom, Vice President of the VP WINDSONG OPERATIONS LLC, a Delaware limited liability company, on behalf of said company.

_____
Notary Public

STATE OF TEXAS)
)
COUNTY OF DENTON)

This instrument was acknowledged before me on this the ____ day of _____, 202__ by David R. Blom, Vice President of the VP WINDSONG INVESTMENTS LLC, a Delaware limited liability company, on behalf of said company.

_____
Notary Public

IN WITNESS WHEREOF, Town has executed this Amendment to be effective as of the Effective Date.

TOWN:

THE TOWN OF PROSPER, TEXAS

By:_____
Harlan Jefferson, Town Manager

STATE OF TEXAS)
)
COUNTY OF COLLIN)

This instrument was acknowledged before me on this the ____ day of _____, 202__ by Harlan Jefferson, Town Manager of the Town of Prosper, Texas, on behalf of the Town of Prosper.

_____
Notary Public

EXHIBIT B

Wastewater CIP Projects to be Constructed by Developer

SEE NEXT PAGE

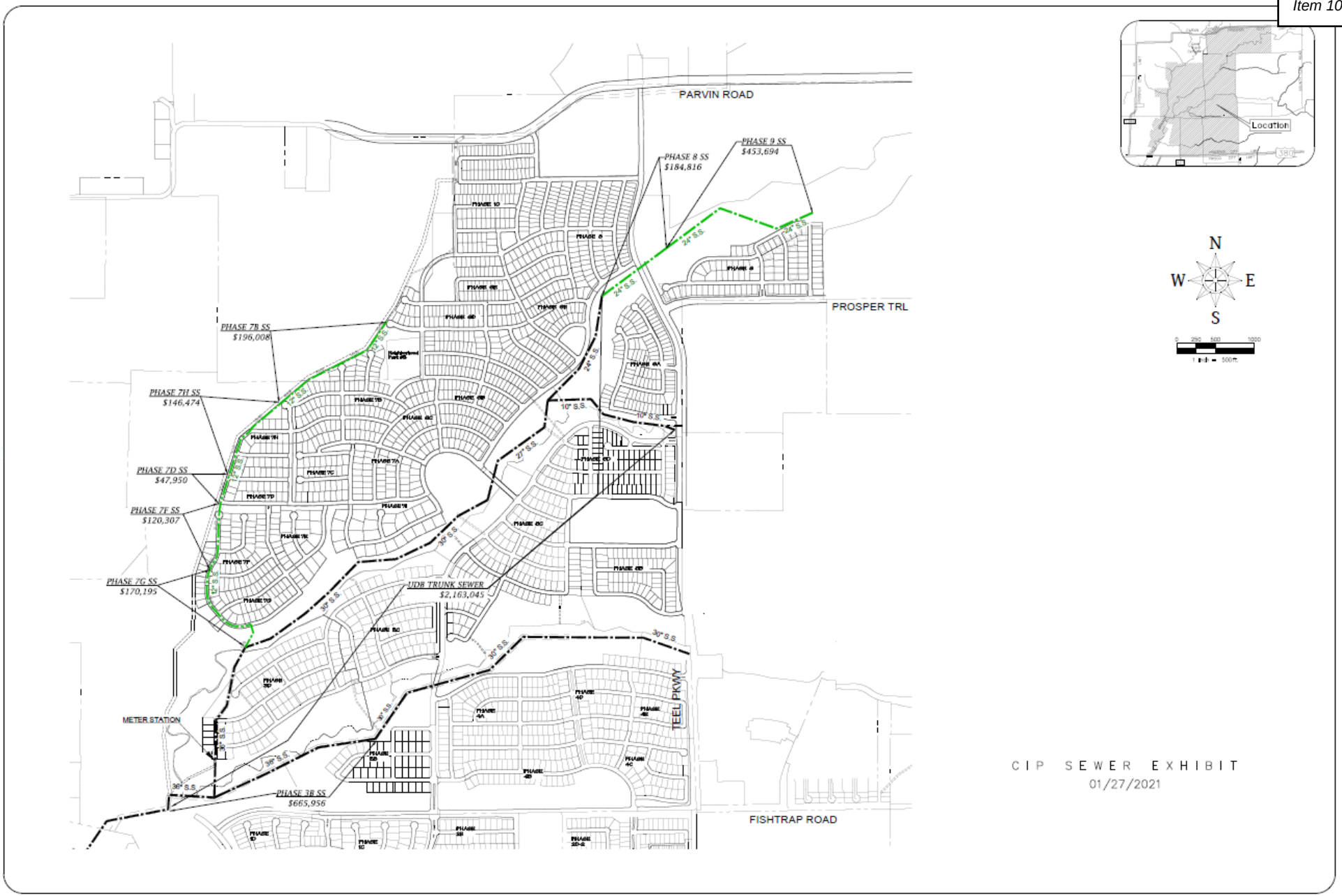
PARVIN ROAD
PROSPER TRL
FISHTRAP ROAD
TEEL PKWY
PHASE 8 SS
$184,816
PHASE 9 SS
$453,694
PHASE 7B SS
$196,008
PHASE 7H SS
$146,474
PHASE 7D SS
$47,950
PHASE 7F SS
$120,307
PHASE 7G SS
$170,195
UDR TRUNK SEWER
$2,163,045
PHASE 3B SS
$665,956
METER STATION
24" S.S.
30" S.S.
27" S.S.
12" S.S.
10" S.S.
Location
N
W
E
S
CIP SEWER EXHIBIT
01/27/2021

EXHIBIT C

Anticipated Phasing of Development and Projected Wastewater Impact Fees

SEE NEXT PAGE

Windsong Ranch - Prosper, Texas

Capital Improvement Projects (CIP)

Development Phase	Lot Counts	Sewer	Plat Approved 2/27/17 or earlier Impact Fees Available ($683/lot)	Plat Approved 2/28/17 or later Impact Fees Available ($2,822/lot)	Net
West Side Utilities	0	$2,044,964	$0		-$2,044,964
Multifamily*	300	$0	$39,348		$39,348
Phases 1A & 1B	175	$0	$119,525		$119,525
Phase 1C	47	$89,879	$32,101		-$57,778
Phase 1D	54	$0		$152,388	$152,388
Phase 2A	51	$0	$34,833		$34,833
Phase 2B	47	$0	$32,101		$32,101
Phases 2C-1	158	$0	$107,914		$107,914
Phases 2C-2	163	$0		$459,986	$459,986
Phases 2D-1	89	$0	$60,787		$60,787
Phases 2D-2	72	$0		$203,184	$203,184
Phase 2E	26	$0	$17,758		$17,758
Phase 3A-1	47	$0	$32,101		$32,101
Phase 3A-2	54	$0	$36,882		$36,882
Phase 3B	50	$665,956	$34,150		-$631,806
Phase 3C	88	$0		$248,336	$248,336
Phase 3D	95	$0	$64,885		$64,885
Phase 4A	127	$0	$86,741		$86,741
Phase 4B	63	$0	$43,029		$43,029
Phase 4C	67	$0		$189,074	$189,074
Phase 4D	51	$0		$143,922	$143,922
Phase 4E	47	$0		$132,634	$132,634
Phase 5A	68	$0		$191,896	$191,896
Phase 5B	72	$0		$203,184	$203,184
Phase 5C	74	$0		$208,828	$208,828
UDB Trunk Sewer	0	$2,163,045		$0	-$2,163,045
Phase 5D	93	$0		$262,446	$262,446
Phase 6A	102	$0		$287,844	$287,844
Phase 6B	120	$0		$338,640	$338,640
Phase 6C	62	$0		$174,964	$174,964
Phase 6D	116	$0		$327,352	$327,352
Phase 6E	104	$0		$293,488	$293,488
Phase 7A	48	$0		$135,456	$135,456
Phase 7B	79	$196,008		$222,938	$26,930
Phase 7C	49	$0		$138,278	$138,278
Phase 7D	0	$47,950		$0	-$47,950
Phase 7E	15	$0		$42,330	$42,330
Phase 7F	63	$120,307		$177,786	$57,479
Phase 7G	56	$170,195		$158,032	-$12,163
Phase 7H	26	$146,474		$73,372	-$73,102
Phase 7I	25	$0		$70,550	$70,550
Phase 8	332	$184,816		$936,904	$752,088
Phase 9	92	$453,694		$259,624	-$194,070
Subtotal (Impact Fees Available)			**$742,155**	**$6,033,436**	
Totals	**3467**	**$6,283,288**	**$6,775,591**		**$492,303**

*Multi-Family Sewer Impact Fees = ($2,186 * 18 - 2" displacement meters) = $39,348

PLANNING

TOWN OF PROSPER

Prosper is a place where everyone matters.

To: **Mayor and Town Council**

From: **Alex Glushko, AICP, Planning Manager**

Through: **Harlan Jefferson, Town Manager**
Rebecca Zook, P.E., Executive Director of Development & Infrastructure Services

Re: **Town Council Meeting – February 9, 2021**

Agenda Item:

Conduct a Public Hearing, and consider and act upon a request to amend Subdistrict 2 of Planned Development-67 (PD-67), on 217.8± acres, generally to modify the multifamily development standards for the Gates of Prosper, located on the southwest corner of Coleman Street and Lovers Lane. (Z20-0022).

Description of Agenda Item:

The purpose of the request is to amend a portion of PD-67 for the Gates of Prosper, generally to modify the multifamily development standards. Specifically, the request would remove the minimum density regulations and build-to line regulations, as well as allow for dead-end parking, related to the multifamily development within Subdistrict 2 (Lifestyle Center) of PD-67. The proposed amendment does not revise the location of the proposed multifamily within the development, nor does it increase the maximum allowable number of multifamily units. Details of the proposed amendment are outlined below.

- *Minimum density requirements* – Currently, PD-67 requires a minimum density of 24 dwelling units per net acre. The applicant is requesting that the minimum density be removed in order to allow greater flexibility in preparing their Site Plan. Significant areas in the vicinity of the multifamily area are encumbered with existing easements that will make achieving the minimum density difficult. Removing the minimum density will allow the applicant greater flexibility in laying out the overall site. Removing the density regulation will also allow for additional open space within the development. The attached conceptual site layout, which is not proposed to be included in the PD, identifies the various easements, and illustrates the anticipated open space that would be included within the development.

- *Build-to lines* – The PD requires build-to lines where multifamily buildings are adjacent to streets with on-street parallel parking. With this request, the applicant is proposing to remove the build-to line regulation, due to the anticipated curves in the adjacent roadway. As is also shown on the conceptual site layout, the curved roads make it challenging for the applicant to place the entirety of the proposed multifamily buildings along the build-to line, without

constructing curved buildings. The applicant will rely on the minimum building setbacks to govern the development.

- *Dead-end Parking Aisles* – Dead-end parking aisles are currently prohibited for multifamily and non-residential uses within the PD. This requirement makes sense especially for retail parking lots with large numbers of vehicles and multiple points of access. However, short dead-end parking aisles are typical when laying out parking areas for multifamily developments, and specifically where parking is interspaced between multifamily buildings.

Conceptual building elevations are also attached for review but are not proposed to be incorporated into the PD amendment.

Legal Obligations and Review:

Notification was provided to neighboring property owners as required by State law. To date, Town staff has not received any Public Hearing Notice Reply Forms.

Attached Documents:

1. Aerial and Zoning Maps
2. Redline Exhibit C
3. Conceptual Multifamily Site Layout (for informational purposes only)
4. Conceptual Multifamily Building Elevations (for informational purposes only)

Staff Recommendation:

Staff recommends the Town Council approve the request to amend Subdistrict 2 of Planned Development-67 (PD-67), on 217.8± acres, generally to modify the multifamily development standards for the Gates of Prosper, located on the southwest corner of Coleman Street and Lovers Lane.

Planning & Zoning Commission Recommendation:

At their January 19, 2021 meeting, the Planning & Zoning Commission recommended the Town Council approve the request, by a vote of 6-0.

Proposed Motion:

I move to approve the request to amend Subdistrict 2 of Planned Development-67 (PD-67), on 217.8± acres, generally to modify the multifamily development standards for the Gates of Prosper, located on the southwest corner of Coleman Street and Lovers Lane.

Z20-0022 - Gates of Prosper - Multi-family

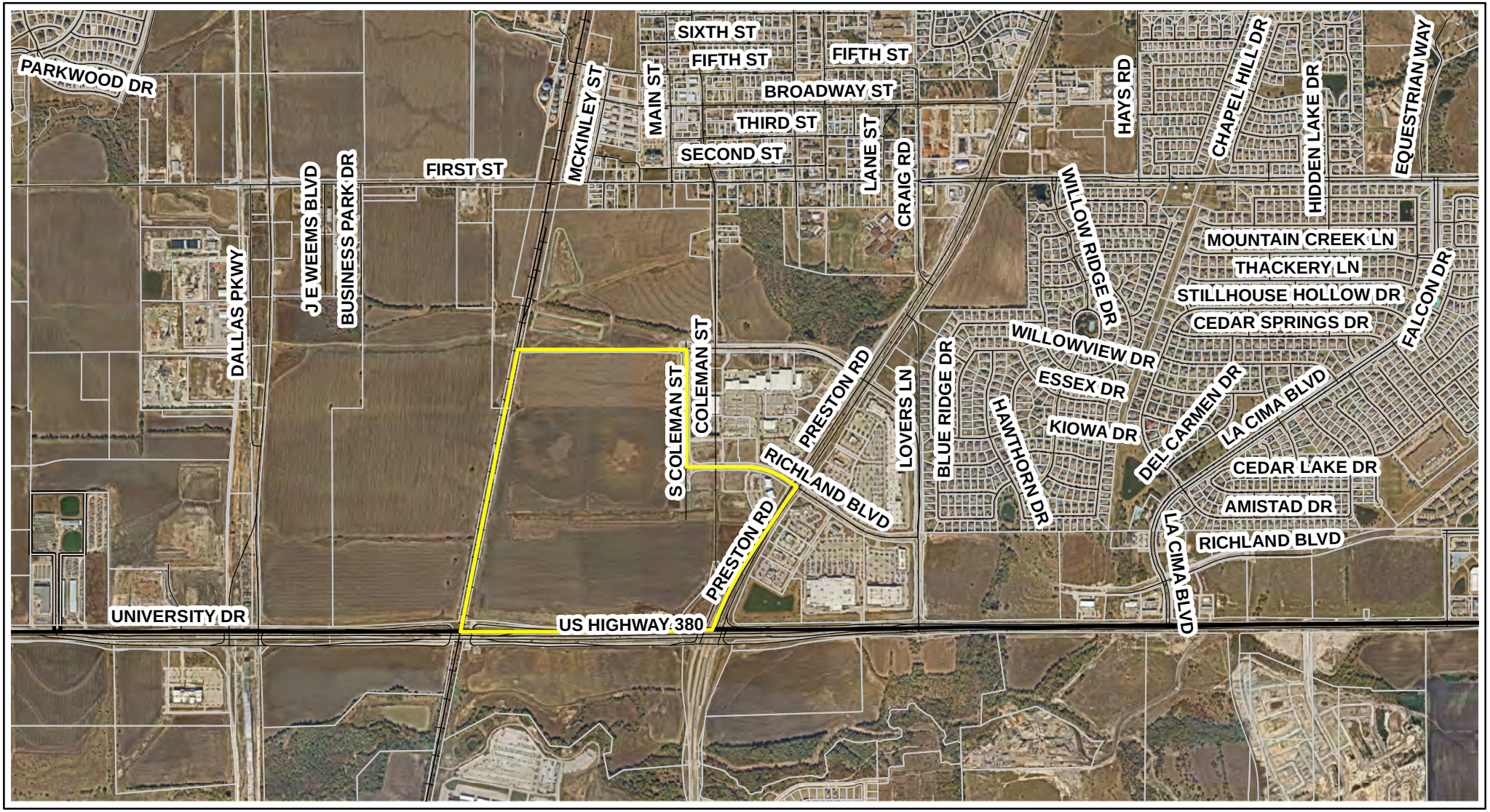

This map is for illustration purposes only.

0 1,000 2,000 Feet

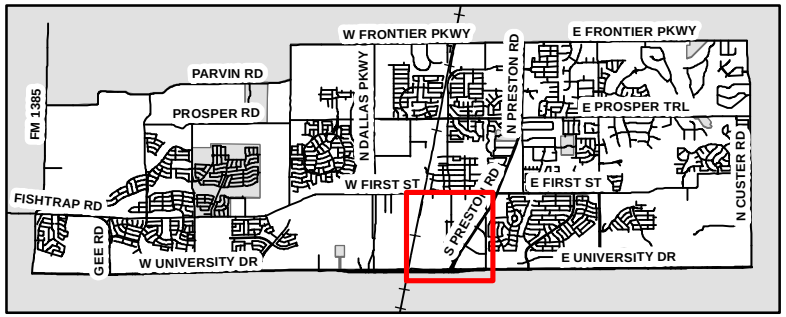

TOWN OF PROSPER

Z20-0022 - Gates of Prosper - Multi-family

This map is for illustration purposes only.

0 1,000 2,000 Feet

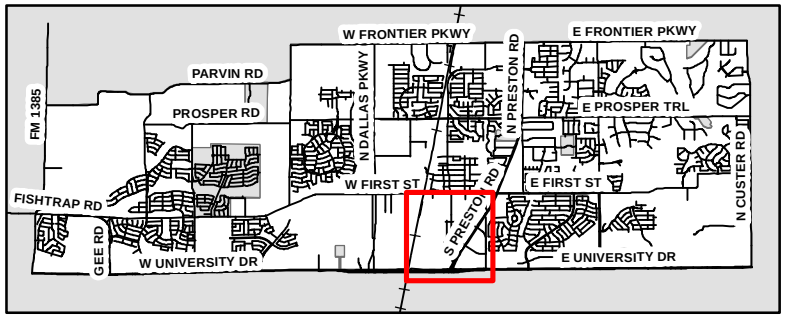

3.2.1 Property Development Regulations. The proposed land uses and housing types shall conform to the property development regulations in this Section. The proposed land uses within Subdistrict 2 may utilize the Urban Standards in Tables 3-3, 3-4 and 3-5. In addition, where Urban Standards are utilized, these standards shall apply to an entire block length so as not to disrupt the continuity of the streetscape.

Table 3-1. Size of Yards

Land Use/Housing Type[1]	Minimum Front[5]	Minimum Side	Minimum Corner[5]	Minimum Rear
Retail	5 ft.	(2)	5 ft.	(2)
Commercial	5 ft.	(2)	5 ft.	(2)
Office	5 ft.	(2)	5 ft.	(2)
Mixed Use	5 ft.	(2)	5 ft.	(2)
Townhome[3]	5 ft.	5 ft.[4]	5 ft.	20 ft.
Multifamily, Urban Living	5 ft.	(2,4)	5 ft.	(2)

Notes

1. Refer to Section 8.0 for definitions pertaining to Retail, Commercial, Office and Mixed Use Land Uses.
2. Minimum setback of 10 feet adjacent to a nonresidential district. Minimum setback of 25 feet adjacent to a residential district. Setback may be eliminated for attached buildings.
3. Vehicular access for Townhomes shall be provided at the rear of the unit via alleys
4. A minimum building separation of 15 feet is required between buildings. Zero feet between individual attached units.
5. Additional area needed for sidewalks, outdoor dining, landscaping, etc. may be provided within public ROW and/or easements of the adjacent roadways upon approval by Town staff.

Table 3-2. Size of Lots and Lot Coverage—Non-Residential & Mixed Use

Land Use[1]	Minimum Lot Area	Minimum Lot Width	Minimum Lot Depth	Maximum Lot Coverage	Maximum FAR
Retail	10,000 sq. ft.	100 ft.	100 ft.	90%[2]	0.6:1.0
Commercial	10,000 sq. ft.	100 ft.	100 ft.	90%[2]	3.0:1.0
Office	7,000 sq. ft.	70 ft.	100 ft.	90%[2]	5.0:1.0
Mixed Use (Vertical)	10,000 sq. ft.	100 ft.	100 ft.	100%[2]	5.0:1.0

Notes

1. Refer to Section 8.0 for definitions pertaining to Retail, Commercial, Office and Mixed Use Land Uses.
2. Includes main buildings. Parking structures and surface parking facilities shall be excluded from the coverage computations. Open space requirements can be accounted for as per section 6.2.2.

Table 3-3. Size of Lots and Lot Coverage—Residential

Housing Type	Minimum Lot Area	Minimum Lot Width	Minimum Lot Depth	Maximum Lot Coverage	Maximum Density
Townhome	2,500 sq. ft.	20 ft.	90 ft.	90%	10 du/ac

Multifamily, Urban Living[2]	10,000 sq. ft.	80 ft.	100 ft.	90%[1]	N/A

Notes

1. Includes main building, accessory buildings and structured parking facilities.
2. ~~Minimum density requirement of 24 du/ac (net) excluding mixed-use vertical structures which combine retail, office, etc. with residential units.~~

3.2.2 Minimum Dwelling Area.

a. Townhome. The minimum dwelling area shall be 1,500 square feet and minimum 2 story.

b. Multifamily. The minimum dwelling area for a one-bedroom unit shall be 700 square feet; a two bedroom unit shall be 850 square feet. Additional bedrooms shall provide an additional 150 square feet per bedroom.

3.2.3 Maximum Residential Dwelling Units. The maximum number of multi-family residential dwelling units allowed within Subdistrict 2 shall be 600 units. However, the maximum allowed number of multifamily units in this subdistrict shall be reduced by the number of multifamily dwelling units constructed in any other subdistrict, such that the maximum allowable number of multifamily units for this Planned Development District does not exceed 600 units. The maximum number of townhome dwelling units allowed within Subdistrict 2 shall be 150 units. However, the maximum allowed number of townhome units in this subdistrict shall be reduced by the number of townhome units constructed in any other subdistrict, such that the maximum allowable number of townhome units for this Planned Development District does not exceed 150 units.

3.2.4 Location Requirements for Multifamily and Townhome Construction. Apartments shall be constructed in (i) that portion of Subdistrict 2 immediately east of the BNSF railroad line, south of Lovers Lane, north of the Lifestyle Center and west of the proposed north-south greenbelt, (ii) the area bordered on the north by Lovers Lane, on the east by Coleman Street, on the south by the Lifestyle Center, and on the west by the proposed north-south greenbelt, and (iii) that portion of Subdistrict 3 immediately east of the BNSF railroad line, north of Lovers Lane and west of the proposed north-south greenbelt. Townhomes may be constructed in (i) the same locations as the apartments referenced herein, (ii) adjacent to First Street in Subdistrict 3 and (iii) that area west of Coleman Street, north of Lovers Lane and east of the proposed north-south greenbelt.

3.2.5 Timing Requirements for Multifamily and Townhome Construction. Upon the issuance by the Town of tenant Certificates of Occupancy for at least 300,000 square feet of retail development the developer may construct up to 300 multifamily units and up to 150 Townhome units. Upon the issuance by the Town of tenant Certificates of Occupancy for at least 600,000 square feet of retail the developer may construct up to a total of 600 multifamily units.

3.2.6 Parking. Refer to Section 6.3 of this Ordinance for the general requirements pertaining to parking standards.

3.3 BUILDING CRITERIA

3.3.1 Maximum Building Height. All structures in Subdistrict 2 shall conform to the building height requirements set forth in Table 3-7 below. Building height shall be measured to the highest point of a roof surface.

Projections as described above shall only be permitted into a building setback or right-of-way provided the following:

1. No projection shall be permitted into a building setback or right-of-way of Preston Road, Lovers Lane, Coleman Street or US Highway 380, or any other major or minor thoroughfare.
2. Such projections do not extend over the traveled portion of a roadway.
3. The property owner has assumed liability related to such projections
4. The property owner shall maintain such projection in a safe and non-injurious manner.

a. Where balconies, awnings, stoops and front porches are provided for Townhome and multifamily uses, they shall be permitted to encroach a maximum of five feet into the front setback line.

3.4 MULTIFAMILY CRITERIA

Multifamily construction within this development shall conform to the following urban-style criteria:

1. ~~Buildings will be oriented towards perimeter streets such that buildings adjacent to streets with on-street parallel parking shall be constructed to a "build-to" line. That is a line parallel to the street where the primary façade of the building must be built to. The build-to line will be determined during the site planning process based upon the minimum distance that will allow the required landscaping and pedestrian sidewalks to be installed between the building and the adjacent street. In no case shall the build-to line be less than the minimum building setback as provided for herein.~~
2. A minimum of forty (40) percent of the units will have private garages.
3. On-street parallel parking along public and private streets other than major or minor thoroughfares is required and is allowed to count towards the required parking for the adjacent development.
4. All on-site surface parking will be located towards the interior of the site to minimize viewing from surrounding public streets.
5. Tandem parking (i.e. One parking space behind either a garage or carport parking space) shall be allowed and considered in the calculation of the required parking.
6. Front porches and/or stoops are required on facades which front public streets.
7. Sidewalks with a minimum clear width of 6' shall be constructed along all public streets adjacent to multifamily developments. Clear width shall be increased to 7' adjacent to vertical mixed-use developments.
8. A buffer region shall be established along all streets having on-street parking. The buffer regions shall have a minimum width of six (6) feet and shall be continuous and located adjacent to the curb. This region shall be planted with street trees located a minimum of four (4) feet from the curb at an average spacing of not more than thirty (30) feet on center. Street trees shall be a minimum of three (3) inch caliper when planted. Root barriers shall be used in conjunction with all street trees.
9. Street furniture consisting of a minimum of a bench and a waste receptacle shall be located within the buffer area in at least one location along each block.

Table 4-2. Size of Lots and Lot Coverage—Non-Residential & Mixed Use (Vertical)

Land Use[1]	Minimum Lot Area	Minimum Lot Width	Minimum Lot Depth	Maximum Lot Coverage	Maximum FAR
Retail	10,000 sq. ft.	70 ft.	100 ft.	50%[2]	0.6:1.0
Commercial	10,000 sq. ft.	70 ft.	100 ft.	50%[2]	3.0:1.0
Office	7,000 sq. ft.	70 ft.	100 ft.	60%[2]	5.0:1.0
Mixed Use (Vertical)	10,000 sq. ft.	70 ft.	100 ft.	100%[2]	5.0:1.0

Notes

1. Refer to Section 8.0 for definitions pertaining to Retail, Commercial, Office and Mixed-Use Land Uses.
2. Includes main buildings. Parking structures and surface parking facilities shall be excluded from the coverage computations.
3. Structural parking facilities and surface parking lots shall not be included in lot coverage calculations.

Table 4-3. Size of Yards (Urban Standards)

Land Use/Housing Type	Minimum Front	Minimum Side	Minimum Corner	Minimum Rear
Townhome[2]	5 ft.	5 ft.[3]	5 ft.	20 ft.
Multifamily, Urban Living	5 ft.	(1,3)	5 ft.	(1)

Notes

1. Minimum setback of 10 feet adjacent to a nonresidential district. Minimum setback of 25 feet adjacent to a residential district. Setback may be eliminated for attached buildings.
2. Vehicular access for Townhomes shall be provided at the rear of the unit via alleys.
   - All garage doors are to be cedar/wood clad or equivalent. Metal garage doors are not permitted.
3. A minimum building separation of 15 feet is required.

Table 4-4. Size of Lots and Lot Coverage—Residential

Housing Type	Minimum Lot Area	Minimum Lot Width	Minimum Lot Depth	Maximum Lot Coverage	Maximum Density
Townhome	2,500 sq. ft.	20 ft.	90 ft.	90%	10 du/ac
Multifamily[2]	10,000 sq. ft.	80 ft.	100 ft.	90%[1]	N/A

Notes

1. Includes main building, accessory buildings and structured parking facilities.
2. ~~Minimum density requirement of 24 du/ac (net).~~

6.0 GENERAL REQUIREMENTS

6.3 PARKING REQUIREMENTS

6.3.1 General. The following general standards shall apply.

a. The number of parking spaces provided for uses shall be in accordance with the requirements established in Section 6.3.2 of these standards.

b. Where on-street parking is provided, angled as well as parallel parking shall be permitted. On-street parking shall not be permitted within 30 feet of the curb line of a cross street, drive or common access easement.

c. On-street parking spaces shall be permitted within Subdistricts 2 and 3 within this Planned Development. Parking spaces may be provided in the right-of-way and shall conform to Town standards for vehicle parking areas. No on street parking spaces will be allowed on major or minor thoroughfares.

d. Vehicle maneuvering shall be allowed within the public right-of-way where on-street parking is provided.

e. When structured parking garages are provided, adequate access from public rights-of-way via private drives and/or access easements shall be made readily available.

f. Parking aisles, where practicable, shall be designed to be perpendicular to the front of the primary building in the development.

g. Parking spaces that face and are adjacent to a building shall utilize curbs, wheel stops, and/or bollards.

h. Speed bumps/humps are not permitted within a fire lane. However, speed tables may be permitted within a fire lane provided they are approved by the Town of Prosper Fire Department at the time of plat and/or site plan submittal.

i. Dead-end parking aisles are discouraged and shall only be permitted in unique circumstances upon approval by the Director of Development Services or his/her designee. Dead-end parking aisles are permitted in the multifamily development located in Subdistrict 2.

j. In the case of mixed uses, uses may share parking spaces where the practicability of shared parking can be demonstrated. The applicant shall submit a parking analysis to the Director of Development Services demonstrating the feasibility of shared parking. The parking analysis shall address, at a minimum, the size and type of the proposed development, location of required parking, the composition of tenants, the anticipated rate of parking turnover, and the anticipated peak parking and traffic loads for all uses that will be sharing off-street parking spaces. The applicant shall also demonstrate that any parking reduction requested as part of the shared parking study will not result in the spillover of parking onto other properties.

k. Outdoor patio and sidewalk dining, as well as other public seating areas, are permitted; these areas shall be included in parking calculations at a rate of 50% of standard requirements.

l. Surface parking is allowed in urban living multifamily development as long as the parking areas other than on-street parking are located internal to the multifamily

Phase II Preliminary Program

Site Area
14.4 ac. approx.

Density
17.77 DU/ac.

Total Number of Dwelling Units = 256 (949 sq. ft. avg.)
(64%) 165 One Bedrooms
(30%) 76 Two Bedrooms
(6%) 15 Three Bedrooms

Parking Required = 468 spaces
165 One Bdrm x 1.5 = 248
76 Two Bdrm x 2.0 = 152
15 Three Bdrm x 2.5 = 68

Parking Provided = 599 spaces (2.34 spaces/unit)
Surface Spaces = 291
Garage Spaces = 142
Tandem Spaces = 142
Parallel Spaces = 24
(Parking ratio w/o Tandem = 1.78 spaces/unit)

Proposed Leasing/Clubhouse = 5,700 s.f.

Phase I Preliminary Program

Site Area
16.4 ac. approx.

Density
20.98 DU/ac.

Total Number of Dwelling Units = 344 (945 sq. ft. avg.)
(61%) 211 One Bedrooms
(34%) 118 Two Bedrooms
(5%) 15 Three Bedrooms

Parking Required = 591 spaces
211 One Bdrm x 1.5 = 317
118 Two Bdrm x 2.0 = 236
15 Three Bdrm x 2.5 = 38

Parking Provided = 856 spaces (2.49 spaces/unit)
Surface Spaces = 427
Garage Spaces = 204
Tandem Spaces = 204
Parallel Spaces = 21
(Parking ratio w/o Tandem = 1.90 spaces/unit)

Proposed Leasing/Clubhouse = 5,700 s.f.

CONCEPTUAL SITE LAYOUT

(FOR INFORMATIONAL PURPOSES ONLY)

Color Concept Site Plan

0 60 120 240

September 18, 2020

Job No. 18029

Prepared For:
LINCOLN PROPERTY COMPANY

Lincoln Prosper

Prosper, Texas

Prepared By:

Womack + Hampton
Architects, L.L.C.
4311 Oak Lawn Avenue, Suite 50
Dallas, Texas 75219
TEL 214.252.9000 FAX 214-252-9080
www.womackhampton.com

CONCEPTUAL ELEVATIONS

(FOR INFORMATIONAL PURPOSES ONLY)

Conceptual Elevation

January 18, 2021

Prepared For:

LINCOLN PROPERTY COMPANY

Lincoln Prosper

Prosper, Texas

Prepared By:

Job No. 18029

Womack + Hampton Architects, Inc.
4311 Oak Lawn Avenue, Suite 50
Dallas, Texas 75219
TEL 214.252.9000 FAX 214-252-9080
www.womackhampton.com

PLANNING

TOWN OF PROSPER

Prosper is a place where everyone matters.

To: **Mayor and Town Council**

From: **Alex Glushko, AICP, Planning Manager**

Through: **Harlan Jefferson, Town Manager**
Rebecca Zook, P.E., Executive Director of Development and Infrastructure Services

Re: **Town Council Meeting – February 9, 2021**

Agenda Item:

Consider and act to authorize the Town Manager to execute a Development Agreement between Founders Classical Academy of Prosper and the Town of Prosper, Texas, related to the Founders Classic Academy Charter School development on the southwest corner of First Street and Custer Road.

Description of Agenda Item:

At the January 12, 2021, Town Council meeting, this item was tabled to allow the applicant additional time to consider revisions that would allow for enhancements to the north side building elevation, landscaping berming along First Street and Custer Road, and the future use of temporary/modular buildings.

Since the meeting, the Development Agreement has been revised to prohibit the use of temporary modular buildings in the future. The draft including that revision is attached. However, as noted in the attached response letter (Attachment 7), the applicant has indicated challenges associated with modifications to the north face of the elementary school building, as well as providing berms along Custer Road and First Street.

At this time, the school is continuing to consider the possibility of relocating landscaping currently proposed within the site to more strategic locations on the property on the northern and eastern boundaries where it has a more visual impact. The applicant has stated they are also considering adding additional landscaping to the site.

Founders Academy has requested this item be tabled to the February 23, 2021, Town Council meeting to allow additional time to evaluate the landscaping.

Attached Documents:

1. Draft Revised Development Agreement
2. Exhibit A – Property Description
3. Exhibit B – Façade Elevations

4. Exhibit C – Field Lighting Photometric Plan
5. Approved Site Plan
6. Building Material Board
7. Applicant Response Letter

Town Staff Recommendation:

Per the applicant's request, staff recommends this item be tabled until the February 23, 2021, Town Council meeting.

Proposed Motion:

I move to table this item until the February 23, 2021, Town Council meeting.

DEVELOPMENT/INTERLOCAL AGREEMENT BETWEEN THE TOWN OF PROSPER, TEXAS, AND FOUNDERS CLASSICAL ACADEMY OF PROSPER

THIS DEVELOPMENT/INTERLOCAL AGREEMENT BETWEEN THE TOWN OF PROSPER, TEXAS, AND FOUNDERS CLASSICAL ACADEMY OF PROSPER ("Agreement"), is made and entered into this ___ day of December, 2020, by and between the Town of Prosper, Texas ("Prosper" or the "Town"), and Founders Classical Academy of Prosper ("Developer"), collectively referred to as the "Parties."

W I T N E S S E T H:

WHEREAS, this Agreement is entered into pursuant to the home-rule authority of the Town, pursuant to Article XI of the Texas Constitution, and to applicable provisions of the Texas Education Code for Developer, and to the extent applicable, Chapter 791 of the Texas Government Code; and

WHEREAS, Developer, a Texas nonprofit corporation, is constructing a Charter School ("Charter School") in the Town to be located on property at the southwest corner of East First Street and Custer Road in the Town (the "Property"); and

WHEREAS, the legal description of the Property on which the Charter School shall be constructed is attached hereto as Exhibit A and incorporated by reference; and

WHEREAS, in this Agreement the Town and Developer wish to address a variety of issues related to the construction and eventual operation of the Charter School, including building construction materials and architectural standards, and dedications and easements, among others; and

WHEREAS, this Agreement clearly is in the best interests of the Town and Developer and it is deemed mutually beneficial to each.

NOW, THEREFORE, in consideration of the foregoing premises and for other good and valuable consideration, the receipt and adequacy of which are hereby acknowledged, the Town and Developer covenant and agree as follows:

1. **Building Materials and Architectural Standards.** Following the execution of this Agreement by the Parties, for any structure built on the Property, which includes any structure in Phase 1 (elementary school and gym/cafeteria), as well as any structure contemplated in any future phase of the Charter School, Developer agrees to comply with the applicable building construction materials and architectural standards contained in the elevations reflected in Exhibit B, attached hereto and incorporated by reference. The Parties specifically agree and acknowledge that the provisions of this Paragraph shall apply to any new structure constructed subsequent to the execution of this Agreement. Further, with respect to any and all structures to be constructed on the Property pursuant to this Agreement, Developer agrees and acknowledges that no building it plans to initially construct on the Property shall be a commercial or residential

structure, and therefore waives any right, requirement or enforcement of Texas Government Code §§ 3000.001-3000.005, as amended.

2. **Outdoor Lighting Standards.** All outdoor lighting on the Property shall be in compliance with all applicable Town standards and regulations, and lighting around the athletic field also shall comply with the light emission standards referenced in the Field Lighting Photometric Plan, attached hereto as Exhibit C incorporated by reference.

3. **Portable/Temporary Buildings**. No portable or temporary buildings are contemplated on the Property as of the date of execution of this Agreement. In the event a portable or temporary building is requested, Developer shall submit a permit and all documentation required by the Town's zoning regulations, as same may be amended from time to time, for such building(s).

4. **Rough Proportionality.** Developer hereby agrees that any land or property donated and/or dedicated to the Town pursuant to this Agreement, whether in fee simple or otherwise, including any easements (as reflected in the Final Plat, attached hereto as Exhibit C and incorporated by reference), relative to any development on the Property is roughly proportional to the need for such land and Developer hereby waives any claim therefor that it may have. Developer further acknowledges and agrees that all prerequisites to such a determination of rough proportionality have been met, and that any costs incurred relative to said donation are related both in nature and extent to the impact of the development referenced herein. Both Developer and the Town further agree to waive and release all claims one may have against the other related to any and all rough proportionality and individual determination requirements mandated by the United States Supreme Court in *Dolan v. City of Tigard*, 512 U.S. 374 (1994), and its progeny, as well as any other requirements of a nexus between development conditions and the provision of roadway services to the Property.

5. **Exactions/Infrastructure Costs**. Both the Town and Developer have been represented by legal counsel in the negotiation of this Agreement and been advised or each has had the opportunity to have legal counsel review this Agreement and advise them, regarding Developer's and the Town's rights under Texas and federal law. Developer and the Town hereby waive any requirement that the other retain a professional engineer, licensed pursuant to Chapter 1001 of the Texas Occupations Code, to review and determine that the exactions are roughly proportional or roughly proportionate to the proposed development's anticipated impact. Developer specifically reserves its right to appeal the apportionment of municipal infrastructure costs in accordance with § 212.904 of the Texas Local Government Code and any exemptions from impact fees under current or future law; however, notwithstanding the foregoing and to the extent permitted by law, Developer hereby releases the Town from any and all liability under § 212.904 of the Texas Local Government Code, as amended, regarding or related to the cost of those municipal infrastructure requirements imposed by this Agreement.

6. **Notification of Sale or Transfer; Assignment of Agreement**. Developer has the right (from time to time without the consent of the Town, but upon written notice to the Town) to assign this Agreement, in whole or in part, and including any obligation, right, title, or interest of Developer under this Agreement, to any person or entity (an "Assignee") that is or will become an owner of any portion of the Property or that is an entity that is controlled by or under common control with Developer. Each assignment shall be in writing executed by Developer and the Assignee and shall obligate the Assignee to be bound by this Agreement. A copy of each assignment shall be provided to the Town within ten (10) business days after execution. Provided that the successor Assignee assumes the liabilities, responsibilities, and obligations of Developer under this Agreement, the assigning party will be released from any rights and obligations under this Agreement as to the Property that is the subject of such assignment, effective upon receipt of the assignment by the Town. No assignment by Developer shall release Developer from any liability that resulted from an act or omission by Developer that occurred prior to the effective date of the assignment. Developer shall maintain true and correct copies of all assignments made by Developer to Assignees, including a copy of each executed assignment and the Assignee's Notice information. Further, this Agreement shall be filed in the real property records of Collin County, Texas.

7. **Default**. If Developer or the Town fails to comply with any provision of this Agreement after receiving ten (10) days' written notice to comply from the other party, then so long as such default continues and is not cured, either party shall have the following remedies, in addition to any other rights and remedies:

(a) to seek specific enforcement of this Agreement; and/or

(b) declare a default of this Agreement and pursue any remedy authorized by law; and/or

(c) in the case of the Town, not issue a building permit for any new structure or phase contemplated by this Agreement until such default is cured by Developer.

8. **Other Applicable Development Ordinances.** Unless otherwise expressly stipulated in this Agreement or exempted under applicable law (now or hereafter enacted), nothing herein shall relieve Developer from responsibilities for the construction of other public improvements under applicable development ordinances of the Town.

9. **Venue.** This Agreement shall be governed by and construed in accordance with the laws of the State of Texas, and all obligations of the parties created hereunder are performable in Collin County, Texas. Venue for any action arising under this Agreement shall lie in Collin County, Texas.

10. **Notices.** Any notices required or permitted to be given hereunder shall be given by certified or registered mail, return receipt requested, to the addresses set forth below or to such other single address as either party hereto shall notify the other:

If to the Town:	The Town of Prosper, Texas P.O. Box 307 Prosper, Texas 75078 Attn: Town Manager's Office
If to Developer:	Founders Classical Academy of Prosper c/o Responsive Education Solutions 1301 Waters Ridge Drive, Lewisville, Texas 75057 Attn: Robert Davison, Chief Operating Officer
With a copy to:	Schulman, Lopez, Hoffer & Adelstein, LLP 845 Proton Road San Antonio, Texas 78258 Attn: Jason Adelstein

11. **Prevailing Party.** In the event either party initiates or defends any legal action or proceeding to enforce or interpret any of the terms of this Agreement, the prevailing party in any such action or proceeding shall be entitled to recover its reasonable costs and attorney's fees (including its reasonable costs and attorney's fees on any appeal).

12. **Sovereign Immunity**. The parties agree that neither Developer nor the Town has otherwise waived its sovereign or governmental immunity by entering into and performing its obligations under this Agreement excepting only for purposes of Local Government Code Chapter 271.

13. **Effect of Recitals.** The recitals contained in this Agreement: (a) are true and correct as of the effective date; (b) form the basis upon which the parties negotiated and entered into this Agreement; (c) are legislative findings of the Town Council and Developer; and (d) reflect the final intent of the parties with regard to the subject matter of this Agreement. In the event it becomes necessary to interpret any provision of this Agreement, the intent of the parties, as evidenced by the recitals, shall be taken into consideration and, to the maximum extent possible, given full effect. The parties have relied upon the recitals as part of the consideration for entering into this Agreement and, but for the intent of the Parties reflected by the recitals, would not have entered into this Agreement.

14. **Vested Rights/Chapter 245 Waiver.** The signatories hereto shall be subject to all ordinances of Town, whether now existing or in the future arising. This Agreement shall confer no vested rights on the Property, or any portion thereof, unless specifically enumerated herein. In addition, nothing contained in this Agreement shall constitute a "permit" as defined in Chapter 245, Texas Local Government Code, and nothing in this Agreement provides Town with fair notice of any Developer's project. **DEVELOPER SPECIFICALLY WAIVES ANY STATUTORY CLAIM UNDER CHAPTER**

245 OF THE TEXAS LOCAL GOVERNMENT CODE UNDER THIS AGREEMENT. THIS PARAGRAPH SHALL SURVIVE THE TERMINATION OF THIS AGREEMENT.

15. **Consideration**. This Agreement is executed by the parties hereto without coercion or duress and for substantial consideration, the sufficiency of which is forever confessed.

16. **Counterparts**. This Agreement may be executed in a number of identical counterparts, each of which shall be deemed an original for all purposes. A facsimile signature will also be deemed to constitute an original if properly executed.

17. **Entire Agreement.** This Agreement contains the entire agreement between the parties hereto and supersedes all prior agreements, oral or written, with respect to the subject matter hereof. The provisions of this Agreement shall be construed as a whole and not strictly for or against any party.

18. **Savings/Severability.** Invalidation of any one of the provisions of this document by judgment or court order shall in no way affect any of the other provisions, which shall remain in full force and effect. In the event any provision of this Agreement shall be determined by any court of competent jurisdiction to be invalid or unenforceable, the Agreement shall, to the extent reasonably possible, remain in force as to the balance of its provisions as if such invalid provision were not a part hereof.

19. **Authority to Execute.** The Agreement shall become a binding obligation on the signatories upon execution by all signatories hereto. The Town and Developer each warrant and represent that the individual executing this Agreement on behalf of each party has full authority to execute this Agreement and bind that party to the same. This Agreement is and shall be binding upon the Town and Developer, its successors, heirs, assigns, grantees, vendors, trustees, representatives, and all others holding any interest now or in the future.

20. **Mediation.** In the event of any disagreement or conflict concerning the interpretation of this Agreement, and such disagreement cannot be resolved by the signatories hereto, the signatories agree to submit such disagreement to mediation.

21. **Time**. Time is of the essence in the performance by the Parties of their respective obligations under this Agreement.

22. **Third Party Beneficiaries.** Nothing in this Agreement shall be construed to create any right in any third party not a signatory to this Agreement, and the Parties do not intend to create any third-party beneficiaries by entering into this Agreement.

23. **Miscellaneous Drafting Provisions; Interpretation.** This Agreement shall be deemed drafted equally by all Parties hereto. The language of all parts of this Agreement shall be construed as a whole according to its fair meaning, and any presumption or principle that the language herein is to be construed against any Party

shall not apply. Moreover, in the event of any conflict between any term or provision contained in this Agreement and any applicable Town ordinances related to non-zoning development standards for the Project, the terms or provisions of this Agreement shall apply.

IN WITNESS WHEREOF, the parties hereto have caused this document to be executed as of the date first above written.

THE TOWN OF PROSPER, TEXAS

By: _____
Name: Harlan Jefferson
Title: Town Manager

STATE OF TEXAS)
)
COUNTY OF COLLIN)

This instrument was acknowledged before me on the ___ day of January, 2021, by Harlan Jefferson, Town Manager for the Town of Prosper, Texas, on behalf of the Town of Prosper, Texas.

_____
Notary Public, State of Texas

FOUNDERS CLASSICAL ACADEMY OF PROSPER, a Texas nonprofit corporation

By: _____
Robert Davison, Chief Operating Officer

Approved as to Form:

_____
Lindsey Gordon, General Counsel

STATE OF TEXAS)
)
COUNTY OF _____)

Before me, the undersigned authority, a notary public in and for the State of Texas, on this day personally appeared Robert Davison, the Chief Operating Officer of Founders Classical Academy of Prosper, a Texas nonprofit corporation, known to me to be the person whose name is subscribed to the foregoing instrument and acknowledged to me that he executed the same for the purpose and consideration expressed, and in the capacity therein stated, on behalf of such entity.

Given under my hand and seal of office this ___ day of January, 2021.

_____
Notary public in and for the State of Texas
My commission expires: _____

EXHIBIT A
(Property Legal Description)

EXHIBIT B
(Building Elevations, Building Construction Materials and Architectural Standards)

<u>EXHIBIT C</u>
(Final Plat)

EXHIBIT A
LEGAL DESCRIPTION

STATE OF TEXAS
COUNTY OF COLLIN

WHEREAS RESPONSIVE EDUCATION SOLUTIONS ARE THE OWNERS OF A TRACT OF LAND SITUATED IN THE LARKIN MCCARTY SURVEY, ABSTRACT NUMBER 600, COLLIN COUNTY, TEXAS AND BEING OUT OF A 22.001 ACRE TRACT CONVEYED TO THEM BY CUSTER-1ST STREET PARTNERS, LLC, RECORDED IN INSTRUMENT NUMBER 20190909001107600, OF THE REAL PROPERTY RECORDS OF COLLIN COUNTY, TEXAS, AND BEING MORE PARTICULARLY DESCRIBED BY METES AND BOUNDS AS FOLLOWS:

BEGINNING AT A "CROWLEY PIPELINE" MONUMENT FOUND AT THE SOUTHEAST CORNER OF SAID RES TRACT AND THE NORTHEAST CORNER OF THAT TRACT OF LAND DESCRIBED BY DEED TO 310 PROSPER, L.P., RECORDED IN VOLUME 5823, PAGE 3462, SAID
REAL PROPERTY RECORDS, AND BEING IN THE WEST RIGHT-OF-WAY LINE OF N. CUSTER ROAD (A VARIABLE WIDTH RIGHT-OF-WAY);

THENCE S 89" 59'27"W, WITH THE SOUTH LINE OF SAID RES TRACT, AT 98.12 FEET A CONCRETE "CROWLEY PIPELINE" MONUMENT FOUND, A TOT AL DISTANCE OF 1688.22 FEET, TO THE SOUTHWEST CORNER OF SAID RES TRACT AND THE NORTHWEST CORNER OF SAID 310 PROSPER TRACT AND BEING IN THE EAST LINE OF THAT TRACT OF LANO DESCRIBED BY DEED TO HARLAN PROPERTIES, INC., RECORDED IN INSTRUMENT NUMBER 20110818000875530, SAID REAL PROPERTY RECORDS, FROM WHICH A 3/8 INCH IRON ROD FOUND BEARS N 62° 41'03"W, 2.50 FEET;

THENCE N 00" 07'56"E, WITH SAID EAST LINE ANO THE WEST LINE OF SAID RES TRACT, AT 565.51 FEET A 5/8 INCH IRON ROD FOUND, A TOTAL DISTANCE OF 587.77 FEET, TO A PK NAIL, WITH SHINER STAMPED "PELOTON", SET AT THE NORTHWEST CORNER OF SAID RES TRACT AND THE NORTHEAST CORNER OF SAID HARLAN PROPERTIES TRACT, BEING IN THE APPROXIMATE CENTERLINE OF EAST 1ST STREET (A VARIABLE WIDTH RIGHT-OF-WAY) AND IN THE SOUTH LINE OF THAT TRACT OF LAND DESCRIBED BY DEED TO THE TOWN OF PROSPER, RECORDED IN INSTRUMENT NUMBER 20070514000648440, SAID REAL PROPERTY RECORDS;

THENCE N 89" 59'17"E, 1342.12 FEET, WITH THE NORTH LINE OF SAID RES TRACT, TO A PK NAIL, WITH SHINER STAMPED "PELOTON", SET AT THE MOST NORTHERLY NORTHEAST CORNER OF SAID RES TRACT AND THE NORTHWEST CORNER OF THAT TRACT OF LAND DESCRIBED BY DEED TO THE STATE OF TEXAS, RECORDED IN INSTRUMENT NUMBER 20180305000268220, SAID REAL PROPERTY RECORDS, ANO BEING IN SAID EAST 1ST STREET AND IN THE SOUTH LINE OF THAT TRACT OF LAND DESCRIBED BY DEED TO THE TOWN OF PROSPER, RECORDED IN INSTRUMENT NUMBER 20070514000648450, SAID REAL PROPERTY RECORDS:

THENCE WITH THE SOUTH AND WEST LINES OF SAID STATE OF TEXAS TRACT THE FOLLOWING COURSES AND DISTANCES:

S 00°00'43"E, 33.82 FEET, TO A 5/8 INCH IRON ROD, WITH PLASTIC CAP STAMPED "TX DOT", FOUND;

S 45" 13'55"E, 56.57 FEET, TO A 5/8 INCH IRON ROD, WITH PLASTIC CAP STAMPED "TX DOT", FOUND;
S 86" 25'04"E, 150.33 FEET, TO A 5/8 INCH IRON ROD, WITH PLASTIC CAP STAMPED "TX DOT", FOUND;
N 89" 46'05"E, 74.46 FEET, TO A 5/8 INCH IRON ROD, WITH PLASTIC CAP STAMPED "TX DOT", FOUND:
S 45" 19'19"E, 77.90 FEET, TO A 5/8 INCH IRON ROD, WITH PLASTIC CAP STAMPED "TX DOT", FOUND AT THE MOST EASTERLY NORTHEAST CORNER OF SAID RES TRACT:
S 00" 24'43"E, 129.17 FEET, TO A 518 INCH IRON ROD, WITH PLASTIC CAP STAMPED "TX DOT", FOUND;
S 30° 24'43"E, 41.29 FEET, TO A 5/8 INCH IRON ROD, WITH PLASTIC CAP STAMPED "TX DOT", FOUND AT THE SOUTHEAST CORNER OF SAID STATE OF TEXAS TRACT AND BEING IN THE EAST LINE OF SAID RES TRACT AND THE AFOREMENTIONED WEST RIGHT-OF-WAY LINE OF N. CUSTER ROAD;

THENCE S 00° 34'21"E, AT 212.96 FEET A "CROWLEY PIPELINE" MONUMENT FOUND, AT 264.83 FEET A "CROWLEY PIPELINE" MONUMENT FOUND, AND A TOTAL DISTANCE OF 285.49 FEET, SAID WEST RIGHT-OF-WAY LINE ANO SAID EAST LINE, TO THE POINT OF BEGINNING AND CONTAINING 958,347 SQUARE FEET OR 22.001 ACRES OF LAND MORE OR LESS.

EXHIBIT B

WRIGHT GROUP
ARCHITECTS - PLANNERS, PLLC
1430 S BROADWAY STREET
CARROLLTON, TEXAS
7 5 0 0 6
(972) 242 - 1015

06/11/2020

1 NORTH ELEVATION
SCALE: 3/32"=1'-0"

2 SOUTH ELEVATION
SCALE: 3/32"=1'-0"

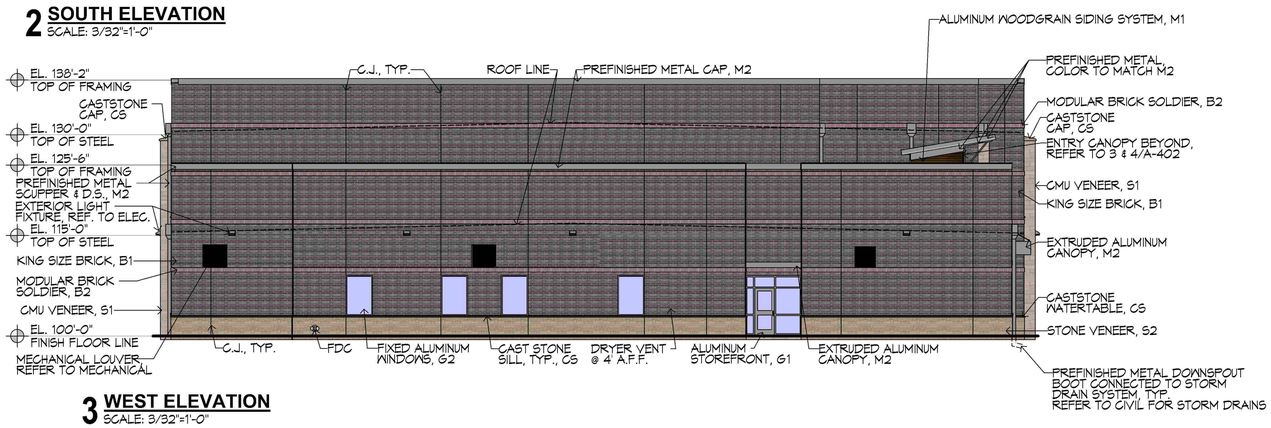

3 WEST ELEVATION
SCALE: 3/32"=1'-0"

4 EAST ELEVATION
SCALE: 3/32"=1'-0"

PRINT DATE 6/22/2020

MATERIAL SQUARE FEET

NORTH ELEVATION:		9315 sq.ft.
GLAZING		602.56 sq.ft.
NET SURFACE AREA:		8706.00 sq.ft.
WESTCHESTER BRICK	48%	4126.52 sq.ft.
ROXBURY BRICK	5%	436.54 sq.ft.
HONED SMOOTH STONE	35%	3073.30 sq.ft.
ROUGH BACK STONE	5%	450.02 sq.ft.
CAST STONE	1%	120.8 sq.ft.
MISC. PREFINISHED METAL	6%	454.53 sq.ft.
SOUTH ELEVATION:		9315 sq.ft.
GLAZING		808.01 sq.ft.
NET SURFACE AREA:		8803.25 sq.ft.
WESTCHESTER BRICK	52%	4515.23 sq.ft.
ROXBURY BRICK	4%	450.35 sq.ft.
HONED SMOOTH STONE	18%	1609.11 sq.ft.
ROUGH BACK STONE	5%	429.40 sq.ft.
CAST STONE	1%	81.00 sq.ft.
LONG BOARD PANELS	5%	479.03 sq.ft.
MISC. PREFINISHED METAL	15%	1219.25 sq.ft.
WEST ELEVATION:		4980 sq.ft.
GLAZING		140.32 sq.ft.
NET SURFACE AREA:		4839.68 sq.ft.
WESTCHESTER BRICK	74%	3691.01 sq.ft.
ROXBURY BRICK	5%	336.21 sq.ft.
HONED SMOOTH STONE	2%	84.26 sq.ft.
ROUGH BACK STONE	7%	330.99 sq.ft.
CAST STONE	1%	31.17 sq.ft.
LONG BOARD PANELS	1%	8.1 sq.ft.
MISC. PREFINISHED METAL	5%	333.98 sq.ft.
EAST ELEVATION:		4980 sq.ft.
GLAZING		136.54 sq.ft.
NET SURFACE AREA:		4843.46 sq.ft.
WESTCHESYER BRICK	45%	2138.57 sq.ft.
ROXBURY BRICK	4%	200.32 sq.ft.
HONED SMOOTH STONE	44%	2113.21 sq.ft.
ROUGH BACK STONE	3%	137.66 sq.ft.
CAST STONE	1%	62.38 sq.ft.
MISC. PREFINISHED METAL	3%	172.33 sq.ft.

MATERIALS SCHEDULE

- B1: KING SIZE BRICK, WESTCHESTER, ACME, RUNNING BOND
- B2: MODULAR BRICK, ROBURY, ACME, SOLDIER COURSE
- S1: CUSTOM CONCRETE MASONRY UNITS NOMINAL, POLISHED SERIES 100P WHITE LIMESTONE, BEST BLOCK, RUNNING BOND
- S2: NATURAL TEXAS LIMESTONE STONE, ROUGH BACK, ACME, RUNNING BOND
- CS: CAST STONE, NATURAL LIMESTONE, DRY TAMP, LIGHT GRANULAR TEXTURE, ADVANCED CAST STONE
- G1: EXTERIOR ALUMINUM STOREFRONT/CURTAINWALL, CLEAR-ANODIZED, 1" GREY TINTED INSULATING GLASS
- G2: ALUMINUM FIXED WINDOWS, SILVER POWDER COATED, 3/4" GREY TINTED LOE INSULATING GLASS W/ ARGON GAS
- M1: ALUMINUM WOODGRAIN SIDING SYSTEM, DARK CHERRY, LIGHT CHERRY, WESTERN CEDAR (30/40/30 BLEND)
- M2: 24 GAUGE STEEL, SILVER METALIC
- M3: PREFINISHED METAL, MIDNIGHT BRONZE

FACADE PLAN NOTES

-THIS FACADE PLAN IS FOR CONCEPTUAL PURPOSES ONLY. ALL BUILDING PLANS REQUIRE REVIEW AND APPROVAL FROM THE BUILDING INSPECTIONS DIVISION.

-ALL MECHANICAL EQUIPMENT SHALL BE SCREENED FROM PUBLIC VIEW. ROOFTOP MOUNTED EQUIPMENT SHALL BE SCREENED BY A PARAPET WALL OR SCREENING WALL. SCREENING WALLS SHALL BE THE SPECIFICATIONS OF THE ZONING ORDINANCE.

-WHEN PERMITTED, EXPOSED UTILITY BOXES AND CONDUITS SHALL BE PAINTED TO MATCH THE BUILDING.

-ALL SIGNAGE AREAS AND LOCATIONS ARE SUBJECT TO APPROVAL BY THE BUILDING INSPECTIONS DIVISION.

-WINDOWS SHALL HAVE A MAXIMUM EXTERIOR VISIBLE REFLECTIVITY OF TEN (10) PERCENT.

-ANY DEVIATION FROM THE APPROVED FACADE PLAN WILL REQUIRE RE-APPROVAL BY THE TOWN OF PROSPER.

EXHIBIT B

Responsive Education Solutions
Founders Classical Academy of Prosper
E. 1st St & N. Custer Rd
Prosper, TX

JOB NO. A1902-09
DATE: 06/11/2020

ELEMENTARY

SHEET NO.
A-406

© WRIGHT GROUP Architects-Planners, PLLC, 2020

H/W = 24" / 36"

Allplan 2020

EXHIBIT B

WRIGHT GROUP
ARCHITECTS - PLANNERS, PLLC
1430 S BROADWAY STREET
CARROLLTON, TEXAS
7 5 0 0 6
(972) 242 - 1015

06/11/2020

1 NORTH ELEVATION
SCALE: 1/8"=1'-0"

2 SOUTH ELEVATION
SCALE: 1/8"=1'-0"

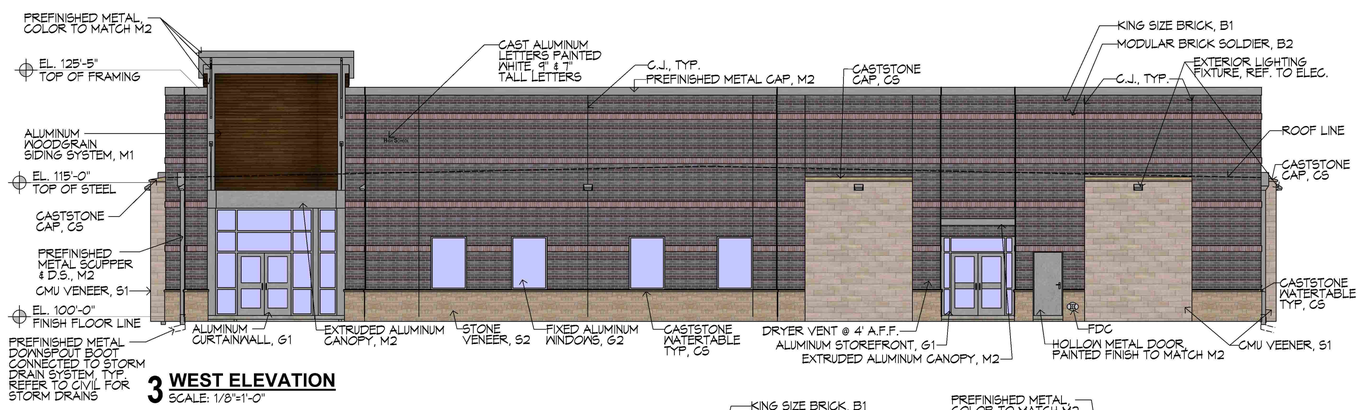

3 WEST ELEVATION
SCALE: 1/8"=1'-0"

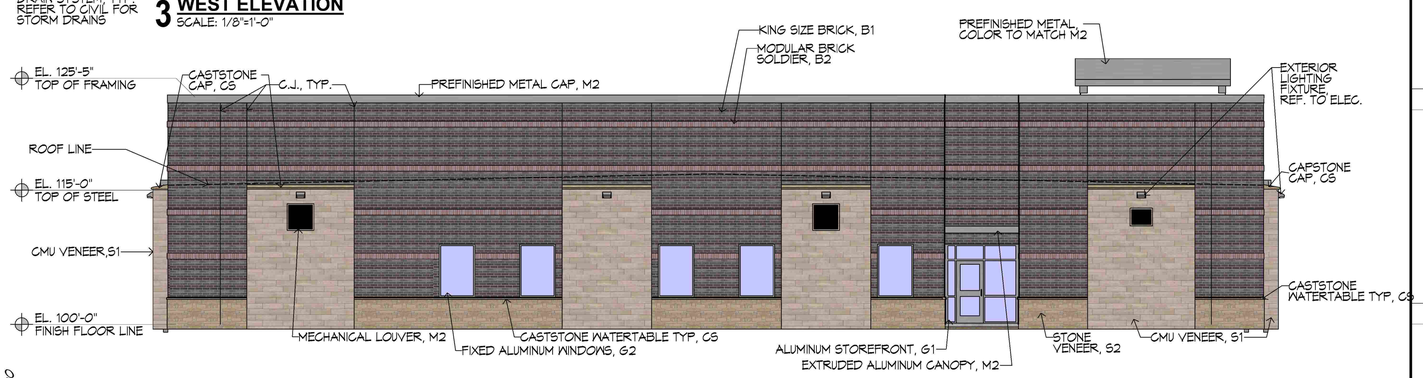

4 EAST ELEVATION
SCALE: 1/8"=1'-0"

PRINT DATE 6/22/2020

MATERIAL SQUARE FEET

NORTH ELEVATION:		4911 sq.ft.
GLAZING		488.54 sq.ft.
NET SURFACE AREA:		4417.81 sq.ft.
WESTCHESTER BRICK	58%	2563.73 sq.ft.
ROXBURY BRICK	9%	388.95 sq.ft.
HONED SMOOTH STONE	17%	748.3 sq.ft.
ROUGH BACK STONE	7%	303.73 sq.ft.
CAST STONE	1%	51.49 sq.ft.
LONG BOARD PANELS	1%	6.67 sq.ft.
MISC. PREFINISHED METAL	7%	335.08 sq.ft.
SOUTH ELEVATION:		4911 sq.ft.
GLAZING		245.67 sq.ft.
NET SURFACE AREA:		4665.33 sq.ft.
WESTCHESTER BRICK	56%	2599.85 sq.ft.
ROXBURY BRICK	8%	387.49 sq.ft.
HONED SMOOTH STONE	20%	953.96 sq.ft.
ROUGH BACK STONE	8%	350.40 sq.ft.
CAST STONE	1%	62.68 sq.ft.
LONG BOARD PANELS	1%	6.62 sq.ft.
MISC. PREFINISHED METAL	6%	280.30 sq.ft.
WEST ELEVATION:		3265 sq.ft.
GLAZING		234.33 sq.ft.
NET SURFACE AREA:		3024.43 sq.ft.
WESTCHESTER BRICK	53%	1604.14 sq.ft.
ROXBURY BRICK	8%	237.25 sq.ft.
HONED SMOOTH STONE	13%	403.92 sq.ft.
ROUGH BACK STONE	7%	198.16 sq.ft.
CAST STONE	1%	30.83 sq.ft.
LONG BOARD PANELS	6%	180.73 sq.ft.
MISC. PREFINISHED METAL	12%	359.94 sq.ft.
EAST ELEVATION:		3265 sq.ft.
GLAZING		152.44 sq.ft.
NET SURFACE AREA:		3110.66 sq.ft.
WESTCHESTER BRICK	54%	1665.66 sq.ft.
ROXBURY BRICK	8%	249.21 sq.ft.
HONED SMOOTH STONE	23%	689.72 sq.ft.
ROUGH BACK STONE	6%	196.81 sq.ft.
CAST STONE	1%	40.96 sq.ft.
MISC. PREFINISHED METAL	8%	226.96 sq.ft.

MATERIALS SCHEDULE

- B1: KING SIZE BRICK, WESTCHESTER, ACME, RUNNING BOND
- B2: MODULAR BRICK, ROBURY, ACME, SOLDIER COURSE
- S1: CUSTOM CONCRETE MASONRY UNITS NOMINAL, POLISHED SERIES 100P WHITE LIMESTONE, BEST BLOCK, RUNNING BOND
- S2: NATURAL TEXAS LIMESTONE STONE, ROUGH BACK, ACME, RUNNING BOND
- CS: CAST STONE, NATURAL LIMESTONE, DRY TAMP, LIGHT GRANULAR TEXTURE, ADVANCED CAST STONE
- G1: EXTERIOR ALUMINUM STOREFRONT/CURTAINWALL, CLEAR-ANODIZED, 1" GREY TINTED INSULATING GLASS
- G2: ALUMINUM FIXED WINDOWS, SILVER POWDER COATED, 3/4" GREY TINTED LOE INSULATING GLASS W/ ARGON GAS
- M1: ALUMINUM WOODGRAIN SIDING SYSTEM, DARK CHERRY, LIGHT CHERRY, WESTERN CEDAR (30/40/30 BLEND)
- M2: 24 GAUGE STEEL, SILVER METALIC
- M3: PREFINISHED METAL, MIDNIGHT BRONZE

FACADE PLAN NOTES

-THIS FACADE PLAN IS FOR CONCEPTUAL PURPOSES ONLY. ALL BUILDING PLANS REQUIRE REVIEW AND APPROVAL FROM THE BUILDING INSPECTIONS DIVISION.

-ALL MECHANICAL EQUIPMENT SHALL BE SCREENED FROM PUBLIC VIEW. ROOFTOP MOUNTED EQUIPMENT SHALL BE SCREENED BY A PARAPET WALL OR SCREENING WALL. SCREENING WALLS SHALL BE THE SPECIFICATIONS OF THE ZONING ORDINANCE.

-WHEN PERMITTED, EXPOSED UTILITY BOXES AND CONDUITS SHALL BE PAINTED TO MATCH THE BUILDING.

-ALL SIGNAGE AREAS AND LOCATIONS ARE SUBJECT TO APPROVAL BY THE BUILDING INSPECTIONS DIVISION.

-WINDOWS SHALL HAVE A MAXIMUM EXTERIOR VISIBLE REFLECTIVITY OF TEN (10) PERCENT.

-ANY DEVIATION FROM THE APPROVED FACADE PLAN WILL REQUIRE RE-APPROVAL BY THE TOWN OF PROSPER.

Responsive Education Solutions

Founders Classical Academy of Prosper
E. 1st St & N. Custer Rd
Prosper, TX

[redacted]

JOB NO. A1902-09
DATE: 06/11/2020

TOWN OF PROSPER
Staff Approved
22 JUNE 2020

CASE NO. D20-0045

HIGH SCHOOL

SHEET NO.
A-406

© WRIGHT GROUP Architects-Planners, PLLC, 2020

[redacted]

H/W = 24" / 36"

Allplan 2020

EXHIBIT B

WRIGHT GROUP
ARCHITECTS - PLANNERS, PLLC
1430 S BROADWAY STREET
CARROLLTON, TEXAS
7 5 0 0 6
(972) 242 - 1015

06/11/2020

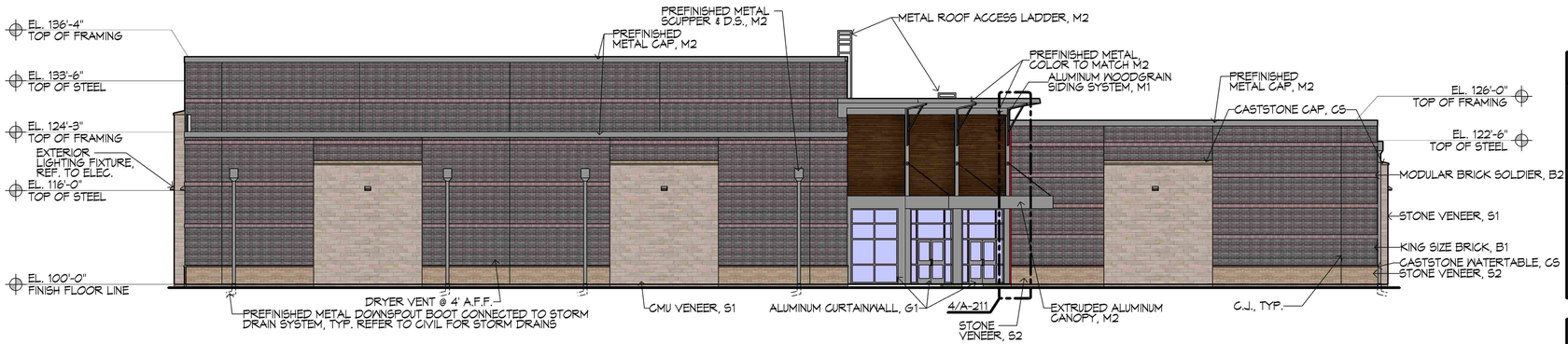

1 SOUTH ELEVATION
SCALE: 3/32"=1'-0"

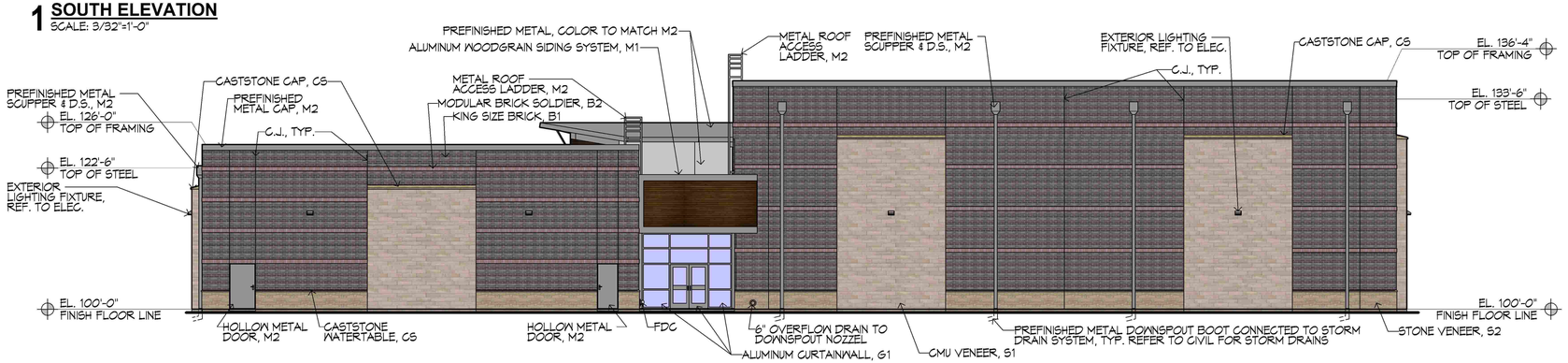

2 NORTH ELEVATION
SCALE: 3/32"=1'-0"

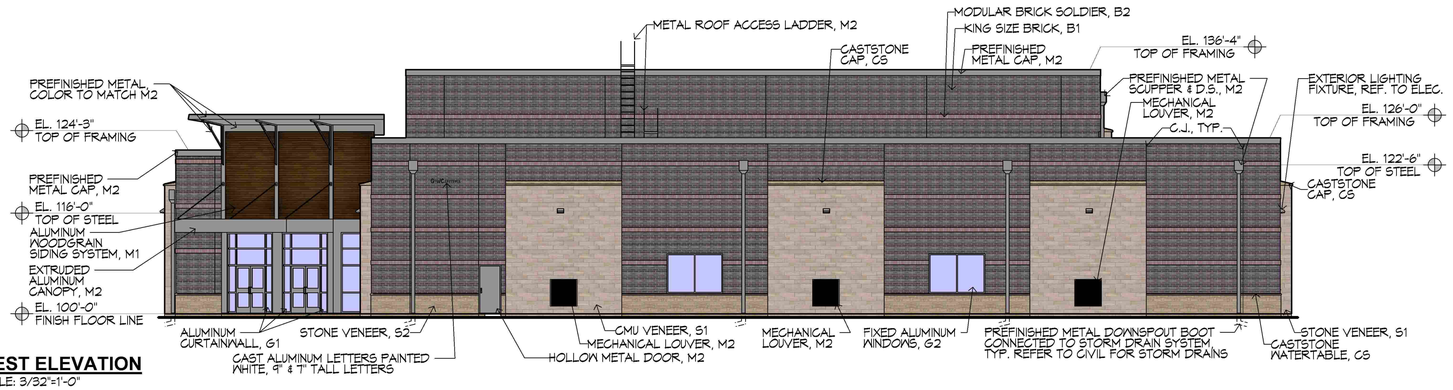

3 WEST ELEVATION
SCALE: 3/32"=1'-0"

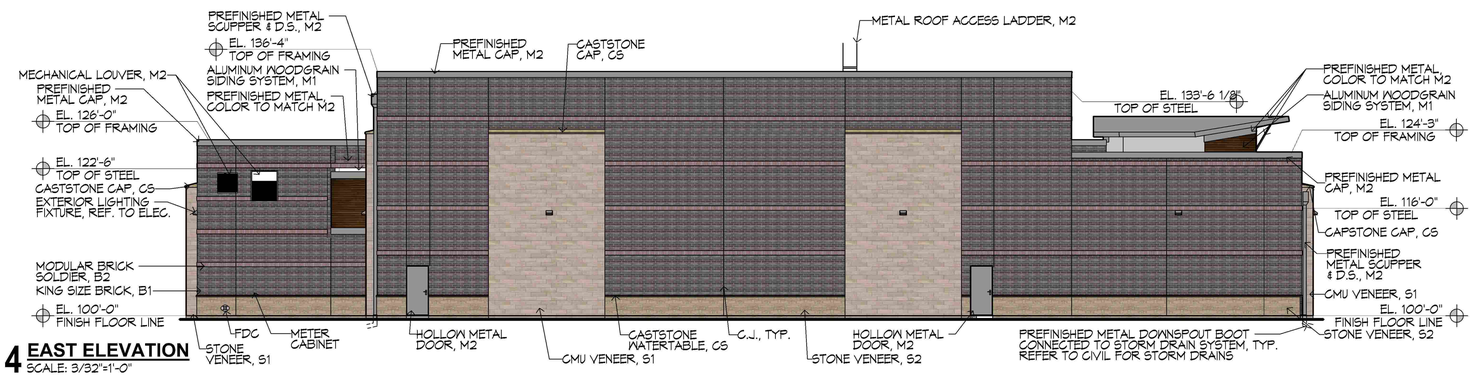

4 EAST ELEVATION
SCALE: 3/32"=1'-0"

PRINT DATE 6/22/2020

FACADE PLAN NOTES

-THIS FACADE PLAN IS FOR CONCEPTUAL PURPOSES ONLY. ALL BUILDING PLANS REQUIRE REVIEW AND APPROVAL FROM THE BUILDING INSPECTIONS DIVISION.

-ALL MECHANICAL EQUIPMENT SHALL BE SCREENED FROM PUBLIC VIEW. ROOFTOP MOUNTED EQUIPMENT SHALL BE SCREENED BY A PARAPET WALL OR SCREENING WALL. SCREENING WALLS SHALL BE THE SPECIFICATIONS OF THE ZONING ORDINANCE.

-WHEN PERMITTED, EXPOSED UTILITY BOXES AND CONDUITS SHALL BE PAINTED TO MATCH THE BUILDING.

-ALL SIGNAGE AREAS AND LOCATIONS ARE SUBJECT TO APPROVAL BY THE BUILDING INSPECTIONS DIVISION.

-WINDOWS SHALL HAVE A MAXIMUM EXTERIOR VISIBLE REFLECTIVITY OF TEN (10) PERCENT.

-ANY DEVIATION FROM THE APPROVED FACADE PLAN WILL REQUIRE RE-APPROVAL BY THE TOWN OF PROSPER.

MATERIALS SCHEDULE

	B1: KING SIZE BRICK, WESTCHESTER, ACME, RUNNING BOND
	B2: MODULAR BRICK, ROBURY, ACME, SOLDIER COURSE
	S1: CUSTOM CONCRETE MASONRY UNITS NOMINAL, POLISHED SERIES 100P WHITE LIMESTONE, BEST BLOCK, RUNNING BOND
	S2: NATURAL TEXAS LIMESTONE STONE, ROUGH BACK, ACME, RUNNING BOND
	CS: CAST STONE, NATURAL LIMESTONE, DRY TAMP, LIGHT GRANULAR TEXTURE, ADVANCED CAST STONE
	G1: EXTERIOR ALUMINUM STOREFRONT/CURTAINWALL, CLEAR-ANODIZED, 1" GREY TINTED INSULATING GLASS
	G2: ALUMINUM FIXED WINDOWS, SILVER POWDER COATED, 3/4" GREY TINTED LoE INSULATING GLASS W/ ARGON GAS
	M1: ALUMINUM WOODGRAIN SIDING SYSTEM, DARK CHERRY, LIGHT CHERRY, WESTERN CEDAR (30/40/30 BLEND)
	M2: 24 GAUGE STEEL, SILVER METALIC
	M3: PREFINISHED METAL, MIDNIGHT BRONZE

MATERIAL SQUARE FEET

SOUTH ELEVATION:		6252 sq.ft.
GLAZING		136.43 sq.ft.
NET SURFACE AREA:		6111.95 sq.ft
WESTCHESTER BRICK	55%	3340.98 sq.ft.
ROXBURY BRICK	6%	353.15 sq.ft.
HONED SMOOTH STONE	21%	1337.48 sq.ft.
ROUGH BACK STONE	5%	317.18 sq.ft.
CAST STONE	1%	64.26 sq.ft.
LONG BOARD PANELS	3%	194.86 sq.ft.
MISC. PREFINISHED METAL	9%	544.8 sq.ft.
NORTH ELEVATION:		6252 sq.ft.
GLAZING		182.87 sq.ft.
NET SURFACE AREA:		6069.75 sq.ft.
WESTCHESTER BRICK	56%	3373.61 sq.ft.
ROXBURY BRICK	6%	349.53 sq.ft.
HONED SMOOTH STONE	17%	0.0 sq.ft.
ROUGH BACK STONE	5%	309.82 sq.ft.
CAST STONE	1%	63.75 sq.ft.
LONG BOARD PANELS	5%	309.75 sq.ft.
MISC. PREFINISHED METAL	10%	599.98 sq.ft.
EAST ELEVATION:		5521 sq.ft.
GLAZING		0 sq.ft.
NET SURFACE AREA:		5521 sq.ft.
WESTCHESTER BRICK	61%	3315.75 sq.ft.
ROXBURY BRICK	6%	332.23 sq.ft.
HONED SMOOTH STONE	19%	1022.67 sq.ft.
ROUGH BACK STONE	6%	339.80 sq.ft.
CAST STONE	1%	55.54 sq.ft.
LONG BOARD PANELS	1%	37.69 sq.ft.
MISC. PREFINISHED METAL	6%	369.9 sq.ft.
WEST ELEVATION:		5521 sq.ft.
GLAZING		222.90 sq.ft.
NET SURFACE AREA:		5298.19 sq.ft.
WESTCHESTER BRICK	52%	2755.87 sq.ft.
ROXBURY BRICK	6%	321.38 sq.ft.
HONED SMOOTH STONE	19%	1029.9 sq.ft.
ROUGH BACK STONE	4%	238.28 sq.ft.
CAST STONE	1%	58.76 sq.ft.
LONG BOARD PANELS	5%	254.40 sq.ft.
MISC. PREFINISHED METAL	13%	584.42 sq.ft.

TOWN OF PROSPER
Staff Approved
22 JUNE 2020

CASE NO. D20-0045

Responsive Education Solutions
Founders Classical Academy of Prosper
E. 1st St & N. Custer Road
Prosper, TX

JOB NO. A1902-09
DATE: 06/11/2020

GYM/CAFETERIA

SHEET NO.
A-406

© WRIGHT GROUP Architects-Planners, PLLC, 2020

H/W = 24" / 36"

Allplan 2020

EXHIBIT B

WRIGHT GROUP
ARCHITECTS - PLANNERS, PLLC
1430 S BROADWAY STREET
CARROLLTON, TEXAS
7 5 0 0 6
(972) 242 - 1015

06/11/2020

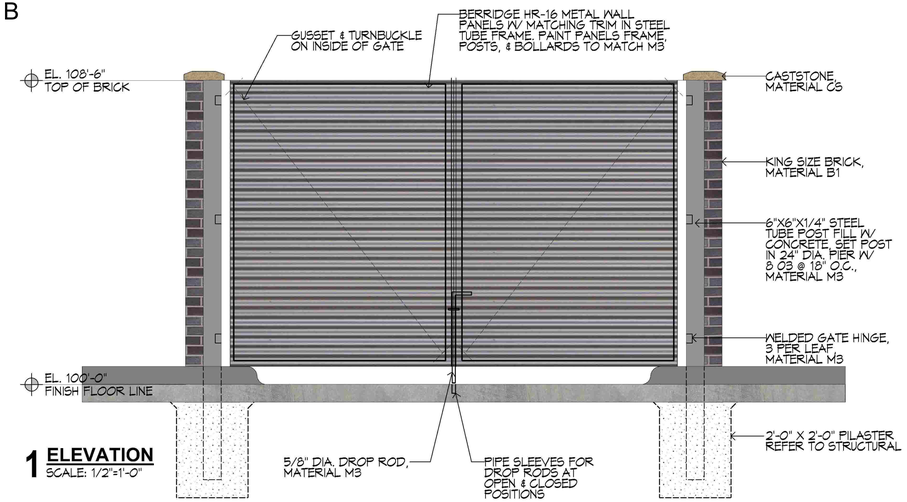

1 ELEVATION
SCALE: 1/2"=1'-0"



3 ELEVATION
SCALE: 1/2"=1'-0"



2 ELEVATION
SCALE: 1/2"=1'-0"



4 ELEVATION
SCALE: 1/2"=1'-0"

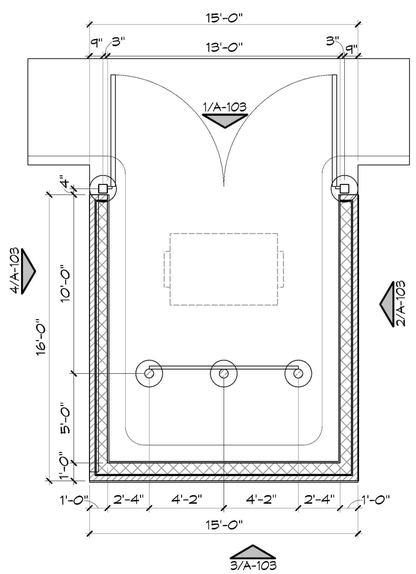

5 DUMPSTER PLAN TYP.
SCALE: 1/4"=1'-0"

FACADE PLAN NOTES

-THIS FACADE PLAN IS FOR CONCEPTUAL PURPOSES ONLY. ALL BUILDING PLANS REQUIRE REVIEW AND APPROVAL FROM THE BUILDING INSPECTIONS DIVISION.

-ALL MECHANICAL EQUIPMENT SHALL BE SCREENED FROM PUBLIC VIEW. ROOFTOP MOUNTED EQUIPMENT SHALL BE SCREENED BY A PARAPET WALL OR SCREENING WALL. SCREENING WALLS SHALL BE THE SPECIFICATIONS OF THE ZONING ORDINANCE.

-WHEN PERMITTED, EXPOSED UTILITY BOXES AND CONDUITS SHALL BE PAINTED TO MATCH THE BUILDING.

-ALL SIGNAGE AREAS AND LOCATIONS ARE SUBJECT TO APPROVAL BY THE BUILDING INSPECTIONS DIVISION.

-WINDOWS SHALL HAVE A MAXIMUM EXTERIOR VISIBLE REFLECTIVITY OF TEN (10) PERCENT.

-ANY DEVIATION FROM THE APPROVED FACADE PLAN WILL REQUIRE RE-APPROVAL BY THE TOWN OF PROSPER.

MATERIALS SCHEDULE

	B1: KING SIZE BRICK, WESTCHESTER, ACME, RUNNING BOND
	B2: MODULAR BRICK, ROBURY, ACME, SOLDIER COURSE
	S1: CUSTOM CONCRETE MASONRY UNITS NOMINAL, POLISHED SERIES 100P WHITE LIMESTONE, BEST BLOCK, RUNNING BOND
	S2: NATURAL TEXAS LIMESTONE STONE, ROUGH BACK, ACME, RUNNING BOND
	CS: CAST STONE, NATURAL LIMESTONE, DRY TAMP, LIGHT GRANULAR TEXTURE, ADVANCED CAST STONE
	G1: EXTERIOR ALUMINUM STOREFRONT/CURTAINWALL, CLEAR-ANODIZED, 1" GREY TINTED INSULATING GLASS
	G2: ALUMINUM FIXED WINDOWS, SILVER POWDER COATED, 3/4" GREY TINTED LOE INSULATING GLASS W/ ARGON GAS
	M1: ALUMINUM WOODGRAIN SIDING SYSTEM, DARK CHERRY, LIGHT CHERRY, WESTERN CEDAR (30/40/30 BLEND)
	M2: 24 GAUGE STEEL, SILVER METALIC
	M3: PREFINISHED METAL, MIDNIGHT BRONZE

Responsive Education Solutions
Founders Classical Academy of Prosper
E. 1st St & N. Custer Rd
Prosper, TX

JOB NO. A1902-09
DATE: 06/11/2020

TOWN OF PROSPER
Staff Approved
22 JUNE 2020

CASE NO. D20-0045

ELEMENTARY

SHEET NO.
A-106

PRINT DATE 6/22/2020

© WRIGHT GROUP Architects-Planners, PLLC, 2020

H/W = 24" / 36"

Allplan 2020

EXHIBIT C

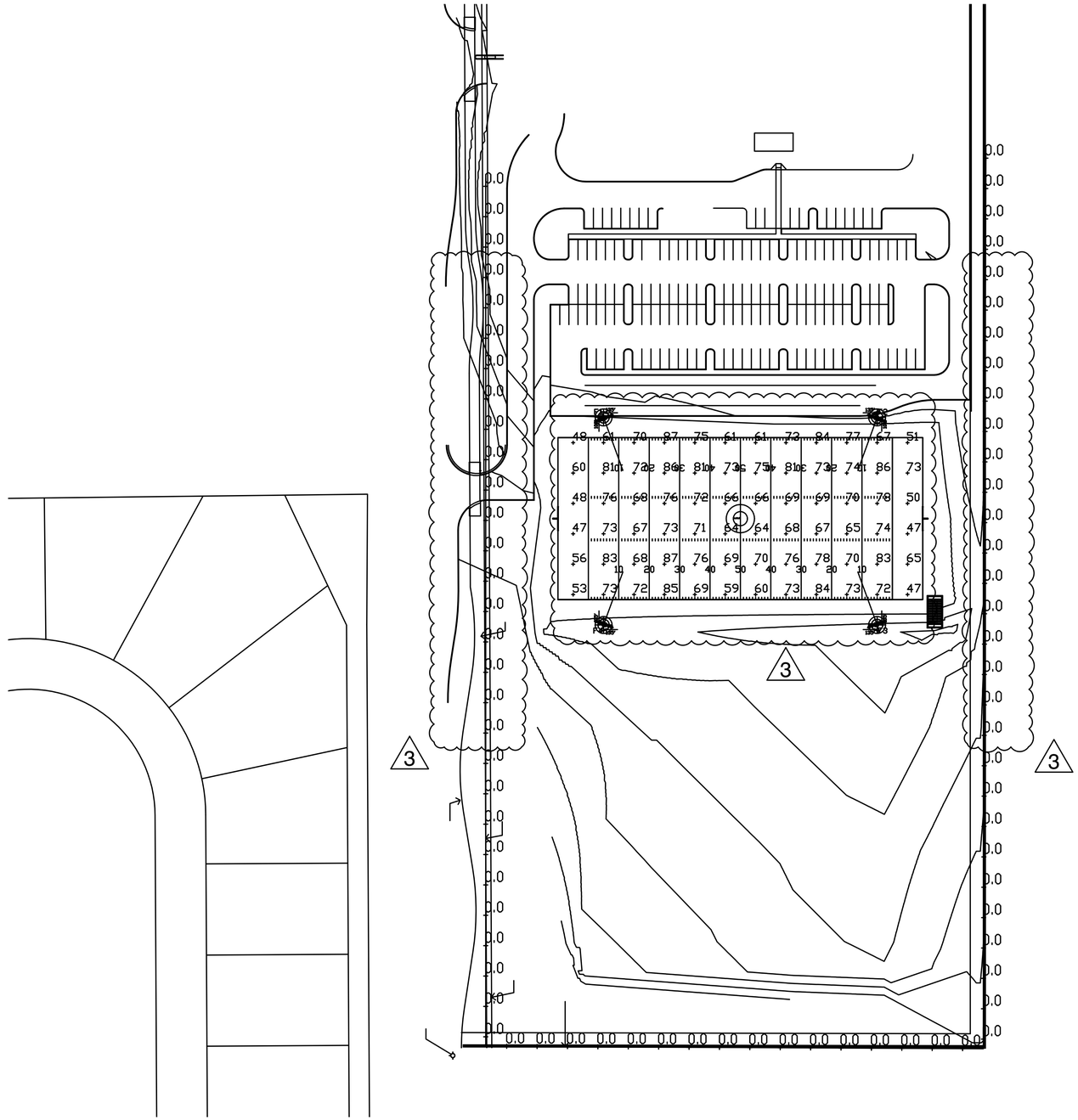

FIELD LIGHTING
PHOTOMETRIC SITE PLAN
1 SCALE:1"=60'-0"

RES Root Engineering Services
Mechanical, Electrical & Plumbing Systems Consultant
4215 GROVE AVE GURNEE, IL 60031
PHONE 847-249-8398 FAX 847-775-1503
45 FM 3356 VAN ALSTYNE, TX 75495
PHONE 903-375-9303 FAX 847-775-1503
TEXAS PROFESSIONAL ENGINEERING DESIGN FIRM #12016

STATE OF TEXAS
ADAM HARRIS
104032
LICENSED
PROFESSIONAL ENGINEER
10/16/2020

ARCHITECT
WRIGHT GROUP
1430 S BROADWAY STREET
CARROLLTON, TEXAS
970-242-1015

PROJECT
FCA OF PROSPER
RESPONSE EDUCATION SOLUTIONS
E. 1ST ST & N. CUSTER ROAD
PROSPER, TX

DRAWING ISSUE / REVISION

Rev. No.	Description	Date
-	FOR PERMIT	06/23/2020
1	REVISION 1	09/28/2020
2	FIELD LIGHTING PHOTOMETRIC	10/14/2020
3	FIELD LIGHTING PHOTOMETRIC REV	10/26/2020

The Professional seal affixed to this sheet indicates that the named professional has prepared or directed the preparation of the material shown only on this sheet. Other drawings and documents not exhibiting this seal shall not be considered prepared by or the responsibility of the undersigned.
Copyright © 2019 Root Engineering.

Drawing Title
FIELD LIGHTING
PHOTOMETRIC SITE PLAN

Drawing No.
PM2.0

Scale			
Dwg By	RL,ET,MR	Check By	AH
		Consult Job No.	TX19206

SD SUBMIT

PARKING CALCULATION SUMMARY					
	PARKING RATIO	TOTAL STUDENTS	TOTAL CLASSROOMS	REQUIRED SPACES	PROPOSED SPACES
ELEMENTARY SCHOOL (K-8)	1.5 PER CLASSROOM	728	28	42	42
HIGH SCHOOL (9-12)	1.5 PER CLASSROOM + 1 PER 5 STUDENTS	324	12	83	155
TOTAL				125	196
ADA PARKING	PER TAS			6	

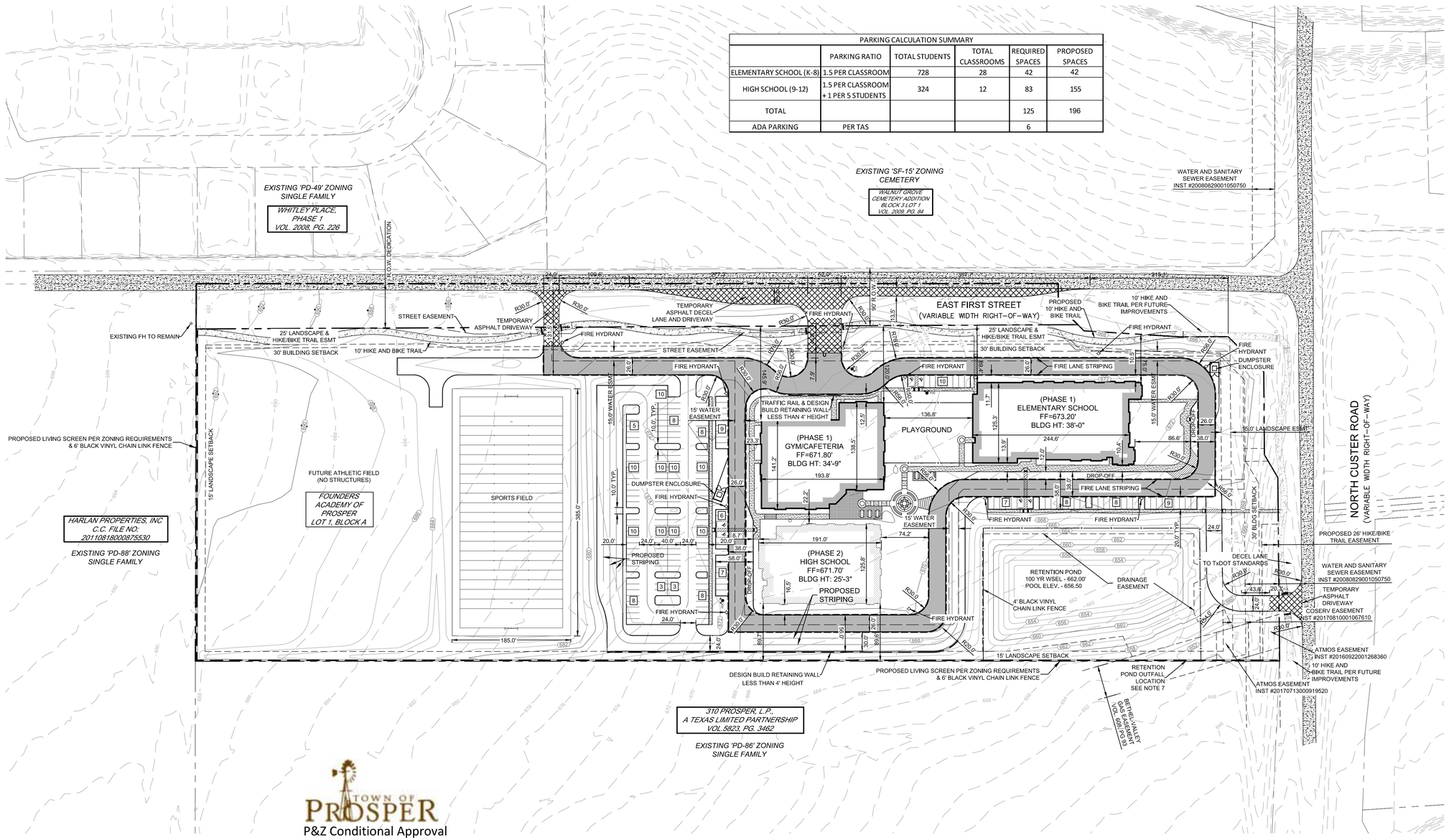

0 80' 160'
SCALE: 1" = 80'

LEGEND

- PROPOSED FIRELANE
- ACCESSIBLE CROSSWALK
- PROP. ACCESSIBLE ROUTE
- PROP. RETAIN/SCREEN WALL
- X — PARKING COUNT
- TEMPORARY ASPHALT

NOTES:
1. ALL DIMENSIONS ARE TO FACE OF CURB, FACE OF WALL, FACE OF BUILDING, CENTER OF STRIPING, AND PROPERTY LINE UNLESS OTHERWISE NOTED.
2. ALL SIGNAGE IS APPROVED VIA A SEPARATE PERMIT THROUGH THE BUILDING SAFETY DIVISION.
3. ALL MECHANICAL EQUIPMENT, DUMPSTERS, ROOFTOP UNITS, ETC SHALL BE SCREENED IN COMPLIANCE WITH THE ZONING ORDINANCE.
4. ALL LIGHTING SHALL COMPLY WITH THE ZONING ORDINANCE.
5. ANY ALTERATION TO THE SITE PLAN, INCLUDING BUILDING ELEVATION AND LANDSCAPE SUBSTITUTIONS, REQUIRE TOWN APPROVAL THROUGH A REVISED PLAN, STAMPED BY STAFF.
6. ALL PROPOSED RAMPS TO FOLLOW THE ARCHITECTURAL BARRIERS TEXAS ACCESSIBILITY STANDARDS (TAS).
7. ACQUISITION OF DOWNSTREAM EASEMENT IS PENDING. IF EASEMENT CANNOT BE OBTAINED, OUTFALL WILL MIMIC EXISTING CONDITIONS.

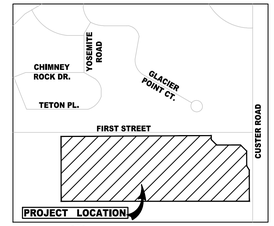

LOCATION MAP
SCALE : N.T.S.

BENCHMARKS

BM #1 - PK NAIL SET IN ASPHALT ON THE NORTH SIDE OF E. FIRST STREET +/- 15' NORTH OF THE CENTERLINE AND +/- 107 FEET WEST OF THE INTERSECTION OF E. FIRST STREET AND N CUSTER ROAD.

ELEVATION = 662.43'

BM #2 - PK NAIL SET IN ASPHALT ON THE SOUTH SIDE OF E. FIRST STREET +/- 15' SOUTH OF THE CENTERLINE AND +/- 1,840 FEET WEST OF THE INTERSECTION OF E. FIRST STREET AND N CUSTER ROAD.

ELEVATION = 696.46'

PRELIMINARY
-FOR REVIEW ONLY-

THESE DOCUMENTS ARE FOR DESIGN REVIEW ONLY AND ARE NOT INTENDED FOR CONSTRUCTION, BIDDING, OR PERMIT PURPOSE. THEY ARE PREPARED BY, OR UNDER THE SUPERVISION OF:

KYLE A. KATTNER 118741 05/28/2020
TYPE OR PRINT NAME PE # DATE

NO.	DATE	REVISION

TOWN OF PROSPER
P&Z Conditional Approval

JUNE 2, 2020

SITE DATA SUMMARY TABLE	
ZONING	PD-89
PROPOSED USE	PUBLIC CHARTER SCHOOL
ELEMENTARY BUILDING	
BUILDING AREA	30,541 SF
BUILDING STORIES	2
BUILDING HEIGHT	32' 4 "
GYM/CAFETERIA	
BUILDING AREA	26,424 SF
BUILDING STORIES	1
BUILDING HEIGHT	32' 6"
HIGH SCHOOL	
BUILDING AREA	22,307 SF
BUILDING STORIES	1
BUILDING HEIGHT	21' 6"
SITE	
LOT AREA	868,151 SF/ 19.93 AC
R.O.W. DEDICATION	90,213 SF / 2.07 AC
SITE AREA	868,151 SF
LOT COVERAGE	8.77%
FLOOR AREA RATIO	8.77%
IMPERVIOUS AREA	302,914 SF
OPEN SPACE REQUIRED	7.0% - 63,230 SF
OPEN SPACE PROVIDED	63.3% - 549,733 SF
LANDSCAPE	
INTERIOR LANDSCAPE REQUIRED	2,940 SF
INTERIOR LANDSCAPE PROVIDED	7,919 SF

WATER / SANITARY SEWER CONNECTIONS SUMMARY	
WATER	
3" DOMESTIC	3
2" IRRIGATION	1
SANITARY SEWER	
6" CONNECTION	1

SITE PLAN NOTES:
1. DUMPSTERS AND TRASH COMPACTORS SHALL BE SCREENED IN ACCORDANCE WITH THE ZONING ORDINANCE.
2. OPEN STORAGE, WHERE PERMITTED, SHALL BE SCREENED IN ACCORDANCE WITH THE ZONING ORDINANCE.
3. OUTDOOR LIGHTING SHALL COMPLY WITH THE LIGHTING AND GLARE STANDARDS CONTAINED WITHIN THE ZONING ORDINANCE AND SUBDIVISION ORDINANCE.
4. LANDSCAPING SHALL CONFORM TO LANDSCAPE PLANS APPROVED BY THE TOWN.
5. ALL ELEVATIONS SHALL COMPLY WITH THE STANDARDS CONTAINED WITHIN THE ZONING ORDINANCE.
6. BUILDINGS OF 5,000 SQUARE FEET OR GREATER SHALL BE 100% FIRE SPRINKLED. ALTERNATIVE FIRE PROTECTION MEASURES MAY BE APPROVED BY THE FIRE DEPARTMENT.
7. FIRE LANES SHALL BE DESIGNED AND CONSTRUCTED PER TOWN STANDARDS OR AS DIRECTED BY THE FIRE DEPARTMENT.
8. TWO POINTS OF ACCESS SHALL BE MAINTAINED FOR THE PROPERTY AT ALL TIMES.
9. SPEED BUMPS/HUMPS ARE NOT PERMITTED WITHIN A FIRE LANE.
10. HANDICAPPED PARKING AREAS AND BUILDING ACCESSIBILITY SHALL CONFORM TO THE AMERICANS WITH DISABILITIES ACT (ADA) AND WITH THE REQUIREMENTS OF THE CURRENT, ADOPTED BUILDING CODE.
11. ALL SIGNAGE IS SUBJECT TO BUILDING OFFICIAL APPROVAL.
12. ALL FENCES AND RETAINING WALLS SHALL BE SHOWN ON THE PRELIMINARY SITE PLAN AND ARE SUBJECT TO BUILDING OFFICIAL APPROVAL.
13. ALL EXTERIOR BUILDING MATERIALS ARE SUBJECT TO BUILDING OFFICIAL APPROVAL AND SHALL CONFORM TO THE APPROVED FAÇADE PLAN.
14. SIDEWALKS OF NOT LESS THAN SIX (6) FEET IN WIDTH ALONG THOROUGHFARES AND COLLECTORS AND FIVE (5) FEET IN WIDTH ALONG RESIDENTIAL STREETS, AND BARRIER FREE RAMPS AT ALL CURB CROSSINGS SHALL BE PROVIDED PER TOWN STANDARDS.
15. APPROVAL OF SITE PLAN IS NOT FINAL UNTIL ALL ENGINEERING PLANS ARE APPROVED BY THE ENGINEERING SERVICES DEPARTMENT.
16. SITE PLAN APPROVAL IS REQUIRED PRIOR TO GRADING RELEASE.
17. ALL NEW ELECTRICAL LINES SHALL BE INSTALLED AND/OR RELOCATED UNDERGROUND.
18. ALL MECHANICAL EQUIPMENT SHALL BE SCREENED FROM PUBLIC VIEW IN ACCORDANCE WITH THE ZONING ORDINANCE.
19. ALL LANDSCAPE EASEMENTS MUST BE EXCLUSIVE OF ANY OTHER TYPE OF EASEMENT.
20. IMPACT FEES WILL BE ASSESSED IN ACCORDANCE WITH THE LAND USE CLASSIFICATION(S) IDENTIFIED ON THE SITE DATA SUMMARY TABLE; HOWEVER, CHANGES TO THE PROPOSED LAND USE AT THE TIME OF CO AND/OR FINISH-OUT PERMIT MAY RESULT IN ADDITIONAL IMPACT FEES AND/OR PARKING REQUIREMENTS.
21. THE APPROVAL OF A SITE PLAN SHALL BE EFFECTIVE FOR A PERIOD OF EIGHTEEN (18) MONTHS FROM THE DATE OF APPROVAL BY THE PLANNING & ZONING COMMISSION, AT THE END OF WHICH TIME THE APPLICANT MUST HAVE SUBMITTED AND RECIEVED APPROVAL OF ENGINEERING PLANS AND BUILDING PERMITS. IF THE ENGINEERING PLANS AND BUILDING PERMITS ARE NOT APPROVED, THE SITE PLAN APPROVAL, TOGETHER WITH ANY PRELIMINARY SITE PLAN FOR THE PROPERTY, IS NULL AND VOID.

CASE NUMBER
D20-0045

SURVEYOR / ENGINEER
PELOTON LAND SOLUTIONS
KYLE KATTNER
9800 HILLWOOD PARKWAY
SUITE 250
FORT WORTH, TX 76177
PHONE: 817-562-3350

DEVELOPER / OWNER
T. LYNN TOMPKINS, JR.
RESPONSIVE EDUCATION SOLUTIONS
1301 WATERS RIDGE DR,
LEWISVILLE, TX 75057
PHONE: 972-316-3663

FOUNDERS ACADEMY OF PROSPER
LOT 1, BLOCK A

OVERALL SITE PLAN

PROSPER, COLLIN COUNTY, TEXAS

PELOTON LAND SOLUTIONS
TEXAS REGISTRATION ENGINEERING FIRM NO. 12207
9800 HILLWOOD PKWY, SUITE 250, FORT WORTH, TEXAS 76177
FORT WORTH PHONE: (817) 562-3350

DRAWN: JFS	DATE	PROJECT #	SHEET
DESIGNED: KAK	APRIL 2020	PLS: RES19003 PROSPER, TX	C201
REVIEWER: KAK			

FOUNDERS ACADEMY OF PROSPER

Drawing: G:\JOBS\RES19003_Prosper\Master Dev\Civil\CAD\RES19003-C-SITE
Layout: C201 Site Plan
Last Saved: 5/29/2020 9:38 AM
Plot Date/Time: 5/29/2020 11:07 AM

WRIGHT GROUP
Architects+Planners, P.L.L.C.

WRIGHT GROUP ARCHITECTS
1430 South Broadway St.
Carrollton, TX 75006
Contact: Dennis Brown

RESPONSIVE EDUCATION SOLUTIONS
1301 Waters Ridge Dr.
Lewisville, TX 75057
Contact: Lynn Tomkins

RES FOUNDERS CLASSICAL ACADEMY OF PROSPER, TEXAS

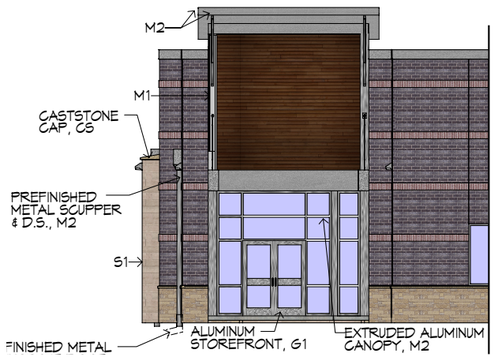

South Partial Elevation-High School

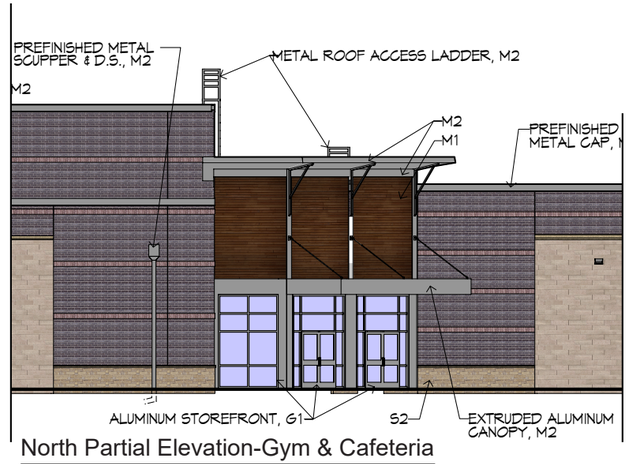

North Partial Elevation-Gym & Cafeteria

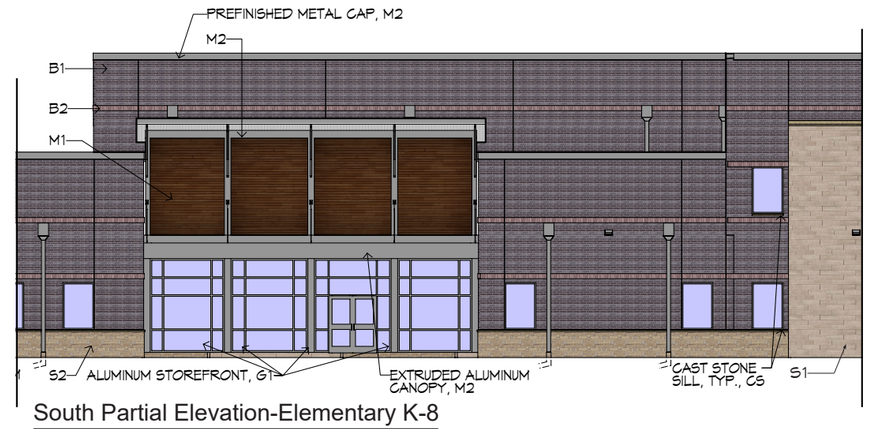

South Partial Elevation-Elementary K-8



M2: PREFINISHED METAL, CLEAR ANODIZED

G1: EXTERIOR STOREFRONT,CLEAR ANODIZED ALUMINUM-AVADEK

CS: CAST STONE, NATURAL LIMESTONE, DRY TAMP, LIGHT GRANULAR TEXTURE

S1: CONCRETE MASONRY UNIT POLISHED SERIES 700 P WHITE LIMESTONE

S2: NATURAL TEXAS LIMESTONE STONE, ROUGH BACK, RANDOM RUNNING BOND PATTERN

B1: KING SIZE BRICK, WETCHESTER, SMOOTH TEXTURE. OVERALL BRICK

B2: MODULAR BRICK, ROXBURY BRICK, SMOOTH TEXTURE. SOLDIER COURSE

OTHER MATERIALS TO BE USED

M3: PREFINISH METAL, MIDNIGHT BRONZE

G2: ALUMINUM FIXED WINDOWS, CLEAR ANODIZE ALUMINUN, 3/4" GREY TINTED LoE INSULATING GLASS W/ ARGON GAS

M1: ALUMINUM WOODGRAIN SIDING SYSTEM, DARK CHERY, LIGHT CHERRY, WESTERN CEDAR (30/40/30 BLEND)

ResponsiveEd®

January 29, 2021

Via Electronic Mail
Aglusko@prospertx.gov

Mr. Alex Glushko, Planning Manager
Town of Prosper
250 W. First Street
Prosper, Texas 75078

RE: Development Agreement for Founders Classical Academy of Prosper located at the intersection of E. First Street and N. Custer

Dear Mr. Glushko,

Responsive Education Solutions has taken into consideration the comments regarding the proposed Development Agreement discussed during the Town Council meeting on 1/12/2021. This letter will provide an update on each item.

1. **Elementary Building Parapet Articulation North Facade** – We have evaluated this option with our design professionals and it was determined that the redesign of the building elevation would have significant cost and schedule implications. Please see the attached letter from the architect of record for the project.

2. **Berm along First Street or Custer** – We understand that the berm along Custer or First Street is not a requirement for our development but a request made by the Town Council. Any changes to the grading will cause a significant impact to the schedule causing the school not to open on time. Please see the attached letter from the General Contractor for the project. In the interest of cooperation, we have spoken to the Town Landscape Architect, Paul Naughton, and developed a course of action to re-allocate some of the planned interior site landscaping along First Street and towards the intersection with Custer. This design will have to take into account the easements and utility improvements that are along this roadway and will include some additional landscaping to provide a layered effect.

Our team is working towards incorporating the landscape changes and will have updated exhibits for this change at a future Town Council meeting for review.

Please contact me if you have any questions.

Sincerely,

RESPONSIVE EDUCATION SOLUTIONS

T. Lynn Tompkins, Jr.
Vice President of Construction and Real Estate

LT:ll
cc: Austin Tull, Senior Project Manager, ResponsiveEd

WRIGHT GROUP Architects+Planners, P.L.L.C.
1430 SOUTH BROADWAY STREET CARROLLTON, TEXAS 75006 | 972.242.1015

January 20, 2021

Responsive Education Solutions
Attn: Austin Tull, AIA
Project Manager
1301 Waters Ridge Drive
Lewisville, Texas 75057

Regarding: Bump outs at Founders Classical Academy of Prosper.

Mr. Tull,

Structural the foundation will support the raising of the tower, but the steel shop drawings are done, and the steel has been manufactured for this school. The cost implication would be costly to revise this building elements this late in construction.

The structural steel would need to be revised to work with the new bump out, now tower heights. The steel angle that receives the cast stone cap will have to be relocated – Tabs are in place to receive this angle at a specific height. Also, the cast stone caps where not design to be a full cap covering 4 sides – therefore the cast stone caps will need to be redesigned for top of a tower in lieu of a bump out.

Steel and metal studs have been in production after the shop drawings have been reviewed at each of the bump-outs and now these areas would require revised engineered steel and metal studs.

This would put the project on a partial hold to have the steel, metal studs and cast stone all redesigned. Then the revised elevations will need to be approved, then new structural drawings – then shop drawings – then in production again. This would add months to your project schedule, which there would not enough time to complete this school for an August of 2021 school year.

If you have any other questions, please fill free in contacting me.

Respectfully,

Terrance J. Wright, AIA, NCARB
Principal

Mr. Austin Tull
Responsive Education Solutions
1301 Waters Ridge Dr.
Lewisville Texas 75057

RE: Founders Classical of Prosper

Mr. Tull

There has been talk of some changes to the exterior of the building and site changes to grading and landscaping.

We want to bring to your attention that these kinds of changes will impact the schedule significantly as the grading has been completed and materials for the building have been ordered. If these changes are made, I do not see the project being completed on time for school to open.

Respectfully,

Brad Gibson
Vice President

202 N. Allen Dr. Suite E
Allen, TX 75013

972-562-6060 - Office
972-562-6064 - Fax

PLANNING

TOWN OF PROSPER

Prosper is a place where everyone matters.

To: **Mayor and Town Council**

From: **Alex Glushko, AICP, Planning Manager**

Through: **Harlan Jefferson, Town Manager**
Rebecca Zook, P.E., Executive Director of Development & Infrastructure Services

Re: **Town Council Meeting – February 9, 2021**

Agenda Item:

Consider and act upon authorizing the Town Manager to execute the First Amendment to the Development Agreement between Cook Children's Health Care System and the Town of Prosper, Texas, related to the Cook Children's Medical Center.

Description of Agenda Item:

On April 14, 2020, the Town Council approved an amendment to Planned Development-91 to revise the proposed concept plan for the Cook Children's Medical Center (Z19-0021). The zoning request was approved by a vote of 7-0, subject to approval of a Development Agreement related to exterior building materials, architectural design, and building elevations. A Development Agreement was approved at the April 14, 2020 Council meeting.

With this request, Cook Children's is proposing to modify the building elevations for the hospital. As the elevations were included in the approved Development Agreement, modifications to the elevations require an amendment to the Development Agreement. The proposed modifications do not increase the number of floors nor does it increase the building square footage. The proposed building materials are the same as the approved materials. Drawings providing a comparison of the Approved and Proposed Elevations are included for the Town Council's reference.

In addition, the elevations were provided to the Town Architect for review. The architect indicated the proposed modifications substantially conform with the original design intent and aesthetic of the previously approved drawings.

Legal Obligations and Review:

Town Attorney, Terrence Welch of Brown & Hofmeister, L.L.P., has reviewed the agreement as to form and legality.

Attached Documents:

1. Proposed Development Agreement

2. Request Letter
3. Proposed Elevations
4. Elevation Comparison Exhibit

Town Staff Recommendation:

Staff recommends the Town Council authorize the Town Manager to execute the First Amendment to the Development Agreement between Cook Children's Health Care System and the Town of Prosper, Texas, related to the Cook Children's Medical Center.

Proposed Motion:

I move to authorize the Town Manager to execute the First Amendment to the Development Agreement between Cook Children's Health Care System and the Town of Prosper, Texas, related to the Cook Children's Medical Center.

FIRST AMENDMENT TO DEVELOPMENT AGREEMENT

THIS FIRST AMENDMENT TO DEVELOPMENT AGREEMENT ("First Amendment to Development Agreement") is entered into by and between the Town of Prosper, Texas ("Town"), and Cook Children's Health Care System ("Owner") (individually, a "Party" and collectively, the "Parties") to be effective (the "Effective Date") on the latest date executed by a Party.

WHEREAS, the Town is a home-rule municipal corporation, located in Collin County and Denton County, Texas, organized and existing under the laws of the State of Texas; and

WHEREAS, Owner is a health care system qualified to do business in the State of Texas; and

WHEREAS, Owner is developing property in the Town for a Primary Care Center, an Urgent Care Center, a Medical Office Building, an Ambulatory Surgery Center, a Helistop, an Outpatient Imaging facility, a Data Center and ancillary related uses such as parking, landscaping and open space (the "Development"); and

WHEREAS, a legal description of the property for the Development is more particularly described in Exhibit A, attached hereto and incorporated by reference (the "Property"); and

WHEREAS, on or about April 14, 2020, the Town approved certain amendments to PD-40, as more fully described in the applicable zoning ordinance, and further, the Parties agreed to certain other matters, including architectural features and building materials to be utilized on the Property; and

WHEREAS, the foregoing were memorialized in a Development Agreement ("Development Agreement") approved by the Town Council on or about April 14, 2020, and subsequently filed in the Denton County Real Property records on or about April 27, 2020, as Document No. 54188; and

WHEREAS, on or about February 9, 2021, the Town Council authorized the execution of this First Amendment to Development Agreement; and

WHEREAS, this First Amendment to Development Agreement seeks to incorporate, in part, the negotiated and agreed upon development standards contained in PD-40, as amended, and to recognize Owner's reasonable investment-backed expectations in PD-40, as amended; and

WHEREAS, subject to the terms of this First Amendment to Development Agreement, Owner agrees and acknowledges that it will construct on the Property structures in accordance with the provisions, standards and notes reflected in the Development Agreement executed on or about February 9, 2021, as amended by this First Amendment to Development Agreement.

NOW, THEREFORE, in consideration of the foregoing premises, and for other good and valuable consideration the receipt and adequacy of which are hereby acknowledged, the Parties to this Agreement agree as follows:

1. **Architectural Standards and Building Materials**. For any structure built on the Property following the Effective Date, it shall comply with the applicable requirements contained in Exhibit B, "Architectural Standards and Building Materials," attached hereto and incorporated

by reference, and Owner agrees to construct those structures in compliance therewith. The Parties agree and acknowledge that the provisions of this Paragraph shall apply to any structure constructed subsequent to the execution of this Agreement. Nothing in this Agreement shall be deemed to modify or otherwise amend any zoning regulation duly adopted by the Town, previously or in the future.

2. **Effect of Development Agreement**. Except to the extent referenced in Exhibit C, attached hereto and incorporated by reference, all other terms and conditions contained in the Development Agreement executed on or about April 14, 2020, shall remain in full force and effect.

IN WITNESS WHEREOF, the parties hereto have caused this document to be executed as of the date referenced herein.

TOWN:

THE TOWN OF PROSPER, TEXAS

By: _____
Name: Harlan Jefferson
Title: Town Manager, Town of Prosper

STATE OF TEXAS)
)
COUNTY OF COLLIN)

This instrument was acknowledged before me on the ___ day of February, 2021, by Harlan Jefferson, Town Manager of the Town of Prosper, Texas, on behalf of the Town of Prosper, Texas.

Notary Public, State of Texas
My Commission Expires: _____

OWNER:

Cook Children's Health Care System

By: _____
Name: Spencer Seals
Title: Vice President, Construction & Real Estate

STATE OF TEXAS)
)
COUNTY OF TARRANT)

This instrument was acknowledged before me on the ___ day of February, 2021, by Spencer Seals, in his capacity as Vice President, Construction & Real Estate for Cook Children's Health Care System, known to be the person whose name is subscribed to the foregoing instrument, and that he executed the same on behalf of and as the act of Owner.

_____
Notary Public, State of Texas
My Commission Expires: _____

EXHIBIT A

PROPERTY DESCRIPTION

BEING a tract of land situated in the J. Bates Survey, Abstract No. 1620, Town of Prosper, Denton County, Texas, and being all of Lot 1, Block A, Cook Children's Medical Center, an addition to the Town of Prosper, according to the plat recorded in Document Number 2019-241, Plat Records, Denton County, Texas (P.R.D.C.T.) and being all of those tracts of land described in deeds to Cook Children's Health Care System, as recorded in Document Numbers 2018-46829 and 2018-46830, Deed Records, Denton County, Texas (D.R.D.C.T.), said tract of land being more particularly described by metes and bounds as follows:

BEGINNING at a found 5/8" iron rod for the common southeast corner of said Lot 1, Block A, Cook Children's Medical Center addition and Lot 3, Block A, St. Martin De Porres, an addition to the Town of Prosper, according to the plat recorded in Document Number 2017-365, P.R.D.C.T., said corner being on the north right-of-way line of West University Drive (US Highway 380) (a variable width right-of-way);

THENCE South 88°36'03" West, with said north right-of-way line, a distance of 1,346.18 feet to a point for corner, from which a found 5/8" iron rod with yellow cap stamped "SPIARS ENG" bears South 46°30'51" East, a distance of 0.50 feet;

THENCE North 46°03'06" West, departing said north right-of-way line, a distance of 54.10 feet to a found 5/8" iron rod with yellow cap stamped "DUNAWAY ASSOC. LP" on the east right-of-way line of Windsong Parkway (variable width right-of-way) as dedicated by plat recorded in Document Number 2014-248, P.R.D.C.T., for the beginning of a curve to the right, having a central angle of 05°08'33", a radius of 998.50 feet and a chord bearing and distance of North 02°17'25" East - 89.59 feet;

THENCE with said east right-of-way line of Windsong Parkway the following courses and distances:

With said curve to the right in a northeasterly direction, an arc length of 89.62 feet to a point for the beginning of a reverse curve to the left having a central angle of 01°49'29", a radius of 1101.50 feet and a chord bearing and distance of North 03°56'58" East - 35.08 feet;

With said curve to the left in a northwesterly direction, an arc length of 35.08 feet to a point for the beginning of a compound curve to the left, having a central angle of 12°26'43", a radius of 211.50 feet and a chord bearing and distance of North 03°11'06" West - 45.85 feet;

With said curve to the left in a northwesterly direction, an arc length of 45.94 feet to a found 5/8" iron rod with yellow cap stamped "DUNAWAY ASSOC. LP" for the beginning of a reverse curve to the right, having a central angle of 08°35'41", a radius of 188.50 feet and a chord bearing and distance of North 05°06'37" West - 28.25 feet;

With said curve to the right in a northwesterly direction, an arc length of 28.28 feet to a found "X"-cut in concrete for the beginning of a reverse curve to the left, having a central angle of 13°51'27", a radius of 1,095.00 feet and a chord bearing and distance of North 07°44'32" West - 264.19 feet;

With said curve to the left in a northwesterly direction, an arc length of 264.84 feet to a found 5/8" iron rod with yellow cap stamped "DUNAWAY ASSOC. LP" to a point on the said east right-of-way line of Windsong Parkway;

THENCE North 00°26'06" West, departing said east right-of-way line of Windsong Parkway and with the west line of said Lot 1, Block A, Cook Children's Medical Center addition, a distance of 329.58 feet to a found 5/8" iron rod with yellow cap stamped "BHB INC" for the common west corner of said Lot 1, Block A, Cook Children's Medical Center addition and Lot 2, Block A, said St. Martin De Porres addition;

THENCE EAST, with the common line of said Lot 1, Block A, Cook Children's Medical Center addition and said Lot 2, a distance of 959.90 feet to a found 5/8" iron rod with yellow cap stamped "DUNAWAY ASSOC. LP";

THENCE South 45°00'00" East, continuing with said common line, at a distance of 302.71 feet passing the common west corner of said Lot 2 and said Lot 3, in all a distance of 653.34 feet to a found 5/8" iron rod with yellow cap stamped "DUNAWAY ASSOC. LP";

THENCE SOUTH, with the common line a said Lot 1, Block A, Cook Children's Medical Center addition and said Lot 3, a distance of 332.48 feet to the POINT OF BEGINNING and containing a calculated area of 1,030,323 square feet or 23.650 acres of land.

EXHIBIT B

ARCHITECTURAL STANDARDS AND BUILDING MATERIALS

A. All exterior facades, excluding glass windows and doors, shall be constructed using the permitted buildings materials in Sections B and C.

B. Permitted primary exterior materials are clay fired brick, natural, precast, and manufactured stone, granite, marble, architectural concrete block, split face concrete masonry unit, architecturally finished concrete tilt wall and stucco**.**

C. Secondary materials used on the façade of a building are those that comprise a total of ten percent (10%) or less of an elevation area. Permitted secondary materials are all primary materials, aluminum or other metal, cedar or similar quality decorative wood, and high impact exterior insulation and finish systems (EIFS).

D. No single material shall exceed eighty percent (80%) of an elevation area. A minimum of twenty percent (20%) of the front façade and all facades facing public right-of-way shall be natural or manufactured stone. A minimum of ten percent (10%) of all other facades shall be natural or manufactured stone.

E. All buildings with a footprint of less than ten thousand (10,000) square feet and located 100 feet or less from a residential zoning district shall incorporate a pitched, gabled, mansard, hipped, or otherwise sloped roof. All sloped roofs shall have a six (6) in twelve (12) inch minimum slope. All buildings with a footprint of less than ten thousand (10,000) square feet and located 100 feet or greater from a residential zoning district shall incorporate a pitched, gabled, mansard, hipped, or otherwise sloped roof, or a flat roof with an articulated parapet wall or cornice. Wood shingles are prohibited. Composition shingles are allowed provided they have architectural detail and a minimum 30-year life.

F. All buildings with a footprint of ten thousand (10,000) square feet and greater shall incorporate sloped roof elements including, but not limited to pitched roofs on towers or arcades, sloped awnings, sloped parapets. Flat roofs are permitted with an articulated parapet wall or cornice in place of the required sloped roof elements. The sloped elements shall be provided along a minimum of sixty percent (60%) of each wall's length. All sloped roof elements shall have a six (6) in twelve (12) inch minimum slope. Wood shingles are prohibited. Composition shingles are allowed provided they have architectural detail and a minimum 30-year life.

G. All buildings shall be designed to incorporate a form of architectural articulation every thirty feet (30'), both horizontally along each wall's length and vertically along each wall's height. Acceptable articulation may include the following:

- Canopies, awnings, or porticos;
- Recesses/projections;
- Arcades;
- Arches;

- Display windows, including a minimum sill height of thirty inches (30”);
- Architectural details (such as tile work and moldings) integrated into the building facade;
- Articulated ground floor levels or base;
- Articulated cornice line;
- Integrated planters or wing walls that incorporate landscape and sitting areas;
- Offsets, reveals or projecting rib used to express architectural or structural bays; or
- Varied roof heights.

H. All buildings shall be architecturally finished on all four (4) sides with same materials, detailing, and features except the rear if two (2) rows of trees are planted on the perimeter behind the building. In this case, the architectural finish must match the remainder of the building in color only. A double row of trees on offset fifty foot (50’) centers in a fifteen foot (15’) landscape edge, where fifty percent (50%) of the trees are canopy evergreen trees. This is for facades that are not visible from public streets and apply to anchor buildings and attached in line spaces only. This provision does not apply to “out” buildings or pad sites.

I. Windows shall have a maximum exterior visible reflectivity of ten percent (10%). The intent of this provision is to prevent the safety hazard of light reflecting from the windows on to adjacent roadways.

J. All retail/commercial buildings with facades greater than two hundred feet (200’) in length shall incorporate wall plane projections or recesses that are at least six feet (6’) deep. Projections/recesses must be at least twenty-five percent (25%) of the length of the facade. No uninterrupted length of facade may exceed one hundred feet (100’) in length. This requirement does not apply to building developed and occupied entirely for office uses.

K. All buildings within a common development, as shown on a Preliminary Site Plan, shall have similar architectural styles, materials, and colors.

1. Conceptual facade plans and sample boards shall be submitted with the Preliminary Site Plan application for all non-residential uses. Facade plans will be used only to ensure minimum standards are met.

2. A final facade plan and sample boards shall be submitted with the Final Site Plan application for all non-residential uses. Facade plans will be used only to ensure minimum standards are met. Facade plans shall be reviewed and approved by the Director of Development Services or his/her designee. The applicant may appeal the decision to the Planning & Zoning Commission and Town Council using the appeal procedure in Chapter 4, Section 1 of the Zoning Ordinance.

3. The architectural façade drawings for the buildings shall be the basis for the architectural articulation (both horizontal and vertical), wall projections and building lengths permitted within this planned development

L. All primary and secondary exterior building materials (exclusive of glass) shall be of natural texture and shall be neutrals, creams, or other similar, non-reflective earth tone colors. Bright, reflective, pure tone primary or secondary colors, such as red, orange, yellow, blue, violet, or green are not permitted.

M. Corporate identities that conflict with the building design criteria shall be reviewed on a case-by-case basis and approved by the Director of Development Services or his/her designee. The applicant may appeal the decision to the Planning & Zoning Commission and Town Council using the appeal procedure in Chapter 4, Section 1 of the Zoning Ordinance.

N. Exposed conduit, ladders, utility boxes, and drain spouts shall be painted to match the color of the building or an accent color. Natural metal finishes (patina) are an acceptable alternative to paint.

O. Notwithstanding anything herein to the contrary, the Cook Children's Medical Center signature blue and clear standing-seam metal roofs and secondary green and red standing-seam metal roofs, and blue window mullions shall be allowed to compliment the neutrals, creams, and other non-reflective earth tone colors of the building.

P. The elevations shall reflect horizontal features and capping on the stucco similar to the main façade of the building.

Q. Ornamental features may exceed the maximum building height provided that the ornamental feature does not contain floor area. Ornamental features include, but are not limited to, architectural features, parapets, mechanical equipment, and chimneys.

EXHIBIT C

(ELEVATIONS AND EXTERIOR MATERIALS)

CookChildren's
Health Care System

January 12, 2021

Scott Ingalls
Town of Prosper
250 W. First Street
Town of Prosper, Texas 75078

Reference: Cook Children's Prosper Development Agreement Update

Dear Mr. Ingalls:

We recently submitted revised building elevations to the Town. We desire for these updated elevations to be used to update the Development Agreement between Cook Children's and the Town of Prosper, originally recorded on April 27, 2020.

We would like to formally request that the revised building elevations be incorporated into the Development Agreement and replace the previous elevations. This will allow for the agreement between the Town and Cook Children's to be current and aligned with what will be constructed.

Sincerely,

Spencer Seals
Vice President, Construction & Real Estate
CookChildren's Health Care System

801 Seventh Avenue
Fort Worth, TX 76104-2796
682-885-4000
www.cookchildrens.org

RECEIVED
By Scott Ingalls at 11:19 am, Jan 12, 2021

PROPOSED ELEVATIONS

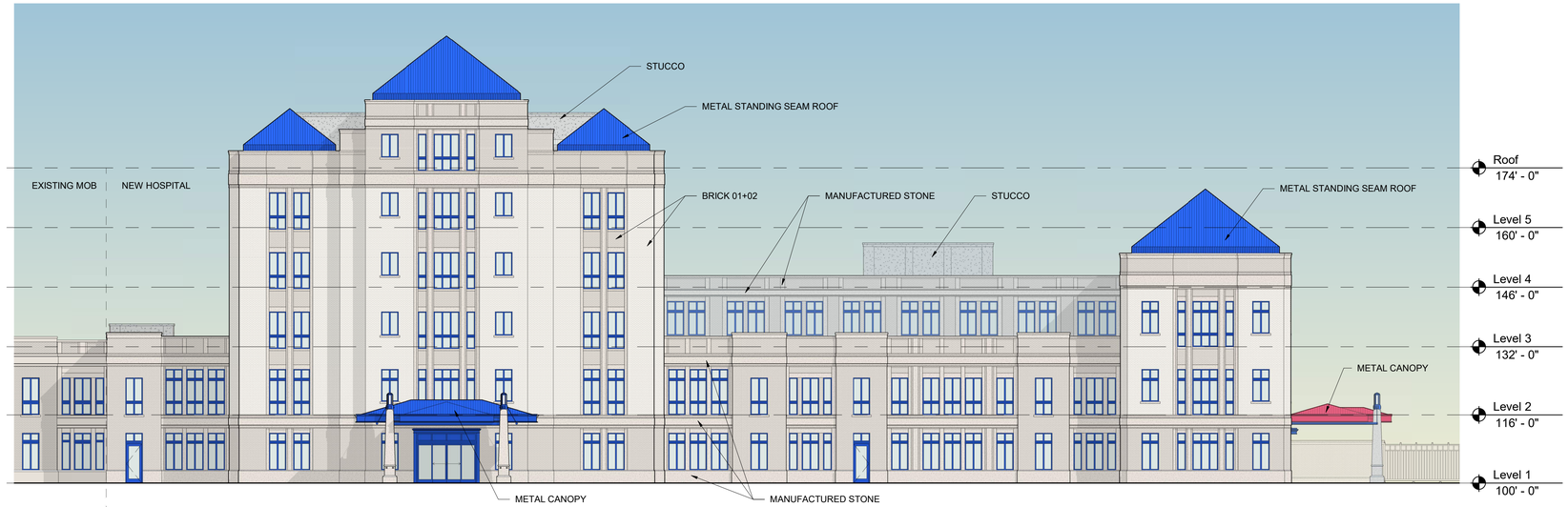

01 **SOUTH ELEVATION - CCMC PROSPER HOSPITAL**
1/16" = 1'-0"

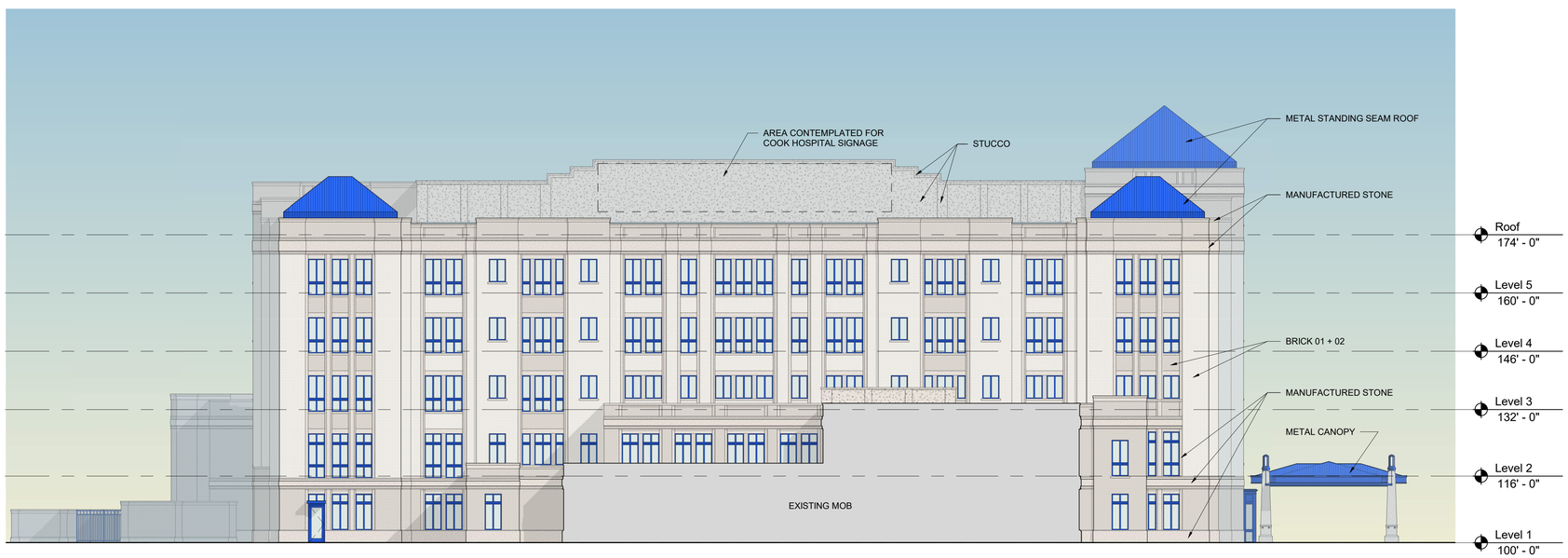

02 **WEST ELEVATION - CCMC PROSPER HOSPITAL**
1/16" = 1'-0"

EXTERIOR MATERIALS

CCNC HOSPITAL - SOUTH		
TOTAL SOLID	16,671	79%
TOTAL GLAZING	4,314	21%
TOTAL AREA	20,985	100%
MATERIAL	**AREA (SF)**	**PERCENTAGE OF SOLID FACADE**
BRICK 01 + 02	10,131	61%
MANUF. STONE 01	6,225	37%
STUCCO 01	315	2%
PTD. METAL LOUVERS	0	0%

CCNC HOSPITAL - WEST		
TOTAL SOLID	13,783	80%
TOTAL GLAZING	3,416	20%
TOTAL AREA	17,199	100%
MATERIAL	**AREA (SF)**	**PERCENTAGE OF SOLID FACADE**
BRICK 01 + 02	7,555	55%
MANUF. STONE 01	4,011	29%
STUCCO 01	2,217	16%
PTD. METAL LOUVERS	0	0%

* Roof terraces and courtyards at level 3 (masonry walls and glazing) are not included in material take-offs. Design and location are TBD.
* West side of level 3 mechanical penthouse accounted for in material take-offs.

- This Facade Plan is for conceptual purposes only. All building plans require review and approval from the Building Inspections Department.
- All mechanical equipment shall be screened from public view. Rooftop mounted equipment shall be screened by a parapet wall or screening wall. Screening walls shall meet the specifications of the Zoning Ordinance.
- When permitted, exposed utility bozes and conduits shall be painted to match the building
- All signage areas and locations are subject to approval by the Building Inspections Department
- Windows shall have a mazimum exterior visible reflectivity of ten (10) percent.
- Any deviation from the approved Facade Plan will require reapproval by the Town.

MATERIAL LEGEND:

- MANUFACTURED STONE
- BRICK 01
- BRICK 02
- STUCCO 01 - (COLOR TO MATCH BRICK 01)
- METAL STANDING SEAM ROOF - RED
- METAL STANDING SEAM ROOF - BLUE

HKS

CONTRACTOR
LINBECK
1263 W. ROSEDALE STREET, SUITE 201
FORT WORTH, TX 76104

ARCHITECT
HKS, INC.
1000 MACON STREET, SUITE 150
FORT WORTH, TX 76102

DESIGN ARCHITECT
DAVID M. SCHWARZ ARCHITECTS, INC.
1707 L ST. NW, SUITE #400
WASHINGTON, D.C. 20036

STRUCTURAL / CIVIL ENGINEER / LANDSCAPE ARCHITECT
DUNAWAY ASSOCIATES
550 BAILEY AVE, SUITE 400
FORT WORTH, TX 76107

MEP ENGINEER
SMITH SECKMAN REID (SSR)
3100 McKINNON ST., SUITE 550
DALLAS, TX 75201

INTERIOR DESIGN
KELLER STUDIO
1263 W. ROSEDALE STREET, SUITE 201
FORT WORTH, TX 76104

MEDICAL EQUIPMENT
MITCHELL EQUIPMENT PLANNING SERVICES
630 DUNDEE, SUITE 340
NORTHBROOK, IL, 60062

CookChildren's

NORTH CAMPUS

KEY PLAN

REVISION

NO.	DESCRIPTION	DATE
1	Revision 1	11/19/19
2	Revision 2	11/22/19
3	Revision 3	12/17/19
4	Revision 4	05/06/20
5	Revision 5	06/16/20
6	Revision 6	12/29/20

HKS PROJECT NUMBER
21151.007
DATE
11/04/19
ISSUE
EXHIBIT F

SHEET TITLE
HOSPITAL EXTERIOR ELEVATIONS- SOUTH AND WEST
SHEET NO.
SP1.03

CASE NUMBER: Z19-0021

© 2018 HKS, INC.

PLOT DATE: 12/23/2020 4:40:44 PM TEMPLATE VERSION:

PROPOSED ELEVATIONS



01 NORTH ELEVATION - CCMC PROSPER HOSPITAL
1/16" = 1'-0"

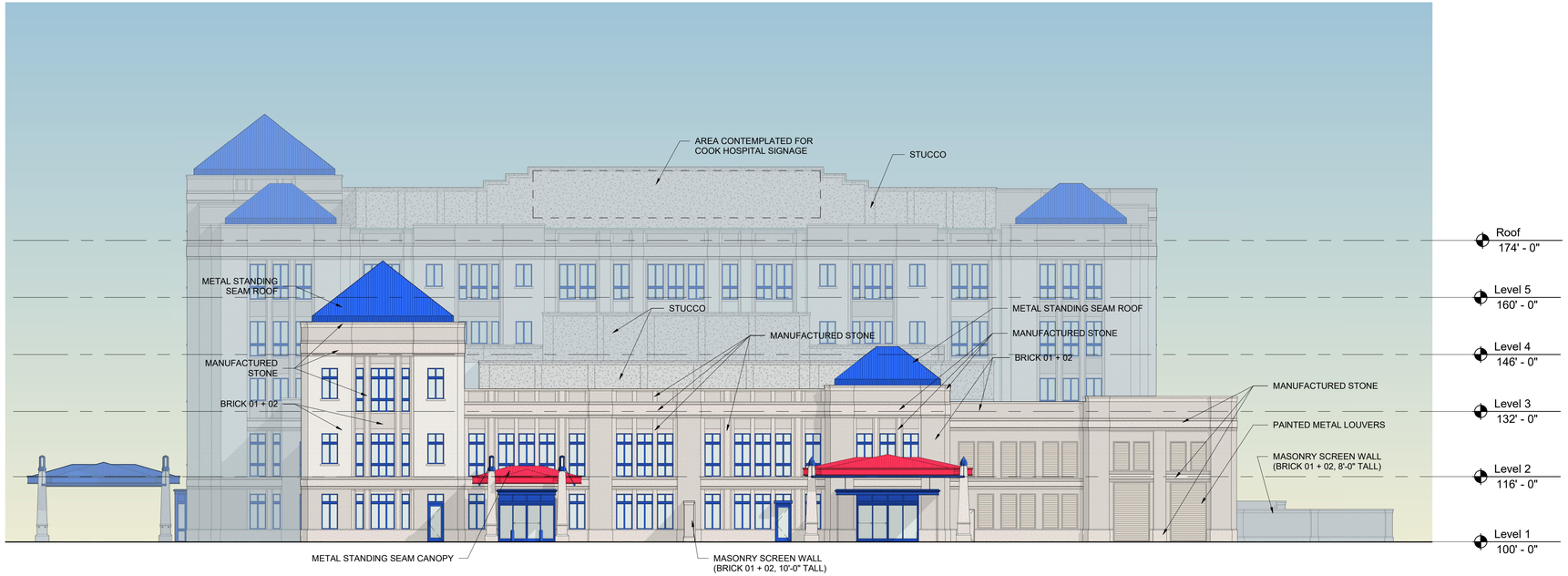

02 EAST ELEVATION - CCMC PROSPER HOSPITAL
1/16" = 1'-0"

EXTERIOR MATERIALS

CCNC HOSPITAL - NORTH		
TOTAL SOLID	17,682	87%
TOTAL GLAZING	2,559	13%
TOTAL AREA	20,241	100%
MATERIAL	**AREA (SF)**	**PERCENTAGE OF SOLID FACADE**
BRICK 01 + 02	12,094	68%
MANUF. STONE 01	4,160	24%
STUCCO 01	929	5%
PTD. METAL LOUVERS	499	3%

CCNC HOSPITAL - EAST		
TOTAL SOLID	19,642	82%
TOTAL GLAZING	4,316	18%
TOTAL AREA	23,958	100%
MATERIAL	**AREA (SF)**	**PERCENTAGE OF SOLID FACADE**
BRICK 01 + 02	8,366	43%
MANUF. STONE 01	6,226	32%
STUCCO 01	4,245	22%
PTD. METAL LOUVERS	805	4%

* Roof terraces and courtyards at level 3 (masonry walls and glazing) are not included in material take-offs. Design and location are TBD.
* West side of level 3 mechanical penthouse accounted for in material take-offs.

- This Facade Plan is for conceptual purposes only. All building plans require review and approval from the Building Inspections Department.
- All mechanical equipment shall be screened from public view. Rooftop mounted equipment shall be screened by a parapet wall or screening wall. Screening walls shall meet the specifications of the Zoning Ordinance.
- When permitted, exposed utility bozes and conduits shall be painted to match the building
- All signage areas and locations are subject to approval by the Building Inspections Department
- Windows shall have a mazimum exterior visible reflectivity of ten (10) percent.
- Any deviation from the approved Facade Plan will require reapproval by the Town.

MATERIAL LEGEND:

- MANUFACTURED STONE
- BRICK 01
- BRICK 02
- STUCCO 01 - (COLOR TO MATCH BRICK 01)
- METAL STANDING SEAM ROOF - RED
- METAL STANDING SEAM ROOF - BLUE

HKS

CONTRACTOR
LINBECK
1263 W. ROSEDALE STREET, SUITE 201
FORT WORTH, TX 76104

ARCHITECT
HKS, INC.
1000 MACON STREET, SUITE 150
FORT WORTH, TX 76102

DESIGN ARCHITECT
DAVID M. SCHWARZ ARCHITECTS, INC.
1707 L ST. NW, SUITE #400
WASHINGTON, D.C. 20036

STRUCTURAL / CIVIL ENGINEER / LANDSCAPE ARCHITECT
DUNAWAY ASSOCIATES
550 BAILEY AVE, SUITE 400
FORT WORTH, TX 76107

MEP ENGINEER
SMITH SECKMAN REID (SSR)
3100 McKINNON ST., SUITE 550
DALLAS, TX 75201

INTERIOR DESIGN
KELLER STUDIO
1263 W. ROSEDALE STREET, SUITE 201
FORT WORTH, TX 76104

MEDICAL EQUIPMENT
MITCHELL EQUIPMENT PLANNING SERVICES
630 DUNDEE, SUITE 340
NORTHBROOK, IL, 60062

CookChildren's
NORTH CAMPUS

KEY PLAN

REVISION

NO.	DESCRIPTION	DATE
1	Revision 1	11/19/19
2	Revision 2	11/22/19
3	Revision 3	12/17/19
4	Revision 4	05/06/20
5	Revision 5	06/16/20
6	Revision 6	12/29/20

HKS PROJECT NUMBER
21151.007
DATE
11/04/19
ISSUE
EXHIBIT F

SHEET TITLE
HOSPITAL EXTERIOR ELEVATIONS- NORTH AND EAST
SHEET NO.
SP1.04

CASE NUMBER: Z19-0021

© 2018 HKS, INC.

PLOT DATE: 12/29/2020 4:06:48 PM TEMPLATE VERSION:

PROPOSED ELEVATIONS

01 PERSPECTIVE - SOUTHWEST CORNER

02 PERSPECTIVE - SOUTHEAST CORNER



04 PERSPECTIVE - NORTHEAST CORNER

03 PERSPECTIVE - NORTHWEST CORNER

HKS

CONTRACTOR
LINBECK
1263 W. ROSEDALE STREET, SUITE 201
FORT WORTH, TX 76104

ARCHITECT
HKS, INC.
1000 MACON STREET, SUITE 150
FORT WORTH, TX 76102

DESIGN ARCHITECT
DAVID M. SCHWARZ ARCHITECTS, INC.
1707 L ST. NW, SUITE #400
WASHINGTON, D.C. 20036

STRUCTURAL / CIVIL ENGINEER / LANDSCAPE ARCHITECT
DUNAWAY ASSOCIATES
550 BAILEY AVE, SUITE 400
FORT WORTH, TX 76107

MEP ENGINEER
SMITH SECKMAN REID (SSR)
3100 McKINNON ST., SUITE 550
DALLAS, TX 75201

INTERIOR DESIGN
KELLER STUDIO
1263 W. ROSEDALE STREET, SUITE 201
FORT WORTH, TX 76104

MEDICAL EQUIPMENT
MITCHELL EQUIPMENT PLANNING SERVICES
630 DUNDEE, SUITE 340
NORTHBROOK, IL, 60062

CookChildren's

NORTH CAMPUS

KEY PLAN

REVISION

NO.	DESCRIPTION	DATE
1	Revision 1	11/19/19
2	Revision 2	11/22/19
3	Revision 3	12/17/19
4	Revision 4	05/06/20
5	Revision 5	06/16/20
6	Revision 6	12/29/20

HKS PROJECT NUMBER
21151.007

DATE
11/04/19

ISSUE
EXHIBIT F

SHEET TITLE
HOSPITAL EXTERIOR ELEVATIONS-PERSPECTIVES

SHEET NO.
SP1.05

CASE NUMBER: Z19-0021

© 2018 HKS, INC.

PLOT DATE: 12/28/2020 4:34:36 PM TEMPLATE VERSION:

SOUTH ELEVATION

APPROVED PD

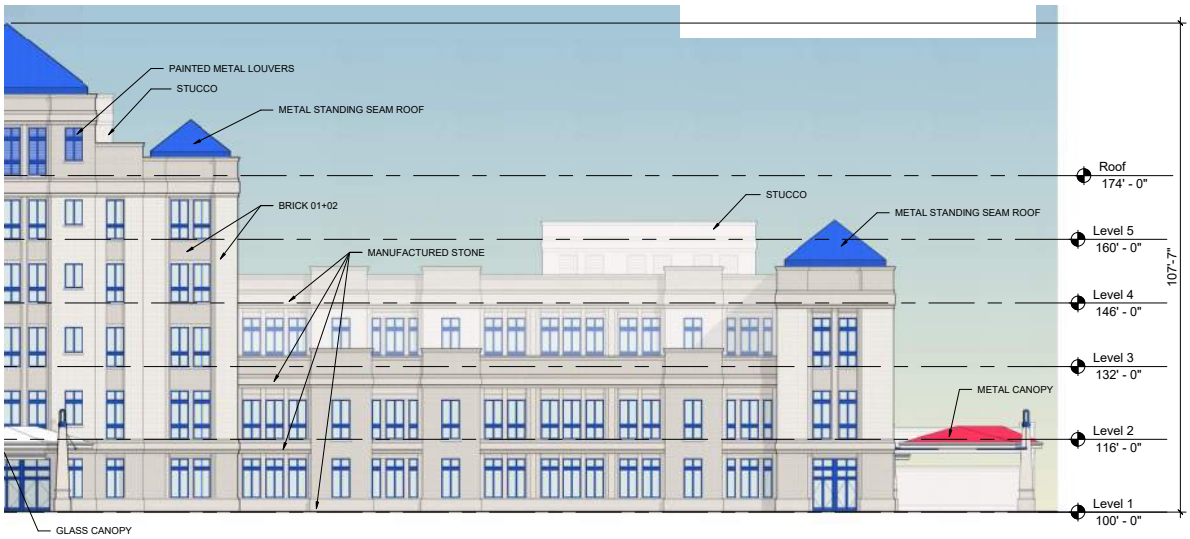

APPROVED FACADE ELEVATION WITH SITE PLAN

NEW ELEVATION

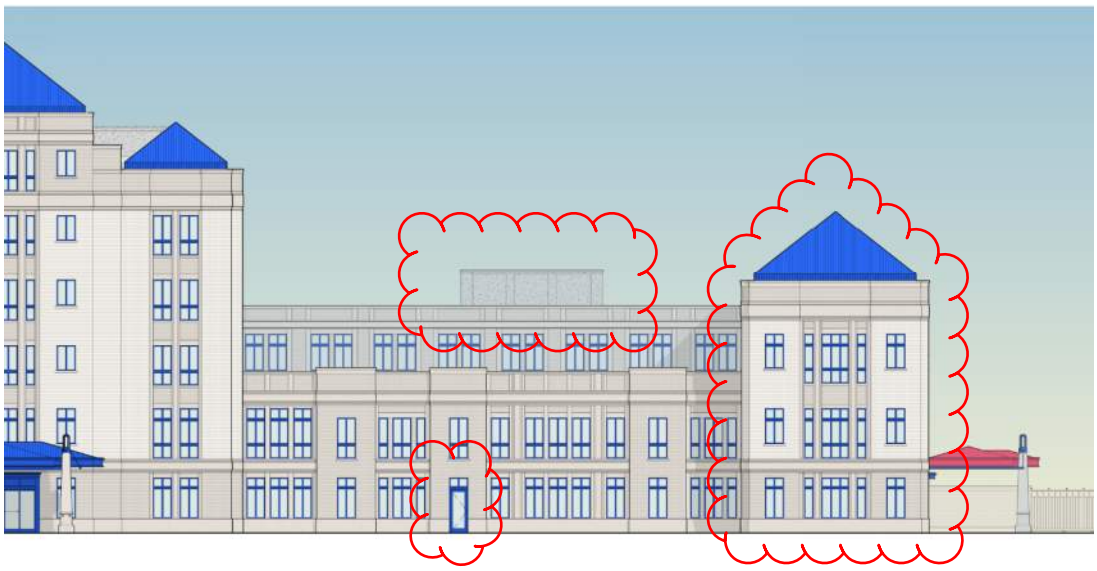

EAST ELEVATION

APPROVED PD

APPROVED FACADE ELEVATION WITH SITE PLAN



NEW ELEVATION

NORTH ELEVATION

APPROVED PD

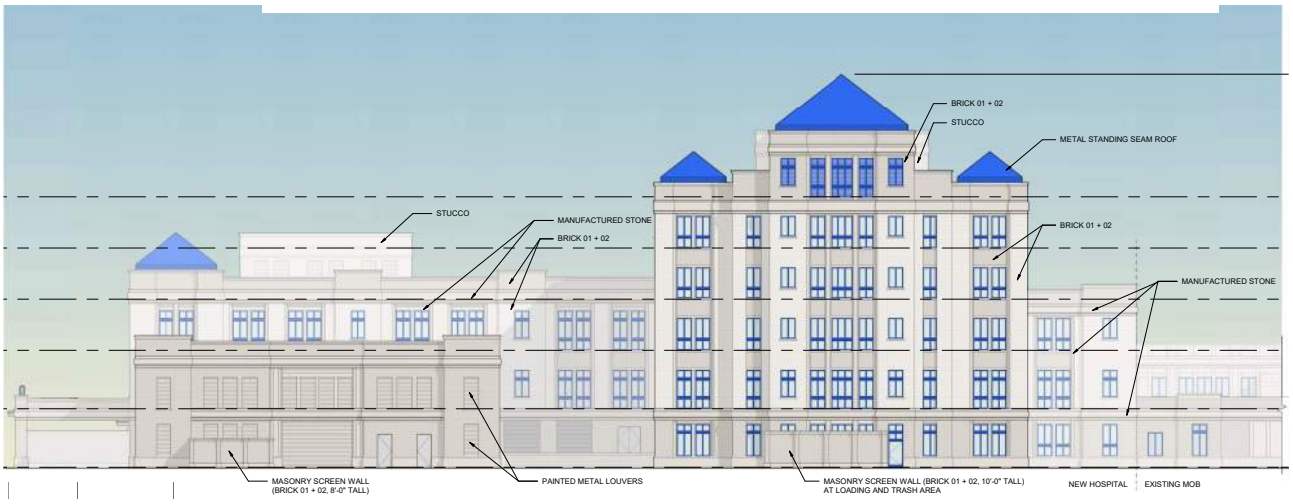

APPROVED FACADE ELEVATION WITH SITE PLAN

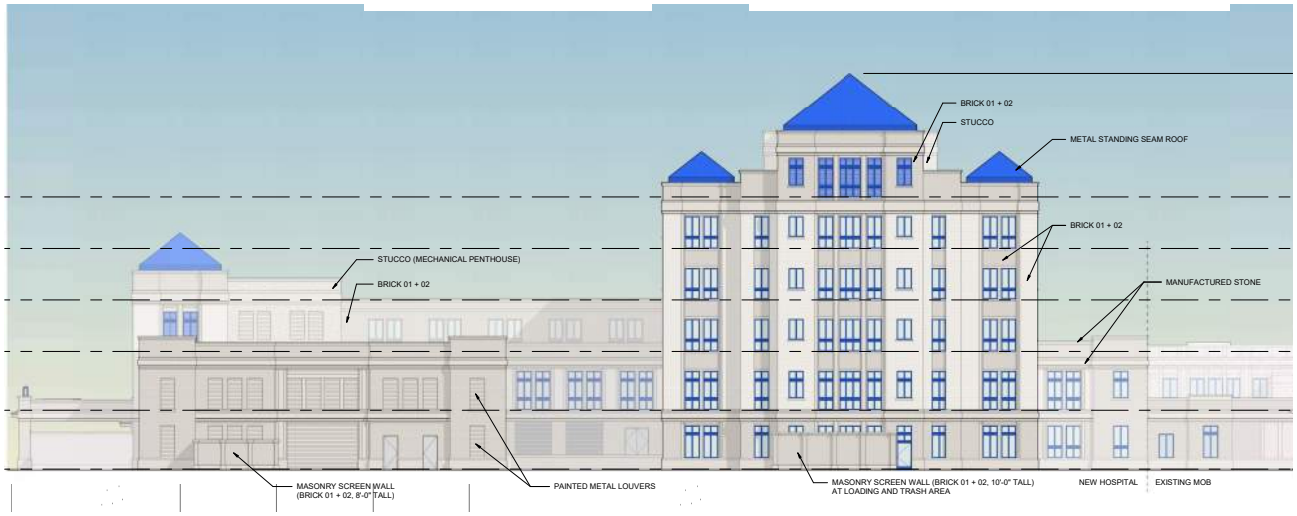

NEW ELEVATION

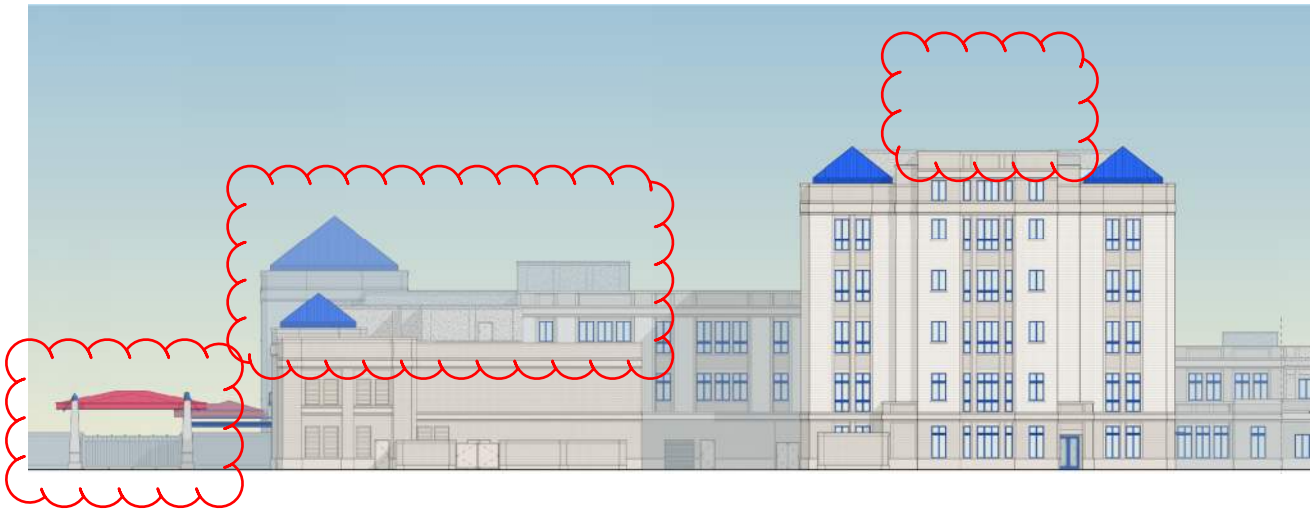

ISOMETRIC SOUTHEAST VIEW

APPROVED PD

NEW ELEVATION