



## **Rescheduled Regular Meeting of the Board of Directors**

City of Texarkana, Arkansas  
216 Walnut Street

**Agenda - Tuesday, September 03, 2024 - 6:00 PM**

Call to Order

Roll Call

Invocation given by Ward 2 Director Laney Harris

Pledge of Allegiance led by Texarkana Regional Airport Director Paul Mehrlich

### **CITIZEN COMMUNICATION**

*A limit of five (5) minutes per person is allotted for citizens to express their concerns to the Board of Directors, with a maximum of fifty (50) minutes reserved for Citizens Communication.*

*Please fill out a Citizen Communication Card with your name and contact information for the City Clerk's records.*

### **PRESENTATION(S)**

1. Presentation of the City of Texarkana, Arkansas Employee Service Awards. (ADMIN)
2. Presentation of the quarterly financial report and the Director's report for the Texarkana Regional Airport Budget. (AIRPORT) Executive Director of Aviation Paul Mehrlich

### **CONSENT**

3. Approval of the minutes of the regular meeting August 19, 2024. (CCD) City Clerk Heather Soyars

### **REGULAR**

4. Adopt a Resolution to amend Resolution No. 2024-61, the FY2025 Airport Budget to include the removal of the real estate position. (AIRPORT) Director Paul Mehrlich
5. Adopt a Resolution approving the Texarkana Water Utilities (TWU) FY2024-2025 Budget. (TWU) Executive Director Gary Smith and Finance Director Tricia Briggs

### **BOARD OF DIRECTORS' COMMENTARY**

### **CITY MANAGER REPORT**

**EXECUTIVE SESSION**

**NEXT MEETING DATE: Monday, September 16, 2024**

**ADJOURN**

**2024 City Calendar**

Gateway Farmers Market - Open Tuesdays, Thursdays & Saturdays 7AM - Noon

**Texarkana Rec Center Calendar**

Live to the Beat - 9AM-10AM - Monday through Friday

Ageless Grace - Mondays & Thursdays – 2PM - 3PM

The Fabric Shop - Thursdays - 8AM - 2PM

Quilters - Fridays - 9AM - 3PM

Gym Open - Daily - 3PM - 5PM

Dance Fitness - Tuesdays - 6PM & Saturdays - 11AM



# CITY OF TEXARKANA, AR

## BOARD OF DIRECTORS

---

**AGENDA TITLE:** Presentation of the City of Texarkana, Arkansas Employee Service Awards. (ADMIN)

**AGENDA DATE:** September 3, 2024

**ITEM TYPE:** Ordinance  Resolution  Other : Presentation

**DEPARTMENT:** City Clerk Department

**PREPARED BY:** Heather Soyars, City Clerk

---

**REQUEST:** Presentation of employee service awards.

**EMERGENCY CLAUSE:** N/A

---

**SUMMARY:** Employee Service Awards:

Hortense Shivers	TAPD Receptionist	25 Years
James Atkinson	TWU	5 Years
Tyanthony Jones	TWU	5 Years

---

**EXPENSE REQUIRED:** N/A

---

**AMOUNT BUDGETED:** N/A

---

**APPROPRIATION  
REQUIRED:** N/A

---

**RECOMMENDED  
ACTION:** N/A

---

**EXHIBITS:** None



# CITY OF TEXARKANA, AR

## BOARD OF DIRECTORS

---

**AGENDA TITLE:** Presentation of the quarterly financial report and the Director's report for the Texarkana Regional Airport Budget. (AIRPORT) Executive Director of Aviation Paul Mehrlich

**AGENDA DATE:** August 19, 2024

**ITEM TYPE:** Ordinance  Resolution  Other : Presentation

**DEPARTMENT:** Airport

**PREPARED BY:** Paul Mehrlich, Executive Director of Aviation

---

**REQUEST:** Presentation

**EMERGENCY CLAUSE:** N/A

---

**SUMMARY:** Presentation

---

**EXPENSE REQUIRED:** \$0.00

---

**AMOUNT BUDGETED:** \$0.00

---

**APPROPRIATION REQUIRED:** \$0.00

---

**RECOMMENDED ACTION:**

---

**EXHIBITS:** PowerPoint

# July Board Information

19<sup>th</sup> August 2024



TEXARKANA  
— REGIONAL AIRPORT —

Authority Chair  
**Adger Smith**

# Director's Report



## 2<sup>nd</sup> QTR Budget Totals

2023

- Revenues – \$1,412,889 86%
- Revenue less Subsidy - \$737,111 45%
- Expenditure - \$1,088,076 40%
- Revenue - Expenditure - \$351,879
- Total less Subsidy - **\$350,966**

## June 2024 Totals

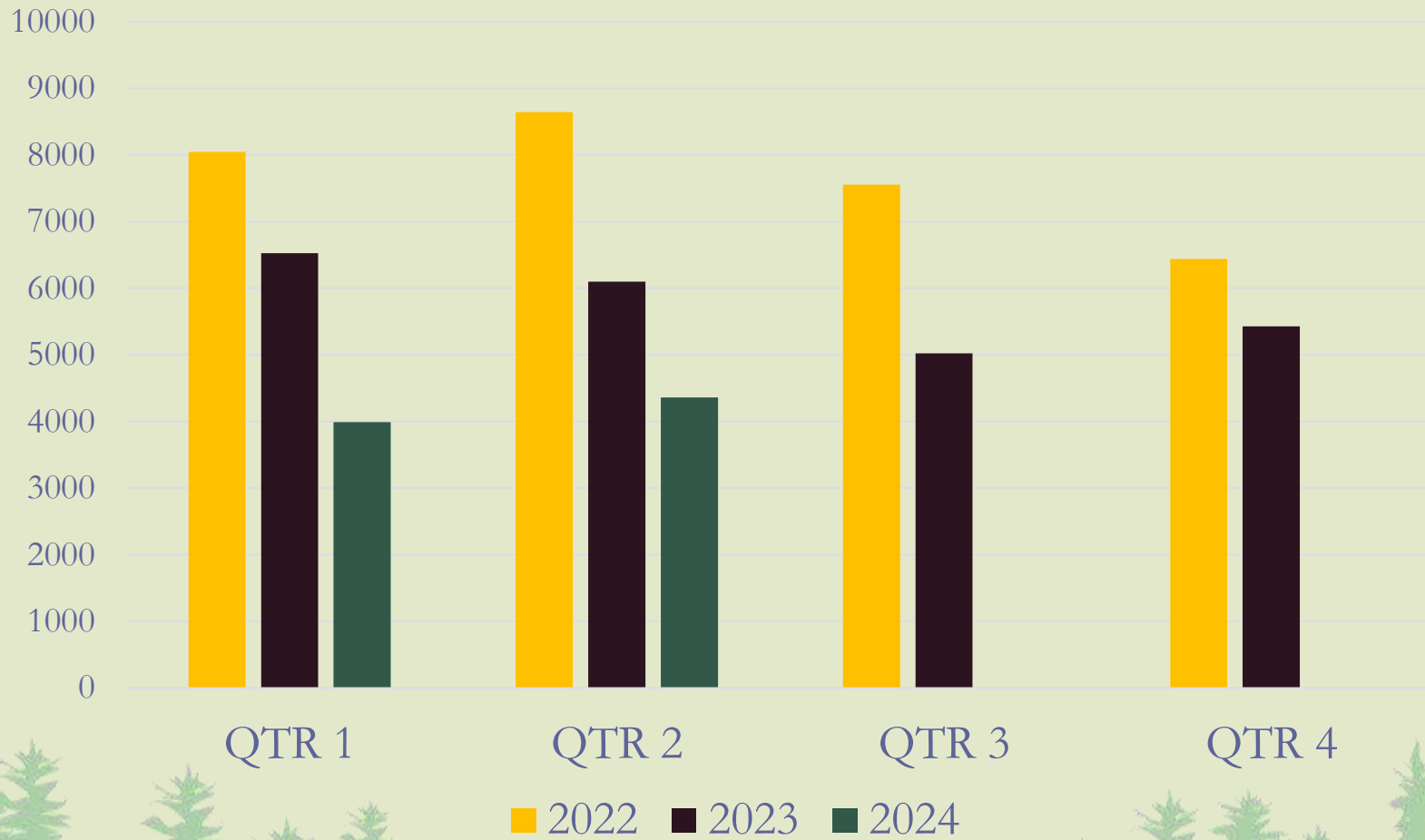
	<i>2023</i>
● Operations – 1,575	<b>-20%</b>
● Enplanements – 3,135	<b>-26%</b>
● Parking Rev - \$33,235	0%
● Rental Car Rev - \$25,109	0%
● Load Factor – 79%	7%
● Landing Fee Rev - \$6,781	<b>-16%</b>



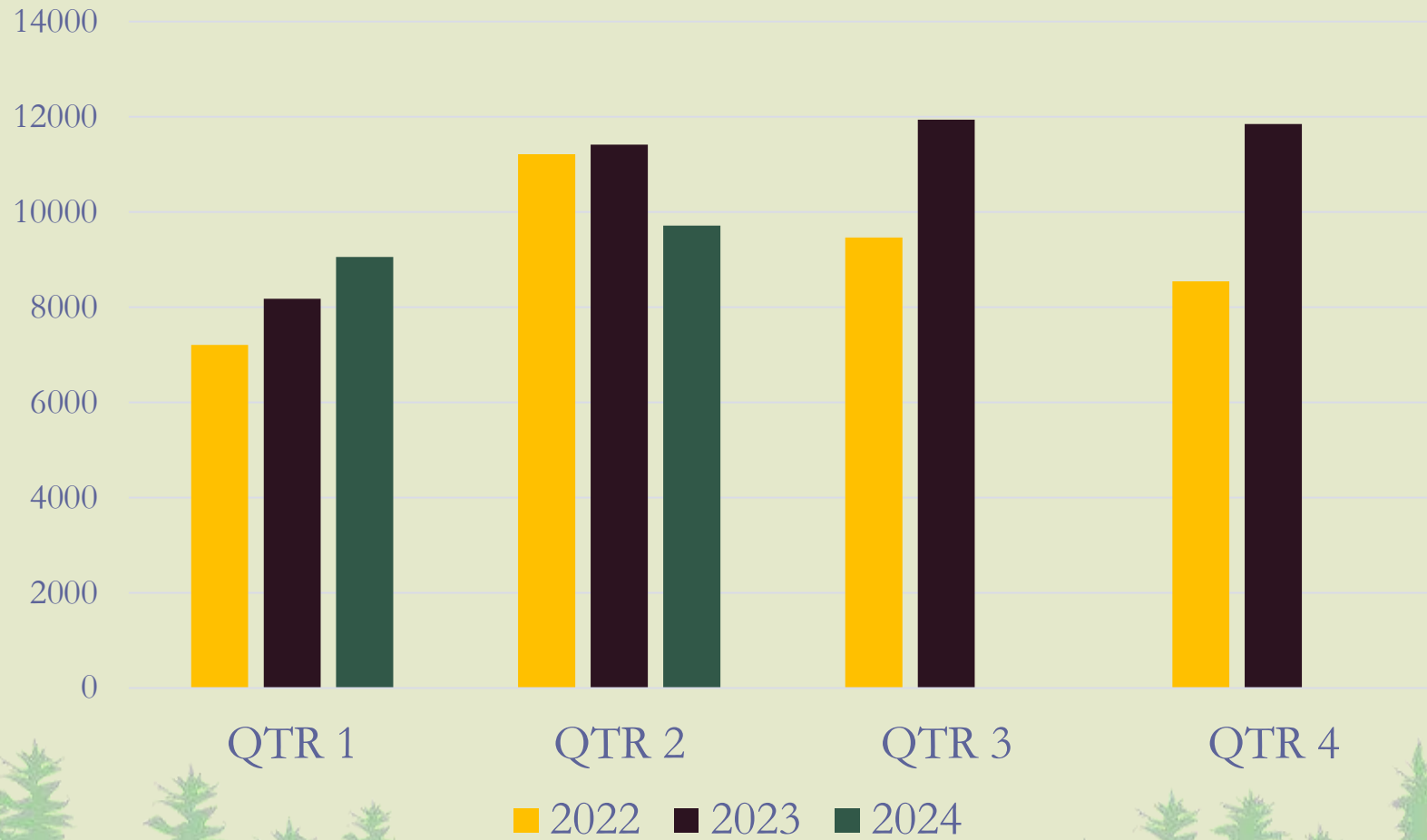
<b>2024</b>	January	February	March	April	May	June	<b>Totals</b>
<b>Avgas</b>	2095	3104	4027	3443	3284	4438	<b>20,391</b>
<b>Jet</b>	43,870	40,525	52,589	53,902	62,673	58,007	<b>311,566</b>
<b>TOTAL</b>	45,965	43,629	56,616	57,345	65,957	62,445	<b>331,957</b>



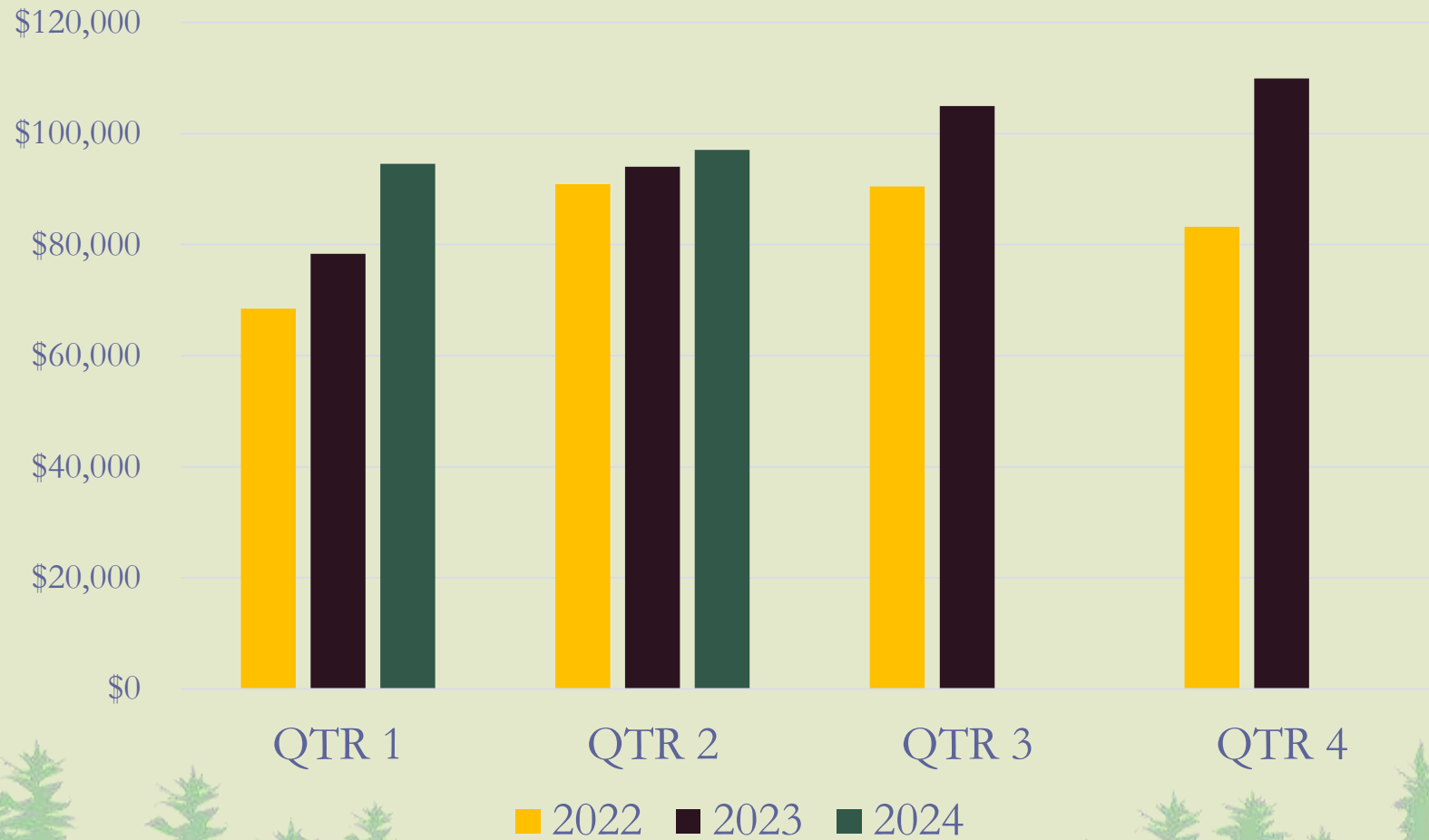
# Operations



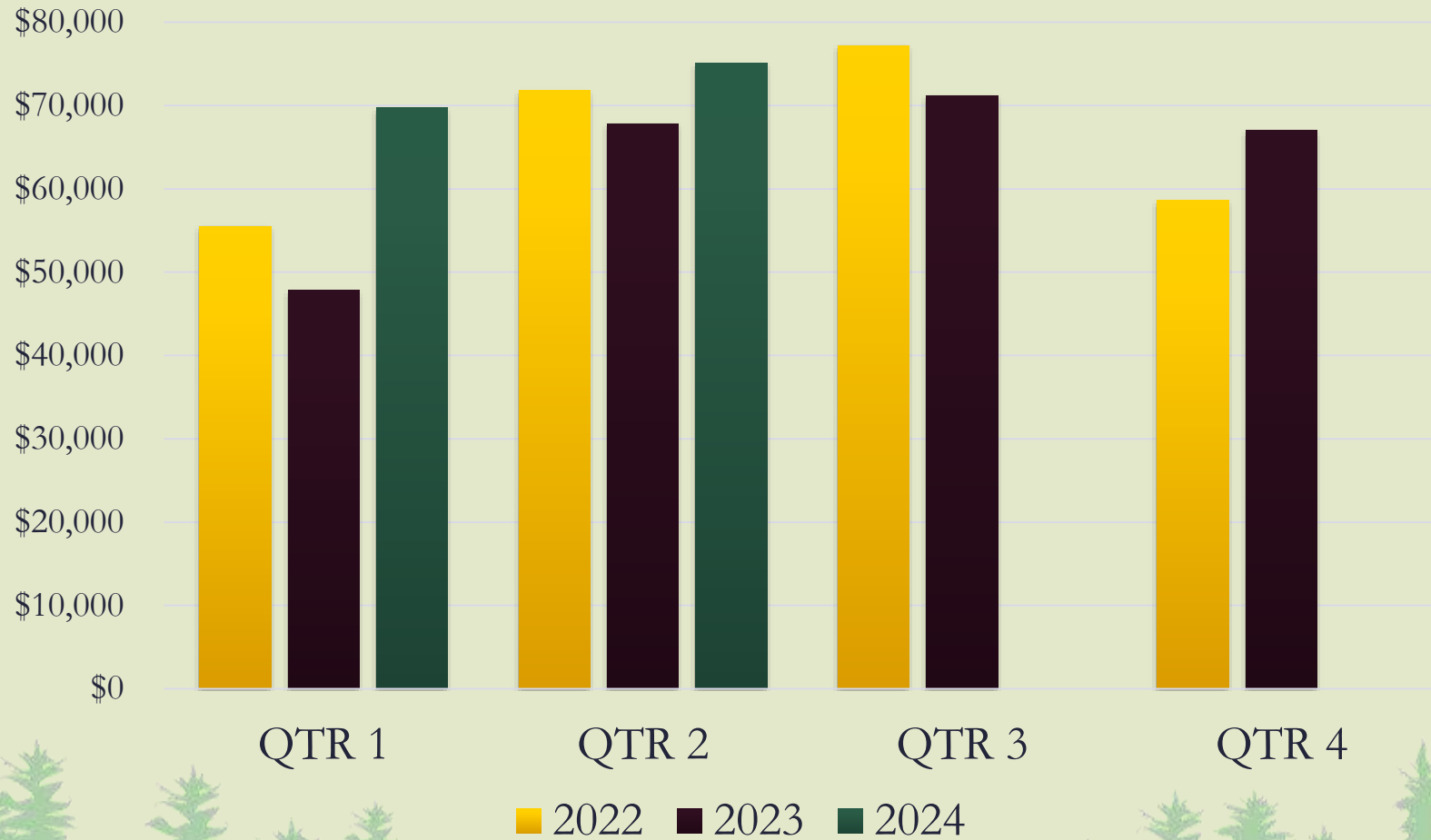
# Enplanements



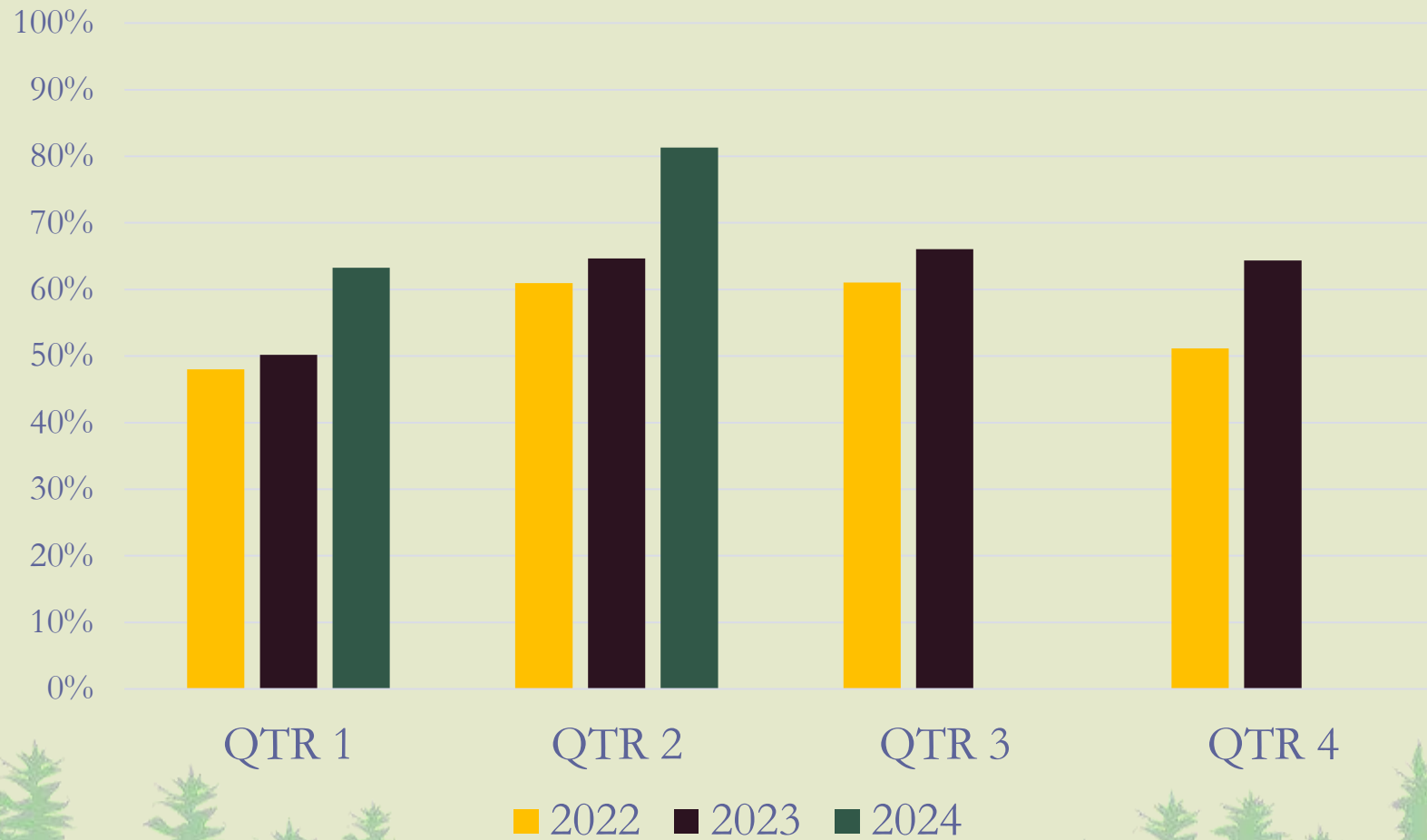
# Parking Revenue



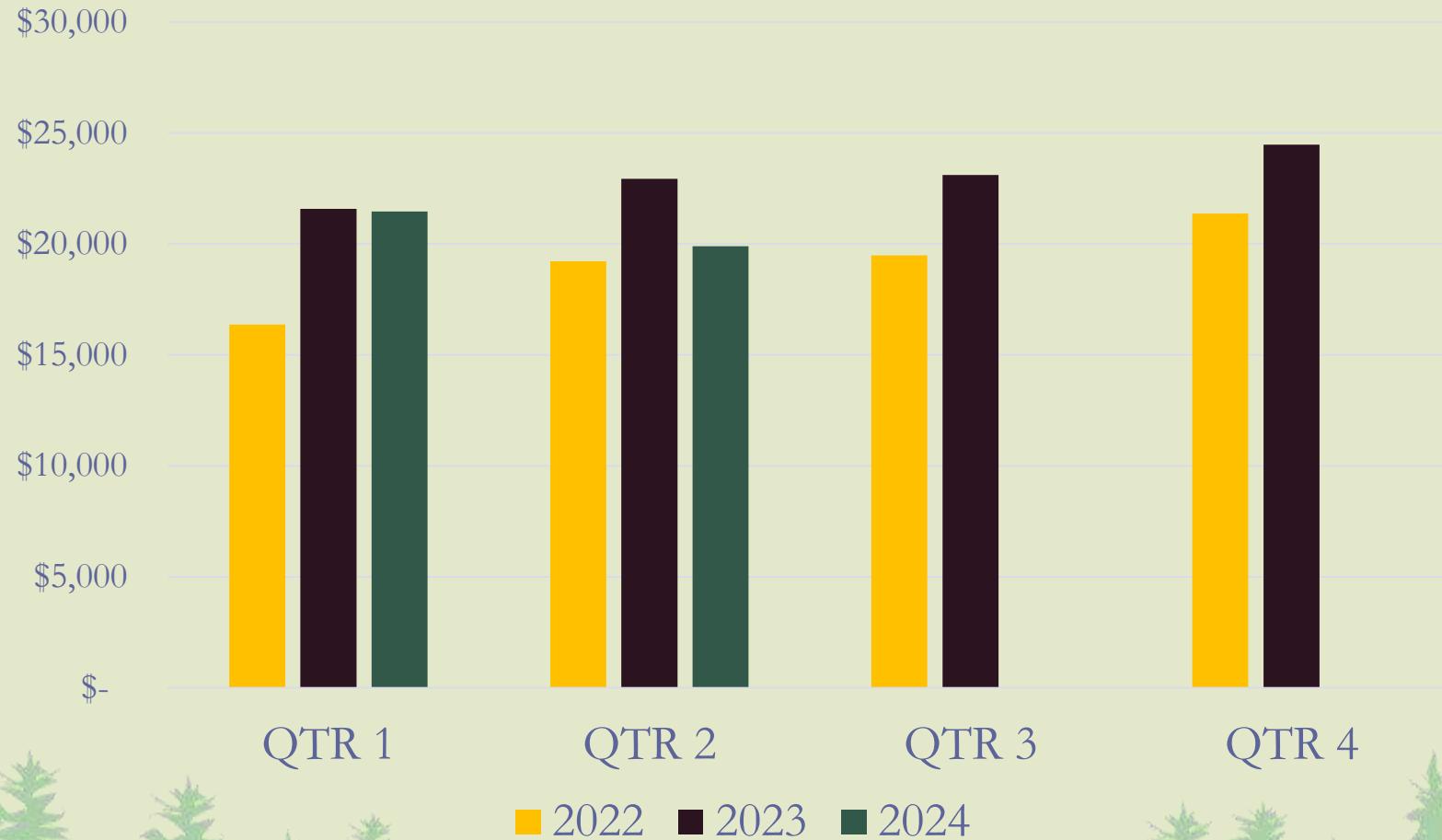
# Rental Car Revenue



# Load Factor



# Landing Fee Revenue



Next Board Meeting: **Aug 22<sup>nd</sup> 2024 @ 9am**

Jim E. Yates Terminal Board Meeting Room

2600 TXK Blvd #201, Texarkana AR



## UPDATES

**1. Terminal**

- a. **Terminal Phase 1 (Site work and Slab)** – Completed
- b. **Terminal Phase 2 (Building – Shell & Core)** – Working on closing out this AIP grant (Grant 49).
- c. **Terminal Phase 3 (Interior Completion)** – Working on closing out this AIP grant (Grant 56).
- d. **Terminal Phase 4 (Jet Bridges/Apron Paving/Landscaping)** – Landscaping and final punch items are the only things left. Working on closing out this AIP grant (Grants 58 & 60)

**2. Apron**

- a. **Phase I** - FAA closeout documents have been started along with an ADA grant application.
- b. **Phase II** - MCE has submitted an FAA grant application.
  - i. Work Order #16 – Phase II Construction \$252,611.87 to be paid out of the Phase II Grant, there will be no local match. - **Motion**

**3. Terminal Parking Lot**

- a. **Construction Phase I** - Complete
- b. **Construction Phase II** – Lacking landscaping and some signage.
  - i. We are working on options for the Solar Array, the best ROI is to utilize an MOU with AR Side. -**Motion**

**4. Terminal Access Road (Design Only)**

- a. MCE is working on FAA closeouts and ADA grant application.

**5. Terminal Access Road (Construction)**

- a. FAA grant 61 has been awarded for this project, Final Inspection will be scheduled after signage is installed.

**6. Taxiways and Apron Crack Seal**

- a. Construction is complete. Final inspection is scheduled for July 25th.

**7. Environmental CATEX Documentation**

- a. MCE submitted environmental documentation to the FAA in regard to the Runway 4-22 Strengthening (Overlay) and Taxiway Delta Widening projects and received FAA's determination letter.

**8. Runway 4 500' Extension**

- a. A coordination meeting with the FAA to start the move of the Localizer was held and design has begun. The survey has been completed and a geotechnical investigation is underway.
- b. FAA is requiring an obstruction survey be done for the new approach surfaces of the 500' extension. MCE will complete this survey under Work Order #17 - \$80,050 to be paid out of the extension grant. - **Motion**

**9. Real Estate**

- a. Harvest Ministries – Completed.
- b. Leases for Avis and Hertz have agreed to new terms in 5-year leases. -**Motion**

**10. Operations**

- a. Airshow MOU was approved by both cities.

**11. Engineering RFQ**

- a. The Engineering selection committee consisted of a representative from the board, both cities, and staff. Top rated company was Garver and 2<sup>nd</sup> was McClelland Engineering.
- b. Per the Advisory Circular 150/5100-14E the airport is allowed to select both companies if we establish up front the projects, they will be responsible for. I am recommending since we will have a very large, complicated project in the next few years we utilize both companies to allow us to keep up the pace. -**Motion**
  - i. Garver:
    - 1. Taxiway Widening Turns
    - 2. Taxilane
    - 3. Hangar
    - 4. Hangar Site Development (Dirt, Road, Utilities, Parking)
    - 5. Environmental Mitigation (Coordinate through Coffman Associates)
    - 6. Hangar Site Storm Water
    - 7. ARFF Truck Replacement
    - 8. On - Call Tasks not specifically called out for MCE in this list
  - ii. McClelland Engineering:
    - 1. Runway 4/22 Extension
    - 2. MALSF Runway 4
    - 3. Runway 4/22 Overlay
    - 4. Taxiway D Extension
    - 5. Terminal Apron Phase III
    - 6. Service Animal Relief Area

**12. Finances**

- a. The budget committee met on July 15<sup>th</sup> and July 22<sup>nd</sup>. Draft 2025 budget was submitted for their review and comment.
  - i. O&M Budget for 2025 - **Motion**
  - ii. Capital Budget for 2025 - **Motion**
- b. Revenue - \$1,298,653  
Expense - \$2,716,979  
Total - \$1,418,325  
Capital - \$667,222  
AR – \$934,533.79  
TX - \$1,151,013.61
- c. New Rates and Fees schedule is ready for approval – **Motion**
  - i. Fuel Flowage for 100LL was increased from \$.07 to \$.10
  - ii. Fuel Flowage for Jet A was increased from \$.07 to \$.20
  - iii. Parking rate of \$10 for long term was held from previous lot, and a new \$12 was established for short term.

**Jun-24**  
**Financial Notes**

In May our O&M INCOME was:	\$222,779.15
Our EXPENSES were:	\$162,731.97
With a <b>NET INCOME</b> of:	\$60,047.18
<b>Transfer to Capital Improvement Acct.</b>	\$0.00
	<b>\$60,047.18</b>
Year To Date our O&M INCOME was:	\$1,420,918.95
Our <b>EXPENSES</b> were:	\$1,483,327.65
Total	<b>(\$62,048.70)</b>
Grant Transfers to Capital Account	\$128,039.16
Transfers to Capital LOC	
With a <b>NET INCOME</b> of :	<b>(\$190,447.86)</b>
As of May 31, 2024	
<b>TOTAL O&amp;M CASH ON HAND</b> was:	\$906,598.06



# CITY OF TEXARKANA, AR

## BOARD OF DIRECTORS

---

<b>AGENDA TITLE:</b>	Approval of the minutes of the regular meeting August 19, 2024. (CCD) City Clerk Heather Soyars
<b>AGENDA DATE:</b>	September 3, 2024
<b>ITEM TYPE:</b>	Ordinance <input type="checkbox"/> Resolution <input type="checkbox"/> Other <input checked="" type="checkbox"/> : Minutes
<b>DEPARTMENT:</b>	City Clerk Department
<b>PREPARED BY:</b>	Heather Soyars, City Clerk
<b>REQUEST:</b>	Approval of meeting minutes.
<b>EMERGENCY CLAUSE:</b>	N/A
<b>SUMMARY:</b>	Approval of meeting minutes
<b>EXPENSE REQUIRED:</b>	N/A
<b>AMOUNT BUDGETED:</b>	N/A
<b>APPROPRIATION REQUIRED:</b>	N/A
<b>RECOMMENDED ACTION:</b>	The City Clerk recommends Board approval.
<b>EXHIBITS:</b>	Meeting minutes.



## **Regular Meeting of the Board of Directors**

City of Texarkana, Arkansas

216 Walnut Street

**Minutes - Monday, August 19, 2024 - 6:00 PM**

Mayor Allen Brown called the meeting to order at 6:00 PM.

PRESENT: Mayor Allen Brown, Ward 1 Director Terry Roberts, Ward 2 Director Laney Harris, Ward 3 Director Steven Hollibush, Ward 4 Director Ulysses Brewer, Ward 5 Director Danny Jewell, and Assistant Mayor Ward 6 Director Jeff Hart.

ALSO, PRESENT: City Attorney Josh Potter, City Clerk Heather Soyars, and Deputy City Clerk Jenny Narens.

ABSENT: Acting City Manager Tyler Richards.

Invocation given by Ward 1 Director Terry Roberts.

Pledge of Allegiance led by TWU Assistant Executive Director Kenny Icenhower.

### **CITIZEN COMMUNICATION**

No one came forward.

### **PRESENTATION(S)**

1. Proclamation declaring August 19, 2024, as Judy Priest Day.

### **CONSENT**

Assistant Mayor Hart made the motion to adopt the Consent agenda, Seconded by Director Hollibush. The motion carried and the following items were approved:

2. Approval of the minutes of the regular meeting August 5, 2024. (CCD) City Clerk Heather Soyars
3. Resolution No. 2024-63 authorized the purchase of a 2025 Ford Explorer Police Interceptor to replace a damaged vehicle. (TAPD) Interim Police Chief Ed Chattaway

### **REGULAR**

4. Resolution No. 2024-64 conditionally authorized the City of Texarkana, Arkansas, Public Facilities Board to proceed with the issuance of approximately \$24,000,000 of waterworks and sewer facilities revenue bonds. (TWU) Assistant Director Kenny Icenhower and Rose Law Firm Counsel Jim Fowler

After a brief discussion, the motion to adopt the resolution made by Assistant Mayor Hart, Seconded by Director Roberts.

Voting Yea: Mayor Brown, Director Roberts, Director Harris, Director Hollibush, Director Brewer, Director Jewell, and Assistant Mayor Hart.

The motion carried 7-0 and the Mayor declared the resolution adopted.

5. Resolution No. 2024-65 authorized the Acting City Manager to enter into a contract with Johnson Controls, Inc., to install an Advanced Metering Infrastructure System with a Leak Detection Monitoring System in combination with Satellite Based Leak Detection. (TWU) Assistant Executive Director Kenny Icenhower

After a brief discussion, the motion to adopt the made by Assistant Mayor Hart, Seconded by Director Brewer.

Voting Yea: Mayor Brown, Director Roberts, Director Harris, Director Hollibush, Director Brewer, Director Jewell, and Assistant Mayor Hart.

The motion carried 7-0 and the Mayor declared the resolution adopted.

6. Resolution No. 2024-66 authorized the Acting City Manager to enter into a lease agreement with the Texarkana Regional Airport to apply for a loan from the Arkansas Energy Office for solar covered parking. [TABLED August 5, 2024] (AIRPORT) Director Paul Mehrlich

After a brief discussion, the motion to adopt the made by Director Hollibush, Seconded by Director Roberts.

Voting Yea: Mayor Brown, Director Roberts, Director Hollibush, Director Brewer, Director Jewell, and Assistant Mayor Hart.

Voting Nay: Director Harris

The motion carried 6-1 and the Mayor declared the resolution adopted.

## **BOARD OF DIRECTORS' COMMENTARY**

Director Harris said the Texarkana Metropolitan Planning Organization had been working on a connect to 2050 plan and the citizens would be able to give their input.

Director Roberts wanted to say thank you to Roger Douglas and Traice Lee for a job well done since Tyler Richards became Acting City Manager.

**NEXT MEETING DATE: Tuesday, September 3, 2024**

## **EXECUTIVE SESSION**

The Mayor requested an Executive Session to discuss city manager applicants. The Board entered into Executive Session at 6:51 PM.

The Mayor reconvened the meeting at 7:05 PM and no action was taken.

**ADJOURN**

Motion to adjourn made by Assistant Mayor Hart, Seconded by Director Hollibush.

Voting Yea: Mayor Brown, Director Roberts, Director Harris, Director Hollibush, Director Brewer, Director Jewell, and Assistant Mayor Hart.

The motion carried 7-0 and the meeting adjourned at 7:06 PM.

**APPROVED** this the 3<sup>rd</sup> day of September 2024.

---

Allen L. Brown, Mayor

---

Heather Soyars, City Clerk





# CITY OF TEXARKANA, AR

## BOARD OF DIRECTORS

---

**AGENDA TITLE:** Adopt a Resolution to amend Resolution No. 2024-61, the FY2025 Airport Budget to include the removal of the real estate position. (AIRPORT) Director Paul Mehrlich

**AGENDA DATE:** September 3, 2024

**ITEM TYPE:** Ordinance  Resolution  Other : \_\_\_\_\_

**DEPARTMENT:** Airport

**PREPARED BY:** Paul Mehrlich, Airport Director

---

**REQUEST:** To amend the FY2025 Airport Budget to include the removal of the real estate position.

**EMERGENCY CLAUSE:** N/A

---

**SUMMARY:** To amend the FY2025 Airport Budget to include the removal of the real estate position.

---

**EXPENSE REQUIRED:**

---

**AMOUNT BUDGETED:**

---

**APPROPRIATION  
REQUIRED:**

---

**RECOMMENDED  
ACTION:**

---

**EXHIBITS:** Resolution and the amended FY2025 Airport Budget

**RESOLUTION NO. \_\_\_\_\_**

**WHEREAS**, Resolution No. 2024-61, approved the FY2025 Airport Budget; and

**WHEREAS**, since the resolution's passing, the Airport wishes to modify the budget by removing the real estate position and it is necessary to amend Resolution No. 2024-61, to include the amended FY2025 Airport Budget;

**NOW, THEREFORE, BE IT RESOLVED**, by the City of Texarkana, Arkansas, that Resolution No. 2024-61, is amended to include the FY2025 Airport Budget without the real estate position and the same is hereby approved as amended.

**PASSED AND APPROVED** this 3<sup>rd</sup> day of September, 2024.

\_\_\_\_\_  
Allen L. Brown

**ATTESTED:**

\_\_\_\_\_  
Heather Soyars, City Clerk

**APPROVED:**

\_\_\_\_\_  
Joshua L. Potter, City Attorney

	2023 Budget	2023 Actual	2024 Budget	2024 Actual	2024 EoY Est	2025 Budget
<b>Income</b>						
40000 - Revenues			\$ 271,296	\$ -	\$ -	
40001 - Small Building Revenue	\$ 42,825	\$ 42,478	\$ 43,815	\$ 18,581	\$ 37,163	\$ -
40002 - FBO Revenue	\$ 116,150	\$ 105,431	\$ 105,432	\$ 52,716	\$ 105,431	\$ 106,486
40003 - Ground Revenue/Aircraft Sto Fee	\$ 48,400	\$ 36,733	\$ 26,000	\$ 15,706	\$ 15,706	\$ 26,000
40004 - Hangar Revenue	\$ 163,200	\$ 170,978	\$ 163,992	\$ 85,120	\$ 170,240	\$ 171,000
40005 - House Revenue	\$ 57,600	\$ 61,600	\$ 57,600	\$ 25,200	\$ 50,400	\$ -
40006 - Fuel Flowage Revenue	\$ 51,000	\$ 55,532	\$ 58,584	\$ 26,565	\$ 53,130	\$ 122,000
40007 - Interest/Late Charge Revenue	\$ -	\$ -	\$ -	\$ -	\$ -	\$ -
40008 - Landing Fees Revenue	\$ 71,600	\$ 83,784	\$ 75,000	\$ 34,612	\$ 69,225	\$ 80,000
40009 - Misc. Revenue - Other	\$ 5,000	\$ 859,044	\$ 5,000	\$ 40,437	\$ 40,437	\$ 5,000
40010 - Parking Revenue	\$ 334,584	\$ 351,062	\$ 330,000	\$ 189,731	\$ 379,462	\$ 360,000
40011 - Airline Office Revenue	\$ 35,370	\$ 35,370	\$ 35,370	\$ 17,685	\$ 35,370	\$ 37,104
40012 - Rental Car Revenue	\$ 300,635	\$ 281,950	\$ 280,000	\$ 143,438	\$ 286,876	\$ 280,000
40013 - TSA Building Rents - Other	\$ 50,000	\$ 52,231	\$ 51,662	\$ 27,093	\$ 54,186	\$ 52,231
40015 - Fuel Tax Income	\$ 32,000	\$ 73,243	\$ 60,000	\$ 21,093	\$ 42,186	\$ 72,000
40016 - Cities Subsidy	\$ -	\$ 773,390	\$ -	\$ 675,779	\$ 1,351,557	\$ -
40017 - Advertising Revenue	\$ 6,500	\$ 9,560	\$ 5,000	\$ 8,183	\$ 16,366	\$ 112,000
40018 - Mooring Fee	\$ -	\$ -	\$ -	\$ -	\$ -	\$ -
40019 - LEO Grant Reimbursement	\$ -	\$ 36,480	\$ 43,560	\$ 14,560	\$ 14,560	\$ -
40020 - Miller County Tax Passthru	\$ 26,000	\$ 30,504	\$ 26,000	\$ 33,002	\$ 33,002	\$ 30,000
40021 - Freight Loading Charges	\$ -	\$ -	\$ -	\$ -	\$ -	\$ -
40022 - Building Utilities	\$ 4,000	\$ 11,504	\$ 4,000	\$ 10,327	\$ 20,654	\$ 11,000
40023 - Terminal Vending	\$ -	\$ 383	\$ -	\$ 127	\$ 254	\$ 300
40024 - Lease Revenue	\$ -	\$ 159,472	\$ -	\$ -	\$ -	\$ -
<b>Total 40000 - Revenues</b>	<b>\$ 1,344,864</b>	<b>\$ 3,230,730</b>	<b>\$ 1,642,311</b>	<b>\$ 737,111</b>	<b>\$ 2,776,206</b>	<b>\$ 1,465,121</b>
<b>Expense</b>						
50000 - Administration Expense						
50001 - Advertising & Promotion	\$ 100,000	\$ 100,299	\$ 80,000	\$ 63,904	\$ 127,808	\$ 60,000
50002 - Drug Testing	\$ 400	\$ 529	\$ 400	\$ 706	\$ 1,411	\$ 400
50003 - Dues & Subscriptions	\$ 7,500	\$ 5,811	\$ 7,500	\$ 3,265	\$ 6,530	\$ 7,500
50004 - Employee Training-Other	\$ 2,000	\$ 3,150	\$ 2,000	\$ -	\$ -	\$ 2,000
50005 - Interest Expense/Debt Service	\$ 60,000	\$ 21,592	\$ 230,000	\$ 26,211	\$ 52,421	\$ -
50006 - Legal & Accounting Expense	\$ 30,000	\$ 35,517	\$ 30,000	\$ 5,200	\$ 10,400	\$ 35,000
50008 - Mileage	\$ 1,000	\$ 667	\$ 1,000	\$ 519	\$ 1,037	\$ 1,000
50009 - Office Support	\$ 7,000	\$ 10,147	\$ 14,000	\$ 20,362	\$ 40,724	\$ 14,000
50010 - Miscellaneous	\$ 8,000	\$ 8,231	\$ 8,000	\$ 1,764	\$ 3,529	\$ 8,000
50011 - Parking Expense	\$ 5,000	\$ 1,899	\$ 5,000	\$ 316	\$ 632	\$ 5,000
50012 - Service Charges	\$ 10,000	\$ 16,887	\$ 10,000	\$ 9,663	\$ 19,326	\$ 17,000

50013 - Travel & Training Seminars	\$ 11,000	\$ 17,935	\$ 11,000	\$ 12,495	\$ 24,990	\$ 18,000
50014 - Consulting Fees	\$ 4,000	\$ -	\$ 4,000	\$ 2,000	\$ 4,000	\$ 4,000
50015 - FAA/TSA Mandated Expenses	\$ 1,000	\$ -	\$ 1,000	\$ -	\$ -	\$ 1,000
50022 - Depredation	\$ 500	\$ 750	\$ 500	\$ 475	\$ 950	\$ 750
50023 - Terminal Vending	\$ 1,000	\$ 113	\$ 1,000	\$ -	\$ -	\$ 1,000
50024 - EOC Admin. & Training Cost	\$ 25,121	\$ 25,121	\$ 25,121	\$ 12,562	\$ 25,123	\$ -
<b>Total 50000 - Administration Expense</b>	<b>\$ 273,521</b>	<b>\$ 248,649</b>	<b>\$ 430,521</b>	<b>\$ 159,441</b>	<b>\$ 318,882</b>	<b>\$ 174,650</b>
50100 - Liability Insurance Expense						
50102 - Airport Liability Ins. Other	\$ 8,400	\$ 9,470	\$ 10,000	\$ 9,470	\$ 9,470	\$ 10,000
50103 - Property/Auto Ins	\$ 51,922	\$ 60,261	\$ 62,000	\$ 67,482	\$ 67,482	\$ 118,000
<b>Total 50100 - Liability Insurance Expense</b>	<b>\$ 60,322</b>	<b>\$ 69,731</b>	<b>\$ 72,000</b>	<b>\$ 76,952</b>	<b>\$ 76,952</b>	<b>\$ 128,000</b>
50200 - Build. & Grounds Maint. Expense						
50202 - Airside Components	\$ 10,000	\$ 15,938	\$ 126,000	\$ 26,413	\$ 52,826	\$ 120,000
50203 - Buildings	\$ 30,000	\$ 43,459	\$ 35,000	\$ 17,725	\$ 35,450	\$ 35,000
50204 - Airfield Lighting	\$ 10,000	\$ 3,970	\$ 10,000	\$ 1,985	\$ 3,970	\$ 10,000
50205 - Gates / Fences	\$ 45,000	\$ 22,639	\$ 200,000	\$ 6,226	\$ 12,452	\$ 180,000
50206 - Houses	\$ 10,000	\$ 1,167	\$ 10,000	\$ -	\$ -	\$ -
50207 - Misc.	\$ 1,000	\$ 549	\$ 5,000	\$ 578	\$ 1,157	\$ 5,000
50208 - T-Hangars	\$ 51,400	\$ 30,560	\$ 48,000	\$ 19,452	\$ 38,903	\$ 48,000
50209 - Tools	\$ 19,500	\$ 8,291	\$ 25,000	\$ 1,019	\$ 2,037	\$ 25,000
50210 - Tractors, Mules, Forklift etc.	\$ 12,000	\$ 19,699	\$ 12,000	\$ 11,934	\$ 23,869	\$ 12,000
50211 - Vehicles & Trailers	\$ 4,000	\$ 8,370	\$ 4,000	\$ 1,290	\$ 2,579	\$ 4,000
50212 - Environmental	\$ 500	\$ -	\$ 500	\$ 499	\$ 997	\$ 500
50213 - Snow & Ice Removal/ Flood Damage	\$ 2,000	\$ -	\$ 2,000	\$ -	\$ -	\$ 2,000
50214 - FAA/TSA Mandated Expenses	\$ 4,000	\$ 446	\$ 9,700	\$ 5,170	\$ 10,339	\$ 9,700
50215 - ADA Grant Matches						
<b>Total 50200 - Build. &amp; Grounds Maint. Expense</b>	<b>\$ 199,400</b>	<b>\$ 155,088</b>	<b>\$ 487,200</b>	<b>\$ 92,290</b>	<b>\$ 184,580</b>	<b>\$ 451,200</b>
50300 - Landside Consumables Expense						
50301 - Fuel	\$ 8,000	\$ 7,879	\$ 8,000	\$ 2,709	\$ 5,418	\$ 8,000
50302 - Janitorial Supplies	\$ 5,000	\$ 6,279	\$ 5,500	\$ 2,847	\$ 5,695	\$ 5,500
50303 - Landscaping	\$ 1,000	\$ 1,000	\$ 9,000	\$ 350	\$ 700	\$ 9,000
50304 - Maint. Shop Supplies	\$ 2,000	\$ 2,147	\$ 2,000	\$ 302	\$ 604	\$ 2,000
50305 - Rental Expense	\$ 1,000	\$ -	\$ 1,000	\$ -	\$ -	\$ 1,000
50306 - Uniforms	\$ 1,200	\$ 1,649	\$ 1,200	\$ 402	\$ 805	\$ 1,200
<b>Total 50300 - Landside Consumables Expense</b>	<b>\$ 18,200</b>	<b>\$ 18,954</b>	<b>\$ 26,700</b>	<b>\$ 6,611</b>	<b>\$ 13,221</b>	<b>\$ 26,700</b>
50400 - Payroll Expenses						
50401 - AR Unemployment Tax (ALL)	\$ 4,000	\$ 384	\$ 4,000	\$ 281	\$ 563	\$ 4,000

50402 - Admin. Group Insurance	\$ 50,000	\$ 49,733	\$ 50,000	\$ 17,468	\$ 34,937	\$ 50,000
50403 - Payroll Taxes (ALL)	\$ 60,317	\$ 64,873	\$ 62,730	\$ 32,891	\$ 65,781	\$ 62,730
50404 - Retirement		\$ 69,532	\$ -	\$ 26,002	\$ 52,005	
50405 - Admin. Payroll	\$ 475,615	\$ 443,825	\$ 582,883	\$ 251,858	\$ 503,716	\$ 528,699
50406 - Admin. Workers Comp.	\$ 5,000	\$ 1,721	\$ 5,000	\$ 2,248	\$ 4,496	\$ 5,000
50408 - Vacation & Sick Leave	\$ -	\$ 36,653	\$ 30,000	\$ 12,526	\$ 25,053	\$ 30,000
50409 - Other (ALL)	\$ 300	\$ -	\$ 300		\$ -	\$ 300
50411 - Accrued Payroll	\$ 8,500	\$ -	\$ 8,500		\$ -	\$ 8,500
50413 - Admin. Longevity	\$ 10,560	\$ 10,560	\$ 12,000		\$ -	\$ 11,050
50415 - ADA Employee Agreement	\$ -	\$ -	\$ -		\$ -	\$ -
50416 - APERS (All)	\$ 103,129	\$ -	\$ 126,683	\$ 8,932	\$ 17,865	\$ 126,683
50400 - Admin Payroll Expenses Other	\$ 100	\$ -	\$ 100	\$ 413	\$ 413	\$ 413
<b>Total 50400 - Payroll Expenses</b>	<b>\$ 717,521</b>	<b>\$ 677,282</b>	<b>\$ 882,196</b>	<b>\$ 352,620</b>	<b>\$ 704,827</b>	<b>\$ 827,375</b>
<b>50500 - Permits &amp; Taxes</b>						
50501 - Miller County Taxes	\$ 40,000	\$ 43,552	\$ 40,000	\$ 46,648	\$ 46,648	\$ 44,000
50502 - Sales Tax	\$ 27,500	\$ 35,333	\$ 27,500	\$ 15,728	\$ 15,728	\$ 36,000
50503 - Permits & Taxes -Other	\$ 725	\$ 700	\$ 725		\$ -	\$ 725
<b>Total 50500 - Permits &amp; Taxes</b>	<b>\$ 68,225</b>	<b>\$ 79,585</b>	<b>\$ 68,225</b>	<b>\$ 62,376</b>	<b>\$ 62,376</b>	<b>\$ 80,725</b>
<b>50600 - Utilities</b>						
50602 - Communications	\$ 34,000	\$ 30,914	\$ 34,000	\$ 10,013	\$ 20,026	\$ 20,000
50603 - Electricity	\$ 75,000	\$ 102,442	\$ 100,000	\$ 36,990	\$ 73,980	\$ 20,000
50604 - Gas	\$ 3,500	\$ 5,303	\$ 13,000	\$ 2,616	\$ 5,232	\$ 1,000
50605 - Water	\$ 16,000	\$ 19,928	\$ 20,000	\$ 11,747	\$ 23,493	\$ 5,000
<b>Total 50600 - Utilities</b>	<b>\$ 128,500</b>	<b>\$ 158,588</b>	<b>\$ 167,000</b>	<b>\$ 61,366</b>	<b>\$ 122,731</b>	<b>\$ 46,000</b>
<b>50700 - ARFF Expenses</b>						
50702 - ARFF Office Support	\$ 300	\$ 140	\$ 300	\$ 1,225	\$ 2,449	\$ 3,000
50703 - ARFF Communications	\$ 1,800	\$ 1,111	\$ 1,800	\$ 550	\$ 1,101	\$ 1,500
50704 - ARFF Fuel	\$ 2,500	\$ 6,236	\$ 2,500		\$ -	\$ 6,000
50705 - ARFF Group Insurance	\$ 42,000	\$ 38,309	\$ 42,000	\$ 19,129	\$ 38,257	\$ 42,000
50706 - ARFF Mileage	\$ 1,000	\$ 876	\$ 1,000	\$ 806	\$ 1,613	\$ 1,000
50707 - ARFF Payroll	\$ 197,553	\$ 246,460	\$ 203,500	\$ 131,545	\$ 263,090	\$ 203,500
50708 - ARFF Retirement	\$ -	\$ 38,802	\$ -	\$ 15,410	\$ 30,819	
50709 - ARFF Supplies	\$ 3,400	\$ 2,238	\$ 3,400	\$ 3,467	\$ 6,934	\$ 3,000
50710 - ARFF Tools & Equipment	\$ 1,000	\$ 1,240	\$ 1,000	\$ 385	\$ 770	\$ 10,000
50711 - ARFF Training	\$ 1,600	\$ 1,887	\$ 1,600	\$ 5,175	\$ 10,350	\$ 1,600
50712 - ARFF Truck Repair	\$ 6,000	\$ 18,862	\$ 6,000	\$ 4,442	\$ 8,884	\$ 15,000
50713 - ARFF Uniforms	\$ 1,500	\$ 2,251	\$ 1,500	\$ 400	\$ 800	\$ 2,000
50714 - ARFF Utilities	\$ 15,000	\$ 20,446	\$ 15,000	\$ 8,497	\$ 16,995	\$ 15,000

50715 - ARFF Workers Comp.	\$ 5,000	\$ 4,160	\$ 5,000	\$ 4,765	\$ 9,530	\$ 5,000
50716 - Public Safety Building	\$ 8,000	\$ 59,090	\$ 8,000	\$ 11,081	\$ 22,163	\$ 10,000
50717 - ARFF Misc.	\$ 800	\$ 32	\$ 800	\$ 1,504	\$ 3,008	\$ 800
50718 - ARFF Longevity	\$ 10,560	\$ 10,560	\$ 11,200		\$ -	\$ 11,900
<b>Total 50700 - ARFF Expenses</b>	<b>\$ 298,013</b>	<b>\$ 452,699</b>	<b>\$ 304,600</b>	<b>\$ 208,381</b>	<b>\$ 416,763</b>	<b>\$ 331,300</b>
<b>50700 - LEO Expenses</b>						
50730 - LEO Payroll	\$ 115,284	\$ 121,949	\$ 135,000	\$ 55,922	\$ 111,844	\$ 135,000
50731 - LEO Office Support	\$ 400	\$ -	\$ 400	\$ 3,005	\$ 6,011	\$ 400
50732 - LEO Communications	\$ 600	\$ 597	\$ 600	\$ 601	\$ 1,202	\$ 600
50733 - LEO Misc.	\$ 50	\$ -	\$ 50	\$ 41	\$ 41	\$ 50
50734 - LEO Workers Comp.	\$ 1,500	\$ 1,088	\$ 1,500	\$ 1,834	\$ 3,668	\$ 1,500
50735 - LEO Training & Equipment	\$ -	\$ -	\$ -	\$ 5,569	\$ 11,137	\$ 5,569
50736 - LEO Longevity	\$ 5,280	\$ 5,440	\$ 6,080		\$ -	\$ 6,800
<b>Total 50700 - LEO Expenses</b>	<b>\$ 123,114</b>	<b>\$ 129,074</b>	<b>\$ 143,630</b>	<b>\$ 66,972</b>	<b>\$ 133,904</b>	<b>\$ 149,919</b>
<b>50800 - Terminal Expenses</b>						
50801 - Terminal Communications			\$ 12,000	\$ 1,068	\$ 2,137	\$ 24,000
50802 - Terminal Electricity			\$ 70,000		\$ -	\$ 140,000
50803 - Terminal Gas			\$ 16,000		\$ -	\$ 32,000
50804 - Terminal Water			\$ 10,000		\$ -	\$ 20,000
50802 - Building Maint.			\$ 15,000		\$ -	\$ 30,000
50803 - Janitorial			\$ 10,000		\$ -	\$ 20,000
50804 - Terminal Landscaping			\$ 7,500		\$ -	\$ 80,000
50804 - Terminal Décor			\$ -		\$ -	\$ 10,000
<b>Total 50800 - Terminal Expenses</b>	<b>\$ -</b>	<b>\$ -</b>	<b>\$ 140,500</b>	<b>\$ 1,068</b>	<b>\$ 2,137</b>	<b>\$ 356,000</b>
Grant Passthrough		\$ 660,722				
<b>Total Expense</b>	<b>\$ 1,886,816</b>	<b>\$ 2,650,371</b>	<b>\$ 2,722,572</b>	<b>\$ 1,088,076</b>	<b>\$ 2,036,372</b>	<b>\$ 2,571,869</b>
Revenues - Expenditures	<b>\$ (541,952)</b>	<b>\$ 580,359</b>	<b>\$ (1,080,261)</b>	<b>\$ 351,879</b>	<b>\$ 739,833</b>	<b>\$ (1,106,747)</b>

O&M Cost Shares	FY22 Budget	FY23 Budget	FY24 Budget
Texarkana, TX	\$ 299,103	\$ 596,196	\$ 610,814
Texarkana, AR	\$ 242,849	\$ 484,065	\$ 495,933
<b>Capital Budget</b>		<b>\$ 2,017,419.00</b>	<b>\$ 357,201.82</b>
<b>*(See Attached Sheet)</b>		<b>\$ 1,565,921.00</b>	<b>\$ 290,020.18</b>
<b>Total Local Capital Match</b>		<b>\$ 3,583,340.00</b>	<b>\$ 647,222.00</b>

**Total Budget**

**\$ 2,613,615.05**  
**\$ 2,049,985.95**

**\$ 968,015.59**  
**\$ 785,953.59**

**Population Ratio**

**55.19%**

**44.81%**

Capital Budget

Project/Item	Amount
John Deer Tractor	\$ 55,000.00
Chevy 2500 MX Truck	\$ 65,000.00
ODO 2 - Runway 4 & Taxiway D Extension - Design	
BIL #2 - ARFF Truck	
MRO Site Development	\$ 200,000.00
MRO Site Development	\$ 75,000.00
Service Animal Relief Area	\$ 22,222.00
Debt Service	\$ 230,000.00
	\$ 647,222.00





# CITY OF TEXARKANA, AR

## BOARD OF DIRECTORS

---

<b>AGENDA TITLE:</b>	Adopt a Resolution approving the Texarkana Water Utilities (TWU) FY2024-2025 Budget. (TWU) Executive Director Gary Smith and Finance Director Tricia Briggs
<b>AGENDA DATE:</b>	September 3, 2024
<b>ITEM TYPE:</b>	Ordinance <input type="checkbox"/> Resolution <input checked="" type="checkbox"/> Other <input type="checkbox"/> : _____
<b>DEPARTMENT:</b>	Texarkana Water Utilities
<b>PREPARED BY:</b>	Tricia Briggs, Finance Director
<b>REQUEST:</b>	Approve TWU FY2024-2025 Budget
<b>EMERGENCY CLAUSE:</b>	N/A
<b>SUMMARY:</b>	Approve TWU FY2024-2025 Budget
<b>EXPENSE REQUIRED:</b>	N/A
<b>AMOUNT BUDGETED:</b>	N/A
<b>APPROPRIATION REQUIRED:</b>	N/A
<b>RECOMMENDED ACTION:</b>	City Manager and Utility staff recommend approval.
<b>EXHIBITS:</b>	Resolution and TWU FY2024-2025 Budget

**RESOLUTION NO. \_\_\_\_\_**

**WHEREAS**, the FY2024-2025 Texarkana Water Utilities (TWU) Budget has been submitted to the Board of Directors for review; and

**WHEREAS**, the TWU staff recommends approval of the budget as presented to the Board with the income and expense allocations set forth therein; and

**WHEREAS**, the Acting City Manager and TWU staff recommend approval;

**NOW, THEREFORE, BE IT RESOLVED**, by the Board of Directors of the City of Texarkana, Arkansas, that the FY2024-2025 TWU Budget, attached hereto and made a part hereof, is hereby approved.

**PASSED AND APPROVED** this 3<sup>rd</sup> day of September, 2024.

---

Allen L. Brown, Mayor

**ATTEST:**

---

Heather Soyars, City Clerk

**APPROVED:**

---

Joshua L. Potter, City Attorney

# TWU BUDGET



2024-2025



# TABLE OF CONTENTS

## COMMONLY USED TWU BUDGET ABBREVIATIONS

### SECTION I - REVENUE FUNDS

Appropriated Fund Balance.....	1
Revenues vs. Expenditures Summary (AR, TX, GP, MN & UN Funds) .....	2
Combined AR, TX, GP, MN & UN Funds (Contains Interfund Transfers) .....	3-5
Combined TX & GP Funds (Contains Interfund Transfers).....	6-7
Revenues vs. Expenditures Summary TX Fund (G.P. is excluded) .....	8
Texas Revenue Fund (Contains Interfund Transfers) .....	9-10
2025 Budgeted Revenues for TX Funds .....	11
2025 Budgeted Expenditures for TX Funds.....	12
G.P. Water Revenue Fund (Contains Interfund Transfers) .....	13
Revenues vs. Expenditures Summary (AR, MN & UN Funds) .....	14
Combined Arkansas, Mandeville & Union Funds (Contains Interfund Transfers).....	15-16
Arkansas Revenue Fund (Contains Interfund Transfers).....	17-18
2025 Budgeted Revenues for AR Funds .....	19
2025 Budgeted Expenditures for AR Funds.....	20
Mandeville Revenue Fund (Contains Interfund Transfers) .....	21
Union Revenue Fund (Contains Interfund Transfers) .....	22

### SECTION II - BOND FUNDS

Arkansas 2001 Bond Fund .....	23
Arkansas 2004-A Bond Fund (MNDVL & UN) .....	24
Arkansas 2004-B Bond Fund (AR, MNDVL & UN) .....	25
Arkansas 2007 Refunding Bond Fund .....	26
Arkansas 2007 Bond Reserve Fund .....	27
Arkansas 2023 Bond Fund.....	28
Arkansas 2024 Bond Fund.....	29
Texas 2013 Bond Fund .....	30
Texas 2023 Bond Fund .....	31
Texas Bond Reserve Fund .....	32

### SECTION III - CAPITAL FUNDS

Arkansas Capital Improvement Fund .....	33
Arkansas Infrastructure Fund .....	34
Arkansas Millwood Water Rights Fund .....	35
2023 Arkansas Bond Construction.....	36
2024 Arkansas Bond Construction.....	37
Arkansas Personnel Policy Fund .....	38
Millwood WTP Depreciation Fund .....	39-40
North Texarkana WWTP Depreciation Fund .....	41
Mandeville Depreciation Fund .....	42
Union Depreciation Fund .....	43
Texas Capital Improvement Fund .....	44
Texas Infrastructure Fund .....	45
Wright Patman COE Cost Fund .....	46
2023 Texas Bond Construction.....	47
Texas Personnel Policy Fund .....	48
Waggoner Creek Capital Improvement Fund .....	49
LTWSC Capital Improvement Fund .....	50-51
South Regional WWTP Depreciation Fund .....	52-53
Composting Fund .....	54-55
Equipment Acquisition Fund .....	56-63
Technology Fund .....	64-75
Technology Accumulated Reserves.....	76

## SECTION IV - OPERATING BUDGETS

TWU Organization Chart .....	77
TWU Personnel Schedule Summary .....	78-81
2025 Budgeted O&M Expenditures (All Funds) .....	82
TWU Operating Budget Comparison with Variance Explanations (All Funds) .....	83
Administration – 110 .....	84-86
Accounting – 210 .....	87-89
Information Technology – 230 .....	90-92
Customer Service – 310 .....	93-95
Field Services - 330 .....	96-98
Wright Patman Water Treatment Plant – 410 .....	99-102
Millwood Water Treatment Plant – 420 .....	103-105
Water Distribution - Graphic Packaging (formerly International Paper) – 490 .....	106-108
Waggoner Creek Wastewater Treatment Plant – 520 .....	109-111
South Regional Wastewater Treatment Plant – 530 .....	112-114
North Texarkana Wastewater Treatment Plant – 540 .....	115-117
Composting – 580 .....	118-120
Field Operations/Administration – 610 .....	121-123
Water/Sewer Construction – 612 .....	124-126
Water Distribution – 620 .....	127-129
Sewer Collection – 630 .....	130-132
Fleet Services Center – 640 .....	133-135
Engineering Design – 710 .....	136-139
Engineering - Infiltration & Inflow Abatement – 720 .....	140-142
GIS Development- 740 .....	143-145
Environmental Services – 750 .....	146-149
Leary - 830/831 .....	150-154
Miller County Public Water Authority - 833/834 .....	155-159

**SECTION V - DEBT SERVICES**

**Combined Arkansas and Texas**

All Revenue Bonds .....160

**Arkansas Revenue Bonds**

All Revenue Bonds .....161  
2004-B Water Facilities Improvement Revenue Bond .....162  
2007 Waterworks Facilities Revenue Refunding Bonds .....163  
2023 Waterworks Facilities Revenue Refunding Bonds .....164

**Texas Revenue Bonds**

All Revenue Bonds .....165  
2013 Waterworks & Sewer System Revenue Bonds .....166  
2023 Waterworks & Sewer System Revenue Bonds .....167

---

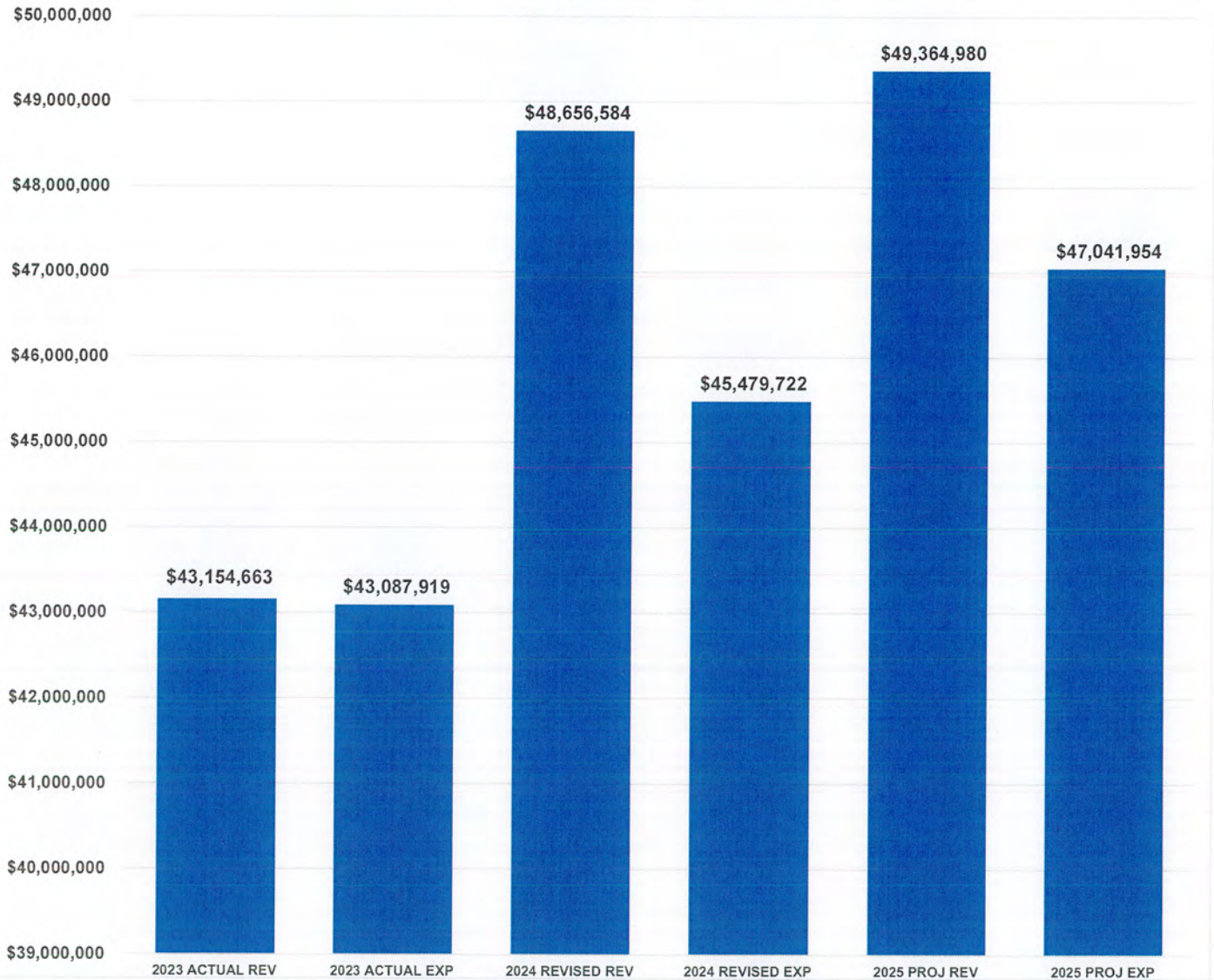
## COMMONLY USED TWU BUDGET ABBREVIATIONS

AR-Arkansas  
ARPA-American Rescue Plan Act  
COE-Corps of Engineers  
DS-Debt Service  
FH-Fire Hydrant  
GP-Graphic Packaging  
GST-Ground Storage Tanks  
LTWSC-Lake Texarkana Water Supply Corporation  
MCC-Motor Control Center for the water plants  
MC-Member Cities  
MCPWA-Miller County Public Water Authority  
MH-Man Hole  
MN-Mandeville  
MW-Millwood  
NT-North Texarkana  
SCADA-Supervisory Control and Data Acquisition  
SR WWTP-South Regional Waste Water Treatment Plant  
TCEQ-Texas Commission of Environmental Quality  
TISD-Texarkana Independent School District  
TML-Texas Municipal League (insurance carrier for TWU)  
TX-Texas  
UN-Union  
UV-Ultra-Violet  
VFD-Variable Frequency Drive  
WC-Waggoner Creek  
WP-Wright Patman  
WTP-Water Treatment Plant  
WWTP-Waste Water Treatment Plant



	ANTICIPATED REVENUE FY25	AUTHORIZED EXPENDITURES FY25	APPROPRIATED FUND BALANCE FY25
Texas Revenue Fund	30,388,293	29,021,399	-
G.P. Water Revenue Fund	2,298,255	2,298,255	-
Arkansas Revenue Fund	15,790,063	15,242,708	-
Mandeville Revenue Fund	171,052	92,323	-
Union Revenue Fund	717,317	387,269	-
Arkansas 2004 B Bond Fund (AR, MNDVL, UN)	261,420	261,932	512
Arkansas 2007 Refunding Bond Fund	527,656	718,635	190,979
Arkansas 2007 Bond Reserve Fund	33,000	6,219	-
Arkansas 2023 Bond Fund	1,171,300	1,169,800	-
Arkansas 2024 Bond Fund	787,913	787,913	-
Texas 2013 Bond Fund	163,714	163,681	-
Texas 2023 Bond Fund	1,324,087	1,383,563	59,476
Texas Bond Reserve Fund	714,865	713,648	-
Arkansas Capital Improvement Fund	601,440	730,148	128,708
Arkansas Infrastructure Fund	738,581	855,870	117,289
Arkansas Millwood Water Rights Fund	541,643	541,522	-
Arkansas 2023 Bond Construction Fund	300,000	18,279,736	17,979,736
Arkansas 2024 Bond Construction Fund	-	21,622,662	21,622,662
Arkansas Personnel Policy Fund	130,350	93,763	-
Millwood Water Treatment Plant Depreciation Fund	575,150	1,094,000	518,850
North Texarkana WWTP Depreciation Fund	75,000	90,000	15,000
Mandeville Depreciation Fund	-	-	-
Union Depreciation Fund	-	-	-
Texas Capital Improvement Fund	3,713,374	4,359,707	646,333
Texas Infrastructure Fund	612,204	600,000	-
Wright Patman Corps of Engineers Cost Fund	1,652,758	60,000	-
Texas 2023 Bond Construction Fund	325,000	20,000,000	19,675,000
Texas Personnel Policy Fund	135,000	124,861	-
Waggoner Creek Capital Improvement Fund	631,662	200,000	-
LTWSC Capital Improvement Fund	516,000	498,000	-
South Regional WWTP Depreciation Fund	705,000	660,000	-
Composting Fund	203,000	170,000	-
Equipment Acquisition Fund	975,000	974,170	-
Technology Fund	1,059,738	523,559	-
<b>TOTAL APPROPRIATED FUND BALANCE FOR FY25</b>			<b>60,954,545</b>

## REVENUES VS. EXPENDITURES SUMMARY AR, TX, GP, MN & UN FUNDS



FY23, FY24, FY25		
2023 ACTUAL REV	\$	43,154,663
2023 ACTUAL EXP	\$	43,087,919
2024 REVISED REV	\$	48,656,586
2024 REVISED EXP	\$	45,479,722
2025 PROJ REV	\$	49,364,983
2025 PROJ EXP	\$	47,173,030
<b>NET OF REV VS. EXP</b>	<b>\$</b>	<b>5,435,561</b>

There will be a water and sewer rate increase for all customers effective 10/1/24

**TEXARKANA WATER UTILITIES**

**COMBINED REVENUE FUNDS AR, TX, GP, MN & UN**

*Contains Interfund Transfers*

	<b>Actual FY 2023</b>	<b>Proposed FY 2024</b>	<b>Revised FY 2024</b>	<b>Proposed FY 2025</b>
<b>BEGINNING BALANCE</b>	<b>2,979,671</b>	<b>3,007,459</b>	<b>3,046,416</b>	<b>6,223,278</b>
<b>REVENUE</b>				
Water and Sewer Sales	25,873,223	30,894,562	29,957,006	32,608,401
Water Connection Fees	21,600	17,370	10,200	21,050
Service Charge	1,179,669	1,262,004	1,233,509	1,264,984
Regional Water Treatment Plant Fees	4,675,906	5,840,000	5,224,049	5,280,000
Wholesale Water Sales	4,855,003	3,829,675	4,724,029	5,049,555
Wholesale Sewer Charges	629,531	646,700	711,073	526,400
<b>Total Sales and Fees</b>	<b>37,234,931</b>	<b>42,490,311</b>	<b>41,859,866</b>	<b>44,750,390</b>
TX Share of 2007 AR Refunding Bonds	418,112	417,453	417,453	416,046
TX Share McKinney Bayou Operations	81,993	85,060	119,876	100,563
TX Share of Millwood Operations	919,779	950,123	1,136,073	937,076
UN Share of Millwood Operations	37,443	41,686	45,420	48,508
MN Share of Millwood Operations	9,755	11,119	11,031	11,252
<b>Total Transfers In</b>	<b>1,467,082</b>	<b>1,505,441</b>	<b>1,729,853</b>	<b>1,513,445</b>
Interest Income	65,836	63,025	74,164	60,000
G.P. Service Charge	40,300	40,300	40,300	40,300
G.P. Service Charge (Expan)	18,900	18,900	18,900	18,900
AR Share of LTWSC Operations	1,011,436	966,673	1,401,752	993,967
UN Share of LTWSC Operations	68,946	74,569	99,885	98,968
MN Share of LTWSC Operations	18,164	21,046	24,732	24,505
MC Share Wtr Operations (Cash B)	990,780	979,823	967,489	841,446
TX ARPA Funds to Support Debt	1,202,210	1,062,576	1,062,576	0
Miscellaneous Income	1,036,080	1,075,937	1,377,067	1,023,059
<b>Total Other Income</b>	<b>4,452,650</b>	<b>4,302,849</b>	<b>5,066,865</b>	<b>3,101,145</b>
<b>TOTAL REVENUES</b>	<b>43,154,663</b>	<b>48,298,601</b>	<b>48,656,584</b>	<b>49,364,980</b>
<b>TOTAL FUNDS AVAILABLE</b>	<b>46,134,334</b>	<b>51,306,060</b>	<b>51,703,000</b>	<b>55,588,258</b>

**TEXARKANA WATER UTILITIES**

**COMBINED REVENUE FUNDS AR, TX, GP, MN & UN**

*Contains Interfund Transfers*

	<b>Actual FY 2023</b>	<b>Proposed FY 2024</b>	<b>Revised FY 2024</b>	<b>Proposed FY 2025</b>
<b>EXPENDITURES</b>				
Total Operating Expenses	25,029,882	26,534,568	26,224,070	26,775,776
MN & Un Share of MW Operations	47,198	52,805	56,450	59,760
Share of LTWSC Operations	1,098,545	1,062,288	1,526,369	1,117,440
TX Share McKinney Bayou Operations	81,993	85,060	119,876	100,563
Share of Millwood Operations	919,779	950,123	1,136,073	937,076
<b>Total Operating</b>	<b>27,177,397</b>	<b>28,684,844</b>	<b>29,062,838</b>	<b>28,990,615</b>
Bond Fund 2001	34,050	0	0	0
Bond Fund 2004A	147,364	73,947	73,184	0
Bond Fund 2004B	260,093	261,807	261,932	259,920
Bond Fund 2007 Refunding	722,203	721,066	720,864	718,635
Bond Fund 2020	186,110	0	0	0
Bond Fund 2013	166,556	162,881	162,881	163,681
Bond Fund 2023	0	825,000	750,588	2,080,963
Bond Fund 2024	0	0	0	0
<b>Total Debt Service</b>	<b>1,516,377</b>	<b>2,044,701</b>	<b>1,969,449</b>	<b>3,223,199</b>
TX Share of 2007 AR Refunding Bonds	418,112	417,453	417,453	416,046
<b>Total DS Transfers to AR</b>	<b>418,112</b>	<b>417,453</b>	<b>417,453</b>	<b>416,046</b>
Transfer to Gen Fund - G.P.	18,900	18,900	18,900	18,900
Millwood Water Rights Fund	541,522	541,522	541,522	541,522
Millwood Depreciation Fund	490,000	575,000	575,000	575,000
North Texarkana Depreciation Fund	60,000	75,000	75,000	75,000
Mandeville Depreciation	15,000	0	0	0
Union Depreciation	50,000	0	0	0
Equipment Acquisition Fund	750,000	775,000	775,000	932,791
Technology Fund	600,000	600,000	570,000	600,000
Personnel Policy	260,000	260,000	240,000	260,000
Capital Improvement Fund	2,174,997	2,085,000	1,147,500	2,250,000
Infrastructure Fund	1,229,583	1,075,647	1,143,651	1,035,785
Compost Fund	195,000	205,001	160,000	200,000
WP COE Cost Fund	1,796,509	1,000,000	1,000,000	1,000,000
LTWSC Capital Imp. Fund	444,726	578,143	578,143	463,809
River Bend Water District Fund	4,675,906	5,840,000	5,224,049	5,280,000
CIP Expenditures (ARPA Funds from TX)	0	1,062,576	1,062,576	0
Waggoner Creek Capital Improvement	36,944	73,887	73,887	204,964
SR WWTP Depreciation Fund	300,000	510,000	510,000	700,000
Transfer to General Fund (In Lieu of Tax)	192,687	199,656	242,350	280,400
Transfer to General Fund	30,000	15,000	0	15,000
Other (Including Legal)	114,259	122,000	92,404	110,000

**TEXARKANA WATER UTILITIES**

**COMBINED REVENUE FUNDS AR, TX, GP, MN & UN**

*Contains Interfund Transfers*

	<i>Actual FY 2023</i>	<i>Proposed FY 2024</i>	<i>Revised FY 2024</i>	<i>Proposed FY 2025</i>
Total of CIP Transfers / Legal Expense	<b>13,976,033</b>	<b>15,612,332</b>	<b>14,029,982</b>	<b>14,543,171</b>
<b>TOTAL EXPENDITURES</b>	<b>43,087,919</b>	<b>46,759,330</b>	<b>45,479,722</b>	<b>47,173,030</b>
<b>ENDING BALANCE</b>	<b>3,046,415</b>	<b>4,546,730</b>	<b>6,223,278</b>	<b>8,415,228</b>

**TEXARKANA WATER UTILITIES**

**TEXAS REVENUE COMBINED**

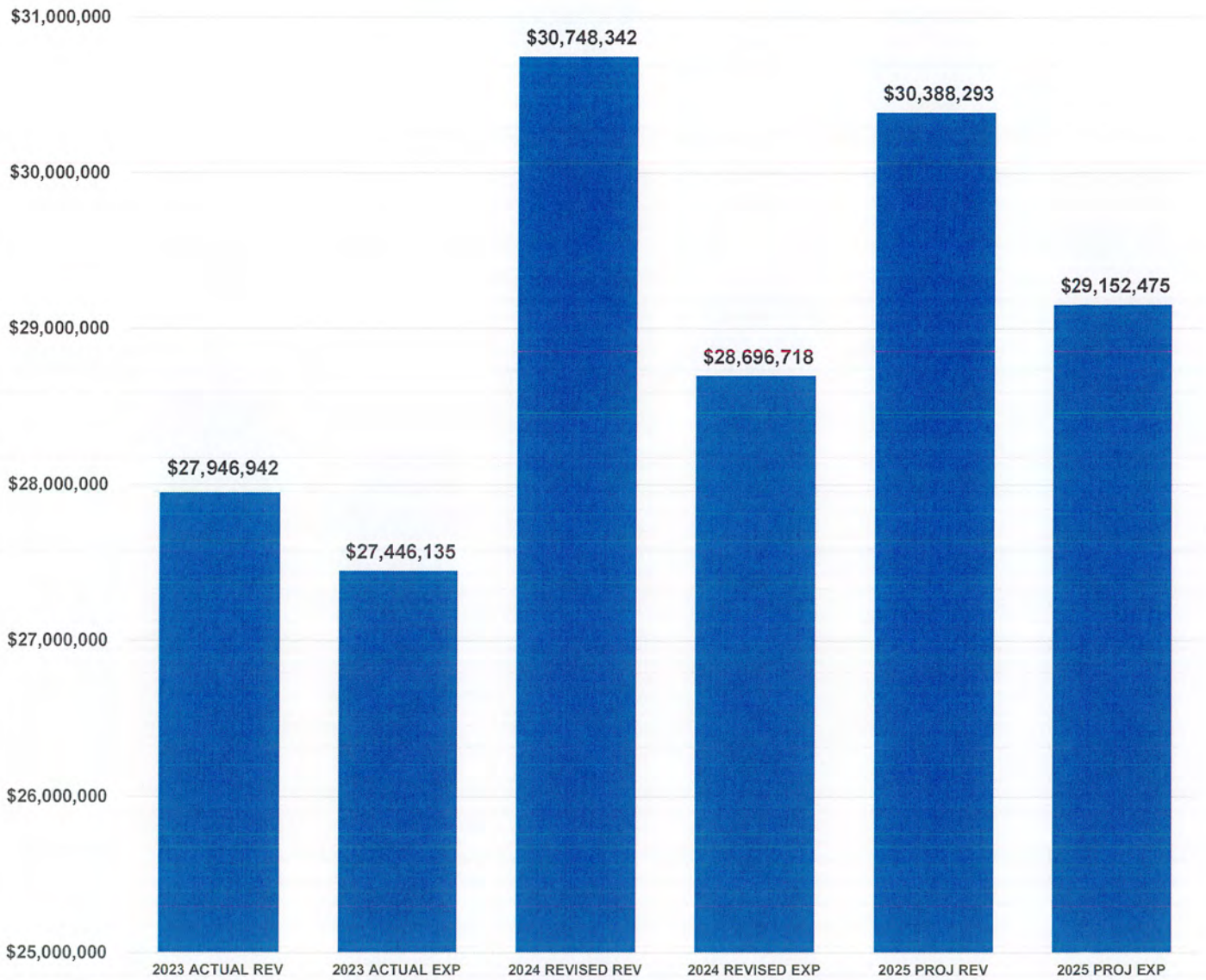
*Contains Interfund Transfers*

	<b>Actual FY 2023</b>	<b>Proposed FY 2024</b>	<b>Revised FY 2024</b>	<b>Proposed FY 2025</b>
<b>BEGINNING BALANCE</b>	<b>1,425,676</b>	<b>2,507,110</b>	<b>1,926,483</b>	<b>3,978,107</b>
<b>REVENUE</b>				
Water and Sewer Sales	15,352,631	18,160,291	17,200,543	18,576,135
Water Connection Fees	15,525	10,800	7,200	15,000
Service Charge	719,432	779,433	793,048	813,462
Regional Water Treatment Plant Fees	4,675,906	5,840,000	5,224,049	5,280,000
Wholesale Water Sales	4,775,823	3,750,775	4,627,702	4,951,955
Wholesale Sewer Charges	629,531	646,700	711,073	526,400
<b>Total Sales and Fees</b>	<b>26,168,848</b>	<b>29,187,999</b>	<b>28,563,615</b>	<b>30,162,952</b>
Interest Income	65,821	63,025	74,164	60,000
G.P. Service Charge	40,300	40,300	40,300	40,300
G.P. Service Charge (Expan)	18,900	18,900	18,900	18,900
AR Share of LTWSC Operations	1,011,436	966,673	1,401,752	993,967
UN Share of LTWSC Operations	68,946	74,569	99,885	98,968
MN Share of LTWSC Operations	18,164	21,046	24,732	24,505
MC Share Wtr Operations (Cash B)	990,780	979,823	967,489	841,446
TX ARPA Funds to Support Debt	1,202,210	1,062,576	1,062,576	0
Miscellaneous Income	476,516	463,057	713,403	445,510
<b>Total Other</b>	<b>3,893,071</b>	<b>3,689,969</b>	<b>4,403,201</b>	<b>2,523,596</b>
<b>TOTAL REVENUES</b>	<b>30,061,919</b>	<b>32,877,968</b>	<b>32,966,816</b>	<b>32,686,548</b>
<b>TOTAL FUNDS AVAILABLE</b>	<b>31,487,595</b>	<b>35,385,078</b>	<b>34,893,299</b>	<b>36,664,655</b>
<b>EXPENDITURES</b>				
Total Operating Expenses	16,603,167	17,326,290	17,135,560	17,230,489
TX Share McKinney Bayou Operations	81,993	85,060	119,876	100,563
Share of Millwood Operations	919,779	950,123	1,136,073	937,076
<b>Total Operating Expenditures</b>	<b>17,604,939</b>	<b>18,361,473</b>	<b>18,391,509</b>	<b>18,268,128</b>
Bond Fund 2020	186,110	0	0	0
Bond Fund 2013	166,556	162,881	162,881	163,681
Bond Fund 2023	0	825,000	750,588	1,383,563
<b>Total TX Debt Service</b>	<b>352,666</b>	<b>987,881</b>	<b>913,469</b>	<b>1,547,244</b>
TX Share of 2007 AR Refunding Bonds	418,112	417,453	417,453	416,046
<b>Total DS Transfers to AR</b>	<b>418,112</b>	<b>417,453</b>	<b>417,453</b>	<b>416,046</b>

**TEXARKANA WATER UTILITIES****TEXAS REVENUE COMBINED***Contains Interfund Transfers*

	<b>Actual FY 2023</b>	<b>Proposed FY 2024</b>	<b>Revised FY 2024</b>	<b>Proposed FY 2025</b>
Transfer to Gen Fund - G.P.	18,900	18,900	18,900	18,900
Transfer to Gen Fund	0	0	0	0
Millwood Depreciation Fund	433,840	513,995	513,995	511,685
North Texarkana Depreciation Fund	23,400	29,250	29,250	29,250
Equipment Acquisition Fund	406,640	510,645	510,645	563,453
Technology Fund	375,360	355,980	338,181	346,740
Personnel Policy Fund	130,000	130,000	130,000	130,000
Capital Improvement Fund	1,774,997	1,650,000	712,500	1,650,000
Infrastructure Fund	814,493	657,829	745,850	597,204
Compost Fund	121,992	121,627	94,928	115,580
WP COE Cost Fund	1,796,509	1,000,000	1,000,000	1,000,000
LTWSC Capital Improvement Fund	278,220	343,013	343,013	257,007
River Bend Water District Fund	4,675,906	5,840,000	5,224,049	5,280,000
CIP Expenditures (ARPA Funds from TX)	0	1,062,576	1,062,576	0
Waggoner Creek Capital Improvement	36,944	73,887	73,887	204,964
SR WWTP Depreciation Fund	187,680	302,583	302,583	404,530
Other/Legal	110,515	117,000	92,404	110,000
Total of CIP Transfers / Legal Expense	<b>11,185,395</b>	<b>12,727,285</b>	<b>11,192,761</b>	<b>11,219,313</b>
<b>TOTAL EXPENDITURES</b>	<b>29,561,112</b>	<b>32,494,092</b>	<b>30,915,192</b>	<b>31,450,730</b>
<b>ENDING BALANCE</b>	<b>1,926,483</b>	<b>2,890,986</b>	<b>3,978,107</b>	<b>5,213,925</b>

## REVENUES VS. EXPENDITURES SUMMARY TX FUND (G.P. IS EXCLUDED)



FY23, FY24, FY25		
2023 ACTUAL REV	\$	27,946,942
2023 ACTUAL EXP	\$	27,446,135
2024 REVISED REV	\$	30,748,342
2024 REVISED EXP	\$	28,696,718
2025 PROJ REV	\$	30,388,293
2025 PROJ EXP	\$	29,152,475
<b>NET OF REV VS. EXP</b>	<b>\$</b>	<b>3,788,249</b>

**There will be a water and sewer rate increase for Texas customers effective 10/1/24**



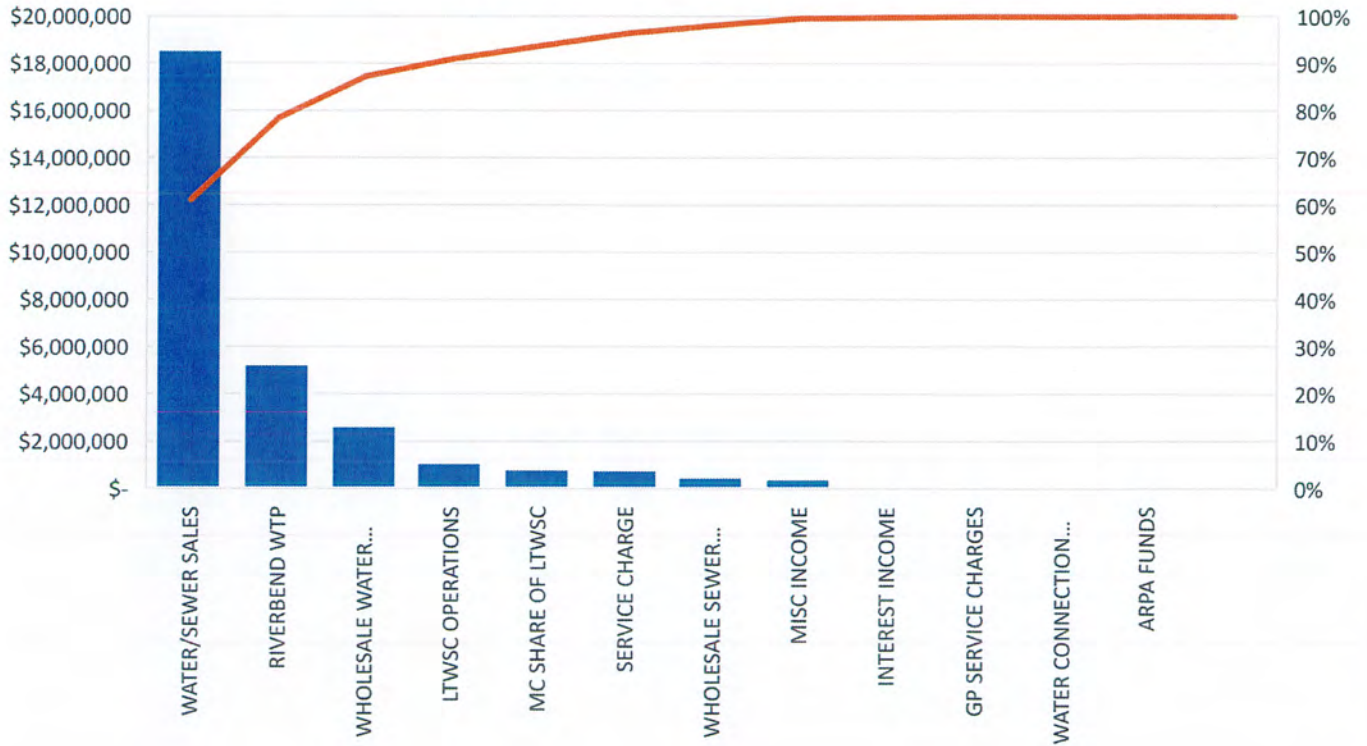
**TEXARKANA WATER UTILITIES**  
**TEXAS REVENUE FUND**

*Contains Interfund Transfers*

	<i>Actual FY 2023</i>	<i>Proposed FY 2024</i>	<i>Revised FY 2024</i>	<i>Proposed FY 2025</i>
<b>BEGINNING BALANCE</b>	<b>1,425,676</b>	<b>2,507,110</b>	<b>1,926,483</b>	<b>3,978,107</b>
<b>REVENUE</b>				
Water and Sewer Sales	15,352,631	18,160,291	17,200,543	18,576,135
Water Connection Fees	15,525	10,800	7,200	15,000
Service Charge	719,432	779,433	793,048	813,462
Regional Water Treatment Plant Fees	4,675,906	5,840,000	5,224,049	5,280,000
Wholesale Water Sales	2,660,846	1,580,000	2,409,228	2,653,700
Wholesale Sewer Charges	629,531	646,700	711,073	526,400
<b>Total Sales and Fees</b>	<b>24,053,871</b>	<b>27,017,224</b>	<b>26,345,141</b>	<b>27,864,697</b>
Interest Income	65,821	63,025	74,164	60,000
G.P. Service Charge	40,300	40,300	40,300	40,300
G.P. Service Charge (Expan)	18,900	18,900	18,900	18,900
AR Share of LTWSC Operations	1,011,436	966,673	1,401,752	993,967
MN Share of LTWSC Operations	18,164	21,046	24,732	24,505
UN Share of LTWSC Operations	68,946	74,569	99,885	98,968
MC Share of LTWSC Operations (Cash B)	990,780	979,823	967,489	841,446
TX ARPA Funds to Support Debt	1,202,210	1,062,576	1,062,576	0
Miscellaneous Income	476,516	463,057	713,403	445,510
<b>Total Other Income</b>	<b>3,893,071</b>	<b>3,689,969</b>	<b>4,403,201</b>	<b>2,523,596</b>
<b>TOTAL REVENUES</b>	<b>27,946,942</b>	<b>30,707,193</b>	<b>30,748,342</b>	<b>30,388,293</b>
<b>TOTAL FUNDS AVAILABLE</b>	<b>29,372,618</b>	<b>33,214,303</b>	<b>32,674,825</b>	<b>34,366,400</b>
<b>EXPENDITURES</b>				
Total Operating Expenses	14,488,190	15,155,515	14,917,086	14,932,234
Share of McKinney Bayou Operations	81,993	85,060	119,876	100,563
Share of Millwood Operations	919,779	950,123	1,136,073	937,076
<b>Total Operating Expenditures</b>	<b>15,489,962</b>	<b>16,190,698</b>	<b>16,173,035</b>	<b>15,969,873</b>
Bond Fund 2020	186,110	0	0	0

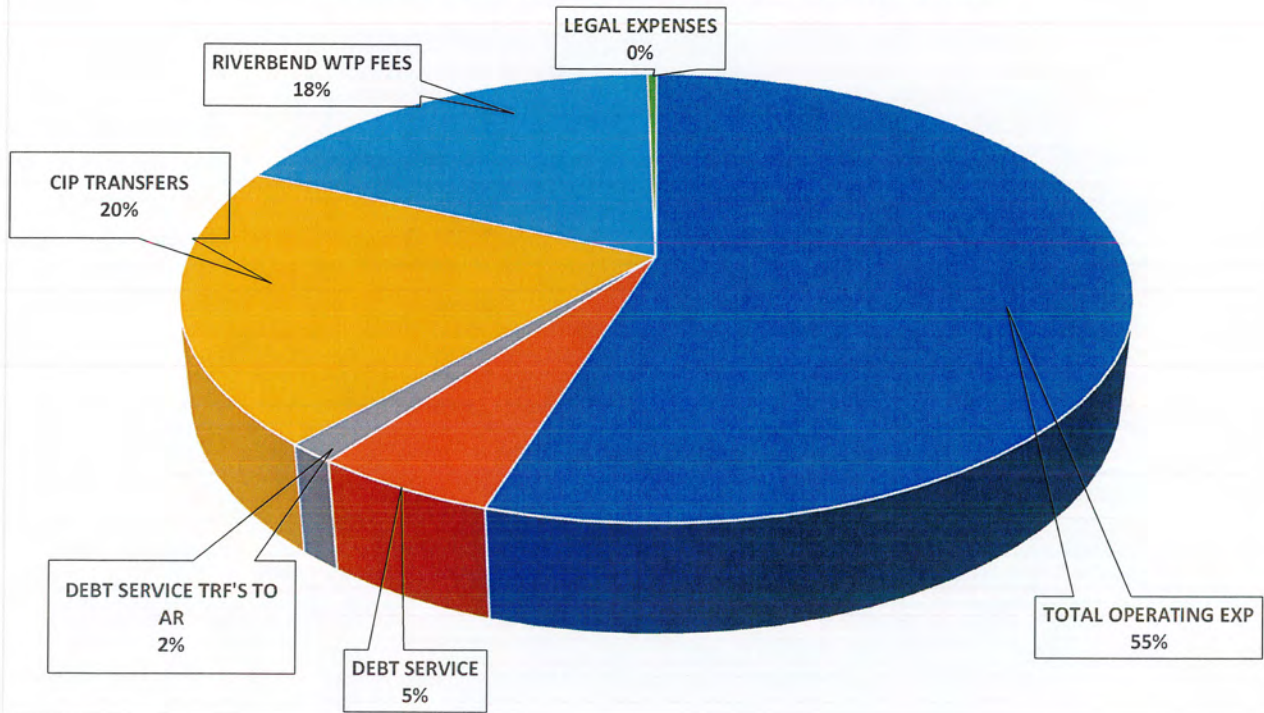
Bond Fund 2013	166,556	162,881	162,881	163,681
Bond Fund 2023	0	825,000	750,588	1,383,563
Total TX Debt Service	<b>352,666</b>	<b>987,881</b>	<b>913,469</b>	<b>1,547,244</b>
TX Share of 2007 Refunding	418,112	417,453	417,453	416,046
Total DS Transfers to AR	<b>418,112</b>	<b>417,453</b>	<b>417,453</b>	<b>416,046</b>
Transfer to Gen Fund - G.P.	18,900	18,900	18,900	18,900
Transfer to Gen Fund	0	0	0	0
Millwood Depreciation Fund	433,840	513,995	513,995	511,685
North Texarkana Depreciation Fund	23,400	29,250	29,250	29,250
Equipment Acquisition Fund	406,640	510,645	510,645	563,453
Technology Fund	375,360	355,980	338,181	346,740
Personnel Policy Fund	130,000	130,000	130,000	130,000
Capital Improvement Fund	1,774,997	1,650,000	712,500	1,650,000
Infrastructure Fund	814,493	657,829	745,850	597,204
Compost Fund	121,992	121,627	94,928	115,580
WP COE Cost Fund	1,796,509	1,000,000	1,000,000	1,000,000
LTWSC Capital Improvement Fund	278,220	343,013	343,013	257,007
River Bend Water District	4,675,906	5,840,000	5,224,049	5,280,000
CIP Expenditures (ARPA Funds from TX)	0	1,062,576	1,062,576	0
Wagoner Creek Capital Improvement	36,944	73,887	73,887	204,964
SR WWTP Depreciation Fund	187,680	302,583	302,583	404,530
Other/Legal	110,515	117,000	92,404	110,000
Total of CIP Transfers/Legal Expense	<b>11,185,395</b>	<b>12,727,285</b>	<b>11,192,761</b>	<b>11,219,313</b>
<b>TOTAL EXPENDITURES</b>	<b>27,446,135</b>	<b>30,323,317</b>	<b>28,696,718</b>	<b>29,152,475</b>
<b>ENDING BALANCE</b>	<b>1,926,483</b>	<b>2,890,986</b>	<b>3,978,107</b>	<b>5,213,925</b>

### 2025 BUDGETED REVENUES FOR TX FUND



	2023 ACTUAL	2024 REVISED	2025 PROPOSED	% OF TOTAL
WATER/SEWER SALES	\$ 15,352,631	\$ 17,200,543	\$ 18,576,135	61.1%
WATER CONNECTION FEES	\$ 15,525	\$ 7,200	\$ 15,000	0.0%
SERVICE CHARGE	\$ 719,432	\$ 793,048	\$ 813,462	2.7%
RIVERBEND WTP	\$ 4,675,906	\$ 5,224,049	\$ 5,280,000	17.4%
WHOLESALE WATER SALES	\$ 2,660,846	\$ 2,409,228	\$ 2,653,700	8.7%
WHOLESALE SEWER SALES	\$ 629,531	\$ 711,073	\$ 526,400	1.7%
INTEREST INCOME	\$ 65,821	\$ 74,164	\$ 60,000	0.2%
GP SERVICE CHARGES	\$ 59,200	\$ 59,200	\$ 59,200	0.2%
LTWSC OPERATIONS	\$ 1,098,546	\$ 1,526,369	\$ 1,117,440	3.7%
MC SHARE OF LTWSC	\$ 990,780	\$ 967,489	\$ 841,446	2.8%
ARPA FUNDS	\$ 1,202,210	\$ 1,062,576	\$ -	0.0%
MISC INCOME	\$ 476,516	\$ 713,403	\$ 445,510	1.5%
<b>TOTAL REVENUES</b>	<b>\$ 27,946,944</b>	<b>\$ 30,748,342</b>	<b>\$ 30,388,293</b>	<b>100.0%</b>

### 2025 BUDGETED EXPENDITURES FOR TX FUNDS



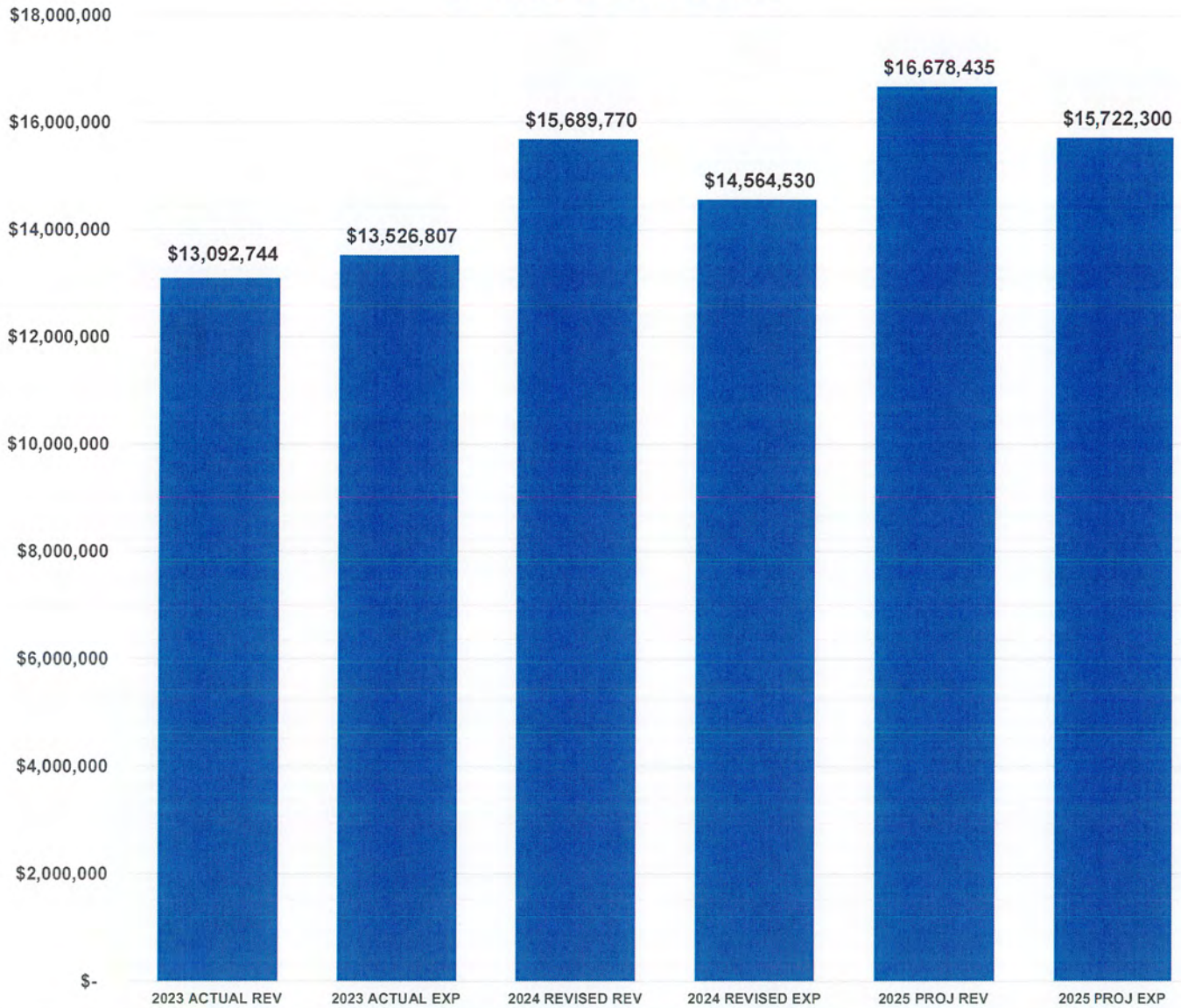
	2023 ACTUAL	2024 REVISED	2025 PROPOSED	% OF TOTAL
TOTAL OPERATING EXP	\$ 15,489,962	\$ 16,173,035	\$ 15,969,873	54.8%
DEBT SERVICE	\$ 352,666	\$ 913,469	\$ 1,547,244	5.3%
DEBT SERVICE TRF'S TO AR	\$ 418,112	\$ 417,453	\$ 416,046	1.4%
CIP TRANSFERS	\$ 6,398,974	\$ 5,876,308	\$ 5,829,312	20.0%
RIVERBEND WTP FEES	\$ 4,675,906	\$ 5,224,049	\$ 5,280,000	18.1%
LEGAL EXPENSES	\$ 110,515	\$ 92,404	\$ 110,000	0.4%
<b>TOTAL EXPENDITURES</b>	<b>\$ 27,446,135</b>	<b>\$ 28,696,718</b>	<b>\$ 29,152,475</b>	<b>100.0%</b>

**TEXARKANA WATER UTILITIES**  
**G.P. WATER REVENUE FUND**

*Contains Interfund Transfers*

	<i>Actual FY 2023</i>	<i>Proposed FY 2024</i>	<i>Revised FY 2024</i>	<i>Proposed FY 2025</i>
<b>BEGINNING BALANCE</b>	0	0	0	0
<b>REVENUE</b>				
Wholesale Water Sales	2,114,977	2,170,775	2,218,474	2,298,255
Total Sales and Fees	<b>2,114,977</b>	<b>2,170,775</b>	<b>2,218,474</b>	<b>2,298,255</b>
<b>TOTAL REVENUES</b>	<b>2,114,977</b>	<b>2,170,775</b>	<b>2,218,474</b>	<b>2,298,255</b>
<b>TOTAL FUNDS AVAILABLE</b>	<b>2,114,977</b>	<b>2,170,775</b>	<b>2,218,474</b>	<b>2,298,255</b>
<b>EXPENDITURES</b>				
Total Operating Expenses	2,114,977	2,170,775	2,218,474	2,298,255
Total Operating Expenditures	<b>2,114,977</b>	<b>2,170,775</b>	<b>2,218,474</b>	<b>2,298,255</b>
<b>TOTAL EXPENDITURES</b>	<b>2,114,977</b>	<b>2,170,775</b>	<b>2,218,474</b>	<b>2,298,255</b>
<b>ENDING BALANCE</b>	<b>0</b>	<b>0</b>	<b>0</b>	<b>0</b>

## REVENUES VS. EXPENDITURES SUMMARY AR, MN, & UN FUNDS



FY23, FY24, FY25		
2023 ACTUAL REV	\$	13,092,744
2023 ACTUAL EXP	\$	13,526,807
2024 REVISED REV	\$	15,689,770
2024 REVISED EXP	\$	14,564,530
2025 PROJ REV	\$	16,678,435
2025 PROJ EXP	\$	15,722,300
<b>NET OF REV VS. EXP</b>	<b>\$</b>	<b>1,647,312</b>

There will be a water and sewer rate increase for all customers effective 10/1/24

**TEXARKANA WATER UTILITIES**

**COMBINED ARKANSAS, MANDEVILLE, UNION**

*Contains Interfund Transfers*

	<i>Actual FY 2023</i>	<i>Proposed FY 2024</i>	<i>Revised FY 2024</i>	<i>Proposed FY 2025</i>
<b>BEGINNING BALANCE</b>	<b>1,553,995</b>	<b>500,349</b>	<b>1,119,933</b>	<b>2,245,171</b>
<b>REVENUE</b>				
Water and Sewer Sales	10,520,592	12,734,271	12,756,463	14,032,266
Water Connection Fees	6,075	6,570	3,000	6,050
Service Charge	460,237	482,571	440,461	451,522
Wholesale Water Sales	79,180	78,900	96,327	97,600
<b>Total Sales and Fees</b>	<b>11,066,083</b>	<b>13,302,312</b>	<b>13,296,251</b>	<b>14,587,438</b>
TX Share of 2007 AR Refunding Bonds	418,112	417,453	417,453	416,046
TX Share McKinney Bayou Operations	81,993	85,060	119,876	100,563
TX Share of Millwood Operations	919,779	950,123	1,136,073	937,076
UN Share of Millwood Operations	37,443	41,686	45,420	48,508
MN Share of Millwood Operations	9,755	11,119	11,031	11,252
<b>Total Transfers In</b>	<b>1,467,082</b>	<b>1,505,442</b>	<b>1,729,855</b>	<b>1,513,448</b>
Interest Income	15	0	0	0
Miscellaneous Income	559,564	612,880	663,664	577,549
<b>Total Other Income</b>	<b>559,579</b>	<b>612,880</b>	<b>663,664</b>	<b>577,549</b>
<b>TOTAL REVENUES</b>	<b>13,092,744</b>	<b>15,420,634</b>	<b>15,689,770</b>	<b>16,678,435</b>
<b>TOTAL FUNDS AVAILABLE</b>	<b>14,646,739</b>	<b>15,920,983</b>	<b>16,809,703</b>	<b>18,923,606</b>
<b>EXPENDITURES</b>				
Total Operating Expenses	8,426,715	9,208,278	9,088,510	9,545,287
MN & UN Share of MW Operations	47,198	52,805	56,450	59,760
Share of LTWSC Operations	1,098,545	1,062,288	1,526,369	1,117,440
<b>Total Operating</b>	<b>9,572,458</b>	<b>10,323,371</b>	<b>10,671,329</b>	<b>10,722,487</b>
Bond Fund 2001	34,050	0	0	0
Bond Fund 2004A	147,364	73,947	73,184	0
Bond Fund 2004B	260,093	261,807	261,932	259,920
Bond Fund 2007 Refunding	722,203	721,066	720,864	718,635
Bond Fund 2023	0	0	0	697,400
Bond Fund 2024	0	0	0	0
<b>Total AR Debt Service</b>	<b>1,163,711</b>	<b>1,056,820</b>	<b>1,055,980</b>	<b>1,675,955</b>

**TEXARKANA WATER UTILITIES****COMBINED ARKANSAS, MANDEVILLE, UNION***Contains Interfund Transfers*

	<b>Actual FY 2023</b>	<b>Proposed FY 2024</b>	<b>Revised FY 2024</b>	<b>Proposed FY 2025</b>
Millwood Water Rights Fund	541,522	541,522	541,522	541,522
Millwood Depreciation Fund	56,160	61,005	61,005	63,315
McKinney Bayou Depreciation Fund	36,600	45,750	45,750	45,750
Mandeville Depreciation	15,000	0	0	0
Union Depreciation	50,000	0	0	0
Equipment Acquisition Fund	343,360	264,355	264,355	369,338
Technology Fund	224,640	244,020	231,819	253,260
Personnel Policy	130,000	130,000	110,000	130,000
Capital Improvement Fund	400,000	435,000	435,000	600,000
Infrastructure Fund	415,090	417,818	397,801	438,581
Compost Fund	73,008	83,374	65,072	84,420
LTWSC Capital Imp. Fund	166,506	235,130	235,130	206,802
SR WWTP Depreciation Fund	112,320	207,417	207,417	295,470
Transfer to General Fund (In Lieu of Tax	192,687	199,656	242,350	280,400
Transfer to General Fund	30,000	15,000	0	15,000
Other (Including Legal)	3,744	5,000	0	0
Total of CIP Transfers/Legal Expense	<b>2,790,638</b>	<b>2,885,047</b>	<b>2,837,221</b>	<b>3,323,858</b>
<b>TOTAL EXPENDITURES</b>	<b>13,526,807</b>	<b>14,265,238</b>	<b>14,564,530</b>	<b>15,722,300</b>
<b>ENDING BALANCE</b>	<b>1,119,932</b>	<b>1,655,745</b>	<b>2,245,173</b>	<b>3,201,306</b>



**TEXARKANA WATER UTILITIES**  
**ARKANSAS REVENUE FUND**

*Contains Interfund Transfers*

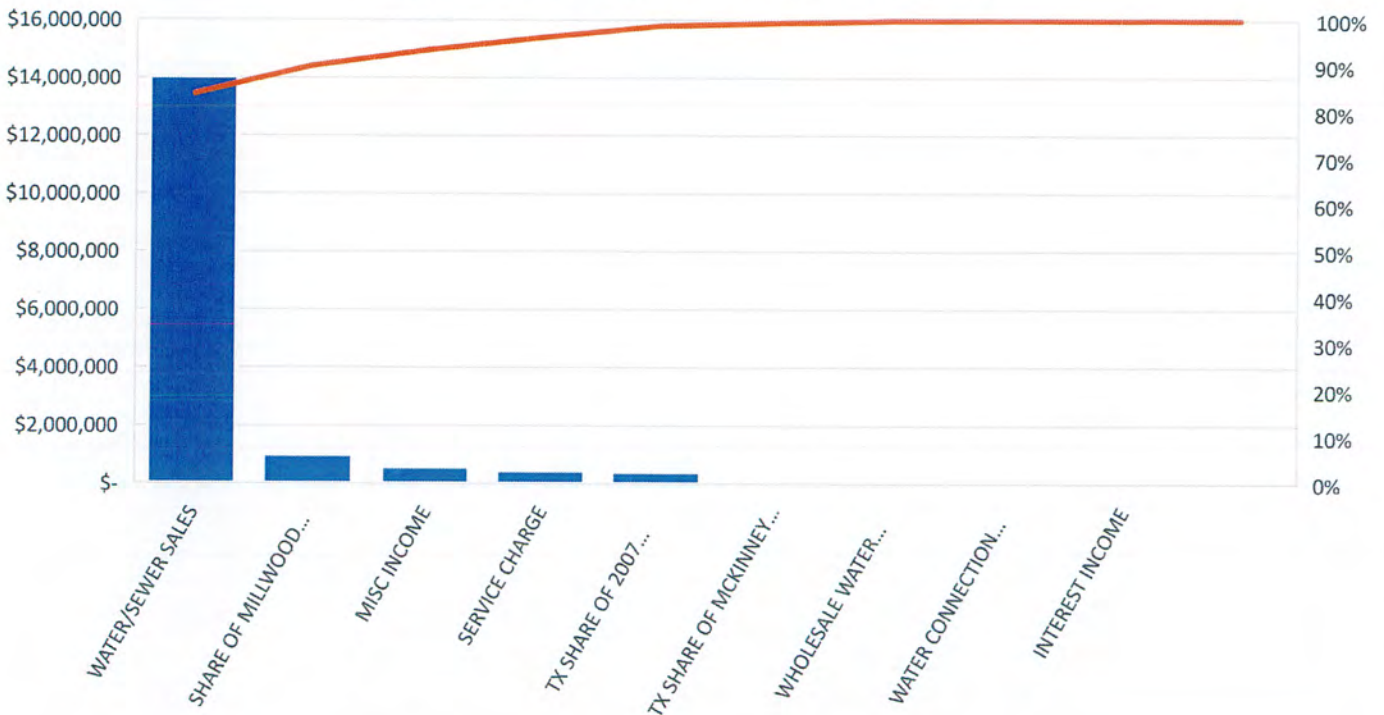
	<i>Actual FY 2023</i>	<i>Proposed FY 2024</i>	<i>Revised FY 2024</i>	<i>Proposed FY 2025</i>
<b>BEGINNING BALANCE</b>	<b>1,281,124</b>	<b>186,032</b>	<b>788,914</b>	<b>1,599,209</b>
<b>REVENUE</b>				
Water and Sewer Sales	9,846,303	11,937,221	11,927,961	13,189,126
Water Connection Fees	4,950	5,370	2,175	4,925
Service Charge	430,607	448,540	410,354	419,960
Wholesale Water Sales	79,180	78,900	96,327	97,600
Total Sales and Fees	<b>10,361,040</b>	<b>12,470,031</b>	<b>12,436,817</b>	<b>13,711,611</b>
Texas Share 2007 Refunding	418,112	417,453	417,453	416,046
TX Share McKinney Bayou Operations	81,993	85,060	119,876	100,563
TX Share of Millwood Operations	919,779	950,123	1,136,073	937,076
UN Share of Millwood Operations	37,443	41,686	45,420	48,508
MN Share of Millwood Operations	9,755	11,119	11,031	11,252
Total Transfers In	<b>1,467,082</b>	<b>1,505,441</b>	<b>1,729,853</b>	<b>1,513,445</b>
Interest Income	0	0	0	0
Miscellaneous Income	548,483	602,557	654,001	565,007
Total Other Income	<b>548,483</b>	<b>602,557</b>	<b>654,001</b>	<b>565,007</b>
<b>TOTAL REVENUES</b>	<b>12,376,605</b>	<b>14,578,029</b>	<b>14,820,671</b>	<b>15,790,063</b>
<b>TOTAL FUNDS AVAILABLE</b>	<b>13,657,729</b>	<b>14,764,061</b>	<b>15,609,585</b>	<b>17,389,272</b>
<b>EXPENDITURES</b>				
Total Operating Expenses	8,270,193	9,070,123	8,950,736	9,405,678
Share of LTWSC Operations	1,011,436	966,673	1,401,752	993,967
Total Operating	<b>9,281,628</b>	<b>10,036,796</b>	<b>10,352,488</b>	<b>10,399,645</b>
Bond Fund 2001	34,050	0	0	0
Bond Fund 2004B	122,449	123,141	123,199	122,253
Bond Fund 2007 Refunding	722,203	721,066	720,864	718,635
Bond Fund 2023	0	0	0	697,400
Bond Fund 2024	0	0	0	0
Total AR Debt Service	<b>878,702</b>	<b>844,207</b>	<b>844,063</b>	<b>1,538,288</b>

**TEXARKANA WATER UTILITIES**  
**ARKANSAS REVENUE FUND**

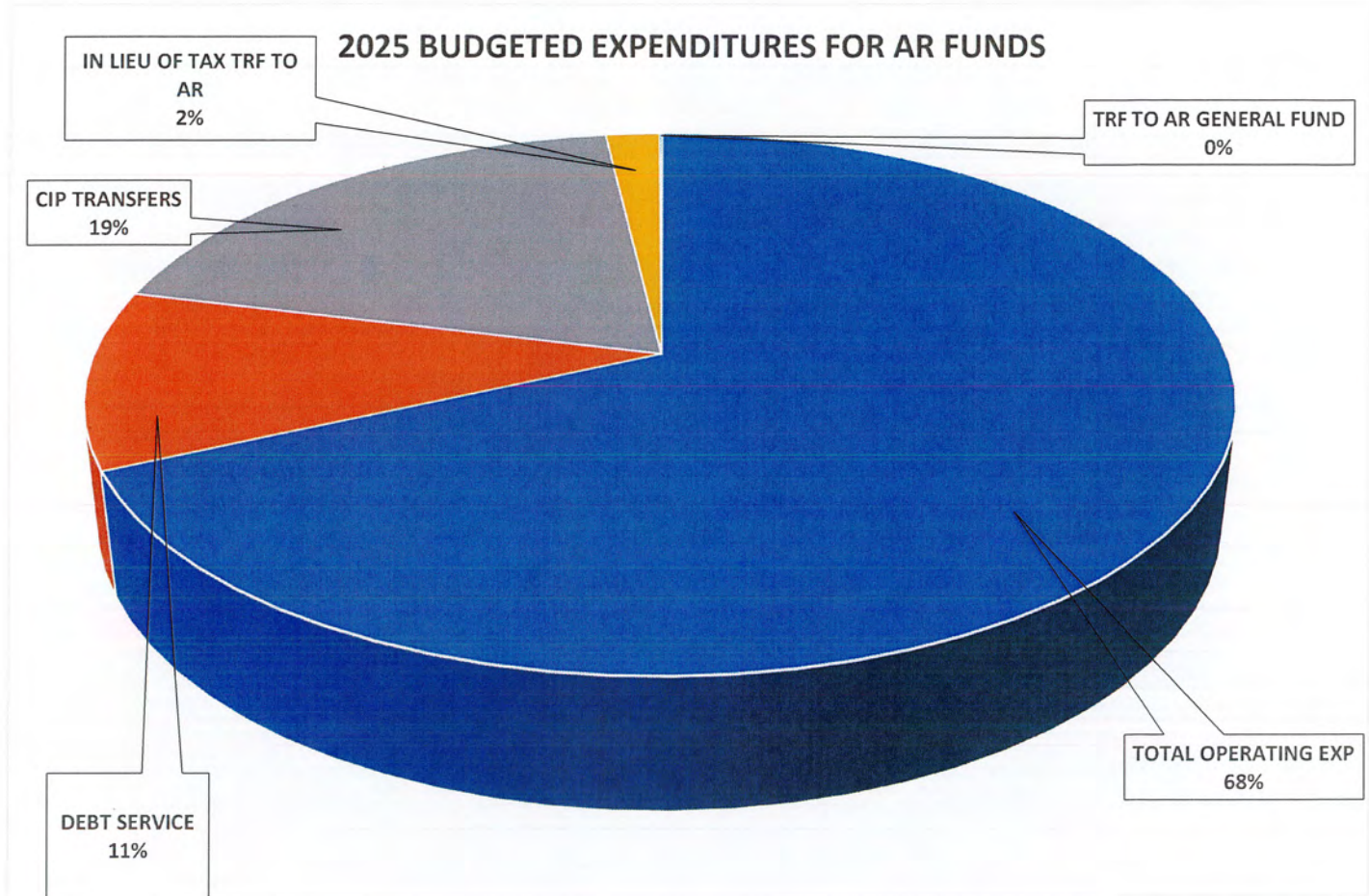
*Contains Interfund Transfers*

	<i>Actual FY 2023</i>	<i>Proposed FY 2024</i>	<i>Revised FY 2024</i>	<i>Proposed FY 2025</i>
Millwood Water Rights Fund	541,522	541,522	541,522	541,522
Millwood Depreciation Fund	56,160	61,005	61,005	63,315
North Texarkana WWTP Depr. Fund	36,600	45,750	45,750	45,750
Equipment Acquisition Fund	343,360	264,355	264,355	369,338
Technology Fund	224,640	244,020	231,819	253,260
Personnel Policy	130,000	130,000	110,000	130,000
Capital Improvement Fund	400,000	435,000	435,000	600,000
Infrastructure Fund	415,090	417,818	397,801	438,581
Compost Fund	73,008	83,374	65,072	84,420
LTWSC Capital Imp. Fund	149,354	211,734	211,734	187,719
SR WWTP Depreciation Fund	112,320	207,417	207,417	295,470
Transfer to Gen. Fund (In Lieu of Tax)	192,687	199,656	242,350	280,400
Transfer to General Fund	30,000	15,000	0	15,000
Other (Including Legal)	3,744	5,000	0	0
Total of CIP Transfers/Legal Expense	<b>2,708,485</b>	<b>2,861,651</b>	<b>2,813,825</b>	<b>3,304,775</b>
<b>TOTAL EXPENDITURES</b>	<b>12,868,815</b>	<b>13,742,654</b>	<b>14,010,376</b>	<b>15,242,708</b>
<b>ENDING BALANCE</b>	<b>788,914</b>	<b>1,021,407</b>	<b>1,599,209</b>	<b>2,146,564</b>

### 2025 BUDGETED REVENUES FOR AR FUNDS



	2023 ACTUAL	2024 REVISED	2025 PROPOSED	% OF TOTAL
WATER/SEWER SALES	\$ 10,520,592	\$ 12,756,463	\$ 14,032,266	84.1%
WATER CONNECTION FEES	\$ 6,075	\$ 3,000	\$ 6,050	0.0%
SERVICE CHARGE	\$ 460,237	\$ 440,461	\$ 451,522	2.7%
WHOLESALE WATER SALES	\$ 79,180	\$ 96,327	\$ 97,600	0.6%
INTEREST INCOME	\$ 15	\$ -	\$ -	0.0%
TX SHARE OF 2007 BONDS	\$ 418,112	\$ 417,453	\$ 416,046	2.5%
TX SHARE OF MCKINNEY BAYOU	\$ 81,993	\$ 119,876	\$ 100,563	0.6%
SHARE OF MILLWOOD OPERATIONS	\$ 966,977	\$ 1,192,524	\$ 996,836	6.0%
MISC INCOME	\$ 559,564	\$ 663,664	\$ 577,549	3.5%
<b>TOTAL REVENUES</b>	<b>\$ 13,092,745</b>	<b>\$ 15,689,768</b>	<b>\$ 16,678,432</b>	<b>100.0%</b>



	2023 ACTUAL	2024 REVISED	2025 PROPOSED	% OF TOTAL
TOTAL OPERATING EXP	\$ 9,572,458	\$ 10,671,329	\$ 10,722,487	68.2%
DEBT SERVICE	\$ 1,163,711	\$ 1,055,980	\$ 1,675,955	10.7%
CIP TRANSFERS	\$ 2,567,951	\$ 2,594,871	\$ 3,028,458	19.3%
IN LIEU OF TAX TRF TO AR	\$ 192,687	\$ 242,350	\$ 280,400	1.8%
TRF TO AR GENERAL FUND	\$ 30,000	\$ -	\$ 15,000	0.1%
<b>TOTAL EXPENDITURES</b>	<b>\$ 13,526,807</b>	<b>\$ 14,564,530</b>	<b>\$ 15,722,300</b>	<b>100.0%</b>

**TEXARKANA WATER UTILITIES**  
**MANDEVILLE REVENUE FUND**

*Contains Interfund Transfers*

	<i>Actual FY 2023</i>	<i>Proposed FY 2024</i>	<i>Revised FY 2024</i>	<i>Proposed FY 2025</i>
<b>BEGINNING BALANCE</b>	6,596	30,760	22,985	90,875
<b>REVENUE</b>				
Water and Sewer Sales	137,611	128,430	159,377	161,400
Water Connection Fees	225	150	225	225
Service Charges	6,935	7,775	6,298	6,962
Total Sales and Fees	<b>144,771</b>	<b>136,355</b>	<b>165,900</b>	<b>168,587</b>
Interest Income	0	0	0	0
Miscellaneous Income	1,954	1,944	1,930	2,465
Total Other Income	<b>1,954</b>	<b>1,944</b>	<b>1,930</b>	<b>2,465</b>
<b>TOTAL REVENUES</b>	<b>146,725</b>	<b>138,299</b>	<b>167,830</b>	<b>171,052</b>
<b>TOTAL FUNDS AVAILABLE</b>	<b>153,321</b>	<b>169,059</b>	<b>190,815</b>	<b>261,927</b>
<b>EXPENDITURES</b>				
Total Operating Expenses	49,161	27,632	29,284	27,922
Share of MW Operations	9,755	11,119	11,030	11,252
Share of LTWSC Operations	18,164	21,046	24,732	24,505
Total Operating	<b>77,080</b>	<b>59,797</b>	<b>65,046</b>	<b>63,679</b>
Bond Fund 2004A	10,074	5,055	5,003	0
Bond Fund 2004B	23,436	23,590	23,601	23,420
Bond Fund 2023	0	0	0	0
Total Debt Service	<b>33,511</b>	<b>28,645</b>	<b>28,604</b>	<b>23,420</b>
Depreciation Fund	15,000	0	0	0
LTWSC Capital Improvement Fund	4,746	6,290	6,290	5,224
Total of CIP Transfers	<b>19,746</b>	<b>6,290</b>	<b>6,290</b>	<b>5,224</b>
<b>TOTAL EXPENDITURES</b>	<b>130,336</b>	<b>94,732</b>	<b>99,940</b>	<b>92,323</b>
<b>ENDING BALANCE</b>	<b>22,985</b>	<b>74,327</b>	<b>90,875</b>	<b>169,604</b>

**TEXARKANA WATER UTILITIES**  
**UNION REVENUE FUND**

*Contains Interfund Transfers*

	<i>Actual FY 2023</i>	<i>Proposed FY 2024</i>	<i>Revised FY 2024</i>	<i>Proposed FY 2025</i>
<b>BEGINNING BALANCE</b>	<b>266,275</b>	<b>283,557</b>	<b>308,034</b>	<b>555,087</b>
<b>REVENUE</b>				
Water and Sewer Sales	536,678	668,620	669,125	681,740
Water Connection Fees	900	1,050	600	900
Service Charges	22,694	26,256	23,809	24,600
<b>Total Sales and Fees</b>	<b>560,272</b>	<b>695,926</b>	<b>693,534</b>	<b>707,240</b>
Interest Income	15	0	0	0
Miscellaneous Income	9,127	8,379	7,733	10,077
<b>Total Other Income</b>	<b>9,142</b>	<b>8,379</b>	<b>7,733</b>	<b>10,077</b>
<b>TOTAL REVENUES</b>	<b>569,413</b>	<b>704,305</b>	<b>701,267</b>	<b>717,317</b>
<b>TOTAL FUNDS AVAILABLE</b>	<b>835,688</b>	<b>987,862</b>	<b>1,009,301</b>	<b>1,272,404</b>
Total Operating Expenses	107,361	110,523	108,490	111,687
Share of MW Operations	37,443	41,686	45,420	48,508
Share of LTWSC Operations	68,946	74,569	99,885	98,968
<b>Total Operating</b>	<b>213,750</b>	<b>226,778</b>	<b>253,795</b>	<b>259,163</b>
Bond Fund 2004A	137,290	68,892	68,181	0
Bond Fund 2004B	114,208	115,076	115,132	114,247
Bond Fund 2023	0	0	0	0
<b>Total Debt Service</b>	<b>251,498</b>	<b>183,968</b>	<b>183,313</b>	<b>114,247</b>
Depreciation Fund	50,000	0	0	0
LTWSC Capital Improvement Fund	12,406	17,106	17,106	13,859
<b>Total of CIP Transfers</b>	<b>62,406</b>	<b>17,106</b>	<b>17,106</b>	<b>13,859</b>
<b>TOTAL EXPENDITURES</b>	<b>527,654</b>	<b>427,852</b>	<b>454,214</b>	<b>387,269</b>
<b>ENDING BALANCE</b>	<b>308,034</b>	<b>560,010</b>	<b>555,087</b>	<b>885,135</b>

**TEXARKANA WATER UTILITIES**  
**Arkansas 2001 Bond Fund**

	<i>Actual FY 2023</i>	<i>Proposed FY 2024</i>	<i>Revised FY 2024</i>	<i>Proposed FY 2025</i>
<b>BEGINNING BALANCE</b>	<b>34,331</b>	<b>0</b>	<b>0</b>	<b>0</b>
<b>REVENUE</b>				
From Revenue Fund	34,050	0	0	0
Interest Income	0	0	0	0
<b>TOTAL REVENUE</b>	<b>34,050</b>	<b>0</b>	<b>0</b>	<b>0</b>
<b>TOTAL FUNDS AVAILABLE</b>	<b>68,382</b>	<b>0</b>	<b>0</b>	<b>0</b>
<b>EXPENDITURES</b>				
Interest Expense - October	2,135	0	0	0
Interest Expense - April	547	0	0	0
Principal - October	32,060	0	0	0
Principal - April	33,640	0	0	0
<b>TOTAL EXPENDITURES</b>	<b>68,382</b>	<b>0</b>	<b>0</b>	<b>0</b>
<b>ENDING BALANCE</b>	<b>0</b>	<b>0</b>	<b>0</b>	<b>0</b>

**TEXARKANA WATER UTILITIES**

**Arkansas 2004A Bond Fund (Mandeville & Union)**

	<i>Actual FY 2023</i>	<i>Proposed FY 2024</i>	<i>Revised FY 2024</i>	<i>Proposed FY 2025</i>
<b>BEGINNING BALANCE</b>	<b>73,981</b>	<b>74,773</b>	<b>75,197</b>	<b>0</b>
<b>REVENUE</b>				
From Revenue Fund	149,316	73,506	73,184	0
Interest Income	306	100	0	0
<b>TOTAL REVENUE</b>	<b>149,622</b>	<b>73,606</b>	<b>73,184</b>	<b>0</b>
<b>TOTAL FUNDS AVAILABLE</b>	<b>223,603</b>	<b>148,379</b>	<b>148,380</b>	<b>0</b>
<b>EXPENDITURES</b>				
Interest Expense - October	5,073	2,353	5,073	0
Interest Expense - April	5,073	1,186	5,071	0
Principal - October	69,130	71,850	69,130	0
Principal - April	69,130	72,990	69,107	0
<b>TOTAL EXPENDITURES</b>	<b>148,406</b>	<b>148,379</b>	<b>148,381</b>	<b>0</b>
<b>ENDING BALANCE</b>	<b>75,197</b>	<b>0</b>	<b>0</b>	<b>0</b>
<b>Transfers from Revenue:</b>				
Mandeville Percent	6.836290%	6.836290%	6.836290%	6.836290%
Mandeville Fund	10,208	5,025	5,003	0
Union Fund	139,108	68,481	68,181	0
<b>Total</b>	<b>149,316</b>	<b>73,506</b>	<b>73,184</b>	<b>0</b>
<b>Ending Balance:</b>				
Mandeville Percent	6.836290%	6.836290%	6.836290%	6.836290%
Mandeville Fund	5,141	0	0	0
Union Fund	70,056	0	0	0
<b>Total</b>	<b>75,197</b>	<b>0</b>	<b>0</b>	<b>0</b>



**TEXARKANA WATER UTILITIES**

**Arkansas 2004B Bond Fund (AR, MNDVL & UN)**

	<i>Actual FY 2023</i>	<i>Proposed FY 2024</i>	<i>Revised FY 2024</i>	<i>Proposed FY 2025</i>
<b>BEGINNING BALANCE</b>	<b>133,820</b>	<b>131,091</b>	<b>132,720</b>	<b>131,466</b>
<b>REVENUE</b>				
From Revenue Fund	258,142	261,807	261,932	259,920
Interest Income	2,690	500	2,000	1,500
<b>TOTAL REVENUE</b>	<b>260,832</b>	<b>262,307</b>	<b>263,932</b>	<b>261,420</b>
<b>TOTAL FUNDS AVAILABLE</b>	<b>394,652</b>	<b>393,398</b>	<b>396,652</b>	<b>392,886</b>
<b>EXPENDITURES</b>				
Interest Expense - October	13,974	10,141	10,141	6,182
Interest Expense - April	12,073	8,178	8,178	4,155
Principal - October	116,992	120,825	120,825	124,784
Principal - April	118,893	122,788	122,788	126,811
<b>TOTAL EXPENDITURES</b>	<b>261,932</b>	<b>261,932</b>	<b>261,932</b>	<b>261,932</b>
<b>ENDING BALANCE</b>	<b>132,720</b>	<b>131,466</b>	<b>134,720</b>	<b>130,954</b>
<b>Transfer From Revenue:</b>				
Arkansas Fund	121,417	123,141	123,199	122,253
Mandeville Fund	23,259	23,590	23,601	23,420
Union Fund	113,466	115,076	115,132	114,247
<b>Total</b>	<b>258,142</b>	<b>261,807</b>	<b>261,932</b>	<b>259,920</b>
<b>Ending Balance:</b>				
Arkansas Fund	62,425	61,835	63,365	61,594
Mandeville Fund	11,959	11,846	12,139	11,799
Union Fund	58,337	57,786	59,216	57,561
<b>Total</b>	<b>132,720</b>	<b>131,466</b>	<b>134,720</b>	<b>130,954</b>

**TEXARKANA WATER UTILITIES**

**Arkansas 2007 Refunding Bond Fund**

	<i>Actual FY 2023</i>	<i>Proposed FY 2024</i>	<i>Revised FY 2024</i>	<i>Proposed FY 2025</i>
<b>BEGINNING BALANCE</b>	<b>117,751</b>	<b>156,875</b>	<b>167,751</b>	<b>190,980</b>
<b>REVENUE</b>				
From Revenue Fund	722,203	721,066	720,864	511,437
From Reserve Fund	28,577	28,577	6,219	6,219
Interest Income	21,526	10,546	17,213	10,000
<b>TOTAL REVENUE</b>	<b>772,306</b>	<b>760,189</b>	<b>744,295</b>	<b>527,656</b>
<b>TOTAL FUNDS AVAILABLE</b>	<b>890,057</b>	<b>917,064</b>	<b>912,046</b>	<b>718,635</b>
<b>EXPENDITURES</b>				
Interest Expense - March	41,153	28,033	28,033	14,318
Interest Expense - September	41,153	28,033	28,033	14,318
Principal - September	640,000	665,000	665,000	690,000
Agent Fees	0	0	0	0
<b>TOTAL EXPENDITURES</b>	<b>722,306</b>	<b>721,066</b>	<b>721,066</b>	<b>718,635</b>
<b>ENDING BALANCE</b>	<b>167,751</b>	<b>195,998</b>	<b>190,980</b>	<b>0</b>
<b>Transfers from Revenue:</b>				
Texas Percentage (X .9533)	62.56%	59.33%	59.33%	57.79%
Texas           61-991-911740	418,118	417,453	418,171	416,046
Arkansas	304,096	303,613	304,135	302,589
<b>Total</b>	<b>722,214</b>	<b>721,066</b>	<b>722,306</b>	<b>718,635</b>

**TEXARKANA WATER UTILITIES**

**Arkansas 2007 Bond Reserve Fund**

	<i>Actual FY 2023</i>	<i>Proposed FY 2024</i>	<i>Revised FY 2024</i>	<i>Proposed FY 2025</i>
<b>BEGINNING BALANCE</b>	<b>724,098</b>	<b>722,375</b>	<b>724,177</b>	<b>755,997</b>
<b>REVENUE</b>				
Interest Income	30,655	26,854	38,039	33,000
<b>TOTAL REVENUE</b>	<b>30,655</b>	<b>26,854</b>	<b>38,039</b>	<b>33,000</b>
<b>TOTAL FUNDS AVAILABLE</b>	<b>754,754</b>	<b>749,229</b>	<b>762,215</b>	<b>788,997</b>
<b>EXPENDITURES</b>				
Transfer to 2007 Bond	30,577	28,577	6,219	6,219
<b>TOTAL EXPENDITURES</b>	<b>30,577</b>	<b>28,577</b>	<b>6,219</b>	<b>6,219</b>
<b>ENDING BALANCE</b>	<b>724,177</b>	<b>720,652</b>	<b>755,997</b>	<b>782,778</b>

**TEXARKANA WATER UTILITIES**

**Arkansas 2023 Bond Fund**

	<i>Actual FY 2023</i>	<i>Proposed FY 2024</i>	<i>Revised FY 2024</i>	<i>Proposed FY 2025</i>
<b>BEGINNING BALANCE</b>	<b>0</b>	<b>0</b>	<b>0</b>	<b>3,802</b>
<b>REVENUE</b>				
From Revenue Fund	0	0	0	697,400
From Capitalized Interest Fund	0	0	910,682	472,400
Interest Income	0	0	3,802	1,500
<b>TOTAL REVENUE</b>	<b>0</b>	<b>0</b>	<b>914,484</b>	<b>1,171,300</b>
<b>TOTAL FUNDS AVAILABLE</b>	<b>0</b>	<b>0</b>	<b>914,484</b>	<b>1,175,102</b>
<b>EXPENDITURES</b>				
Interest Expense - March	0	0	438,282	472,400
Interest Expense - September	0	0	472,400	472,400
Principal - September	0	0	0	225,000
<b>TOTAL EXPENDITURES</b>	<b>0</b>	<b>0</b>	<b>910,682</b>	<b>1,169,800</b>
<b>ENDING BALANCE</b>	<b>0</b>	<b>0</b>	<b>3,802</b>	<b>5,302</b>

**TEXARKANA WATER UTILITIES**

**Arkansas 2024 Bond Fund**

**Projected**

	<i>Actual FY 2023</i>	<i>Proposed FY 2024</i>	<i>Revised FY 2024</i>	<i>Proposed FY 2025</i>
<b>BEGINNING BALANCE</b>	<b>0</b>	<b>0</b>	<b>0</b>	<b>0</b>
<b>REVENUE</b>				
From Revenue Fund	0	0	0	0
From Capitalized Interest Fund	0	0	0	787,913
Interest Income	0	0	0	0
<b>TOTAL REVENUE</b>	<b>0</b>	<b>0</b>	<b>0</b>	<b>787,913</b>
<b>TOTAL FUNDS AVAILABLE</b>	<b>0</b>	<b>0</b>	<b>0</b>	<b>787,913</b>
<b>EXPENDITURES</b>				
Interest Expense - March	0	0	0	0
Interest Expense - September	0	0	0	787,913
Principal - September	0	0	0	0
<b>TOTAL EXPENDITURES</b>	<b>0</b>	<b>0</b>	<b>0</b>	<b>787,913</b>
<b>ENDING BALANCE</b>	<b>0</b>	<b>0</b>	<b>0</b>	<b>0</b>

**TEXARKANA WATER UTILITIES****Texas 2013 Bond Fund**

	<i>Actual FY 2023</i>	<i>Proposed FY 2024</i>	<i>Revised FY 2024</i>	<i>Proposed FY 2025</i>
<b>BEGINNING BALANCE</b>	<b>28,842</b>	<b>33,328</b>	<b>32,553</b>	<b>46,909</b>
<b>REVENUE</b>				
Transfer from Revenue Fund	165,000	163,000	163,000	157,000
Transfer from Reserve Fund	1,593	328	1,234	212
Interest Income	3,674	4,450	13,004	6,502
<b>TOTAL REVENUE</b>	<b>170,267</b>	<b>167,778</b>	<b>177,238</b>	<b>163,714</b>
<b>TOTAL FUNDS AVAILABLE</b>	<b>199,109</b>	<b>201,106</b>	<b>209,791</b>	<b>210,623</b>
<b>EXPENDITURES</b>				
Interest-February	30,778	28,941	28,941	26,841
Interest-August	30,778	28,941	28,941	26,841
Principal	105,000	105,000	105,000	110,000
<b>TOTAL EXPENDITURES</b>	<b>166,556</b>	<b>162,882</b>	<b>162,882</b>	<b>163,681</b>
<b>ENDING BALANCE</b>	<b>32,553</b>	<b>38,224</b>	<b>46,909</b>	<b>46,942</b>

**TEXARKANA WATER UTILITIES**  
**Texas 2023 Bond Fund**

	<i>Actual FY 2023</i>	<i>Proposed FY 2024</i>	<i>Revised FY 2024</i>	<i>Proposed FY 2025</i>
<b>BEGINNING BALANCE</b>	<b>0</b>	<b>0</b>	<b>0</b>	<b>165,488</b>
<b>REVENUE</b>				
Transfer from Revenue Fund	0	825,000	906,000	1,320,000
Transfer from Reserve Fund	0	0	5,687	1,087
Interest Income	0	0	4,389	3,000
<b>TOTAL REVENUE</b>	<b>0</b>	<b>825,000</b>	<b>916,076</b>	<b>1,324,087</b>
<b>TOTAL FUNDS AVAILABLE</b>	<b>0</b>	<b>825,000</b>	<b>916,076</b>	<b>1,489,575</b>
<b>EXPENDITURES</b>				
Interest-February	0	313,500	286,307	464,281
Interest-August	0	511,500	464,281	464,281
Principal	0	0	0	455,000
<b>TOTAL EXPENDITURES</b>	<b>0</b>	<b>825,000</b>	<b>750,588</b>	<b>1,383,563</b>
<b>ENDING BALANCE</b>	<b>0</b>	<b>0</b>	<b>165,488</b>	<b>106,012</b>

**TEXARKANA WATER UTILITIES**  
**TEXAS BOND RESERVE FUND**

	<i>Actual FY 2023</i>	<i>Proposed FY 2024</i>	<i>Revised FY 2024</i>	<i>Proposed FY 2025</i>
<b>BEGINNING BALANCE</b>	<b>715,140</b>	<b>712,511</b>	<b>718,616</b>	<b>712,865</b>
<b>REVENUE</b>				
Transfer from Revenue Fund	0	0	0	0
Interest Income	6,921	328	1,169	2,000
<b>TOTAL REVENUE</b>	<b>6,921</b>	<b>328</b>	<b>1,169</b>	<b>2,000</b>
<b>TOTAL FUNDS AVAILABLE</b>	<b>722,060</b>	<b>712,839</b>	<b>719,785</b>	<b>714,865</b>
<b>EXPENDITURES</b>				
Transfer Interest to 2013 Bond Fund	1,593	328	1,234	129
Transfer Interest to 2020A Bond Fund	1,851	0	0	0
Transfer Interest to 2023 Bond Fund	0	0	5,687	1,087
<b>TOTAL EXPENDITURES</b>	<b>3,444</b>	<b>328</b>	<b>6,921</b>	<b>1,216</b>
<b>ENDING BALANCE</b>	<b>718,616</b>	<b>712,511</b>	<b>712,865</b>	<b>713,648</b>



**TEXARKANA WATER UTILITIES**  
**Arkansas Capital Improvement Fund**

		<i>Actual FY 2023</i>	<i>Proposed FY 2024</i>	<i>Revised FY 2024</i>	<i>Proposed FY 2025</i>	
<b>BEGINNING BALANCE</b>		<b>470,402</b>	<b>164,218</b>	<b>146,452</b>	<b>144,816</b>	
<b>REVENUE</b>						
Transfers from Revenue Fund	61-994-941211	400,000	435,000	435,000	600,000	
Interest Income	61-911-611116	0	0	0	0	
Pro-rata Income - Cust	61-090-491136	1,440	1,440	1,440	1,440	
Plans/ Permits	61-080-481119	0	0	0	0	
<b>TOTAL REVENUE</b>		<b>401,440</b>	<b>436,440</b>	<b>436,440</b>	<b>601,440</b>	
<b>TOTAL FUNDS AVAILABLE</b>		<b>871,842</b>	<b>600,658</b>	<b>582,892</b>	<b>746,256</b>	
	Water Projects --> 61-000-135111 + Proj No.					
	Sewer Projects --> 61-000-135131 + Proj No.					
	Equipment --> 61-000-135151 + Proj No.					
<b>EXPENDITURES</b>						
Loop Dead End Mains		A122125	84,793	75,000	38,801	0
College Hill Tank Overflow Repair		A122126	52,965	0	0	0
AR Share of Rate Study		A122127	2,291	0	0	0
Front Street Water/Sewer Extension		A122241	221,575	0	0	0
Sugarhill Road @ Sanderson Sewer Extension		A122243	21,724	0	0	0
Sewer System Improvements- 2023		A122340	7,419	0	0	0
Hydraulic Water Master Plan (Total = \$350,000)		A122321	26,446	33,860	85,849	0
Extend Sewer to Houses not Served		A122341	253,760	75,000	68,660	75,000
Chlorine Conversion Project 2023		A122322	54,419	0	0	0
Chlorine Conversion Project 2024		A122426	0	35,000	35,000	0
Water System Improvements- 2024		A122420	0	75,000	34,945	0
Sewer System Improvements- 2024		A122440	0	125,000	125,000	0
Energy Audit-2024		A122441	0	122,010	0	122,010
HVAC Replacement Wood Street	A122430		0	55,311	19,318	126,630
Revenue & Water Loss Audit		A122425	0	0	30,503	50,838
Water System Improvements-2025		A122520	0	0	0	60,000
Chlorine Conversion Project 2025		A122521	0	0	0	35,000
Sewer System Improvements-2025		A122540	0	0	0	100,000
Loop Dead End Mains-2025		A122522	0	0	0	60,000
Wood Street Parking Lot	A122530		0	0	0	40,670
U of A Way Water Extension & Looping		A122523	0	0	0	60,000
<b>TOTAL EXPENDITURES</b>			<b>725,390</b>	<b>596,181</b>	<b>438,076</b>	<b>730,148</b>
<b>ENDING BALANCE</b>			<b>146,452</b>	<b>4,477</b>	<b>144,816</b>	<b>16,109</b>

TEXARKANA WATER UTILITIES

**Arkansas Infrastructure Fund**

		<i>Actual FY 2023</i>	<i>Proposed FY 2024</i>	<i>Revised FY 2024</i>	<i>Proposed FY 2025</i>
<b>BEGINNING BALANCE</b>		<b>107,799</b>	<b>32,238</b>	<b>335,408</b>	<b>140,544</b>
<b>REVENUE</b>					
Transfer from Revenues-Infrastr Fees	61-994-941224	265,090	247,818	277,801	278,581
Transfer from City of Txk, AR-ARPA Funds		0	1,724,190	1,724,190	0
Reimbursement from AR DOT		139,100	3,750,000	3,949,500	300,000
Additional Transfer from Revenues	61-994-941224	150,000	170,000	120,000	160,000
Interest Income	61-911-611124	0	0	0	0
<b>TOTAL REVENUE</b>		<b>554,190</b>	<b>5,892,008</b>	<b>6,071,491</b>	<b>738,581</b>
<b>TOTAL FUNDS AVAILABLE</b>		<b>661,989</b>	<b>5,924,246</b>	<b>6,406,899</b>	<b>879,125</b>
61-000-135157- Proj No.					
<b>EXPENDITURES</b>					
Transfer to City Gen Fd-Storm Wtr	61-932-631112	88,323	82,606	90,866	90,870
Engineering/Design-Nix Creek	A152001	43,012	0	18,200	0
Replace/Upsize Water Mains	A152002	2,330	125,000	201,002	0
Replace Brick Manholes	A152003	0	40,000	0	0
Animal Shelter Sewer Rehab	A152004	0	0	91	0
US Hwy 71 North - 42" Water Main Relocation	A152202	3,238	3,750,000	3,949,500	300,000
US Hwy 71 North - Engineering Fee	A152203	142,082	0	15,925	0
Nix Creek Sewer Trunk Main Impr-ARPA Funds	A152204	18,255	1,740,771	1,740,771	0
Replace Deteriorated Sewer Mains	A152301	0	175,000	0	0
Hwy 82E 6" Water Line Extension	A152302	29,340	0	0	0
12" Sewer Rehab East Broad & 3rd	A152401	0	0	250,000	0
Replace/Upsize Water Mains	A152501	0	0	0	100,000
Replace Brick Manholes	A152502	0	0	0	40,000
Replace Deteriorated Water Mains	A152503	0	0	0	175,000
Replace Deteriorated Sewer Mains	A152504	0	0	0	150,000
<b>TOTAL EXPENDITURES</b>		<b>326,581</b>	<b>5,913,377</b>	<b>6,266,355</b>	<b>855,870</b>
<b>ENDING BALANCE</b>		<b>335,408</b>	<b>10,869</b>	<b>140,544</b>	<b>23,254</b>

**TEXARKANA WATER UTILITIES**  
**Arkansas Millwood Water Rights Fund**

	<i>Actual FY 2023</i>	<i>Proposed FY 2024</i>	<i>Revised FY 2024</i>	<i>Proposed FY 2025</i>
<b>BEGINNING BALANCE</b>	<b>235,743</b>	<b>235,860</b>	<b>235,822</b>	<b>235,942</b>
<b>REVENUE</b>				
Transfer from Revenues -99.8 MGD	541,522	541,522	541,522	541,522
Interest Income	79	117	121	121
<b>TOTAL REVENUE</b>	<b>541,600</b>	<b>541,639</b>	<b>541,642</b>	<b>541,643</b>
<b>TOTAL FUNDS AVAILABLE</b>	<b>777,344</b>	<b>777,499</b>	<b>777,464</b>	<b>777,585</b>
<b>EXPENDITURES</b>				
Annual Principal Payment on 99.8 MGD 000-236112	172,653	177,197	177,197	181,861
Annual Interest Payment on 99.8 MGD 921-621112	368,869	364,325	364,325	359,661
<b>TOTAL EXPENDITURES</b>	<b>541,522</b>	<b>541,522</b>	<b>541,522</b>	<b>541,522</b>
<b>ENDING BALANCE</b>	<b>235,822</b>	<b>235,978</b>	<b>235,942</b>	<b>236,063</b>

**TEXARKANA WATER UTILITIES**

**Arkansas 2023 Bond Construction Fund**

	<i>Actual FY 2023</i>	<i>Proposed FY 2024</i>	<i>Revised FY 2024</i>	<i>Proposed FY 2025</i>
<b>BEGINNING BALANCE</b>	0	0	17,526,866	17,979,736
<b>REVENUE</b>				
Transfer from Revenue Fund	0	0	0	0
Receipt of Bond Proceeds	17,526,866	0	0	0
Interest Income	0	0	751,275	300,000
<b>TOTAL REVENUE</b>	<b>17,526,866</b>	<b>0</b>	<b>751,275</b>	<b>300,000</b>
<b>TOTAL FUNDS AVAILABLE</b>	<b>17,526,866</b>	<b>0</b>	<b>18,278,141</b>	<b>18,279,736</b>
<b>EXPENDITURES</b>				
Jefferson Ave. 8" Sewer Extension A492301	0	0	293,423	0
(AMI) Automatic Metering Infrastructure A492402	0	0	4,982	5,995,018
Loop Dead End Mains	0	0	0	357,484
Identify Lead & Galvanized water lines	0	0	0	600,000
Upgrade to 24" water main (Loop 245)	0	0	0	2,164,756
Partial replacement 36" Water Main (N.Stateline)	0	0	0	1,350,000
Nix Creek Sewer Improvements Ph I	0	0	0	1,700,000
Replace deteriorated sewer mains/manholes	0	0	0	150,000
New 12" water main along Hwy 71/Hwy237	0	0	0	1,725,000
Extend Water & Sewer to the REDI site	0	0	0	900,000
North Texarkana WWTP Upgrade	0	0	0	3,337,478
<b>TOTAL EXPENDITURES</b>	<b>0</b>	<b>0</b>	<b>298,405</b>	<b>18,279,736</b>
<b>ENDING BALANCE</b>	<b>17,526,866</b>	<b>0</b>	<b>17,979,736</b>	<b>(0)</b>

**TEXARKANA WATER UTILITIES**

**Arkansas 2024 Bond Construction Fund**

(Projected)

	<i>Actual FY 2023</i>	<i>Proposed FY 2024</i>	<i>Revised FY 2024</i>	<i>Proposed FY 2025</i>
<b>BEGINNING BALANCE</b>	0	0	0	22,122,662
<b>REVENUE</b>				
Transfer from Revenue Fund	0	0	0	0
Receipt of Bond Proceeds	0	0	21,622,662	0
Interest Income	0	0	500,000	0
<b>TOTAL REVENUE</b>	0	0	22,122,662	0
<b>TOTAL FUNDS AVAILABLE</b>	0	0	22,122,662	22,122,662
<b>EXPENDITURES</b>				
(AMI) Automatic Metering Infrastructure      A492402	0	0	0	1,938,168
Loop Dead End Mains	0	0	0	500,000
Upgrade to 24" water main (Loop 245)	0	0	0	204,494
Replace section of 36" Water Main along N. Stateline Ave.	0	0	0	304,000
Extend Water & Sewer to the REDI site	0	0	0	1,100,000
North Texarkana WWTP Upgrade	0	0	0	2,136,000
Stateline Corridor	0	0	0	3,000,000
Nix Creek Sewer Improvements Ph II	0	0	0	3,500,000
500,000 Gallons Elevated Tank-Lakewood	0	0	0	3,240,000
Upgrade Millwood WTP to 20MGD	0	0	0	5,700,000
<b>TOTAL EXPENDITURES</b>	0	0	0	21,622,662
<b>ENDING BALANCE</b>	0	0	22,122,662	500,000

**TEXARKANA WATER UTILITIES**  
**Arkansas Personnel Policy Fund**

	<i>Actual FY 2023</i>	<i>Proposed FY 2024</i>	<i>Revised FY 2024</i>	<i>Proposed FY 2025</i>
<b>BEGINNING BALANCE</b>	<b>185,760</b>	<b>200,667</b>	<b>206,963</b>	<b>252,931</b>
<b>REVENUE</b>				
Transfer from Revenues	130,000	130,000	110,000	130,000
Interest Income	817	731	374	350
<b>TOTAL REVENUE</b>	<b>130,817</b>	<b>130,731</b>	<b>110,374</b>	<b>130,350</b>
<b>TOTAL FUNDS AVAILABLE</b>	<b>316,576</b>	<b>331,398</b>	<b>317,337</b>	<b>383,281</b>
<b>EXPENDITURES</b>				
Termination Pay-Incl. Social Security	40,016	45,439	34,669	40,041
Post Retirement Insurance	69,597	61,832	29,737	53,722
<b>TOTAL EXPENDITURES</b>	<b>109,613</b>	<b>107,271</b>	<b>64,406</b>	<b>93,763</b>
<b>ENDING BALANCE</b>	<b>206,963</b>	<b>224,127</b>	<b>252,931</b>	<b>289,517</b>

**Accrued Compensated Absences:**

**Arkansas:**

Current	39,166	39,000	39,000	41,000
Long Term	190,033	220,000	220,000	215,000
<b>Total</b>	<b>229,199</b>	<b>259,000</b>	<b>259,000</b>	<b>256,000</b>

TEXARKANA WATER UTILITIES

**Millwood Water Treatment Plant Depreciation Fund**

		<i>Actual FY 2023</i>	<i>Proposed FY 2024</i>	<i>Revised FY 2024</i>	<i>Proposed FY 2025</i>
<b>BEGINNING BALANCE</b>		<b>622,051</b>	<b>154,749</b>	<b>448,565</b>	<b>637,125</b>
<b>REVENUE</b>					
Transfer from Revenues	61-994-941222	490,000	575,000	575,000	575,000
TML Insurance Proceeds		0	0	250,469	0
Plans/Specs/Scrap Metal Income		1,077	500	0	150
Interest Income	61-911-611118	1,901	1,850	0	0
<b>TOTAL REVENUE</b>		<b>492,977</b>	<b>577,350</b>	<b>825,469</b>	<b>575,150</b>
<b>TOTAL FUNDS AVAILABLE</b>		<b>1,115,029</b>	<b>732,099</b>	<b>1,274,034</b>	<b>1,212,275</b>
<b>EXPENDITURES</b>					
Valve Replacement Filters 3,4,7 & 8	A/T 132003	360,123	0	0	0
SCADA Upgrade	A/T 132006	76,721	0	0	0
Basin Lining (1)	A/T 132008	2,120	0	0	0
Low Service Repair/Rebuild	A/T 132106	7,764	0	0	0
High Service Repair/Rebuild	A/T 132107	6,128	100,000	0	0
#2 Low Service Pump Bowl Rebuild	A/T 132314	29,299	0	0	0
Sludge Pond Cleaning 2022	A/T 132201	197	0	202,887	0
Valves/Actuators for (3) Sludge Lines	A/T 132301	22,206	0	0	0
Concrete Work MW Plant	A/T 132303	0	0	9,674	0
Front Gate Actuator	A/T 132305	8,800	0	0	0
Add VFD's to Low Service Pumps	A/T 132306	8,925	20,000	47,490	0
#2 High Service Actuator	A/T 132307	85,696	0	7,608	0
(2) Lagoon Pumps	A/T 132308	0	30,000	0	0
Paint Exposed Metal	A/T 132309	13,081	0	0	0
Basin Drain Electrical	A/T 132310	0	15,000	15,000	0
Valve Replacement Filters 1 & 2	A/T 132311	0	100,000	129,000	0
Concrete Basin Repair	A/T 132312	45,404	0	0	0
High Service Controls Point to Point	A/T 132401	0	30,000	30,000	0
Cover for Transfer Switch/Generator	A/T 132402	0	30,000	0	30,000
Zero Turn Mower Replacement	A/T 132403	0	16,500	14,239	0
Tractor Replacement w/Bush Hog	A/T 132404	0	80,000	70,000	0
Rebuild Low Service Pump & Motor	A/T 132405	0	100,000	11,011	0
Rebuild High Service Pump & Motor	A/T 132406	0	100,000	100,000	0
Road Repair for Loop around Plant	A/T 132407	0	100,000	0	0
Replace MW Motor Control Center (MCC)	A/T 132501	0	0	0	400,000
Replace High Service Controls	A/T 132502	0	0	0	15,000
Heating for Chlorine Building	A/T 132503	0	0	0	8,000
Cooling for High Service Building	A/T 132504	0	0	0	8,000
Wiring from High Service Building to MCC	A/T 132505	0	0	0	112,000
High Service Repair/Rebuild 2025	A/T 132506	0	0	0	100,000
Low Service Repair/Rebuild 2025	A/T 132507	0	0	0	100,000
Replace High Service Mag Meter	A/T 132509	0	0	0	65,000
Replace Spectrometer	A/T 132510	0	0	0	7,000
Chlorine Analyzer Boards & Install	A/T 132511	0	0	0	5,000
Sludge Pond Cleaning 2025-(2)	A/T 132512	0	0	0	200,000
Ammonia Shed	A/T 132513	0	0	0	10,000
20' X 45' Cover for Switch Gear	A/T 132514	0	0	0	25,000
Chlorine Evacuation System Upgrade	A/T 132515	0	0	0	9,000
<b>TOTAL EXPENDITURES</b>		<b>666,463</b>	<b>721,500</b>	<b>636,909</b>	<b>1,094,000</b>
<b>ENDING BALANCE</b>		<b>448,565</b>	<b>10,599</b>	<b>637,125</b>	<b>118,275</b>

**Millwood Water Treatment Plant Depreciation Fund**

		<i>Actual FY 2023</i>	<i>Proposed FY 2024</i>	<i>Revised FY 2024</i>	<i>Proposed FY 2025</i>
<b>Transfers from Revenue:</b>	TX Ratio	62.56%	59.33%	59.33%	57.79%
Arkansas Share		56,160	61,005	61,005	63,315
Additional Contribution-Arkansas		0	0	0	0
<b>Arkansas Total</b>		<b>56,160</b>	<b>61,005</b>	<b>61,005</b>	<b>63,315</b>
Texas Share		93,840	88,995	88,995	86,685
Additional Contribution-Texas		340,000	425,000	425,000	425,000
<b>Texas Total</b>		<b>433,840</b>	<b>513,995</b>	<b>513,995</b>	<b>511,685</b>
<b>Total</b>		<b>490,000</b>	<b>575,000</b>	<b>575,000</b>	<b>575,000</b>



**TEXARKANA WATER UTILITIES**

**North Texarkana WWTP Depreciation Fund**

	<i>Actual FY 2023</i>	<i>Proposed FY 2024</i>	<i>Revised FY 2024</i>	<i>Proposed FY 2025</i>
<b>BEGINNING BALANCE</b>	<b>23,897</b>	<b>102,928</b>	<b>37,027</b>	<b>27,531</b>
<b>REVENUE</b>				
Transfer from Revenues	60,000	75,000	75,000	75,000
Interest Income	0	0	0	0
<b>TOTAL REVENUE</b>	<b>60,000</b>	<b>75,000</b>	<b>75,000</b>	<b>75,000</b>
<b>TOTAL FUNDS AVAILABLE</b>	<b>83,897</b>	<b>177,928</b>	<b>112,027</b>	<b>102,531</b>
<b>EXPENDITURES</b>				
Driveway & Parking Lot Repairs	A/T 132234	0	10,000	0
NT Clarifier Drive Replacement	A/T 132330	46,870	0	0
UV Module Rebuild	A/T 132331	0	0	9,099
Grit Auger Replacement	A/T 132430	0	20,000	20,000
RAS Pump Repair	A/T 132431	0	19,000	19,000
UV System Repairs 2024	A/T 132432	0	20,000	19,954
Air Leak Repairs 2024	A/T 132433	0	30,000	16,442
Replace Heliscrew Barscreen	A/T 132516	0	0	0
Pump, Motor, VFD Replacements 2025	A/T 132517	0	0	0
		0	0	50,000
<b>TOTAL EXPENDITURES</b>	<b>46,870</b>	<b>99,000</b>	<b>84,496</b>	<b>90,000</b>
<b>ENDING BALANCE</b>	<b>37,027</b>	<b>78,928</b>	<b>27,531</b>	<b>12,531</b>
<b>Transfers from Revenue:</b>				
Texas Percentage	39.00000%	39.00000%	39.00000%	39.00000%
Arkansas Share	36,600	45,750	45,750	45,750
Texas Share	23,400	29,250	29,250	29,250
<b>Total</b>	<b>60,000</b>	<b>75,000</b>	<b>75,000</b>	<b>75,000</b>

**TEXARKANA WATER UTILITIES**

**Mandeville Depreciation Fund**

	<i>Actual FY 2023</i>	<i>Proposed FY 2024</i>	<i>Revised FY 2024</i>	<i>Proposed FY 2025</i>
<b>BEGINNING BALANCE</b>	<b>143,540</b>	<b>118,540</b>	<b>150,265</b>	<b>150,265</b>
<b>REVENUE</b>				
Transfer from Revenues	15,000	0	0	0
Interest Income	0	0	0	0
<b>TOTAL REVENUE</b>	<b>15,000</b>	<b>0</b>	<b>0</b>	<b>0</b>
<b>TOTAL FUNDS AVAILABLE</b>	<b>158,540</b>	<b>118,540</b>	<b>150,265</b>	<b>150,265</b>
	81-000-135112-Proj No.			
<b>EXPENDITURES</b>				
Automatic Water Flush Valves - 2023   132301	8,275	0	0	0
MC 362 along Dooley Ferry Road   132401	0	75,000	0	0
<b>TOTAL EXPENDITURES</b>	<b>8,275</b>	<b>75,000</b>	<b>0</b>	<b>0</b>
<b>ENDING BALANCE</b>	<b>150,265</b>	<b>43,540</b>	<b>150,265</b>	<b>150,265</b>

TEXARKANA WATER UTILITIES

**Union Depreciation Fund**

		<i>Actual FY 2023</i>	<i>Proposed FY 2024</i>	<i>Revised FY 2024</i>	<i>Proposed FY 2025</i>
<b>BEGINNING BALANCE</b>		<b>180,481</b>	<b>151,281</b>	<b>220,830</b>	<b>94,092</b>
<b>REVENUE</b>					
Transfer from Revenues	82-994-941226	50,000	0	0	0
Interest Income	82-911-611118	0	0	0	0
<b>TOTAL REVENUE</b>		<b>50,000</b>	<b>0</b>	<b>0</b>	<b>0</b>
<b>TOTAL FUNDS AVAILABLE</b>		<b>230,481</b>	<b>151,281</b>	<b>220,830</b>	<b>94,092</b>
	82-000-135112-Proj No.				
<b>EXPENDITURES</b>					
Water System Improvements	U132102	9,651	0	76,061	0
(2) Auto Flushers	U132401	0	0	50,677	0
<b>TOTAL EXPENDITURES</b>		<b>9,651</b>	<b>0</b>	<b>126,738</b>	<b>0</b>
<b>ENDING BALANCE</b>		<b>220,830</b>	<b>151,281</b>	<b>94,092</b>	<b>94,092</b>

**TEXARKANA WATER UTILITIES**  
**Texas Capital Improvement Fund**

		<b>Actual FY 2023</b>	<b>Proposed FY 2024</b>	<b>Revised FY 2024</b>	<b>Proposed FY 2025</b>
<b>BEGINNING BALANCE</b>		<b>1,233,276</b>	<b>275,875</b>	<b>1,429,585</b>	<b>685,205</b>
<b>REVENUE</b>					
Transfer from Revenue Fund	62-994-941211	1,774,997	1,650,000	712,500	1,650,000
Transfer from Txk, TX General Fund		1,000,000	2,264,000	1,272,416	2,025,374
Interest Income	62-911-611116	41,939	41,070	61,148	38,000
Plans/Specs		150	0	0	0
State Reimbursements/ DOT		452,210	0	326,846	0
<b>TOTAL REVENUE</b>		<b>3,269,296</b>	<b>3,955,070</b>	<b>2,372,911</b>	<b>3,713,374</b>
<b>TOTAL FUNDS AVAILABLE</b>		<b>4,502,572</b>	<b>4,230,945</b>	<b>3,802,496</b>	<b>4,398,579</b>
	Water Projects --> 62-000-135111+Proj No.				
	Sewer Projects --> 62-000-135131+Proj No.				
	Equipment --> 62-000-135151+Proj No.				
<b>EXPENDITURES</b>					
Loop Dead End Mains		T122023	482,365	0	0
Dead End Wtr Mains-S.Txk Ph I		T122027	1,476	0	0
2018 Annexation Engineering Fee		T122042	1,000	0	3,000
2018 Annexation Areas Water & Sewer		T122141	452,934	881,926	1,275,610
Transfer to Txk, TX General Fund			1,000,000	1,000,000	1,000,000
Looping Dead End Mains PH III-2022		T122203	209,414	0	0
St. Michael Drive/Kings Hwy Sewer		T122241	13,129	0	0
Ledwell Sewer Relocation		T122242	272,970	0	0
Sewer System Improvements-2023		T122340	0	125,000	0
Macedonia Eylau Install Meters at Lift Stations		T122341	19,227	0	1,052
Water System Improvements-2023		T122320	0	75,000	0
Hydraulic Water Master Plan (Total = \$350,000)		T122321	44,189	56,578	129,545
Chlorine Conversion Project 2023		T122322	22,022	0	0
Macedonia Eylau Relocate Master Meters		T122323	499,793	0	159,202
Rose Acre 6" W Main Ext		T122324	39,035	0	7,611
Replace Wood Street Transfer Switch		T122334	15,433	0	0
HVAC Replacement Wood Street		T122430	0	80,689	28,182
I-30 Tank Cleaning		T122431	0	0	16,600
Energy Audit-2024		T122441	0	177,990	0
Hwy 59 Sewer Extension Loop 151 to Kings Hwy		T122442	0	205,000	0
S. Wake Village Road Sewer Improvements		T122443	0	558,000	37,978
Water System Improvements-2024		T122420	0	0	548
Chlorine Conversion Project 2024		T122426	0	40,000	40,000
Looping Dead End Mains Ph II-2024		T122427	0	706,000	0
Water & Sewer Improvements @ Old Redlick Rd. to FM 2148		T122428	0	300,000	0
Spring Lake Park 6" Water/Sewer Relocation-TCH		T122429	0	0	238,467
Grady T. Wallace Sewer Relocation-TCH		T122444	0	0	135,000
Revenue & Water Loss Audit		T122425	0	0	44,498
Water System Improvements-2025		T122520	0	0	0
Chlorine Conversion Project 2025		T122521	0	0	0
Sewer System Improvements-2025		T122540	0	0	0
Wood Street Parking Lot Paving		T122530	0	0	0
<b>TOTAL EXPENDITURES</b>		<b>3,072,987</b>	<b>4,206,183</b>	<b>3,117,290</b>	<b>4,359,707</b>
<b>ENDING BALANCE</b>		<b>1,429,585</b>	<b>24,762</b>	<b>685,205</b>	<b>38,873</b>

TEXARKANA WATER UTILITIES  
**Texas Infrastructure Fund**

	<i>Actual FY 2023</i>	<i>Proposed FY 2024</i>	<i>Revised FY 2024</i>	<i>Proposed FY 2025</i>
<b>BEGINNING BALANCE</b>	<b>860,168</b>	<b>228,316</b>	<b>1,082,922</b>	<b>50,023</b>
<b>REVENUE</b>				
Transfer from Revenues	578,493	557,829	557,829	597,204
Additional Transfer from Revenues	236,000	100,000	188,021	0
Interest Income	35,135	34,870	20,238	15,000
<b>TOTAL REVENUE</b>	<b>849,628</b>	<b>692,699</b>	<b>766,088</b>	<b>612,204</b>
<b>TOTAL FUNDS AVAILABLE</b>	<b>1,709,796</b>	<b>921,015</b>	<b>1,849,010</b>	<b>662,227</b>
<b>EXPENDITURES</b>				
TX Water and Sewer Rate Study-NewGen T152103	0	0	105	0
916 S. Hill Rd. 6" Swr Ext T152104	(742)	0	0	0
Barkwood Sewer Replace/Relocation T152202	9,254	500,000	1,359,721	0
Replace deteriorated water mains T152301	0	75,000	0	0
Replace water mains under 6" T152302	0	0	0	0
Replace/Line Manholes T152303	0	50,000	0	0
Replace deteriorated sewer mains T152304	0	75,000	0	0
Ledwell Sewer Relocation T152305	24,284	0	0	0
Kenwood 21" Sewer Main Replace-Emergency T152306	123,865	0	0	0
Replace Sewer Main @ I-30 & Cowhorn Creek T152307	369,645	0	439,160	0
Replace 18" Sewer Main-Findley Street T152308	100,567	0	0	0
Moores Lane Sewer-Replace LS w/Gravity Main T152401	0	100,000	0	200,000
Replace deteriorated water mains 2025 T152505	0	0	0	150,000
Replace deteriorated sewer mains 2025 T152506	0	0	0	200,000
Replace/Line Manholes 2025 T152507	0	0	0	50,000
<b>TOTAL EXPENDITURES</b>	<b>626,874</b>	<b>800,000</b>	<b>1,798,986</b>	<b>600,000</b>
<b>ENDING BALANCE</b>	<b>1,082,922</b>	<b>121,015</b>	<b>50,023</b>	<b>62,227</b>

**TEXARKANA WATER UTILITIES**

**Wright Patman Corps of Engineers Cost Fund**

	<i>Actual FY 2023</i>	<i>Proposed FY 2024</i>	<i>Revised FY 2024</i>	<i>Proposed FY 2025</i>
<b>BEGINNING BALANCE</b>	<b>11,013,761</b>	<b>13,155,172</b>	<b>13,360,483</b>	<b>15,055,786</b>
<b>REVENUES</b>				
Transfer from Revenue Fund	1,841,509	1,000,000	1,000,000	1,000,000
Interest Income	550,213	486,457	755,303	652,758
<b>TOTAL REVENUE</b>	<b>2,391,722</b>	<b>1,486,457</b>	<b>1,755,303</b>	<b>1,652,758</b>
<b>TOTAL FUNDS AVAILABLE</b>	<b>13,405,483</b>	<b>14,641,629</b>	<b>15,115,786</b>	<b>16,708,544</b>
<b>EXPENDITURES</b>				
LWP Water Rights Legal/Prof. Svcs	45,000	60,000	60,000	60,000
<b>TOTAL EXPENDITURES</b>	<b>45,000</b>	<b>60,000</b>	<b>60,000</b>	<b>60,000</b>
<b>ENDING BALANCE</b>	<b>13,360,483</b>	<b>14,581,629</b>	<b>15,055,786</b>	<b>16,648,544</b>

**TEXARKANA WATER UTILITIES**

**Texas 2023 Bond Construction Fund**

	<i>Actual FY 2023</i>	<i>Proposed FY 2024</i>	<i>Revised FY 2024</i>	<i>Proposed FY 2025</i>
<b>BEGINNING BALANCE</b>	<b>0</b>	<b>0</b>	<b>0</b>	<b>20,872,453</b>
<b>REVENUE</b>				
Receipt of Bond Proceeds	0	0	20,000,000	0
Refund of Issuance Cost	0	0	7,766	0
Interest Income	0	0	864,687	325,000
<b>TOTAL REVENUE</b>	<b>0</b>	<b>0</b>	<b>20,872,453</b>	<b>325,000</b>
<b>TOTAL FUNDS AVAILABLE</b>	<b>0</b>	<b>0</b>	<b>20,872,453</b>	<b>21,197,453</b>
<b>EXPENDITURES</b>				
(AMI) Automatic Metering Infrastructure	0	0	0	10,400,715
Dead End Looping	0	0	0	700,000
Lead & Copper Identification	0	0	0	1,612,133
Millwood WTP Upgrade to 20MGD	0	0	0	3,294,030
Stateline Metering	0	0	0	3,993,122
<b>TOTAL EXPENDITURES</b>	<b>0</b>	<b>0</b>	<b>0</b>	<b>20,000,000</b>
<b>ENDING BALANCE</b>	<b>0</b>	<b>0</b>	<b>20,872,453</b>	<b>1,197,453</b>

**TEXARKANA WATER UTILITIES**

**Texas Personnel Policy Fund**

	<i>Actual FY 2023</i>	<i>Proposed FY 2024</i>	<i>Revised FY 2024</i>	<i>Proposed FY 2025</i>
<b>BEGINNING BALANCE</b>	<b>221,120</b>	<b>195,694</b>	<b>216,065</b>	<b>245,465</b>
<b>REVENUE</b>				
Transfer from Revenues	130,000	130,000	130,000	130,000
Interest Income	5,477	6,839	8,589	5,000
<b>TOTAL REVENUE</b>	<b>135,477</b>	<b>136,839</b>	<b>138,589</b>	<b>135,000</b>
<b>TOTAL FUNDS AVAILABLE</b>	<b>356,598</b>	<b>332,533</b>	<b>354,654</b>	<b>380,465</b>
<b>EXPENDITURES</b>				
Termination Pay-Incl. Social Security	81,725	64,101	87,039	84,382
Post Retirement Benefits	58,808	55,198	22,149	40,479
<b>TOTAL EXPENDITURES</b>	<b>140,533</b>	<b>119,299</b>	<b>109,189</b>	<b>124,861</b>
<b>ENDING BALANCE</b>	<b>216,065</b>	<b>213,234</b>	<b>245,465</b>	<b>255,604</b>
<b>Accrued Compensated Absenses:</b>				
<b>Texas:</b>				
Current	64,033	72,500	72,500	67,000
Long Term	367,367	400,000	400,000	375,000
<b>Total</b>	<b>431,400</b>	<b>472,500</b>	<b>472,500</b>	<b>442,000</b>



**TEXARKANA WATER UTILITIES**

**Wagoner Creek Capital Improvement Fund**

	<i>Actual FY 2023</i>	<i>Proposed FY 2024</i>	<i>Revised FY 2024</i>	<i>Proposed FY 2025</i>
<b>BEGINNING BALANCE</b>	<b>285,321</b>	<b>849,053</b>	<b>785,360</b>	<b>685,938</b>
<b>REVENUES</b>				
Transfer from Revenue Fund	36,944	73,887	73,887	204,964
Transfer from Txk, TX	750,000	0	0	0
Contributions From Wake Village	73,887	73,887	73,887	204,964
Contributions from Nash	73,887	73,887	73,887	204,964
Interest Income	11,364	6,787	22,178	16,771
<b>TOTAL REVENUE</b>	<b>946,082</b>	<b>228,448</b>	<b>243,839</b>	<b>631,662</b>
<b>TOTAL FUNDS AVAILABLE</b>	<b>1,231,404</b>	<b>1,077,501</b>	<b>1,029,198</b>	<b>1,317,600</b>
<b>EXPENDITURES</b>				
WC Engineering Fee/Misc. Repairs	T122070 52,815	200,000	18,415	200,000
WC Clarifier Gear Box	T122175 253,298	0	0	0
Replace WC Pump	T122370 39,316	0	0	0
Emergency Repair West Tank Air Header Drops & Diffusers	T122371 25,084	0	0	0
Contact Chamber Repairs	T122372 36,531	0	25,554	0
Aeration Tank Clean Out	T122373 39,000	0	0	0
WC Trunk Main Repairs	T122470 0	0	299,291	0
<b>TOTAL EXPENDITURES</b>	<b>446,044</b>	<b>200,000</b>	<b>343,260</b>	<b>200,000</b>
<b>ENDING BALANCE</b>	<b>785,360</b>	<b>877,501</b>	<b>685,938</b>	<b>1,117,600</b>

TEXARKANA WATER UTILITIES

**LTWSC Capital Improvement Fund**

		<b>Actual FY 2023</b>	<b>Proposed FY 2024</b>	<b>Revised FY 2024</b>	<b>Proposed FY 2025</b>
<b>BEGINNING BALANCE</b>		<b>815,511</b>	<b>329,987</b>	<b>1,060,217</b>	<b>7,807</b>
<b>REVENUE</b>					
Member Cities		55,274	71,856	71,856	55,274
Transfers from Arkansas		166,506	235,131	235,131	187,719
Transfers from Texas		278,220	343,013	343,013	257,007
TML Insurance Proceeds		0	0	140,300	0
Interest Income		32,161	31,350	19,384	15,000
Miscellaneous		668	500	1,911	1,000
<b>TOTAL REVENUE</b>		<b>532,829</b>	<b>681,850</b>	<b>811,596</b>	<b>516,000</b>
<b>TOTAL FUNDS AVAILABLE</b>		<b>1,348,340</b>	<b>1,011,837</b>	<b>1,871,813</b>	<b>523,807</b>
Influent Valve & Actuator	L122104	17,580	0	0	0
WP WTP Parking Lot/Rd Repair	L122201	0	0	69,076	0
Install Vents-3.0 MG Clearwells	L122203	33,563	0	0	0
Repair outside of GST's-NB, Hooks, Dekalb	L122204	0	0	86,329	0
EIM Actuators-Annona & Avery	L122210	4,658	0	0	0
2 PLC's for Member Cities	L122211	18,192	0	0	0
#2 Low Service Valve/Actuator	L122212	24,268	0	0	0
Enclose MCC Room/AC	L122214	12,200	0	0	0
Replace #1 Low Service Pump & Motor	L122302	0	0	160,608	0
TxDot Hwy 82 Widening from US 259 to IH 30	L122304	1,290	0	421,023	0
Relocate 10" Water Line		0	0	0	0
Basin Wiring	L122305	0	15,000	0	15,000
4mA to 20mA Control Wiring Upgrade	L122306	0	10,000	0	0
Fire Resistant Uniforms	L122307	2,967	0	0	0
Electrical Tools	L122308	6,097	0	0	0
Clearwell Circulation	L122309	0	12,000	12,000	0
Allen Bradley Licensing	L122310	4,576	0	0	0
Ventrac Mower	L122314	43,081	0	0	0
#3 High Service Motor	L122315	0	0	42,937	0
(3) West Side Flocculators	L122316	0	20,000	20,000	0
Filter Plant Building Repairs	L122321	0	0	2,052	0
Admin Air Conditioning	L122322	10,511	0	0	0
#4 Low Service VFD Replacement	L122323	0	0	146,248	0
30" Intake Repair	L122324	26,561	0	0	0
Enclosed Trailer for Electrical Supplies	L122325	8,314	0	0	0
WW Meter Replace - FP	L122327	0	0	17,941	0
4TH Street Tank Fence Replacement	L122328	30,174	0	0	0
MC Pump Valve & Actuator	L122329	17,374	0	0	0
WP Sludge Rake Replacement	L122330	26,715	0	3,748	0
New Boston Pump Station Upgrade	L122401	0	225,000	0	0
Replace Windows in Filter Building	L122402	0	40,000	50,458	0
Construct Shop Building (Electrical/Storage)	L122403	0	50,000	50,000	0
Construct Low Service MCC VFD Building	L122404	0	45,000	44,707	0
Low Service Pump & Motor Rebuild	L122405	0	125,000	210,313	0
High Service Pump & Motor Rebuild	L122406	0	125,000	238	0
Incubator for Lab	L122407	0	10,000	8,650	0
Replace (1) 4WD Crew Truck	L122408	0	55,000	46,703	0
Replace (1) 1/2T Truck	L122409	0	40,000	33,478	0
Back Door Awning for Admin Building	L122410	0	10,000	5,240	0
Replace 2 Caustic Tanks	L122411	0	0	59,618	0
TML Claim New Boston Lightning Strike	L122412	0	0	150,300	0

**TEXARKANA WATER UTILITIES**

**LTWSC Capital Improvement Fund**

		<i>Actual FY 2023</i>	<i>Proposed FY 2024</i>	<i>Revised FY 2024</i>	<i>Proposed FY 2025</i>
Filter Venturi for Filters #2 & #8	L122413	0	0	46,707	0
Chlorine Monorail & Hoist Replacement	L122414	0	0	37,064	0
Flocculator Vault Repair	L122416	0	0	138,568	0
Heat Tracing for Caustic Line	L122501	0	0	0	50,000
Ph & Turbidity SCADA	L122502	0	0	0	16,000
Chlorine Evacuation System Upgrade	L122503	0	0	0	9,000
(1) DR 3900 Spectrometer	L122504	0	0	0	7,000
(1) Jar Test Machine	L122505	0	0	0	6,000
Install Chlorine Analyzer Boards	L122506	0	0	0	5,000
Low Service Pump & Motor Rebuild	L122507	0	0	0	125,000
High Service Pump & Motor Rebuild	L122508	0	0	0	125,000
Basin Rehab/Repairs	L122509	0	0	0	50,000
(1) Lull Lift	L122510	0	0	0	90,000
<b>TOTAL EXPENDITURES</b>		<b>288,122</b>	<b>782,000</b>	<b>1,864,006</b>	<b>498,000</b>
<b>ENDING BALANCE</b>		<b>1,060,217</b>	<b>229,837</b>	<b>7,807</b>	<b>25,807</b>

TEXARKANA WATER UTILITIES

South Regional WWTP Depreciation Fund

		Actual FY 2023	Proposed FY 2024	Revised FY 2024	Proposed FY 2025
<b>BEGINNING BALANCE</b>		<b>216,584</b>	<b>98,526</b>	<b>95,246</b>	<b>(38,534)</b>
<b>REVENUE</b>					
Transfer from Revenues	See Below	300,000	510,000	510,000	700,000
Interest Income	??-911-611118	5,289	6,841	6,258	5,000
<b>TOTAL REVENUE</b>		<b>305,289</b>	<b>516,841</b>	<b>516,258</b>	<b>705,000</b>
<b>TOTAL FUNDS AVAILABLE</b>		<b>521,873</b>	<b>615,367</b>	<b>611,505</b>	<b>666,466</b>
<b>EXPENDITURES</b>					
Grit Basin 401 Rebuild	A/T 132251	12,133	0	0	0
In-Plant Waste Pump Rebuild	A/T 132255	44,975	0	0	0
1400 Digester Pump Replacement	A/T 132256	61,715	0	0	0
Clarifier Drive Replacement	A/T 132260	39,510	0	0	0
Gear Boxes 500 Clarifiers	A/T 132263	87,507	0	0	0
Pump/Motor/VFD Replacement- 2023	A/T 132350	22,249	0	0	0
Centrifuge Rebuilds	A/T 132351	87,170	0	0	0
400 Grit Trough Replacement	A/T 132355	11,153	0	0	0
200 PS Switchgear	A/T 132357	1,610	0	22,848	0
Clarifier Drive Replacement	A/T 132359	13,530	0	51,566	0
Emergency Gas Leak Repair	A/T 132360	31,724	0	0	0
Underground Fuel Tank Repair	A/T 132361	13,350	0	0	0
Batteries/Charger for Plant Generators	A/T 132450	0	75,000	72,062	0
Influent Pump 204 Suction Line Repair	A/T 132451	0	60,000	40,000	0
Replace 1115 600HP Blower Motor	A/T 132452	0	40,000	40,000	0
Rebuild 1115 Blower Assembly	A/T 132453	0	50,000	0	0
1400 Piston Pump Rebuild	A/T 132454	0	20,000	21,078	0
500 Sludge Pump Rebuilds	A/T 132455	0	20,000	16,782	0
1200 In-Plant Wate Pump Impellers	A/T 132456	0	20,000	17,683	0
Gas Detectors for 500,1300 & 1400 Buildings	A/T 132457	0	35,000	54,520	0
Replace Purafil Modules for Air Handlers	A/T 132458	0	30,000	31,565	0
Hoist Repairs @ 1800 Building	A/T 132459	0	20,000	10,474	0
Replace 1400 Sludge Grinder	A/T 132460	0	20,000	20,000	0
401 Grit Basin Repair	A/T 132461	0	50,000	50,000	0
1300 Centrifuge Rebuild	A/T 132462	0	70,000	47,861	0
Pump/Motor/VFD Replacement- 2024	A/T 132463	0	100,000	91,600	0
601 Bio Filter Repair	A/T 132464	0	0	62,000	0
200 PS Switchgear Replacement	A/T 132550	0	0	0	60,000
Belt Filter Press Reconditioning	A/T 132551	0	0	0	100,000
Rebuild Pre-Aeration Grit Removal Basin 401	A/T 132552	0	0	0	70,000
Rebuild Influent Pump 204	A/T 132553	0	0	0	60,000
2,000 Gallon Above Ground Gas Tank System	A/T 132554	0	0	0	60,000
Rebuild Bringle Lake Generator	A/T 132555	0	0	0	10,000
Replace 504 Primary Clarifier Drive	A/T 132556	0	0	0	80,000
Replace Gas Detectors 200, 700, 1200 Bldgs.	A/T 132557	0	0	0	40,000
Replace Purafil Modules	A/T 132558	0	0	0	40,000
700 PS Seal Water Pump Replacement	A/T 132559	0	0	0	40,000
Pump/Motor/VFD Replacement- 2025	A/T 132560	0	0	0	100,000
<b>TOTAL EXPENDITURES</b>		<b>426,626</b>	<b>610,000</b>	<b>650,039</b>	<b>660,000</b>
<b>ENDING BALANCE</b>		<b>95,246</b>	<b>5,367</b>	<b>(38,534)</b>	<b>6,466</b>

TEXARKANA WATER UTILITIES

**South Regional WWTP Depreciation Fund**

Transfers from Revenue:

Arkansas Percentage		37.44%	40.67%	40.67%	42.21%
Arkansas Share	61-994-941223	112,320	207,417	207,417	295,470
Additional Contribution-Arkansas		<u>0</u>	<u>0</u>	<u>0</u>	<u>0</u>
Arkansas Total		<b>112,320</b>	<b>207,417</b>	<b>207,417</b>	<b>295,470</b>
Texas Share		187,680	302,583	302,583	404,530
Additional Contribution-Texas		<u>0</u>	<u>0</u>	<u>0</u>	<u>0</u>
Texas Total		<b>187,680</b>	<b>302,583</b>	<b>302,583</b>	<b>404,530</b>
Total Contributions		<b>300,000</b>	<b>510,000</b>	<b>510,000</b>	<b>700,000</b>

**TEXARKANA WATER UTILITIES**

**Composting Fund**

		<i>Actual FY 2023</i>	<i>Proposed FY 2024</i>	<i>Revised FY 2024</i>	<i>Proposed FY 2025</i>
<b>BEGINNING BALANCE</b>		<b>137,956</b>	<b>126,947</b>	<b>105,965</b>	<b>108,106</b>
<b>REVENUE</b>					
Transfer from Revenue Fund		195,000	205,000	160,000	200,000
Interest Income		3,204	3,449	3,911	3,000
<b>TOTAL REVENUE</b>		<b>198,204</b>	<b>208,449</b>	<b>163,911</b>	<b>203,000</b>
<b>TOTAL FUNDS AVAILABLE</b>		<b>336,160</b>	<b>335,396</b>	<b>269,875</b>	<b>311,106</b>
<b>EXPENDITURES</b>					
Compost Operations Building	A/T 142003	71,185	50,000	6,860	0
Front End Loader Bucket Repl.	A/T 142205	22,280	0	0	0
Misc. Equipment Repair	A/T 142303	7,068	0	0	0
Dozer Replacement	A/T 142304	99,432	0	0	0
Emergency Contract Grinding Svcs.	A/T 142305	30,229	0	0	0
Misc. Equip. Repl.-Reserve Contribution	RESERVE	0	40,000	0	0
Equipment Wear Parts 2024	A/T 142401	0	35,000	26,820	0
Replace Hammer Mill for Grinder	A/T 142402	0	60,000	67,692	0
Compost Bagging Machine Replacement	A/T 142403	0	33,000	31,915	0
Concrete Pad Repairs 2024	A/T 142404	0	25,000	24,216	0
Skid Steer Tires	A/T 142405	0	10,000	4,266	0
Replace Inner Tub & Rollers on Tub Grinder	A/T 142501	0	0	0	85,000
Equipment Wear Parts 2025	A/T 142502	0	0	0	35,000
Concrete Pad Repairs 2025	A/T 142503	0	0	0	50,000
<b>TOTAL EXPENDITURES</b>		<b>230,195</b>	<b>253,000</b>	<b>161,770</b>	<b>170,000</b>
<b>ENDING BALANCE</b>		<b>105,965</b>	<b>82,396</b>	<b>108,106</b>	<b>141,106</b>
<b>Transfers from Revenues:</b>					
Arkansas Percentage		37.44%	40.67%	40.67%	42.21%
Arkansas Share		73,008	83,374	65,072	84,420
Texas Share		121,992	121,627	94,928	115,580
<b>Total</b>		<b>195,000</b>	<b>205,000</b>	<b>160,000</b>	<b>200,000</b>

**TEXARKANA WATER UTILITIES**

**Composting Fund**

**Accumulated Reserves Detail**

**FY 2025**

Division	Budgeted Expenditure	FY23	FY24	FY25	FY25 Released Reserves	Accum. Reserve Balance	Future Contrib. Needed
580	Misc. Equipment Replacement	40,000	40,000	40,000	0	120,000	180,000
<b>TOTALS</b>		<b>40,000</b>	<b>40,000</b>	<b>40,000</b>	<b>0</b>	<b>120,000</b>	<b>180,000</b>

Reserve Balance as of 9/30/24	80,000
Reserves Released for Purchases	0
FY25 Reserve Contributions	40,000
Required Reserves @ 9/30/25	120,000
Projected Ending Fund Balance @ 9/30/25	141,106
Excess/(Shortage) over Required Reserves	21,106

Reserves by Fund	48,128	AR
	71,872	TX
	<u>120,000</u>	TOTAL

**TEXARKANA WATER UTILITIES**  
**Equipment Acquisition Fund**

	<i>Actual FY 2023</i>	<i>Proposed FY 2024</i>	<i>Revised FY 2024</i>	<i>Proposed FY 2025</i>
<b>BEGINNING BALANCE</b>	<b>207,222</b>	<b>325,908</b>	<b>367,576</b>	<b>721,996</b>
<b>REVENUE</b>				
Transfer from Revenue Fund	650,000	650,000	650,000	875,000
Additional Contribution from AR	100,000	0	0	0
Additional Contribution from TX	0	125,000	125,000	90,000
Insurance Proceeds	71,509	38,000	1,002	0
Interest Income	8,839	9,275	17,271	10,000
<b>TOTAL REVENUE</b>	<b>830,349</b>	<b>822,275</b>	<b>793,272</b>	<b>975,000</b>
<b>TOTAL FUNDS AVAILABLE</b>	<b>1,037,571</b>	<b>1,148,183</b>	<b>1,160,849</b>	<b>1,696,996</b>
<b>EXPENDITURES</b>				
FY 2023	669,995	0	0	0
FY 2024	0	917,228	438,853	0
FY 2025	0	0	0	974,170
<b>TOTAL EXPENDITURES</b>	<b>669,995</b>	<b>917,228</b>	<b>438,853</b>	<b>974,170</b>
<b>ENDING BALANCE</b>	<b>367,576</b>	<b>230,955</b>	<b>721,996</b>	<b>722,826</b>
<b>Transfers from Revenue:</b>				
Arkansas Percentage	37.44%	40.67%	40.67%	42.21%
Arkansas Share	343,360	264,355	264,355	369,338
Texas Share	406,640	510,645	510,645	595,663
Total	<b>750,000</b>	<b>775,000</b>	<b>775,000</b>	<b>965,000</b>



**TEXARKANA WATER UTILITIES**  
**EQUIPMENT CAPITAL ITEMS**  
**Actual FY 2023**

Division	Item	Fund	Project #	2023 Budgeted Amount	Actual Amount Expensed	Remaining Fund Balance
110	Powerwash/Tree Removal	A/T	552202	0	700	(700)
	Repl. Hallway Flooring with LVP	A/T	552301	9,000	6,519	2,481
	Repaint Hallway	A/T	552302	2,600	1,800	800
	Wood Street Building Maintenance	A/T	552322	0	32,980	(32,980)
	<b>Total 110</b>			<b>11,600</b>	<b>41,999</b>	<b>(30,399)</b>
230	Fiber Storage Concrete Shed	T	552303	50,000	38,596	11,404
	Replace Bucket Truck-Reserve Contribution	T	552304	48,000	0	48,000
	IT Controlled Access Improvements	A/T	552325	0	6,198	(6,198)
	<b>Total 230</b>			<b>98,000</b>	<b>44,794</b>	<b>53,206</b>
330	Replace 1/2T Truck	A/T	552305	36,000	34,116	1,884
	Replace 1/2T Truck	A/T	552323	0	32,393	(32,393)
	<b>Total 330</b>			<b>36,000</b>	<b>66,509</b>	<b>(30,509)</b>
530	Replace (3) 1/2T Trucks	A/T	552306	74,000	0	74,000
	Pressure Washer	A/T	552307	14,000	7,251	6,749
	Isco Auto Sampler	A/T	552308	34,000	0	34,000
	<b>Total 530</b>			<b>122,000</b>	<b>7,251</b>	<b>114,749</b>
612	Dump Truck	A/T	552309	105,000	145,994	(40,994)
	4" Trash Pumps	A/T	552310	6,600	11,279	(4,679)
	Trackhoe Submersible Pumps	A/T	552311	3,800	3,773	27
	<b>Total 612</b>			<b>115,400</b>	<b>161,047</b>	<b>(45,647)</b>
620	Ops Ice Machine Replacement	A/T	552321	0	4,527	(4,527)
	Trackhoe Submersible Pumps	A/T	552312	8,000	3,371	4,629
	4" Trash Pumps	A/T	552313	9,900	10,775	(875)
	Mini Excavator	A/T	552314	48,000	51,256	(3,256)
	<b>Total 620</b>			<b>65,900</b>	<b>69,929</b>	<b>(4,029)</b>
630	(2) F450's 620/630	A/T	552206	0	52,998	(52,998)
	Repl. 1/2T Crew Truck 4X4	A/T	552315	45,000	44,593	408
	6" High Volume Pump	A/T	552316	55,000	0	55,000
	<b>Total 630</b>			<b>100,000</b>	<b>97,591</b>	<b>2,409</b>
						0
640	Repl. 4 Post Lift	A/T	552317	30,000	19,807	10,193
	Repl. 134A A/C Machine	A/T	552318	10,000	8,080	1,920
	<b>Total 640</b>			<b>40,000</b>	<b>27,887</b>	<b>12,113</b>
						0
720	Sewer Smoke Testing Machine	A/T	552319	3,300	1,950	1,350
	Sewer Push Camera	A/T	552320	15,000	10,609	4,391

**TEXARKANA WATER UTILITIES  
EQUIPMENT CAPITAL ITEMS  
Actual FY 2023**

Division	Item	Fund	Project #	2023 Budgeted Amount	Actual Amount Expensed	Remaining Fund Balance
	<b>Total 720</b>			<b>18,300</b>	<b>12,559</b>	<b>5,741</b>
						0
750	Finish Construction Enviro Svcs. Bldg	A/T	552025	100,000	115,669	(15,669)
	Repl. Enviro Svcs. Contents-Fire Loss-Reserve	A/T	552026	0	24,760	(24,760)
	<b>Total 750</b>			<b>100,000</b>	<b>140,429</b>	<b>(40,429)</b>
	<b>Grand Totals</b>			<b>707,200</b>	<b>669,995</b>	<b>37,205</b>
			100% AR	0	0	0
			100% TX	98,000	38,596	59,404
			Split	609,200	631,399	(22,199)
			<b>Total</b>	<b>707,200</b>	<b>669,995</b>	<b>37,205</b>
			AR	228,084	236,396	(8,311)
			TX	479,116	433,599	45,516
			<b>Total</b>	<b>707,200</b>	<b>669,995</b>	<b>37,205</b>

**TEXARKANA WATER UTILITIES  
EQUIPMENT CAPITAL ITEMS  
Proposed FY 2024**

Division	Item	Fund Project #	2024 Budgeted Amount
230	Replace Bucket Truck-Release of PY Reserves	T 552401	167,228
	<b>Total 230</b>		<b>167,228</b>
580	Purchase (1) Used Tub Grinder	A/T 552402	400,000
	<b>Total 580</b>		<b>400,000</b>
612	(1) Haul Truck for Mobile Equipment	A/T 552403	200,000
	<b>Total 612</b>		<b>200,000</b>
620	Replace 1 1/2T Crew Truck	A/T 552404	50,000
	<b>Total 620</b>		<b>50,000</b>
630	R (1) Jet/Vac Truck-Reserve Item-1st Year	A/T	100,000
	<b>Total 630</b>		<b>100,000</b>
	<b>Grand Totals</b>		<b>917,228</b>
R	Reserve Contribution Item	100% AR	0
		100% TX	167,228
		Split	750,000
		Total	<b>917,228</b>
		AR	305,025
		TX	612,203
		Total	<b>917,228</b>

**TEXARKANA WATER UTILITIES**  
**EQUIPMENT CAPITAL ITEMS**  
**Revised FY 2024**

Division	Item	Fund Project #	2024 Budgeted Amount	Revised Amount Expensed	Remaining Fund Balance
110	Powerwash/Tree Removal Wood Street	A/T 552202	0	3,960	(3,960)
	<b>Total 110</b>		<b>0</b>	<b>3,960</b>	<b>(3,960)</b>
230	Replace Bucket Truck-Release of PY Reserves	T 552401	167,228	196,576	(29,348)
	<b>Total 230</b>		<b>167,228</b>	<b>196,576</b>	<b>(29,348)</b>
330	Replace (8) Neptune Pro-Reads	A/T 552406	0	6,400	(6,400)
	<b>Total 330</b>		<b>0</b>	<b>6,400</b>	<b>(6,400)</b>
580	Purchase (1) Used Tub Grinder	A/T 552402	400,000	0	400,000
	<b>Total 580</b>		<b>400,000</b>	<b>0</b>	<b>400,000</b>
612	(1) Haul Truck for Mobile Equipment	A/T 552403	200,000	168,227	31,773
	4" Trash Pumps	A/T 552310	6,600	105	6,495
	<b>Total 612</b>		<b>206,600</b>	<b>168,332</b>	<b>38,268</b>
620	Replace 1 1/2T Crew Truck	A/T 552404	50,000	53,758	(3,758)
	Insert A Valve Drive Motor	A/T 552326	0	4,309	(4,309)
	<b>Total 620</b>		<b>50,000</b>	<b>58,067</b>	<b>(8,067)</b>
630	R (1) Jet/Vac Truck-Reserve Item-1st Year	RESERVE FUNDING	100,000	0	100,000
	Locator Replacement	A/T 552324	0	5,518	(5,518)
	<b>Total 630</b>		<b>100,000</b>	<b>5,518</b>	<b>94,482</b>
	<b>Grand Totals</b>		<b>923,828</b>	<b>438,853</b>	<b>484,975</b>
R	Reserve Contribution Item	100% AR	0	0	0
		100% TX	167,228	196,576	(29,348)
		Split	756,600	242,276	514,324
		Total	<b>923,828</b>	<b>438,853</b>	<b>484,975</b>
		AR	307,709	98,534	209,175
		TX	616,119	340,319	275,800
		Total	<b>923,828</b>	<b>438,853</b>	<b>484,975</b>

**TEXARKANA WATER UTILITIES  
EQUIPMENT CAPITAL ITEMS  
Proposed FY 2025**

Division	Item	Fund Project #	2025 Budgeted Amount
Various	Furniture and Equipment Replacements- 2025	A/T	0
	<b>Total Various</b>		<b>0</b>
<b>110</b>	Install LVP flooring @ Wood Conf. Room	A/T 552501	5,000
	Misc. Office Furniture Replacement	A/T 552502	3,000
	<b>Total 110</b>		<b>8,000</b>
<b>230</b>	Fiber Storage Shed (Final completion)	T 552503	50,000
	<b>Total 230</b>		<b>50,000</b>
<b>310</b>	Replace Shredder	A/T 552504	3,000
	<b>Total 310</b>		<b>3,000</b>
<b>330</b>	Replace (1) 1/2T Truck, 4 Door, 4WD	A/T 552505	50,000
	<b>Total 330</b>		<b>50,000</b>
<b>530</b>	Replace (2) 1/2T Trucks	A/T 552506	80,000
	Replace Zero Turn Mower	A/T 552507	15,000
	(2) Isco Auto Samplers	A/T 552508	24,000
	New Crane Hoist for Unit 530-14	A/T 552509	50,000
	Training Room/Office Furniture Replacement	A/T 552510	10,000
	<b>Total 530</b>		<b>179,000</b>
<b>580</b>	R Tub Grinder Replacement Reserve Contribution	A/T	50,000
	<b>Total 580</b>		<b>50,000</b>
<b>612</b>	Replace (1) 1/2T Extended Cab Truck	A/T 552511	45,000
	(1) 4" Trash Pump	A/T 552512	3,200
	Replace (1) 1/2T 4WD Crew Truck	A/T 552513	65,000
	(1) 4 Yd. Dump Truck	A/T 552514	105,000
	<b>Total 612</b>		<b>218,200</b>
<b>620</b>	(1) Stanley Power Pack	A/T 552515	10,000
	(2) 4" Trash Pumps	A/T 552516	6,400
	<b>Total 620</b>		<b>16,400</b>

**TEXARKANA WATER UTILITIES  
EQUIPMENT CAPITAL ITEMS  
Proposed FY 2025**

Division	Item	Fund Project #	2025 Budgeted Amount
630	R (1) Jet/Vac Truck-Reserve Item-2nd Year	A/T	150,000
	(1) 4" Trash Pump	A/T 552517	3,200
	<b>Total 630</b>		<b>153,200</b>
640	30X35 Awning-For Larger Trucks Covered Work Area	A/T 552518	50,000
	<b>Total 640</b>		<b>50,000</b>
710	(1) GPS Survey Unit	A/T 552519	54,800
	Replace (1) 1/2T 4WD Crew Truck	A/T 552520	65,000
	(1) Schonstedt Locator	A/T 552521	2,270
	Total Station & Level Survey Equipment Calibration Fees	A/T 552522	800
	<b>Total 710</b>		<b>122,870</b>
720	Replace (1) 1/2T 4WD Crew Truck	A/T 552523	65,000
	(1) Winch for 720-03	A/T 552524	3,000
	<b>Total 720</b>		<b>68,000</b>
750	UV Sterilizer	A/T 552525	2,500
	Commercial Paper Shredder	A/T 552526	3,000
	<b>Total 750</b>		<b>5,500</b>
<b>Grand Totals</b>			<b>974,170</b>
R	Reserve Contribution Item	100% AR	0
		100% TX	50,000
		Split	924,170
		Total	<b>974,170</b>
		AR	390,092
		TX	584,078
		Total	<b>974,170</b>

**TEXARKANA WATER UTILITIES**  
**Equipment Acquisition Fund**  
**Accumulated Reserves Detail**  
**FY 2025**

Division	Budgeted Expenditure	Prior Accumulated Balance	FY23	FY24	FY25	FY25 Released Reserves	Accum. Reserve Balance	Future Contrib. Needed
230/740	808 Olive HVAC Systems	0	0	0	0	0	0	0
630	Combination Vac/Jet Truck Repl. in FY26	0	0	101,002	150,000	0	251,002	200,000
580	Replace Tub Grinder	0	0	400,000	50,000	0	450,000	850,000
<b>TOTALS</b>		<b>0</b>	<b>0</b>	<b>501,002</b>	<b>200,000</b>	<b>0</b>	<b>701,002</b>	<b>1,050,000</b>

Reserve Balance as of 9/30/24 100,000  
Insurance Proceeds-Jet Truck 1,002  
Revised FY24 Reserves-Tub Grinder 400,000  
FY 25 Reserve Contributions 200,000  
Required Reserves @ 9/30/25 701,002  
Projected Ending Fund Balance @ 9/30/25 722,826  
Excess/(Shortage) over Required Reserves 21,824

Reserves by Fund	288,177	AR
	412,824	TX
	<u>701,002</u>	TOTAL

**TEXARKANA WATER UTILITIES**  
**Technology Fund**

		<i>Actual FY 2023</i>	<i>Proposed FY 2024</i>	<i>Revised FY 2024</i>	<i>Proposed FY 2025</i>
<b>BEGINNING BALANCE</b>		<b>713,216</b>	<b>690,755</b>	<b>855,507</b>	<b>922,488</b>
<b>REVENUE</b>					
Transfer from Revenue Fund	See Below	600,000	600,000	570,000	600,000
TML Insurance Proceeds		37,426	0	0	0
Reimbursement- Miller County		22,381	22,381	25,578	25,578
Reimbursement- Bowie County		57,205	57,205	52,182	47,159
Billables/Hosted Services for AR/TX	6X-080-481161/481132	91,050	309,152	325,327	360,000
Interest	62-911-611129	30,790	30,177	37,470	27,000
<b>TOTAL REVENUE</b>		<b>838,853</b>	<b>1,018,915</b>	<b>1,010,558</b>	<b>1,059,738</b>
<b>TOTAL FUNDS AVAILABLE</b>		<b>1,552,068</b>	<b>1,709,670</b>	<b>1,866,065</b>	<b>1,982,225</b>
<b>EXPENDITURES</b>					
FY 2023		696,561	0	0	0
FY 2024		0	1,466,968	943,577	0
FY 2025		0	0	0	1,458,666
<b>TOTAL EXPENDITURES</b>		<b>696,561</b>	<b>1,466,968</b>	<b>943,577</b>	<b>1,458,666</b>
<b>ENDING BALANCE</b>		<b>855,507</b>	<b>242,702</b>	<b>922,488</b>	<b>523,559</b>
<b>Transfers from Revenue:</b>					
Arkansas Percentage		37.44%	40.67%	40.67%	42.21%
Arkansas Share	61-994-941229	224,639	244,020	231,819	253,260
Texas Share	62-994-941229	375,361	355,980	338,181	346,740
Total		<b>600,000</b>	<b>600,000</b>	<b>570,000</b>	<b>600,000</b>



**TEXARKANA WATER UTILITIES  
TECHNOLOGY CAPITAL ITEMS  
ACTUAL FY 2023**

Division	Item	Fund	Project #	2023 Budgeted Amount	Actual Amount Expensed	Remaining Fund Balance
Various	Computer/Technology Replacements- 2023	A/T	532301	5,000	1,960	3,040
	<b>Total Various</b>			<b>5,000</b>	<b>1,960</b>	<b>3,040</b>
210	Springbrook Software Conversion	A/T	532302	225,000	60,558	164,443
	<b>Total 210</b>			<b>225,000</b>	<b>60,558</b>	<b>164,443</b>
230	<b>Recurring Items</b>					
	Microsoft EA Agreement-Renewal	A/T	532303	58,000	49,213	8,787
*	Nutanix Cluster Maintenance	A/T	532304	70,000	70,001	(1)
*	Cyber Security Solutions-Sentinel One	A/T	532305	135,000	88,591	46,409
	Service Desk Management Renewal	A/T	532306	10,000	13,912	(3,912)
*	Azure Premium for Enterprise Renewal	A/T	532307	68,000	8,412	59,588
*	Security Training/Email Phishing Test TX/TWU Know B4	A/T	532308	16,000	14,513	1,488
*	Intrusion Detection Renewal	A/T	532309	17,000	13,920	3,080
	Project Management Maintenance	A/T	532310	1,100	959	141
	TWU Wireless Internet Licensing Renewal	A/T	532311	10,305	10,306	(1)
	<b>Subtotal</b>			<b>385,405</b>	<b>269,827</b>	<b>115,578</b>
	<b>Carryover Items</b>					
	Cisco Switch Replacements	A/T	532104	165,000	0	165,000
	<b>Subtotal</b>			<b>165,000</b>	<b>0</b>	<b>165,000</b>
	<b>New Projects</b>					
	Disaster Appliance Refresh in 5 years-Reserve Contribution 195K	A/T	532313	39,000	0	39,000
	Nutanix Cluster Replacement in FY2027-Reserve Contribution 160k	A/T	532314	40,000	0	40,000
	PC/UPS/Monitor Replacements for TWU	A/T	532315	30,000	29,994	6
	Battery Back Up Replacement @ Main Office Data Center	A/T	532316	25,000	32,834	(7,834)
	TISD/TWU Project-Data Center Sharing Agreement	A/T	532317	15,000	0	15,000
	Replace TWU Badge Printer	A/T	532318	1,500	1,227	273
	Duo Multifactor Authentication for VPN Use	A/T	532319	1,000	0	1,000
	UPS Replacements	A/T	532320	3,000	2,991	9
	Replace Camera @ Wood Street	A/T	532328	2,000	2,601	(601)
	<b>Subtotal</b>			<b>156,500</b>	<b>69,647</b>	<b>86,853</b>
	<b>Total 230</b>			<b>706,905</b>		
610	All in One Printer/Copier/Fax	A/T	532321	7,800	7,740	60
	2 Way Radio Base Station	A/T	532322	4,900	104	4,796
	<b>Total 610</b>			<b>12,700</b>	<b>7,844</b>	<b>4,856</b>
612	Projector W/Screen	A/T	532323	1,500	1,319	181
	<b>Total 612</b>			<b>1,500</b>	<b>1,319</b>	<b>181</b>
640	Replace Verus Diagnostic Scan Tool	A/T	532324	10,000	5,329	4,671
	<b>Total 640</b>			<b>10,000</b>	<b>5,329</b>	<b>4,671</b>
740	<b>Recurring Items</b>					
*	Miller County 2022 Aerial Pictometry (Partially Reimb. by MC Tax Assessor Ofc)	A	532325	40,000	38,840	1,160
*	Bowie County 2022 Aerial Pictometry (100% Reimbursed by BCAD)	T	532326	59,000	59,673	(673)
	CityWorks Annual Maintenance/Cloud Hosting	A/T	532327	100,000	118,565	(18,565)
	<b>Subtotal</b>			<b>199,000</b>	<b>217,077</b>	<b>(18,077)</b>
	<b>New Projects</b>					
	Mapping Monitor Setup	A/T	53232X	2,000	0	2,000
	Replace Lap Top	A/T	532329	2,500	0	2,500
	Trimble TDC600 Handheld GPS Unit/Trimble Catalyst	A/T	532330	6,500	0	6,500

**TEXARKANA WATER UTILITIES  
TECHNOLOGY CAPITAL ITEMS  
ACTUAL FY 2023**

Division	Item	Fund	Project #	2023 Budgeted Amount	Actual Amount Expensed	Remaining Fund Balance
	NewEdge Annual Renewal	A/T	532331	0	55,000	(55,000)
	Cityworks Implementation	A/T	532332	0	8,000	(8,000)
	<b>Subtotal</b>			<b>11,000</b>	<b>63,000</b>	<b>(52,000)</b>
	<b>Total 740</b>			<b>210,000</b>	<b>280,077</b>	<b>(70,077)</b>
	<b>Grand Total</b>			<b>1,171,105</b>	<b>696,561</b>	<b>474,544</b>
	100% AR			40,000	38,840	1,160
	100% TX			59,000	59,673	(673)
	Split			1,072,105	598,048	474,057
	<b>Total</b>			<b>1,171,105</b>	<b>696,561</b>	<b>474,544</b>
	* Project has bill back portion to either city					
	AR			441,396	262,749	178,647
	TX			729,709	433,811	295,897
	<b>Total</b>			<b>1,171,105</b>	<b>696,561</b>	<b>474,544</b>

**TEXARKANA WATER UTILITIES  
TECHNOLOGY CAPITAL ITEMS  
PROPOSED FY 2024**

Division	Item	Fund	Project #	2024 Budgeted Amount
Various	Computer/Technology Replacements- 2024	A/T	532401	5,000
	<b>Total Various</b>			<b>5,000</b>
110	Conference Room SMART Board Replacement	A/T	532402	3,500
	<b>Total 110</b>			<b>3,500</b>
230	<b>Recurring Items</b>			
	Microsoft EA Agreement-Renewal	A/T	532403	58,000
*	Nutanix Cluster Maintenance	A/T	532404	78,000
*	Cyber Security Improvements	A/T	532405	140,000
	Service Desk Management Renewal	A/T	532406	16,500
*	Azure Premium for Enterprise Renewal	A/T	532407	68,000
*	Security Training/Email Phishing Test TX/TWU Know B4	A/T	532408	18,000
*	Intrusion Detection Renewal	A/T	532409	17,000
	Project Management Maintenance	A/T	532410	1,100
	<b>Subtotal</b>			<b>396,600</b>
	<b>Carryover/Reserve Contribution Items</b>			
	Cisco Switch Replacements	A/T	532411	185,000
R	Nutanix Cluster Replacement in FY2027-Reserve Contribution 160k	A/T		40,000
R	Disaster Appliance Refresh in 5 years-Reserve Contribution 195K	A/T		39,000
	<b>Subtotal</b>			<b>264,000</b>
	<b>New Projects</b>			
	PC/UPS/Monitor Replacements for TWU	A/T	532412	20,000
	PC Stasis Deployment	A/T	532413	500
	Presentation/Dashboard IT Admin	A/T	532414	1,500
	TISD/TWU Project-Data Center Sharing Agreement	A/T	532415	15,000
	TWU Main Office Camera Replacements	A/T	532416	5,000
	Duo Multifactor Authentication for VPN Use	A/T	532417	1,500
	UPS Replacements	A/T	532418	4,000
	Continuity of Government Plan Evaluation Fee	A/T	532419	45,000
	<b>Subtotal</b>			<b>92,500</b>
	<b>Total 230</b>			<b>753,100</b>
310	CUSI Testing Environment	A/T	532420	7,280
	(3) Scanners	A/T	532421	3,000
	(2) PC's w/monitors	A/T	532422	3,000
	(2) Phones	A/T	532423	1,000
	Associated Licensing	A/T	532424	3,000
	<b>Total 310</b>			<b>17,280</b>
330	(6) Ipads-Cityworks	A/T	532425	6,600
	(1) Lap Top	A/T	532426	2,350
	<b>Total 330</b>			<b>8,950</b>
530	IPad/Cityworks License Deployment	A/T		12,000
	<b>Total 530</b>		532427	<b>12,000</b>
612	(1)-12.9 inch I-Pad Pro	A/T	532428	1,500
	(2)-10.9 inch I-Pad Pro	A/T	532429	2,200
	<b>Total 612</b>			<b>3,700</b>

**TEXARKANA WATER UTILITIES  
TECHNOLOGY CAPITAL ITEMS  
PROPOSED FY 2024**

Division	Item	Fund	Project #	2024 Budgeted Amount
620	(1)-12.9 inch I-Pad Pro	A/T	532430	1,500
	<b>Total 620</b>			<b>1,500</b>
630	(7)-12.9 inch I-Pad Pro	A/T	532431	10,500
	<b>Total 630</b>			<b>10,500</b>
640	Diagnostic equipment for semi-trucks, vac trucks, fire trucks and dump trucks	A/T	532432	10,000
	<b>Total 640</b>			<b>10,000</b>
710	Plotter Replacement	A/T	532433	45,000
	(1)-12.9 inch I-Pad Pro	A/T	532434	1,500
	Lap Top	A/T	532435	2,200
	<b>Total 710</b>			<b>48,700</b>
740	<b>Recurring Items</b>			
	* Miller County 2022 Aerial Pictometry (Partially Reimb. by MC Tax Ass	A	532436	56,078
	* Bowie County 2022 Aerial Pictometry (100% Reimbursed by BCAD)	T	532437	76,659
	GIS Enterprise Annual Hosting Fee-New Edge	A/T	532438	55,000
	* CityWorks Annual Maintenance/Cloud Hosting	A/T	532439	125,000
	<b>Subtotal</b>			<b>312,738</b>
	<b>Carryover/Reserve Contribution Items</b>			
	Mapping Monitor Setup	A/T	532440	2,000
	Replace Lap Top	A/T	532441	2,500
	Trimble TDC600 Handheld GPS Unit/Trimble Catalyst	A/T	532442	6,500
	<b>Subtotal</b>			<b>11,000</b>
	<b>New Projects</b>			
	Cityworks Implementation/Training for depts. 310,330,710,750	A/T	532443	90,000
	ARC GIS Indoors	A/T	532444	10,000
	Laserfiche/Docunav GEO Doc	A/T	532445	28,000
	PC Replacement	A/T	532446	3,000
	IPAD Tablet /Case	A/T	532447	1,500
	Printer Replacement Bowie County Assessors Office	T	532448	6,000
	* LiDAR	A/T	532449	125,000
	<b>Subtotal</b>			<b>263,500</b>
	<b>Total 740</b>			<b>587,238</b>
750	(5)-10.9 inch I-Pad Pro			5,500
	<b>Total 750</b>			<b>5,500</b>
	<b>Grand Total</b>			<b>1,466,968</b>

**TEXARKANA WATER UTILITIES  
TECHNOLOGY CAPITAL ITEMS  
PROPOSED FY 2024**

Division	Item	Fund	Project #	2024 Budgeted Amount
				56,078
				82,659
				1,328,230
			<b>Total</b>	<b>1,466,968</b>
	* Project has bill back portion to either city			
	R Reserve Contribution Item			596,270
				870,698
			<b>Total</b>	<b>1,466,968</b>

**TEXARKANA WATER UTILITIES  
TECHNOLOGY CAPITAL ITEMS  
REVISED FY 2024**

Division	Item	Fund	Project #	2024 Budgeted Amount	Actual Amount Expensed	Remaining Fund Balance
Various	Computer/Technology Replacements- 2024	A/T	532401	5,000	0	5,000
	Total Various			<b>5,000</b>	<b>0</b>	<b>5,000</b>
110	Conference Room SMART Board Replacement	A/T	532402	3,500	6,219	(2,719)
	Total 110			<b>3,500</b>	<b>6,219</b>	<b>(2,719)</b>
210	Springbrook Software Conversion	A/T	532302	0	103,251	(103,251)
	Total 210			<b>0</b>	<b>103,251</b>	<b>(103,251)</b>
230	<b>Recurring Items</b>					
	Microsoft EA Agreement-Renewal	A/T	532403	58,000	49,213	8,787
*	Nutanix Cluster Maintenance	A/T	532404	78,000	75,004	2,996
*	Cyber Security Improvements	A/T	532405	140,000	53,267	86,733
	Service Desk Management Renewal	A/T	532406	16,500	13,766	2,735
*	Azure Premium for Enterprise Renewal	A/T	532407	68,000	8,412	59,588
*	Security Training/Email Phishing Test TX/TWU Know B4	A/T	532408	18,000	2,990	15,010
*	Intrusion Detection Renewal	A/T	532409	17,000	13,920	3,080
	Project Management Maintenance	A/T	532410	1,100	0	1,100
	Subtotal			<b>396,600</b>	<b>216,572</b>	<b>180,028</b>
	<b>Reserve Contribution Items</b>					
R	Cisco Switch Replacements			185,000	0	185,000
R	Nutanix Cluster Replacement in FY2027-Reserve Contribution 160k			40,000	0	40,000
R	Disaster Appliance Refresh in 5 years-Reserve Contribution 195K			39,000	0	39,000
	Subtotal			<b>264,000</b>	<b>0</b>	<b>264,000</b>
	<b>New Projects</b>					
	PC/UPS/Monitor Replacements for TWU	A/T	532412	20,000	38,227	(18,227)
	PC Stasis Deployment	A/T	532413	500	500	0
	Presentation/Dashboard IT Admin	A/T	532414	1,500	1,500	0
	TISD/TWU Project-Data Center Sharing Agreement	A/T	532415	15,000	0	15,000
	TWU Main Office Camera Replacements	A/T	532416	5,000	4,875	125
	Duo Multifactor Authentication for VPN Use	A/T	532417	1,500	0	1,500
	UPS Replacements	A/T	532418	4,000	3,995	5
	Continuity of Government Plan Evaluation Fee	A/T	532419	45,000	45,000	0
	Filter Plant Data Center Refresh	A/T	532451	0	33,647	(33,647)
	Subtotal			<b>92,500</b>	<b>127,744</b>	<b>(35,244)</b>
	Total 230			<b>753,100</b>	<b>344,317</b>	<b>408,783</b>
310	CUSI Testing Environment	A/T	532420	7,280	5,000	2,280
	(3) Scanners	A/T	532421	3,000	1,672	1,328
	(2) PC's w/monitors	A/T	532422	3,000	3,006	(6)
	(2) Phones	A/T	532423	1,000	1,107	(107)
	Associated Licensing	A/T	532424	3,000	2,545	455
	Total 310			<b>17,280</b>	<b>13,330</b>	<b>3,950</b>
330	(6) Ipads-Cityworks	A/T	532425	6,600	0	6,600
	(1) Lap Top	A/T	532426	2,350	0	2,350
	Total 330			<b>8,950</b>	<b>0</b>	<b>8,950</b>
530	IPad/Cityworks License Deployment	A/T	532427	12,000	0	12,000

**TEXARKANA WATER UTILITIES  
TECHNOLOGY CAPITAL ITEMS  
REVISED FY 2024**

Division	Item	Fund	Project #	2024 Budgeted Amount	Actual Amount Expensed	Remaining Fund Balance
			<b>Total 530</b>	<b>12,000</b>	<b>0</b>	<b>12,000</b>
610	2 Way Radio Base Station	A/T	532322	0	5,186	(5,186)
	Security Cameras for Operations	A/T	532453	0	7,000	(7,000)
			<b>Total 610</b>	<b>0</b>	<b>12,186</b>	<b>(12,186)</b>
612	(1)-12.9 inch I-Pad Pro	A/T	532428	1,500	1,284	216
	(2)-10.9 inch I-Pad Pro	A/T	532429	2,200	0	2,200
			<b>Total 612</b>	<b>3,700</b>	<b>1,284</b>	<b>2,416</b>
620	(1)-12.9 inch I-Pad Pro	A/T	532430	1,500	1,284	216
			<b>Total 620</b>	<b>1,500</b>	<b>1,284</b>	<b>216</b>
630	(7)-12.9 inch I-Pad Pro	A/T	532431	10,500	3,853	6,647
			<b>Total 630</b>	<b>10,500</b>	<b>3,853</b>	<b>6,647</b>
640	Diagnostic equipment for semi-trucks, vac trucks, fire trucks and dump trucks	A/T	532432	10,000	6,195	3,805
			<b>Total 640</b>	<b>10,000</b>	<b>6,195</b>	<b>3,805</b>
710	Plotter Replacement	A/T	532433	45,000	33,365	11,635
	(1)-12.9 inch I-Pad Pro	A/T	532434	1,500	0	1,500
	Lap Top	A/T	532435	2,200	0	2,200
	(2) Bad Elf GPS Units	A/T	532454	0	2,858	(2,858)
			<b>Total 710</b>	<b>48,700</b>	<b>36,223</b>	<b>12,477</b>
740	<b>Recurring Items</b>					
	* Miller County 2024 Aerial Pictometry (Partially Reimb. by MC Tax Asses	A	532436	56,078	33,578	22,500
	* Bowie County 2024 Aerial Pictometry (100% Reimbursed by BCAD)	T	532437	76,659	54,159	22,500
	GIS Enterprise Annual Hosting Fee-New Edge	A/T	532438	55,000	55,000	0
	* CityWorks Annual Maintenance/Cloud Hosting	A/T	532439	125,000	94,450	30,550
			<b>Subtotal</b>	<b>312,738</b>	<b>237,187</b>	<b>75,551</b>
	<b>Carryover/Reserve Contribution Items</b>					
	Mapping Monitor Setup	A/T	532329	2,000	1,747	253
	Replace Lap Top	A/T	532441	2,500	0	2,500
	Trimble TDC600 Handheld GPS Unit/Trimble Catalyst	A/T	532442	6,500	0	6,500
	(2) Bad Elf GPS Units	A/T	532455	0	2,858	(2,858)
			<b>Subtotal</b>	<b>11,000</b>	<b>4,606</b>	<b>6,394</b>
	<b>New Projects</b>					
	Replace Lap Top	A/T	532329	0	1,330	(1,330)
	Cityworks Implementation	A/T	532332	0	5,100	(5,100)
	Cityworks Implementation/Training for depts. 310,330,710,750	A/T	532443	90,000	47,463	42,537
	ARC GIS Indoors	A/T	532444	10,000	0	10,000
	Laserfiche/Docunav GEO Doc	A/T	532445	28,000	33,567	(5,567)
	PC Replacement	A/T	532446	3,000	0	3,000

**TEXARKANA WATER UTILITIES  
TECHNOLOGY CAPITAL ITEMS  
REVISED FY 2024**

Division	Item	Fund	Project #	2024 Budgeted Amount	Actual Amount Expensed	Remaining Fund Balance
	IPAD Tablet /Case	A/T	532447	1,500	0	1,500
	Printer Replacement Bowie County Assessors Office	T	532448	6,000	2,995	3,005
	* LiDAR	A/T	532449	125,000	78,206	46,794
			<b>Subtotal</b>	<b>263,500</b>	<b>168,661</b>	<b>94,839</b>
			<b>Total 740</b>	<b>587,238</b>	<b>938,596</b>	<b>522,872</b>
<b>750</b>	(3)-10.9 inch I-Pad Pro	A/T	532450	5,500	4,453	1,047
	(1) Bad Elf GPS Unit	A/T	532452	0	528	(528)
			<b>Total 750</b>	<b>5,500</b>	<b>4,981</b>	<b>519</b>
	<b>Grand Total</b>			<b>1,466,968</b>	<b>943,577</b>	<b>523,390</b>
			100% AR	56,078	33,578	22,500
			100% TX	82,659	57,154	25,505
			Split	1,328,230	852,845	475,385
			<b>Total</b>	<b>1,466,968</b>	<b>943,577</b>	<b>523,390</b>
	* Project has bill back portion to either city					
	R Reserve Contribution Item	AR		596,270	380,430	215,839
		TX		870,698	563,147	307,551
		<b>Total</b>		<b>1,466,968</b>	<b>943,577</b>	<b>523,390</b>



**TEXARKANA WATER UTILITIES  
TECHNOLOGY CAPITAL ITEMS  
PROPOSED FY 2025**

Division	Item	Fund	Project #	2025 Budgeted Amount
Various	Computer/Technology Replacements- 2025	A/T	532501	3,000
	<b>Total Various</b>			<b>3,000</b>
<b>210</b>	Springbrook Software Conversion	A/T	532302	60,000
	<b>Total 210</b>			<b>60,000</b>
<b>230</b>	<b>Recurring Items</b>			
	Microsoft EA Agreement-Renewal	A/T	532502	62,000
*	Nutanix Cluster Maintenance	A/T	532503	79,000
*	Cyber Security Solutions	A/T	532504	145,000
	Service Desk Management Renewal	A/T	532505	16,500
*	Azure Premium for Enterprise Renewal	A/T	532506	58,000
*	Security Training/Email Phishing Test TX/TWU Know B4	A/T	532507	18,000
*	Intrusion Detection Renewal	A/T	532508	17,000
	<b>Subtotal</b>			<b>395,500</b>
	<b>Carryover/Reserve Contribution Items</b>			
R	Cisco Switch Replacements	A/T		15,000
R	Nutanix Cluster Replacement in FY27-Reserve Contribution 160k	A/T		10,000
R	Disaster Appliance Refresh in FY27-Reserve Contribution 195K	A/T		39,000
	<b>Subtotal</b>			<b>64,000</b>
	<b>New Projects</b>			
	PC/UPS/Monitor Replacements for TWU	A/T	532509	45,000
	Enterprise Domain Controller Refresh	A/T	532510	15,000
	SCADA/Operational Technology Security Assessment	A/T	532511	150,000
	Utility-wide Copier/MFP Refresh	A/T	532512	60,000
	Enterprise Password Management	A/T	532513	16,000
	Advanced Authentication Deployment	A/T	532514	25,000
	UPS Replacements	A/T	532515	3,000
	Replace TWU Phone System (End of Life)	A/T	532516	75,000
	96 Count Aerial Fiber, Metal Spool	T	532517	12,000
	Network Penetration Test	A/T	532518	30,000
	<b>Subtotal</b>			<b>431,000</b>
	<b>Total 230</b>			<b>890,500</b>
<b>310</b>	Customer Management Queue Software	A/T	532519	8,000
	Check Scanner for Mail Processing	A/T	532520	3,500
	<b>Total 310</b>			<b>11,500</b>
<b>330</b>	(9) Cell Phone Replacements for Meter Reading	A/T	532521	900
	<b>Total 330</b>			<b>900</b>
<b>530</b>	Microsoft Licensing for Plant Operators	A/T	532522	3,000
	<b>Total 530</b>			<b>3,000</b>
<b>610</b>	(1)-12.9 inch I-Pad Pro	A/T	532523	1,500
	<b>Total 610</b>			<b>1,500</b>

**TEXARKANA WATER UTILITIES  
TECHNOLOGY CAPITAL ITEMS  
PROPOSED FY 2025**

Division	Item	Fund	Project #	2025 Budgeted Amount
612	(2) Microsoft Tough Book Laptops	A/T	532524	10,000
	<b>Total 612</b>			<b>10,000</b>
620	(2) Microsoft Tough Book Laptops	A/T	532525	10,000
	<b>Total 620</b>			<b>10,000</b>
630	(2) Microsoft Tough Book Laptops	A/T	532526	10,000
	<b>Total 630</b>			<b>10,000</b>
710	(1) Lap Top	A/T	532527	2,200
	<b>Total 710</b>			<b>2,200</b>
740	<b>Recurring Items</b>			
	* Miller County 2025 Aerial Pictometry (Partially Reimb. by MC Tax Assessor Ofc)	A	532528	33,578
	* Bowie County 2025 Aerial Pictometry (100% Reimbursed by BCAD)	T	532529	54,159
	GIS Enterprise Annual Hosting Fee-New Edge	A/T	532530	65,500
	* CityWorks Annual Maintenance	A/T	532531	87,828
	Cityworks Service Hours for depts. 610, 310, 330, 710 - New Edge	A/T	532532	24,000
	Cityworks Integration Yearly Maintenance for 310/330	A/T	532533	5,000
	Aerial Photography - TWU for 1" imagery in Texarkana	A/T	532534	15,000
	Cityworks Hosted by NewEdge	A/T	532535	38,500
	<b>Subtotal</b>			<b>323,566</b>
	<b>Reserve Contribution Items</b>			
R	Utility Network for Water Implementation- New Edge (\$75,000 total cost)	A/T		35,000
	<b>Subtotal</b>			<b>35,000</b>
	<b>New Projects</b>			
	Cityworks Implementation and Training for 750	A/T	532526	45,000
	GIS Office Plotter with Scanner - BCAD includes 5 year maintenance	T	532527	16,000
	(2) Bad Elf Flex Mini Extreme GPS Units	A/T	532528	3,000
	(2) Replacement iPads 11" & 13"	A/T	532529	3,000
	Parcel Fabric for BCAD - Implementation and Training	T	532530	25,000
	<b>Subtotal</b>			<b>92,000</b>
	<b>Total 740</b>			<b>450,566</b>
750	(5)-10.9 inch I-Pad Pro	A/T	532531	5,500
	<b>Total 750</b>			<b>5,500</b>
	<b>Grand Total</b>			<b>1,458,666</b>

**TEXARKANA WATER UTILITIES  
TECHNOLOGY CAPITAL ITEMS  
PROPOSED FY 2025**

Division	Item	Fund	Project #	2025 Budgeted Amount
		100% AR		33,578
		100% TX		107,159
		Split		1,317,928
		<b>Total</b>		<b>1,458,666</b>
	* Project has bill back portion to either city			
	R Reserve Contribution Item	AR		589,876
		TX		868,790
		<b>Total</b>		<b>1,458,666</b>

**TEXARKANA WATER UTILITIES**

**Technology Fund**

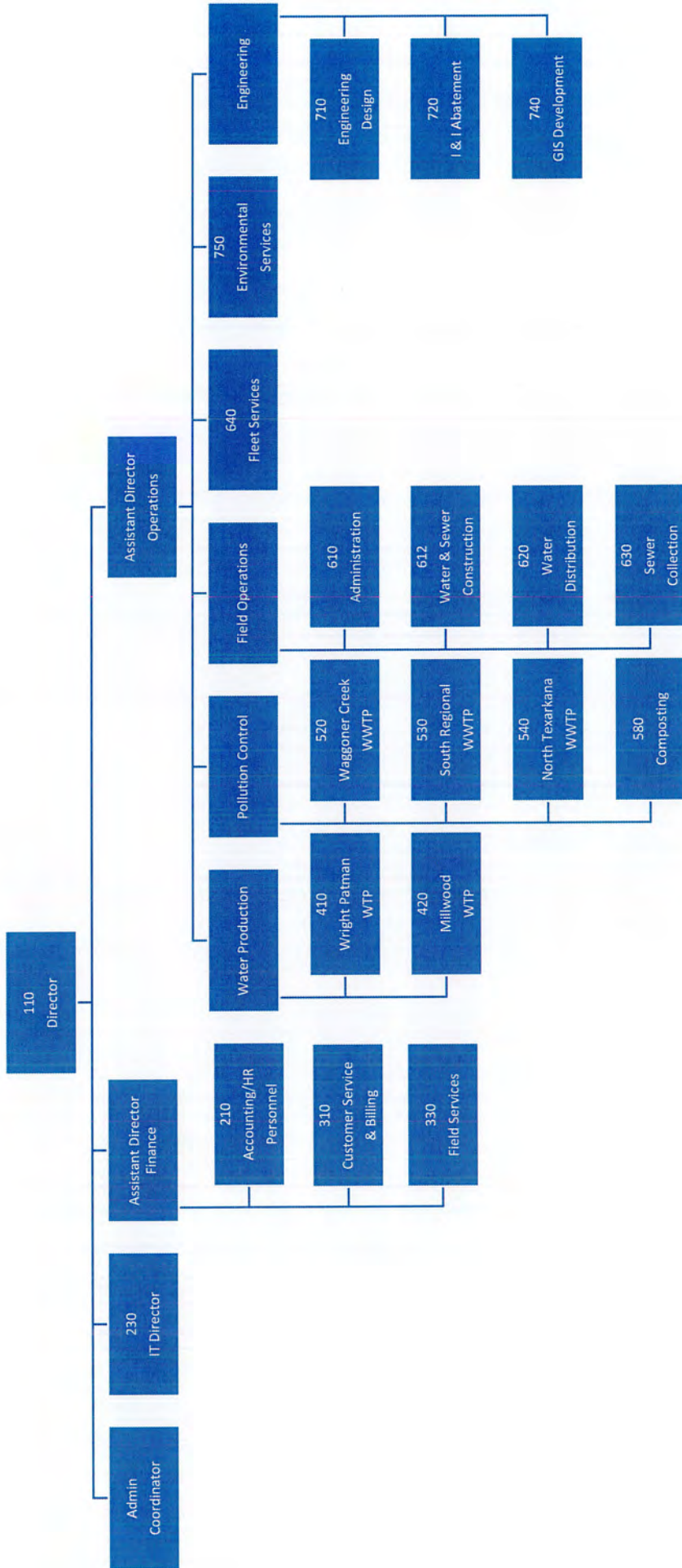
**Accumulated Reserves Detail**

**FY 2025**

Division	Budgeted Expenditure	Prior Accumulated Balance	FY23	FY24	FY25	FY25 Released Reserves	Accum. Reserve Balance	Future Contrib. Needed
230	Cisco Switch Replacements	0	0	185,000	15,000	0	200,000	20,000
230	Disaster Appliance Refresh	0	39,000	39,000	39,000	0	117,000	78,000
230	Nutanix Cluster Replacement	60,000	40,000	40,000	10,000	0	150,000	10,000
740	Utility Network-New Edge	0	0	0	35,000	0	35,000	35,000
<b>TOTALS</b>		<b>60,000</b>	<b>79,000</b>	<b>264,000</b>	<b>99,000</b>	<b>0</b>	<b>502,000</b>	<b>143,000</b>
Reserve Balance as of 9/30/24		218,000						
Revised Reserves Contribution FY24		185,000						
Reserves Released for Purchases		0						
FY25 Reserve Contributions		99,000						
Required Reserves @ 9/30/25		502,000						
Projected Ending Fund Balance @ 9/30/25		523,559						
Excess/(Shortage) over Required Reserves		21,559						
Reserves by Fund		201,966	AR					
		300,034	TX					
		<u>502,000</u>	TOTAL RESERVE BALANCE					

# TEXARKANA WATER UTILITIES

## Organizational Chart



# TWU Personnel Schedule Summary

	2023	2024	2025	Change	Notes for Changes
110 Administration					
Director	1.00	1.00	1.00	-	Title Change
Administrative Coordinator	1.00	1.00	1.00	-	
Assistant Director	1.00	1.00	1.00	-	Title Change
Assistant Director-Finance	1.00	1.00	1.00	-	Title Change
Senior Accountant	1.00	-	-	-	
IT Director	1.00	1.00	1.00	-	
	<b>6.00</b>	<b>5.00</b>	<b>5.00</b>	-	
210 Accounting/Personnel					
Controller	1.00	1.00	1.00	-	Title Change
Accounting Supervisor	1.00	-	-	-	
Purchasing Agent II	1.00	1.00	1.00	-	
Purchasing Agent I	1.00	1.00	1.00	-	
Accountant	-	2.00	2.00	-	Title Change
Payroll/Benefits Administrator	1.00	1.00	1.00	-	
Senior Accounting Clerk	1.00	1.00	1.00	-	
	<b>6.00</b>	<b>7.00</b>	<b>7.00</b>	-	
230 Information Technology					
Technical Project Manager	1.00	1.00	1.00	-	
Senior Network Administrator	1.00	1.00	1.00	-	
Senior Systems Administrator	1.00	1.00	1.00	-	
Systems Analyst II	1.00	1.00	2.00	1.00	Position Added
Information Security Analyst	1.00	1.00	1.00	-	
IT Specialist II - Team Lead	1.00	1.00	1.00	-	
IT Specialist	2.00	3.00	3.00	-	
Infrastructure Technician-Fiber	2.00	2.00	2.00	-	
IT/GIS Administration Clerk	1.00	1.00	1.00	-	
	<b>11.00</b>	<b>12.00</b>	<b>13.00</b>	<b>1.00</b>	
310 Customer Service					
Customer Service Supervisor	1.00	1.00	1.00	-	
Customer Service Specialist II	1.00	1.00	1.00	-	
Customer Service Specialist I	10.00	12.00	12.00	-	
Billing Technician	3.00	3.00	3.00	-	
	<b>15.00</b>	<b>17.00</b>	<b>17.00</b>	-	
330 Field Services					
Metering Field Services Supervisor	1.00	1.00	1.00	-	
Metering Foreman	-	-	1.00	1.00	Position Added
Field Services Representative II	1.00	1.00	1.00	-	
Field Services Representative I	8.00	10.00	9.00	(1.00)	Position Eliminated
Chief Meter Technician	1.00	1.00	1.00	-	
Meter Service Technician	1.00	-	-	-	
	<b>12.00</b>	<b>13.00</b>	<b>13.00</b>	-	

# TWU Personnel Schedule Summary

	2023	2024	2025	Change	Notes for Changes
410 Wright Patman Water Treatment Plant					
Water Production Manager	1.00	1.00	1.00	-	
Plant Operations Supervisor	1.00	1.00	1.00	-	
Chief Plant Operator	1.00	1.00	1.00	-	
Plant Operator III	1.00	1.00	1.00	-	
Plant Operator II	3.00	6.00	6.00	-	
Plant Operator I	6.00	4.00	4.00	-	
Plant Maintenance Supervisor	1.00	-	-	-	
Maintenance Chief	1.00	1.00	1.00	-	
Plant Mechanic III	1.00	1.00	1.00	-	
Plant Mechanic II	1.00	1.00	1.00	-	
Plant Mechanic I	2.00	2.00	2.00	-	
Laboratory Supervisor	1.00	1.00	1.00	-	
Lab Technician II	1.00	1.00	1.00	-	
Lab Technician I	1.00	1.00	1.00	-	
Licensed Electrician	1.00	2.00	2.00	-	
	<b>23.00</b>	<b>24.00</b>	<b>24.00</b>	<b>-</b>	
420 Millwood Water Treatment Plant					
Chief Plant Operator	1.00	1.00	1.00	-	
Plant Operator II	2.00	2.00	2.00	-	
Maintenance Chief	1.00	1.00	1.00	-	
	<b>4.00</b>	<b>4.00</b>	<b>4.00</b>	<b>-</b>	
520 Waggoner Creek Wastewater Treatment Plant					
Plant Operator II	1.00	1.00	1.00	-	
	<b>1.00</b>	<b>1.00</b>	<b>1.00</b>	<b>-</b>	
530 South Regional Wastewater Treatment Plant					
Pollution Control Manager	1.00	1.00	1.00	-	
Pollution Control Administrator	-	1.00	1.00	-	
Plant Operations Supervisor	1.00	1.00	1.00	-	
Chief Plant Operator	1.00	1.00	1.00	-	
Plant Operator III	1.00	-	-	-	
Plant Operator II	4.00	3.00	4.00	1.00	Position Added
Plant Operator I	9.00	9.00	8.00	(1.00)	Position Eliminated
Chief Laboratory Technician	1.00	1.00	-	(1.00)	Position Eliminated
Lab Supervisor	-	-	1.00	1.00	Position Added
Laboratory Technician	2.00	2.00	2.00	-	
Electronics Specialist	1.00	1.00	1.00	-	
Electronics Technician	1.00	-	-	-	
Plant Maintenance Supervisor	1.00	1.00	1.00	-	
Maintenance Chief	1.00	1.00	1.00	-	
Plant Mechanic II	3.00	3.00	3.00	-	
Plant Mechanic I	6.00	7.00	7.00	-	
Data Entry Clerk	1.00	1.00	1.00	-	
	<b>34.00</b>	<b>33.00</b>	<b>33.00</b>	<b>-</b>	
540 North Texarkana Wastewater Treatment Plant					
Plant Operator II	1.00	1.00	1.00	-	
	<b>1.00</b>	<b>1.00</b>	<b>1.00</b>	<b>-</b>	

# TWU Personnel Schedule Summary

		2023	2024	2025	Change	Notes for Changes
580	Composting					
	Compost Technician	-	1.00	1.00	-	
	Sludge Disposal Foreman	1.00	1.00	1.00	-	
	Heavy Equipment Operator	2.00	2.00	2.00	-	
		<b>3.00</b>	<b>4.00</b>	<b>4.00</b>	-	
610	Field Operations/Administration					
	Field Operations Manager	1.00	1.00	1.00	-	
	Dispatcher III	-	1.00	1.00	-	
	Dispatcher II	1.00	2.00	2.00	-	
	Dispatcher I	2.00	-	-	-	
		<b>4.00</b>	<b>4.00</b>	<b>4.00</b>	-	
612	Water & Sewer Construction					
	Utility Supervisor	1.00	1.00	1.00	-	
	Utility Foreman/Operator	2.00	2.00	2.00	-	
	Locator	3.00	-	-	-	
	Concrete Finisher/Operator	1.00	-	-	-	
	Construction/Maintenance Tech I	8.00	6.00	6.00	-	
	Construction/Maintenance Tech II	-	4.00	4.00	-	
	Heavy Equipment Operator	1.00	-	-	-	
		<b>16.00</b>	<b>13.00</b>	<b>13.00</b>	-	
620	Water Distribution					
	Utility Supervisor	1.00	1.00	1.00	-	
	Utility Foreman/Operator	5.00	5.00	5.00	-	
	Construction/Maintenance Tech I	8.00	5.00	5.00	-	
	Construction/Maintenance Tech II	-	3.00	3.00	-	
		<b>14.00</b>	<b>14.00</b>	<b>14.00</b>	-	
630	Sewer Collection					
	Utility Supervisor	1.00	1.00	1.00	-	
	Jet Truck Operator	3.00	3.00	3.00	-	
	Locator	-	3.00	3.00	-	
	Construction/Maintenance Tech I	8.00	5.00	5.00	-	
	Construction/Maintenance Tech II	-	3.00	3.00	-	
	Utility Foreman/Operator	3.00	3.00	3.00	-	
		<b>15.00</b>	<b>18.00</b>	<b>18.00</b>	-	
640	Fleet Services Center					
	Fleet Services Manager	1.00	1.00	1.00	-	
	Auto Mechanic II	2.00	2.00	2.00	-	
	Auto Mechanic III (Diesel)	2.00	2.00	2.00	-	
	Data Entry Clerk	1.00	1.00	1.00	-	
		<b>6.00</b>	<b>6.00</b>	<b>6.00</b>	-	

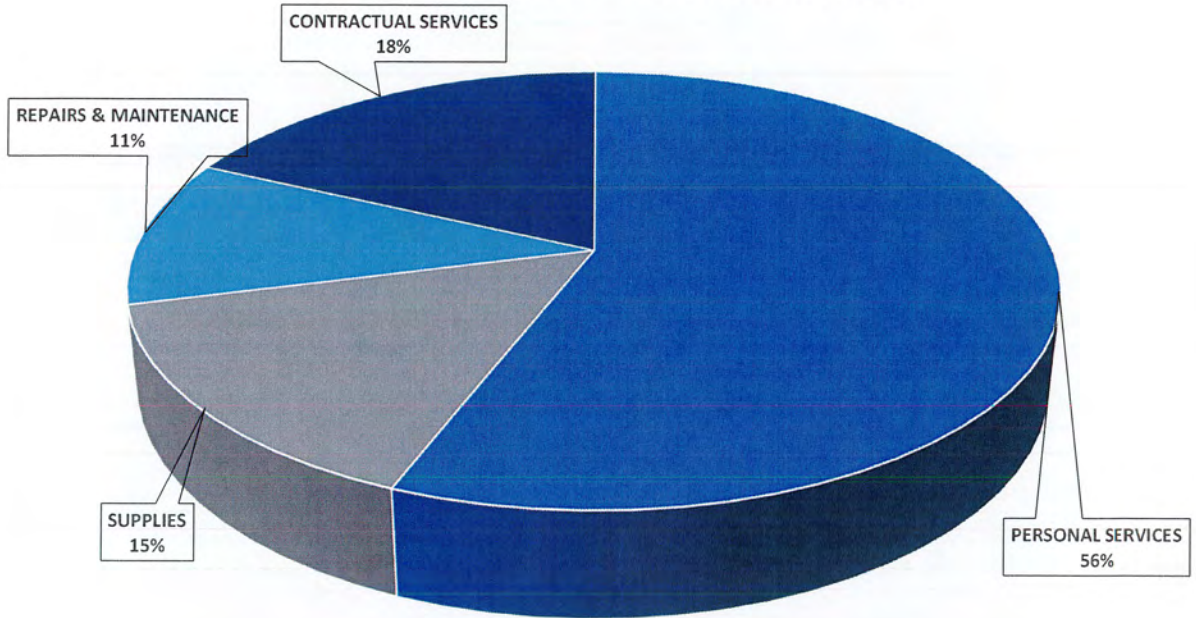


# TWU Personnel Schedule Summary

	2023	2024	2025	Change	Notes for Changes
710 Engineering Design					
Design Engineer	1.00	1.00	1.00	-	
Engineering Technician II	1.00	1.00	1.00	-	
Engineering Technician I	1.00	1.00	1.00	-	
Engineering Technician/Construction Inspector	4.00	4.00	4.00	-	
Survey Party Chief	1.00	1.00	1.00	-	
Survey Instrument Operator	1.00	1.00	1.00	-	
M&O Coordinator	1.00	1.00	1.00	-	
	<b>10.00</b>	<b>10.00</b>	<b>10.00</b>	<b>-</b>	
720 Engineering/I & I Abatement					
I & I Coordinator	1.00	1.00	1.00	-	
Engineering Field Technician	1.00	1.00	1.00	-	
Engineering Technician II	1.00	1.00	1.00	-	
	<b>3.00</b>	<b>3.00</b>	<b>3.00</b>	<b>-</b>	
740 GIS Development					
City Works Administrator	-	1.00	1.00	-	
GIS Analyst	1.00	1.00	-	(1.00)	Position Eliminated
GIS Administrator	-	-	1.00	1.00	Position Added
GIS Technician	2.00	2.00	2.00	-	
	<b>3.00</b>	<b>4.00</b>	<b>4.00</b>	<b>-</b>	
750 Environmental Services					
Environmental Engineer	1.00	1.00	1.00	-	
Environmental Coordinator	1.00	1.00	1.00	-	
Environmental Specialist	1.00	1.00	1.00	-	
Industrial Pretreatment Coordinator	1.00	1.00	1.00	-	
Pretreatment Specialist	1.00	1.00	1.00	-	
Administration Clerk (Part-Time)	-	-	1.00	1.00	Position Added
	<b>5.00</b>	<b>5.00</b>	<b>6.00</b>	<b>1.00</b>	
<b>Authorized Number of Positions</b>	<b>192.00</b>	<b>198.00</b>	<b>200.00</b>	<b>2.00</b>	

TWU is budgeted at full employment

**2025 PROPOSED O&M EXPENDITURES ALL FUNDS**



	2023 ACTUAL	2024 REVISED	2025 PROPOSED	% OF TOTAL
PERSONAL SERVICES	\$ 12,399,859	\$ 13,366,306	\$ 13,650,754	55.9%
SUPPLIES	\$ 3,513,234	\$ 3,841,337	\$ 3,679,930	15.1%
REPAIRS & MAINTENANCE	\$ 2,575,329	\$ 2,368,163	\$ 2,660,865	10.9%
CONTRACTUAL SERVICES	\$ 4,256,852	\$ 4,368,830	\$ 4,436,494	18.2%
<b>TOTAL O&amp;M EXPENDITURES</b>	<b>\$ 22,745,274</b>	<b>\$ 23,944,636</b>	<b>\$ 24,428,043</b>	<b>100.0%</b>

\*GRAPHIC PACKAGING-DEPT. 490 IS EXCLUDED FROM THE TOTALS AS THEY PAY THEIR OWN EXPENSES

\*LEARY DEPT. 830 IS EXCLUDED FROM THE TOTAL AS THEY PAY THEIR OWN EXPENSES

\*MCPWA DEPT. 833 IS EXCLUDED FROM THE TOTAL AS THEY PAY THEIR OWN EXPENSES

PERSONAL SERVICES INCLUDES EMPLOYEE WAGES, RETIREMENT, SOCIAL SECURITY, LONGEVITY PAY AND GROUP INSURANCE

SUPPLIES INCLUDES OFFICE SUPPLIES, SAFETY, UNIFORMS AND CHEMICALS FOR WATER & SEWER PLANTS

REPAIRS & MAINTENANCE INCLUDES FUEL FOR VEHICLES & EQUIPMENT, BUILDING MAINTENANCE, AND MACHINERY FOR THE WATER & SEWER PLANTS

CONTRACTUAL SERVICES INCLUDES ELECTRICAL, INSURANCE, COMMUNICATIONS, GARBAGE HAULING, WATER RIGHTS, POSTAGE, MAINTENANCE CONTRACTS & AUDIT FEES

## TWU Operating Budget Comparison With Variance Explanations (All Funds)

DEPT.	DIVISION	FY24 BUDGET	FY25 BUDGET	INCREASE AND/OR DECREASE	% INCREASE AND/OR DECREASE	VARIANCE NOTE REFERENCE
110	ADMINISTRATION	\$679,323	\$677,524	(1,799.00)	-0.26%	
210	ACCOUNTING/HR	\$653,831	\$689,153	35,322.00	5.40%	1 & 3
230	INFORMATION TECHNOLOGY	\$1,272,317	\$1,341,397	69,080.00	5.43%	2
310	CUSTOMER SERVICE	\$1,223,323	\$1,209,380	(13,943.00)	-1.14%	
330	FIELD SERVICES	\$807,537	\$809,671	2,134.00	0.26%	
410	WRIGHT PATMAN WTP (100% TX)	\$4,781,599	\$4,784,748	3,149.00	0.07%	
420	MILLWOOD WTP (100% AR)	\$1,909,364	\$2,021,505	112,141.00	5.87%	3
520	WAGGONER CREEK WWTP (100% TX)	\$461,152	\$482,296	21,144.00	4.59%	3
530	SOUTH REGIONAL WWTP	\$4,688,098	\$4,671,947	(16,151.00)	-0.34%	
540	NORTH TEXARKANA WWTP	\$288,363	\$257,583	(30,780.00)	-10.67%	4
580	COMPOSTING	\$401,126	\$399,722	(1,404.00)	-0.35%	
610	FIELD OPERATIONS/ADMINISTRATION	\$295,703	\$289,674	(6,029.00)	-2.04%	
612	WATER & SEWER CONSTRUCTION	\$1,030,828	\$1,004,916	(25,912.00)	-2.51%	
620	WATER DISTRIBUTION	\$1,681,505	\$1,669,748	(11,757.00)	-0.70%	
630	SEWER COLLECTION	\$1,495,350	\$1,488,809	(6,541.00)	-0.44%	
640	FLEET SERVICES CENTER	\$667,712	\$679,836	12,124.00	1.82%	
710	ENGINEERING DESIGN	\$729,327	\$703,724	(25,603.00)	-3.51%	
720	ENGINEERING I/I ABATEMENT	\$289,383	\$263,153	(26,230.00)	-9.06%	5
740	GIS DEVELOPMENT	\$466,263	\$460,441	(5,822.00)	-1.25%	
750	ENVIRONMENTAL SERVICES	\$466,151	\$501,863	35,712.00	7.66%	6
831	LEARY NON-BILLABLE	\$7,033	\$8,248	1,215.00	17.28%	7
834	MILLER COUNTY PWA-NON BILLABLE	\$19,235	\$12,706	(6,529.00)	-33.94%	8
<b>GRAND TOTAL</b>		<b>24,314,523.00</b>	<b>24,428,044.00</b>	<b>113,521.00</b>	<b>0.47%</b>	

Departments 490,830 & 833 are excluded since their budgets are not funded by TWU rates.

### Variance Explanations

- 1 Salary adjustments for new compensation plan effective 10/1/24
- 2 Added (1) IT Systems Analyst II position as recommended by the cyber security consultant for increased network security
- 3 3% increase across the board; covered in the rate study; Will increase FICA, employer retirement contributions and workman's comp premiums
- 4 Decrease in repairs & maintenance due to decrease in cost for Caustic Soda
- 5 Decrease in Personal Services due to group insurance election changes
- 6 Added (1) Part Time Administrative Clerk Position
- 7 Increase in Salary & Benefits Transfers In due to 3% increase in customer service salaries that are allocated here for the Leary accounts they service
- 8 Decrease in Personal Services based on FY23 actuals and FY24 revised numbers

## Administration - 110

### DESCRIPTION:

Texarkana Water Utilities is a joint department of the Cities of Texarkana, Arkansas and Texarkana, Texas which provides water and sewer services to both cities and the surrounding area. The Utility also provides solid waste billing and computer networking and maintenance to both Cities. Vehicle maintenance is provided to the Arkansas Police, Fire and Public Works Department as well as for Texarkana Municipal Airport. In addition, compost sales, green waste disposal, residential motor oil disposal and bacteriological water testing is offered to local citizens and nearby municipalities. The Utility performs functions of capital budgeting and planning, system operations, maintenance, engineering design, engineering planning, finance, and administration independent of the two cities, yet in conjunction with city activities. The Administration Division is responsible for all departmental activities.

### FOCUS:

This program focuses on the following: to provide administration guidance to all departmental divisions and coordinate efforts to provide quality water and sewer service to Texarkana, Arkansas and Texas and surrounding area; to provide focus, planning and leadership to a program to improve existing Utility infrastructure; to lead the Utility in a program to improve the quality of customer service by upgrading the timeliness, courtesy and accuracy of the service; to continue to improve and expand the bi-city computer network and services; also to continue to improve interdivisional and intercity communication and cooperation; and to accomplish this goal by providing all divisions with all aspects of customer relations training .

### PERSONNEL SCHEDULE

POSITION	CLASS	CURRENT	PROPOSED
Director	14	1	1
❖ Administrative Coordinator	6	1	1
❖ Assistant Director	13	1	1
❖ Assistant Director-Finance	13	1	1
❖ IT Director	13	1	1

**TEXARKANA WATER UTILITIES**  
**ADMINISTRATION- 110**

	<i>Actual</i> 22-23	<i>Budget</i> 23-24	<i>Revised</i> 23-24	<i>Budget</i> 24-25
<b><u>EXPENDITURES</u></b>				
Personal Services	651,610	593,858	609,441	596,364
Supplies	40,676	38,415	38,247	41,835
Repairs & Maintenance	22,835	23,700	20,243	20,000
Contractual Services	21,495	23,350	21,791	19,325
<b>TOTAL</b>	<b>736,616</b>	<b>679,323</b>	<b>689,722</b>	<b>677,524</b>

**PERSONAL SERVICES**

511100	Supervision	369,668	378,405	378,507	395,311
511300	Clerical	98,720	52,608	54,994	46,550
512111	Longevity	4,440	4,248	4,248	4,056
512112	Group Insurance	42,559	28,068	40,952	12,700
512114	Retirement	79,686	74,272	75,066	74,990
512115	Social Security	36,194	33,615	35,652	34,507
512116	Workmen's Comp	1,835	1,492	1,583	1,601
512118	Employee Screening	0	0	0	0
512121	Certification/License Pay	8,766	4,500	5,387	5,500
512100	Education & Training	9,743	16,650	13,053	21,150
519999	Salary & Ben Transfer Out	0	0	0	0
<b>TOTAL</b>		<b>651,610</b>	<b>593,858</b>	<b>609,441</b>	<b>596,364</b>

**SUPPLIES**

521100	Office Supplies	4,381	3,375	4,118	4,015
521200	Operating Supplies	2,721	1,900	1,367	2,000
521416	Emergency/Disaster	0	0	0	0
521911	Uniform Cost	148	200	950	1,500
522300	Laundry & Janitorial	33,267	32,940	31,755	33,860
522700	Printing	149	0	57	460
<b>TOTAL</b>		<b>40,676</b>	<b>38,415</b>	<b>38,247</b>	<b>41,835</b>

**REPAIRS & MAINTENANCE**

531111	Office Machines & Eq	349	0	0	0
531214	Fuel	0	0	0	0
532100	Building	22,486	23,700	20,243	20,000
<b>TOTAL</b>		<b>22,835</b>	<b>23,700</b>	<b>20,243</b>	<b>20,000</b>

**CONTRACTUAL SERVICES**

541111	Accounting & Audit	0	0	0	0
541311	Communications	3,318	2,900	3,848	3,800
541711	Equipment Rental	0	0	0	0
543111	Garbage Hauling	2,208	1,900	2,549	2,500

**TEXARKANA WATER UTILITIES**

**ADMINISTRATION- 110**

		<i>Actual</i> <i>22-23</i>	<i>Budget</i> <i>23-24</i>	<i>Revised</i> <i>23-24</i>	<i>Budget</i> <i>24-25</i>
543400	Insurance	3,266	4,000	3,217	3,450
543900	Legal	0	0	0	0
544100	Maintenance Contracts	8,973	11,000	8,800	9,000
544900	Postage	353	200	0	100
545700	Special Services	445	350	445	475
545719	Other Special Services	2,932	3,000	2,932	0
<b>TOTAL</b>		<b>21,495</b>	<b>23,350</b>	<b>21,791</b>	<b>19,325</b>

57.89%	Texas	392,199
42.11%	Arkansas	285,325
		<u><b>677,524</b></u>

## Accounting/Personnel - 210

### DESCRIPTION:

The Accounting Division is a unit engaged in the collection, recording and distribution of financial data within the Utility. This division is responsible for all accounting services which include Cash and Investment Management, Payroll, Human Resources, Purchasing, Fuel Station Operations, Warehouse Inventory, Asset Depreciation/Management, Accounts Payable and Accounts Receivable. This department prepares and maintains accounting procedures for a complex accounting system comprised of eight (8) separate entities in accordance with management directives and corresponding principles and regulations. The entities include the Water Utilities Department for the Cities of Texarkana Texas and Texarkana, Arkansas, Lake Texarkana Water Supply Corporation, Graphic Packaging Company-Water Funds, Mandeville, Union, Leary Water Systems and Miller County Public Water Authority. This division supervises a materials and supplies warehouse where an inventory is maintained, and stock items are purchased and issued to other divisions within the Utility. The Utilities Fueling Station is operated and maintained in accordance with all legal requirements and/or policies. In addition, the division provides all Payroll and Human Resource services that include processing a bi-weekly payroll for approximately 168 employees, benefits administration, worker's compensation, job postings and new employee orientation while maintaining all past and present Utility Personnel records. We compile, calculate, and prepare data for billing of fuel, vehicle maintenance, Internet service, IT service calls and other materials and equipment expenses to various City and County offices.

### FOCUS:

The primary focus of the Accounting Division is to provide prompt and courteous service to both internal and external customers. We process, record, and summarize external transactions and inter-fund activities in an accurate and timely manner. The Accounting Division provides technical accounting support and assistance to all divisions within the Utility. We continuously seek to integrate modern technology to increase operational efficiency.

### PERSONNEL SCHEDULE

POSITION	CLASS	CURRENT	PROPOSED
❖ Controller	9	1	1
◆ Purchasing Agent II	5	1	1
▪ Purchasing Agent I	5	1	1
◆ Payroll/Benefits Administrator	6	1	1
◆ Senior Accounting Clerk	5	1	1
◆ Accountant	8	2	2

**TEXARKANA WATER UTILITIES**

**ACCOUNTING / PERSONNEL- 210**

	<i>Actual</i> 22-23	<i>Budget</i> 23-24	<i>Revised</i> 23-24	<i>Budget</i> 24-25
<b><u>EXPENDITURES</u></b>				
Personal Services	332,301	455,311	448,974	470,828
Supplies	14,572	15,570	15,128	15,720
Repairs & Maintenance	23,351	11,050	5,079	9,045
Contractual Services	199,343	173,900	186,501	193,560
<b>TOTAL</b>	<b>569,567</b>	<b>655,831</b>	<b>655,682</b>	<b>689,153</b>

**PERSONAL SERVICES**

511100	Supervision	59,000	52,782	52,707	54,240
511311	Clerical	157,047	248,747	244,555	273,592
511312	Overtime	4,127	3,500	3,512	3,500
511611	Temporary Labor	4,992	0	0	0
511811	Stipend	0	0	0	0
512111	Longevity	2,604	3,096	2,994	3,432
512112	Group Insurance	40,267	61,696	58,461	45,002
512114	Retirement	37,394	51,634	52,103	55,542
512115	Social Security	19,119	23,369	23,337	25,558
512116	Workmen's Comp	1,639	1,646	1,699	1,362
512118	Employee Screening	51	41	0	0
512121	Certification/License Pay	3,470	6,500	8,106	6,500
512100	Education & Training	2,398	2,300	1,500	2,100
<b>TOTAL</b>		<b>332,301</b>	<b>455,311</b>	<b>448,974</b>	<b>470,828</b>

**SUPPLIES**

521100	Office Supplies	9,147	9,720	9,677	9,820
521200	Operating Supplies	1,659	800	700	800
521400	Safety Supplies & Equip	226	2,200	700	2,200
521700	Minor Tools	42	0	0	0
521911	Uniform Cost	791	700	651	700
522300	Laundry & Janitorial	367	250	400	300
522700	Printing	2,340	1,900	3,000	1,900
<b>TOTAL</b>		<b>14,572</b>	<b>15,570</b>	<b>15,128</b>	<b>15,720</b>

**REPAIRS & MAINTENANCE**

531200	Motor Vehicles	0	0	0	0
531700	Machinery & Equip	17,329	5,950	2,579	3,445
532100	Building R & M	6,022	5,100	2,500	5,600
<b>TOTAL</b>		<b>23,351</b>	<b>11,050</b>	<b>5,079</b>	<b>9,045</b>

**CONTRACTUAL SERVICES**



**TEXARKANA WATER UTILITIES**

**ACCOUNTING / PERSONNEL- 210**

		<i>Actual</i> 22-23	<i>Budget</i> 23-24	<i>Revised</i> 23-24	<i>Budget</i> 24-25
541111	Accounting & Audit	54,239	40,000	40,000	50,000
541311	Communications	16,861	16,000	15,693	16,000
541700	Rentals	0	0	0	0
541900	Fees and Permits	2,460	75	75	75
543400	Insurance	2,343	2,525	2,518	2,635
543900	Legal	304	1,000	618	800
544100	Maintenance Contracts	110,591	101,800	115,800	111,800
544900	Postage	18	0	0	0
545200	Power Purchases	3,920	3,500	2,796	3,250
545719	Special Services	8,606	9,000	9,000	9,000
<b>TOTAL</b>		<b>199,343</b>	<b>173,900</b>	<b>186,501</b>	<b>193,560</b>
<b>TOTAL BUDGET</b>		<b>569,567</b>	<b>655,831</b>	<b>655,682</b>	<b>689,153</b>
55.79%	Texas				384,500
42.36%	Arkansas				291,925
0.37%	Mandeville				2,545
1.48%	Union				10,183
					<b>689,153</b>

## Information Technology - 230

### DESCRIPTION:

Information Technology is an internal division that provides IT support and IT oversight for both Cities of Texarkana and the Utility. Our customer base is 750+ end-users and 35 locations. We provide enterprise and departmentalized IT services. These IT services include, but are not limited to, installing and maintaining servers, system administration, security, networking, email services, internet access, database design, web site development, controlled access door system, video surveillance implementation, network wiring, wireless, fiber optics, public wireless access at selected city sites, IT service management, electronic recycling, along with providing continual support for troubleshooting and repairing technical hardware and software. Training, on-site-remote technical support, third party application deployment and maintenance and remote access connectivity for authorized users/sites and continuously work with other public entities on technological projects.

### FOCUS:

Texarkana Water Utilities Information Technology Department (TWU IT) is committed to empowering the Cities of Texarkana with secure and reliable technology services that support the cities' mission of providing customer focused public services and regional leadership that serves residents and visitors while offering a safe, vibrant, and welcoming community. The Information Technology department places special emphasis on our core values of Integrity, Ingenuity, Professionalism, and Security.

### PERSONNEL SCHEDULE

POSITION	CLASS	CURRENT	PROPOSED
❖ Technical Project Manager	11	1	1
❖ Senior Network Administrator	11	1	1
❖ Senior Systems Administrator	11	1	1
❖ Systems Analyst II	6	1	2
❖ Information Security Analyst	11	1	1
❖ IT Specialist II – Team Lead	6	1	1
❖ IT Specialist	6	3	3
❖ Infrastructure Technician – Fiber	8	2	2
❖ IT/GIS Administration Clerk	5	1	1

**TEXARKANA WATER UTILITIES**  
**INFORMATION TECHNOLOGY- 230**

	<i>Actual</i> 22-23	<i>Budget</i> 23-24	<i>Revised</i> 23-24	<i>Budget</i> 24-25
<b><u>EXPENDITURES</u></b>				
Personal Services	870,643	1,012,907	1,046,206	1,116,887
Supplies	12,533	32,560	13,172	33,360
Repairs & Maintenance	25,763	37,385	18,559	36,775
Contractual Services	135,376	189,465	138,163	154,375
<b>TOTAL</b>	<b>1,044,316</b>	<b>1,272,317</b>	<b>1,216,100</b>	<b>1,341,397</b>

**PERSONAL SERVICES**

511100	Supervision	99,607	111,127	111,014	122,335
511311	Clerical	19,237	19,848	19,818	20,444
511312	Overtime	0	0	150	0
511411	Maintenance & Oper	480,739	564,364	565,075	645,097
511412	Overtime	5,952	8,000	6,000	8,000
511611	Temporary Labor	0	0	0	0
512111	Longevity	2,910	3,240	3,480	3,930
512112	Group Insurance	92,107	94,708	132,073	85,177
512114	Retirement	101,361	120,021	123,362	132,552
512115	Social Security	45,072	54,321	52,691	60,994
512116	Workmen's Comp	1,518	1,702	1,747	1,456
512118	Employee Screening	61	75	112	51
512121	Certification/License Pay	4,000	3,500	7,026	5,000
512100	Education & Training	18,080	32,000	23,659	31,850
519998	Sal & Ben Transfers In	0	0	0	0
519999	Sal & Ben Transfers Out	0	0	0	0
<b>TOTAL</b>		<b>870,643</b>	<b>1,012,907</b>	<b>1,046,206</b>	<b>1,116,887</b>

**SUPPLIES**

521100	Office Supplies	709	10,510	1,277	10,510
521200	Operating Supplies	5,571	11,000	7,250	11,000
521400	Safety Supplies & Equip	4,080	8,100	3,075	8,900
521700	Minor Tools	0	750	250	750
521900	Wearing Apparel	1,985	2,000	1,070	2,000
522300	Laundry & Janitorial	161	200	250	200
522700	Printing	27	0	0	0
<b>TOTAL</b>		<b>12,533</b>	<b>32,560</b>	<b>13,172</b>	<b>33,360</b>

**REPAIRS & MAINTENANCE**

531200	Motor Vehicle R & M	8,700	8,450	6,709	8,850
531700	Machinery & Equipment	749	2,935	350	2,225
532100	Building R & M	5,143	6,000	4,000	5,700

**TEXARKANA WATER UTILITIES**  
**INFORMATION TECHNOLOGY- 230**

		<i>Actual</i> <i>22-23</i>	<i>Budget</i> <i>23-24</i>	<i>Revised</i> <i>23-24</i>	<i>Budget</i> <i>24-25</i>
532200	Communications Infr R & M	11,171	20,000	7,500	20,000
539999	Equipment Apportionment	0	0	0	0
<b>TOTAL</b>		<b>25,763</b>	<b>37,385</b>	<b>18,559</b>	<b>36,775</b>
<b><u>CONTRACTUAL SERVICES</u></b>					
541311	Communications	9,098	8,500	8,560	9,000
541700	Rental	0	0	0	0
543400	Insurance	6,305	6,900	7,534	7,500
544100	Maintenance Contracts	102,528	161,640	108,670	123,200
544900	Postage	0	600	314	300
545200	Power Purchases	17,020	10,800	12,732	13,800
545700	Special Services	424	1,025	353	575
<b>TOTAL</b>		<b>135,376</b>	<b>189,465</b>	<b>138,163</b>	<b>154,375</b>
<b>TOTAL BUDGET</b>		<b>1,044,316</b>	<b>1,272,317</b>	<b>1,216,100</b>	<b>1,341,397</b>
64.35%	Texas				863,167
35.65%	Arkansas				478,230
					<b>1,341,397</b>

## Customer Service -310

### DESCRIPTION:

The Customer Service Division provides daily assistance to customers and is responsible for the billing, printing and mailing of more than 25,800 bills for water, sewer and/or refuse charges, as well as handling payments, collections and being a call center for the Utility. Customer Service Specialists process more than 27,000 payments each month, a large number of which are brought directly into the office by our customers. Payment options currently include in person, online, by phone, electronic through personal bank accounts and a new mobile app has been created. Another 500 to 1,000 customers request additional service and are worked with one-on-one by our highly trained staff. The Utility receives an average of 400 calls daily from citizens with questions related to Utility services or other City services. Calls on Utility related subjects such as service availability, water quality, leaks, mapping, computer services and dozens of others are directed to one of more than 20 different divisions within the Utility. Because we know every call is important, Customer Service also directs questions or calls on other City matters to appropriate departments within the two Texarkanas.

### FOCUS:

The primary focus of this division can be found in our name "Customer Service". We strive to offer timely, accurate, efficient service to our customers and work very closely with other divisions of the Utility to ensure quality customer service is achieved. Being the primary link between the citizens of Texarkana and the rest of the Utility, we work hard to meet our customers' needs and maintain the lines of communication required to keep our customers satisfied.

### PERSONNEL SCHEDULE

POSITION	CLASS	CURRENT	PROPOSED
❖ Customer Service Supervisor	7	1	1
❖ Customer Service Specialist II	4	1	1
❖ Customer Service Specialist I	3	12	12
❖ Billing Technician	5	3	3

**TEXARKANA WATER UTILITIES**  
**CUSTOMER SERVICE- 310**

	<i>Actual</i>	<i>Budget</i>	<i>Revised</i>	<i>Budget</i>
	<i>22-23</i>	<i>23-24</i>	<i>23-24</i>	<i>24-25</i>
<b><u>EXPENDITURES</u></b>				
Personal Services	652,726	877,603	817,275	862,255
Supplies	91,587	83,295	80,212	83,970
Repairs & Maintenance	1,030	1,570	1,123	1,480
Contractual Services	283,793	260,855	252,031	261,675
<b>TOTAL</b>	<b>1,029,136</b>	<b>1,223,323</b>	<b>1,150,641</b>	<b>1,209,380</b>
<b><u>PERSONAL SERVICES</u></b>				
511100 Supervision	56,151	60,395	58,444	62,116
511311 Clerical	360,028	509,605	474,257	535,657
511312 Overtime	13,994	10,000	12,511	10,000
511611 Temporary Labor	24,247	0	0	0
512111 Longevity	4,020	4,080	4,020	4,860
512112 Group Insurance	95,806	153,067	142,982	104,912
512114 Retirement	70,376	98,724	91,006	101,850
512115 Social Security	32,429	44,682	39,814	46,866
512116 Workmen's Comp	1,148	1,385	1,326	1,106
512118 Employee Screening	475	102	292	115
512121 Certification/License Pay	0	0	0	0
512100 Education & Training	288	1,650	500	2,650
519999 Sal & Ben Transfers Out	(6,237)	(6,086)	(7,876)	(7,876)
<b>TOTAL</b>	<b>652,726</b>	<b>877,603</b>	<b>817,275</b>	<b>862,255</b>
<b><u>SUPPLIES</u></b>				
521100 Office Supplies & Exp	29,860	29,825	29,725	30,000
521200 Operating Supplies	6,248	1,550	2,499	2,000
521400 Safety Supplies & Equip	1	0	0	0
521912 Uniform Maintenance	1,565	1,700	1,700	1,700
522313 Laundry & Janitorial Sup	28	20	20	20
522700 Printing	53,886	50,200	46,268	50,250
<b>TOTAL</b>	<b>91,587</b>	<b>83,295</b>	<b>80,212</b>	<b>83,970</b>
<b><u>REPAIRS &amp; MAINTENANCE</u></b>				
531111 Office Machines & Eq	0	0	0	0
531200 Motor Vehicles	1,030	1,570	1,123	1,480
<b>TOTAL</b>	<b>1,030</b>	<b>1,570</b>	<b>1,123</b>	<b>1,480</b>
<b><u>CONTRACTUAL SERVICES</u></b>				
541311 Communications	2,262	8,000	3,488	5,000
541700 Rentals	2,639	2,750	3,007	3,000

**TEXARKANA WATER UTILITIES**  
**CUSTOMER SERVICE- 310**

		<i>Actual</i> 22-23	<i>Budget</i> 23-24	<i>Revised</i> 23-24	<i>Budget</i> 24-25
543400	Insurance	3,024	3,105	3,337	3,175
544100	Maintenance Contracts	118,470	113,000	108,331	117,500
544900	Postage	157,390	134,000	126,367	133,000
545700	Special Services	8	0	7,500	0
<b>TOTAL</b>		<b>283,793</b>	<b>260,855</b>	<b>252,031</b>	<b>261,675</b>
<b>TOTAL BUDGET</b>		<b>1,029,136</b>	<b>1,223,323</b>	<b>1,150,641</b>	<b>1,209,380</b>
54.90%	Texas				663,955
40.10%	Arkansas				484,955
1.00%	Mandeville				12,094
4.00%	Union				48,376
					<b>1,209,380</b>

## Field Services - 330

### DESCRIPTION:

The Field Services Division works closely with Customer Service personnel in the continuous effort to process service requests in a timely and professional manner.

This division is responsible for reading approximately 32,500 meters monthly, requiring the highest degree of accuracy to ensure customer confidence. We are also responsible for handling between 3,000 and 4,500 customer requests such as meter re-reads, turn-on and turn-off orders, initiation and termination of service, meter change-outs, meter maintenance, meter replacement and testing each month.

### FOCUS:

Field Services' personnel play a major role in the day-to-day representation of the Utility to its customers. The Field Services Representative, better known as the meter reader, is the most widely recognized employee of the Utility. The Utility takes pride in providing Field Services personnel with the technical training and the customer service training necessary to give our customers the best possible service available.

### PERSONNEL SCHEDULE

POSITION	CLASS	CURRENT	PROPOSED
❖ Metering/Field Services Supervisor	8	1	1
◆ Metering Foreman	8	0	1
➤ Field Services Representative II	4	1	1
➤ Field Services Representative I	3	10	9
❖ Chief Meter Technician	6	1	1



**TEXARKANA WATER UTILITIES**

**FIELD SERVICES- 330**

	<i>Actual</i> 22-23	<i>Budget</i> 23-24	<i>Revised</i> 23-24	<i>Budget</i> 24-25
<b><u>EXPENDITURES</u></b>				
Personal Services	685,406	700,262	729,106	705,641
Supplies	15,734	15,525	14,364	15,465
Repairs & Maintenance	75,909	57,200	47,156	55,950
Contractual Services	32,013	34,550	32,237	32,615
<b>TOTAL</b>	<b>809,061</b>	<b>807,537</b>	<b>822,863</b>	<b>809,671</b>

**PERSONAL SERVICES**

511200	Supervision	69,744	59,895	69,307	61,617
511411	Maintenance & Oper	279,633	364,135	230,443	376,808
511412	Overtime	29,865	12,000	28,201	12,000
511611	Temporary Labor	122,015	20,000	189,971	20,000
512111	Longevity	3,420	3,840	3,540	3,480
512112	Group Insurance	93,516	125,394	106,990	117,022
512114	Retirement	63,651	74,687	58,886	76,625
512115	Social Security	27,877	33,803	25,267	35,259
512116	Workmen's Comp	8,252	8,043	7,906	8,561
512118	Employee Screening	234	150	210	203
512121	Certification/License Pay	2,000	2,000	13,895	7,000
512100	Education & Training	4,730	3,315	9,490	5,065
519999	Sal & Ben Transfers Out	(19,531)	(7,000)	(15,000)	(18,000)
<b>TOTAL</b>		<b>685,406</b>	<b>700,262</b>	<b>729,106</b>	<b>705,641</b>

**SUPPLIES**

521100	Office Supplies	587	1,050	635	840
521200	Operating Supplies	2,535	2,200	2,060	2,250
521311	Botanical Supplies	0	0	0	0
521400	Safety Supplies & Equip	3,062	2,000	2,197	2,600
521700	Minor Tools	2,027	3,125	2,000	2,425
521900	Wearing Apparel	7,002	6,550	6,000	6,550
522300	Laundry & Janitorial	401	200	372	400
522700	Printing	121	400	1,100	400
<b>TOTAL</b>		<b>15,734</b>	<b>15,525</b>	<b>14,364</b>	<b>15,465</b>

**REPAIRS & MAINTENANCE**

531200	Motor Vehicles R & M	75,489	55,450	46,485	54,900
531700	Equipment R & M	420	1,500	473	800
531800	Signal Equipment	0	250	198	250
532100	Building R & M	0	0	0	0
<b>TOTAL</b>		<b>75,909</b>	<b>57,200</b>	<b>47,156</b>	<b>55,950</b>

**TEXARKANA WATER UTILITIES**

**FIELD SERVICES- 330**

	<i>Actual</i>	<i>Budget</i>	<i>Revised</i>	<i>Budget</i>	
	<i>22-23</i>	<i>23-24</i>	<i>23-24</i>	<i>24-25</i>	
<b><u>CONTRACTUAL SERVICES</u></b>					
541311	Communications	10,082	13,000	10,772	11,000
541700	Rentals	0	0	0	0
543400	Insurance	6,921	7,250	7,210	7,315
544100	Maintenance Contracts	14,747	14,000	14,000	14,000
544900	Postage	111	100	100	100
545700	Special Services	152	200	155	200
<b>TOTAL</b>		<b>32,013</b>	<b>34,550</b>	<b>32,237</b>	<b>32,615</b>

<b>TOTAL BUDGET</b>	<b>809,061</b>	<b>807,537</b>	<b>822,863</b>	<b>809,671</b>
---------------------	----------------	----------------	----------------	----------------

54.90%	Texas	444,513
40.10%	Arkansas	324,672
1.00%	Mandeville	8,098
4.00%	Union	32,388
		<b>809,671</b>

## Wright Patman Water Treatment Plant - 410

### DESCRIPTION:



Producing a safe, potable, continuous supply of water to the communities we serve is our primary goal. Each new main that is installed by either the Utility or a contractor is bacteriologically tested. Texarkana's water is a blend of two water sources with completely different characteristics. Considering this unique set of challenges, we consistently produce some of the best tasting water in Arkansas and Texas. Our lab is certified by TCEQ to run bacteriological testing for the Texarkana system. Lab services are available to all public water supply systems and private well owners for a nominal cost.

### FOCUS:

Our primary focus will continue to be the education and training of our water treatment operators. Optimizing a water treatment facility requires continual changes in water treatment procedures to maintain our superior water rating by the Texas Commission on Environmental Quality (TCEQ). The U.S. Environmental Protection Agency drinking water regulations become more stringent each year, making it necessary for us to adapt our procedures to ensure the quality of water we produce continues to meet or exceed their requirements. Only 8% of surface water utilities in Texas have a superior water rating, which we have maintained since 1960. This has been accomplished by competent, educated, and well-trained operators who are conscientious and trustworthy in their work.

## Wright Patman Water Treatment Plant - 410

### PERSONNEL SCHEDULE

POSITION	CLASS	CURRENT	PROPOSED
Water Production Manager	9	1	1
❖ Plant Operations Supervisor	8	1	1
❖ Chief Plant Operator	7	1	1
♦ Plant Operator III	7	1	1
♦ Plant Operator II	6	6	6
♦ Plant Operator I	4	4	4
❖ Maintenance Chief	7	1	1
♦ Plant Mechanic III	7	1	1
♦ Plant Mechanic II	5	1	1
♦ Plant Mechanic I	4	2	2
❖ Laboratory Supervisor	8	1	1
♦ Lab Technician II	7	1	1
♦ Lab Technician I	5	1	1
❖ Licensed Electrician	8	2	2

**TEXARKANA WATER UTILITIES**

**WRIGHT PATMAN WATER TREATMENT PLANT- 410**

	<i>Actual</i> 22-23	<i>Budget</i> 23-24	<i>Revised</i> 23-24	<i>Budget</i> 24-25
<b><u>EXPENDITURES</u></b>				
Personal Services	1,476,101	1,734,160	1,630,194	1,755,335
Supplies	1,692,997	1,923,850	1,893,983	1,678,000
Repairs & Maintenance	340,493	285,250	308,341	377,300
Contractual Services	865,585	838,338	996,550	974,112
<b>TOTAL</b>	<b>4,375,176</b>	<b>4,781,598</b>	<b>4,829,068</b>	<b>4,784,748</b>

**PERSONAL SERVICES**

511100	Supervision	160,131	166,674	159,245	162,693
511411	Maintenance & Oper	713,989	926,205	771,577	931,336
511412	Overtime	80,339	43,000	97,055	80,000
511415	Shift Differential	7,561	7,500	8,058	7,500
511611	Temporary Labor	6,078	5,000	6,000	6,000
512111	Longevity	7,305	7,485	7,545	8,145
512112	Group Insurance	169,003	211,114	191,674	166,304
512114	Retirement	167,194	194,525	183,534	204,616
512115	Social Security	74,834	88,041	81,352	94,154
512116	Workmen's Comp	30,561	28,616	30,533	21,986
512117	Unemployment Benefits	1,144	0	0	0
512118	Employee Screening	271	400	370	400
512121	Certification/License Pay	41,023	0	39,350	41,100
512100	Education & Training	16,668	55,600	53,900	31,100
519999	Salary & Ben Transfer	0	0	0	0
<b>TOTAL</b>		<b>1,476,101</b>	<b>1,734,160</b>	<b>1,630,194</b>	<b>1,755,335</b>

**SUPPLIES**

521100	Office Supplies	1,634	2,650	2,707	2,600
521200	Operating Supplies	11,286	10,000	8,507	10,000
521400	Safety	36,320	25,500	22,485	25,500
521700	Minor Tools	3,553	5,000	3,168	5,000
521900	Wearing Apparel	3,685	6,200	2,181	5,400
522300	Laundry & Janitorial	4,199	3,500	3,085	3,500
522500	Lab & Photo Supplies	43,025	41,000	39,922	45,000
522700	Printing	83	1,000	123	500
522800	Chemicals - Plant	1,589,213	1,821,000	1,803,804	1,572,500
522900	Chemicals - Lake	0	8,000	8,000	8,000
<b>TOTAL</b>		<b>1,692,997</b>	<b>1,923,850</b>	<b>1,893,983</b>	<b>1,678,000</b>

**TEXARKANA WATER UTILITIES**


**WRIGHT PATMAN WATER TREATMENT PLANT- 410**

	<i>Actual</i>	<i>Budget</i>	<i>Revised</i>	<i>Budget</i>
	<i>22-23</i>	<i>23-24</i>	<i>23-24</i>	<i>24-25</i>
<b><u>REPAIRS &amp; MAINTENANCE</u></b>				
531200 Motor Vehicles	27,902	29,400	28,379	29,900
531700 Machinery & Equip	3,573	8,800	5,622	8,375
531800 Signal Equipment	1,600	9,000	4,712	8,000
532100 Building	515	13,500	4,367	10,500
533100 Water Treatment Equip	188,216	125,000	155,237	140,000
533200 Water Transmission Mains	65,547	68,000	76,251	149,000
533500 Fire Hydrants	0	0	0	0
533600 Tanks & Reservoirs	58,615	37,000	39,262	37,000
534100 Sewer Equipment R & M	0	0	0	0
533711 Sludge Pond Maintenance	0	0	0	0
539998 Equipment Utilization	0	0	0	0
539999 Equipment Apportionment	(5,475)	(5,450)	(5,490)	(5,475)
<b>TOTAL</b>	<b>340,493</b>	<b>285,250</b>	<b>308,341</b>	<b>377,300</b>
<b><u>CONTRACTUAL SERVICES</u></b>				
541111 Accounting & Audit	9,659	6,000	9,620	9,500
541311 Communications	14,189	11,000	15,545	15,000
541700 Rentals	10,391	5,000	15,000	10,000
541900 Fees and Permits	51,737	51,800	51,737	51,775
542411 Freight Charges	0	0	0	0
543111 Garbage Hauling	3,126	3,000	3,053	3,000
543400 Insurance	51,382	52,400	58,998	57,500
543600 Laboratory Services	7,924	12,000	6,675	6,500
544100 Maintenance Contracts	4,274	8,500	9,800	10,000
544900 Postage	321	1,125	395	1,125
545200 Power Purchases	401,522	360,500	456,923	458,000
545511 Power Purchases - Lake	310,172	325,000	367,751	350,000
545700 Special Services	275	1,400	439	1,100
546311 Water Rights	613	613	613	613
<b>TOTAL</b>	<b>865,585</b>	<b>838,338</b>	<b>996,550</b>	<b>974,113</b>
<b>TOTAL BUDGET</b>	<b>4,375,176</b>	<b>4,781,598</b>	<b>4,829,067</b>	<b>4,784,748</b>

100% Texas

4,784,748

## Millwood Water Treatment Plant - 420



### DESCRIPTION:

At the Millwood Water Treatment Plant, our primary goal is to provide an adequate, uninterrupted supply of potable water to the communities we serve. Texarkana’s water is a blend of two water sources with completely different characteristics. We strive to produce the best tasting and highest quality water in Arkansas and Texas.

### FOCUS:

Planning for the future, by optimizing the treatment facilities and utilizing the latest technology in surface water treatment is our primary focus. Providing professional training for our operators ensures they remain knowledgeable of the most current rules and regulations and treatment processes. The division's operators focus on protecting public health, producing safe, aesthetically pleasing drinking water, and safeguarding the environment through professionalism, treatment, optimization, and team effort.

### PERSONNEL SCHEDULE

POSITION	CLASS	CURRENT	PROPOSED
Chief Plant Operator	7	1	1
❖ Plant Operator II	6	2	2
◆ Plant Operator I	4	0	0
❖ Maintenance Chief	7	1	1

**TEXARKANA WATER UTILITIES**

**MILLWOOD WATER TREATMENT PLANT- 420**

	<i>Actual</i> 22-23	<i>Budget</i> 23-24	<i>Revised</i> 23-24	<i>Budget</i> 24-25
<b><u>EXPENDITURES</u></b>				
Personal Services	404,233	350,220	374,271	383,580
Supplies	575,632	622,575	626,978	702,950
Repairs & Maintenance	122,929	92,925	120,629	95,875
Contractual Services	862,556	843,644	823,072	839,100
<b>TOTAL</b>	<b>1,965,352</b>	<b>1,909,364</b>	<b>1,944,950</b>	<b>2,021,505</b>

**PERSONAL SERVICES**

511200	Supervision	27,462	30,317	27,710	28,929
511411	Maintenance & Oper	212,296	207,614	190,806	196,868
511412	Overtime	29,471	5,000	26,752	25,000
511415	Shift Differential	847	500	100	500
511611	Temporary Labor	0	5,000	5,000	5,000
512111	Longevity	2,565	2,280	2,805	2,520
512112	Group Insurance	37,269	29,690	31,396	28,622
512114	Retirement	48,174	41,620	45,143	45,293
512115	Social Security	21,922	18,837	20,204	20,842
512116	Workmen's Comp	3,029	2,463	2,858	4,807
512118	Employee Screening	0	0	200	200
512121	Certification/License Pay	18,100	0	18,100	18,100
512100	Education & Training	3,098	6,900	3,198	6,900
519999	Salary & Benefit Transfer	0	0	0	0
<b>TOTAL</b>		<b>404,233</b>	<b>350,220</b>	<b>374,271</b>	<b>383,580</b>

**SUPPLIES**

521100	Office Supplies	496	475	1,430	450
521200	Operating Supplies	2,870	5,500	6,000	6,000
521400	Safety	24,012	22,300	12,389	22,300
521700	Minor Tools	783	2,000	804	1,600
521900	Wearing Apparel	813	1,700	362	1,200
522300	Laundry & Janitorial	2,392	1,900	2,694	2,500
522500	Lab & Photo Supplies	2,290	4,000	1,974	4,000
522700	Printing	0	700	0	400
522800	Chemicals - Plant	541,977	584,000	601,325	664,500
522914	Chemicals-Carbon	0	0	0	0
<b>TOTAL</b>		<b>575,632</b>	<b>622,575</b>	<b>626,978</b>	<b>702,950</b>

**REPAIRS & MAINTENANCE**

531111	Office Machines & Eq	18	0	0	0
--------	----------------------	----	---	---	---



**TEXARKANA WATER UTILITIES**

**MILLWOOD WATER TREATMENT PLANT- 420**

		<i>Actual</i>	<i>Budget</i>	<i>Revised</i>	<i>Budget</i>
		<i>22-23</i>	<i>23-24</i>	<i>23-24</i>	<i>24-25</i>
531200	Motor Vehicles	5,321	5,200	5,291	5,800
531700	Machinery & Equip	16,640	20,575	14,247	19,575
531800	Signal Equipment	1,368	1,000	1,100	1,000
532100	Building	6,526	4,000	20,040	7,500
533100	Water Treatment Equip	92,261	59,000	79,200	59,000
533200	Water Transmission Mains	493	2,150	501	2,500
533500	Fire Hydrants	0	0	0	0
533600	Tanks & Reservoirs	0	1,000	250	500
533711	Sludge Pond Maintenance	304	0	0	0
539998	Equipment Utilization	0	0	0	0
<b>TOTAL</b>		<b>122,929</b>	<b>92,925</b>	<b>120,629</b>	<b>95,875</b>

**CONTRACTUAL SERVICES**


541111	Accounting & Audit	4,458	4,000	4,000	4,000
541311	Communications	3,428	13,000	13,335	13,000
541700	Rentals	5,536	5,000	6,500	6,000
541900	Fees and Permits	57,855	59,050	70,290	64,000
543400	Insurance	19,739	19,744	20,622	20,250
543600	Laboratory Services	794	400	340	400
544100	Maintenance Contracts	0	10,000	0	0
544911	Postage	0	0	0	0
544912	Special Delivery Service	0	0	0	0
545200	Power Purchases	301,707	250,000	240,904	250,000
545511	Power Purchases - Lake	0	0	0	0
545700	Special Services	15	450	165	450
546311	Water Rights	162,704	167,000	161,997	166,000
546312	Water Rights-10MG	306,321	315,000	304,919	315,000
<b>TOTAL</b>		<b>862,556</b>	<b>843,644</b>	<b>823,072</b>	<b>839,100</b>

**TOTAL BUDGET** 1,965,351 1,909,364 1,944,949 2,021,505

100% Arkansas

2,021,505

## Water Distribution - Graphic Packaging – 490



### DESCRIPTION:

The main objective of this division is to track the maintenance and repairs to the Graphic Packaging (G.P.) distribution system supplying raw water from the G.P. platform at Lake Wright Patman to the G.P. Mill in Domino, TX. The industrial water capacity is approximately 45 MGD, while the drinking water capacity is 2 MGD. This division also tracks the costs of operating and maintaining the chemical feed station, as well as the maintenance of the treated

water line that supplies potable drinking water from the G.P. water plant to the cities of Domino, Atlanta and Queen City, TX.

### FOCUS:

The division's objective is to provide all maintenance, repairs, communications, and other tasks in a timely and cost-effective manner; to maintain good relations with all parties while performing professionally at all times. A second primary objective is to balance the desire of G.P. to have a consistent supply of raw water for its industrial process with the need of Domino and Atlanta to have a safe and reliable source of drinking water for their citizens.

### PERSONNEL SCHEDULE

No permanently assigned personnel. Personnel are assigned from various divisions as needed.

Time and other expenses are charged to this division when maintenance or other work is performed for the G.P. system.

**TEXARKANA WATER UTILITIES**

**WATER DISTRIBUTION- GRAPHIC PACKAGING- 490**

	<i>Actual</i> 22-23	<i>Budget</i> 23-24	<i>Revised</i> 23-24	<i>Budget</i> 24-25
<b><u>EXPENDITURES</u></b>				
Personal Services	132,509	111,905	152,224	120,060
Supplies	810,603	1,006,900	815,188	906,400
Repairs & Maintenance	132,951	310,550	321,904	341,475
Contractual Services	1,038,914	741,420	929,158	930,320
<b>TOTAL</b>	<b>2,114,977</b>	<b>2,170,775</b>	<b>2,218,474</b>	<b>2,298,255</b>

**PERSONAL SERVICES**

511200	Supervision	54,931	57,795	57,449	59,415
511411	Maintenance & Oper	21,920	17,000	28,000	25,000
511412	Overtime	17,114	10,000	18,541	10,000
512111	Longevity	786	726	726	762
512112	Group Insurance	12,002	7,142	15,144	5,367
512114	Retirement	16,067	11,801	20,899	11,928
512115	Social Security	7,297	5,341	9,215	5,489
512116	Workmen's Comp	0	0	0	0
512118	Employee Screening	0	0	0	0
512121	Certification/License Pay	2,392	1,800	2,150	1,800
512100	Education & Training	0	300	100	300
519998	Sal & Ben Transfers In	0	0	0	0
519999	Sal & Ben Transfers Out	0	0	0	0
<b>TOTAL</b>		<b>132,509</b>	<b>111,905</b>	<b>152,224</b>	<b>120,060</b>

**SUPPLIES**

521100	Office Supplies & Exp	0	0	0	0
521200	Operating Supplies	1,682	1,200	700	700
521311	Botanical Supplies	0	0	0	0
521400	Safety	13,377	4,800	3,688	4,800
521700	Minor Tools	0	900	800	900
521900	Wearing Apparel	0	0	0	0
522300	Laundry & Janitorial	0	0	0	0
522500	Lab & Photo Supplies	0	0	0	0
522700	Printing	0	0	0	0
522800	Chemicals-Plant	0	0	0	0
522900	Chemicals-Lake	795,545	1,000,000	810,000	900,000
<b>TOTAL</b>		<b>810,603</b>	<b>1,006,900</b>	<b>815,188</b>	<b>906,400</b>

**REPAIRS & MAINTENANCE**

531111	Office Machine & Equip	0	0	0	0
531200	Motor Vehicles	40	0	0	0
531700	Machinery & Equip	576	0	0	0

**TEXARKANA WATER UTILITIES**

**WATER DISTRIBUTION- GRAPHIC PACKAGING- 490**

		<i>Actual</i>	<i>Budget</i>	<i>Revised</i>	<i>Budget</i>
		<i>22-23</i>	<i>23-24</i>	<i>23-24</i>	<i>24-25</i>
531800	Signal Equipment	687	15,000	1,389	5,000
532100	Building R & M	7,426	15,000	500	10,000
533100	Water Treatment Equip	115,996	220,000	300,000	300,000
533211	Raw Water Trans Main	0	10,000	0	5,000
533212	Treated Water Trans Mains	2,722	40,000	9,130	10,000
533311	Water Distribution Mains	0	0	0	0
533411	Water Services	0	0	0	0
533511	Fire Hydrants	0	0	0	0
533612	Other Tanks & Res	0	5,000	5,800	6,000
539998	Equipment Utilization	5,505	5,550	5,085	5,475
<b>TOTAL</b>		<b>132,951</b>	<b>310,550</b>	<b>321,904</b>	<b>341,475</b>

**CONTRACTUAL SERVICES**

541111	Accounting & Audit	3,715	2,000	3,700	3,000
541311	Communications	18,726	18,000	1,173	4,000
541700	Rentals	8,546	9,000	10,000	10,000
541900	Fees & Permits	0	0	0	0
542411	Freight Charges	0	0	0	0
542711	Grease Hauling	0	0	0	0
543111	Garbage Hauling	0	0	0	0
543400	Insurance	6,931	7,100	8,115	8,000
543612	Com Lab Fees-POTW	0	0	0	0
544100	Maintenance Contracts	0	0	0	0
544900	Postage	0	0	0	0
545200	Power Purchases	995,675	700,000	900,851	900,000
545700	Special Services	0	0	0	0
546311	Water Rights	5,320	5,320	5,320	5,320
<b>TOTAL</b>		<b>1,038,914</b>	<b>741,420</b>	<b>929,158</b>	<b>930,320</b>

**TOTAL BUDGET**

<b>2,114,977</b>	<b>2,170,775</b>	<b>2,218,474</b>	<b>2,298,255</b>
------------------	------------------	------------------	------------------

100% Texas

2,298,255

## Waggoner Creek Wastewater Treatment Plant - 520



### DESCRIPTION:

This program is responsible for the reclamation of all wastewaters from the City of Nash, Texas; the City of Wake Village, Texas; and a portion of the North Texarkana, Texas area. The program is responsible for the treatment, testing, discharge, and disposal of all water and separated biosolids in an environmentally safe manner that meets or exceeds all regulatory agency requirements.

### FOCUS:

To continue using process control data and making operational upgrades to accommodate the needs of the public in the safest and most efficient manner possible while meeting all regulatory requirements. The division is planned to begin construction on the new plant upgrade this fiscal year which will effectively accommodate all new business, industry, and new home construction well into the future.

### PERSONNEL SCHEDULE

POSITION	CLASS	CURRENT	PROPOSED
Plant Operator II	6	1	1

**TEXARKANA WATER UTILITIES**

**WAGGONER CREEK WASTEWATER TREATMENT PLANT- 520**

	<i>Actual</i> 22-23	<i>Budget</i> 23-24	<i>Revised</i> 23-24	<i>Budget</i> 24-25
<b><u>EXPENDITURES</u></b>				
Personal Services	123,946	115,547	133,584	117,536
Supplies	35,932	69,550	56,537	78,540
Repairs & Maintenance	34,613	57,920	79,478	59,370
Contractual Services	219,836	218,135	224,820	226,850
<b>TOTAL</b>	<b>414,327</b>	<b>461,152</b>	<b>494,418</b>	<b>482,296</b>

**PERSONAL SERVICES**

511200	Supervision	14,821	15,434	15,208	15,860
511411	Maintenance & Oper-Reg	56,732	58,435	64,487	60,868
511415	Maintenance & Oper-Shift	2	0	0	0
511412	Overtime	11,921	6,800	11,196	6,800
512111	Longevity	660	720	720	780
512112	Group Insurance	11,657	8,164	11,706	7,165
512114	Retirement	14,709	14,264	16,241	14,515
512115	Social Security	6,611	6,456	7,182	6,679
512116	Workmen's Comp	1,491	1,299	1,424	1,019
512118	Employee Screening	0	0	0	0
512121	Certification/License Pay	4,800	3,000	4,800	3,000
512100	Education & Training	543	975	620	850
<b>TOTAL</b>		<b>123,946</b>	<b>115,547</b>	<b>133,584</b>	<b>117,536</b>

**SUPPLIES**

521100	Office Supplies	5	245	305	235
521200	Operating Supplies	660	775	700	775
521311	Botanical Supplies				
521400	Safety	736	850	610	850
521700	Minor Tools	111	300	100	300
521900	Wearing Apparel	560	580	798	680
522300	Laundry & Janitorial	0	800	150	700
522500	Lab & Photo Supplies	7,905	5,500	4,238	5,500
522713	Printing-Other	27	0	0	0
522800	Chemicals - Plant	25,928	60,500	49,635	69,500
<b>TOTAL</b>		<b>35,932</b>	<b>69,550</b>	<b>56,537</b>	<b>78,540</b>

**REPAIRS & MAINTENANCE**

531200	Motor Vehicles	1,712	2,620	1,704	2,520
531700	Machinery & Equip	678	300	280	300
531800	Signal Equipment	603	1,000	1,770	1,000
532100	Building	782	850	1,426	950
534113	Sewer Treatment Equip	8,745	20,000	13,453	20,000
534211	Sewer Collection System	0	0	0	0
534311	W.C. Pump Around	11,969	16,000	27,576	16,000

**TEXARKANA WATER UTILITIES**

**WAGGONER CREEK WASTEWATER TREATMENT PLANT- 520**

		<i>Actual</i> 22-23	<i>Budget</i> 23-24	<i>Revised</i> 23-24	<i>Budget</i> 24-25
534500	Lift Station Maintenance	10,124	17,150	33,270	18,600
<b>TOTAL</b>		<b>34,613</b>	<b>57,920</b>	<b>79,478</b>	<b>59,370</b>
<b>CONTRACTUAL SERVICES</b>					
541111	Accounting & Audit	1,486	900	1,080	1,100
541311	Communications	2,960	3,400	2,987	3,300
541700	Rentals	0	0	0	0
541900	Fees and Permits	13,125	15,700	15,625	15,700
541931	Fines & Penalties	0	0	0	0
542411	Freight Charges	0	0	0	0
543111	Garbage Hauling	1,816	1,600	2,027	1,800
543400	Insurance	4,369	4,125	5,012	4,640
543600	Laboratory Services	12,744	12,000	12,000	12,000
543900	Legal	0	0	0	0
544100	Maintenance Contracts	0	0	0	0
544900	Postage	0	310	50	310
545200	Power Purchases	183,337	180,000	178,905	180,000
545700	Special Services	0	100	7,133	8,000
<b>TOTAL</b>		<b>219,836</b>	<b>218,135</b>	<b>224,820</b>	<b>226,850</b>
<b>TOTAL BUDGET</b>		<b>414,327</b>	<b>461,152</b>	<b>494,418</b>	<b>482,296</b>

100% Texas

482,296

## South Regional Wastewater Treatment Plant - 530



### DESCRIPTION:

This program is responsible for the pumping and reclamation of wastewater and the ultimate disposal of the residual biosolids for the Cities of Texarkana, Arkansas and Texas in a manner that is efficient, environmentally safe and meets all regulatory agency requirements.

### FOCUS:

The focus is to continue to evaluate and develop the expertise and professionalism of the division personnel, to ensure the program is maintained and operated in the most efficient manner possible. Maintenance and operational procedures will continue to be evaluated and adjusted to meet the latest regulatory requirements, to utilize the latest technology, and to insure the use of the most cost-effective treatment methods available.

### PERSONNEL SCHEDULE

POSITION	CLASS	CURRENT	PROPOSED
Pollution Control Manager	9	1	1
❖ Pollution Control Administrator	6	1	1
❖ Plant Operations Supervisor	8	1	1
❖ Chief Plant Operator	7	1	1
◆ Plant Operator II	6	4	4
◆ Plant Operator I	4	8	8
❖ Chief Laboratory Technician	6	1	0
❖ Lab Supervisor	8	0	1
◆ Laboratory Technician	5	2	2
❖ Electronics Specialist	8	1	1
❖ Plant Maintenance Supervisor	8	1	1
◆ Maintenance Chief	7	1	1
● Plant Mechanic II	5	3	3
● Plant Mechanic I	4	7	7
● Data Entry Clerk	3	1	1



**TEXARKANA WATER UTILITIES**

**SOUTH REGIONAL WASTEWATER TREATMENT PLANT- 530**

	<i>Actual</i> 22-23	<i>Budget</i> 23-24	<i>Revised</i> 23-24	<i>Budget</i> 24-25
<b><u>EXPENDITURES</u></b>				
Personal Services	2,131,585	2,202,883	2,178,352	2,245,207
Supplies	781,042	937,375	828,079	752,625
Repairs & Maintenance	474,075	391,805	388,321	449,080
Contractual Services	1,224,894	1,156,635	1,219,359	1,225,035
<b>TOTAL</b>	<b>4,611,597</b>	<b>4,688,698</b>	<b>4,614,110</b>	<b>4,671,947</b>

**PERSONAL SERVICES**

511100	Supervision	168,512	179,453	174,269	239,622
511311	Clerical	30,253	31,191	31,086	32,126
511312	Clerical Overtime	0	200	0	200
511411	Maintenance & Oper	1,026,154	1,188,284	1,046,114	1,162,545
511412	M & O Overtime	121,882	51,000	136,827	51,000
511415	Shift Differential	9,238	7,000	9,597	7,000
511611	Temporary Labor	31,551	0	0	0
512111	Longevity	15,180	15,300	13,200	14,760
512112	Group Insurance	280,077	238,960	311,654	248,713
512114	Retirement	236,745	259,526	248,210	260,057
512115	Social Security	108,867	117,460	108,332	119,665
512116	Workmen's Comp	33,700	30,095	31,529	31,518
512118	Employee Screening	331	400	374	400
512121	Certification/License Pay	60,277	63,000	53,089	57,000
512100	Education & Training	10,302	22,400	15,854	22,400
519999	Sal & Benefit Transfers	(1,484)	(1,386)	(1,782)	(1,800)
<b>TOTAL</b>		<b>2,131,585</b>	<b>2,202,883</b>	<b>2,178,352</b>	<b>2,245,207</b>

**SUPPLIES**

521100	Office Supplies	2,830	4,375	4,824	4,375
521200	Operating Supplies	6,168	12,800	6,200	11,600
521311	Botanical Supplies	0	0	0	0
521400	Safety	5,001	3,950	3,250	3,950
521700	Minor Tools	1,693	1,600	1,282	1,600
521900	Wearing Apparel	18,397	12,500	19,332	19,500
522300	Laundry & Janitorial	12,836	10,100	13,073	12,000
522500	Lab & Photo Sup & Exp	47,666	37,000	35,208	37,000
522700	Printing	482	50	490	600
522800	Chemicals - Plant	685,969	855,000	744,420	662,000
<b>TOTAL</b>		<b>781,042</b>	<b>937,375</b>	<b>828,079</b>	<b>752,625</b>

**TEXARKANA WATER UTILITIES**

**SOUTH REGIONAL WASTEWATER TREATMENT PLANT- 530**

		<i>Actual</i> 22-23	<i>Budget</i> 23-24	<i>Revised</i> 23-24	<i>Budget</i> 24-25
<b><u>REPAIRS &amp; MAINTENANCE</u></b>					
531111	Office Machines & Eq	0	0	0	0
531200	Motor Vehicles	58,014	54,005	46,787	52,930
531700	Machinery & Equip	22,222	31,350	22,059	31,350
531800	Signal Equipment	19,501	5,000	16,197	16,000
532100	Building	16,288	14,000	14,000	14,000
534100	Sewer Treatment Equip	316,241	242,000	242,000	282,000
534500	Lift Station Maintenance	41,809	45,450	47,278	52,800
<b>TOTAL</b>		<b>474,075</b>	<b>391,805</b>	<b>388,321</b>	<b>449,080</b>
<b><u>CONTRACTUAL SERVICES</u></b>					
541111	Accounting & Audit	0	0	0	0
541311	Communications	8,882	18,000	11,021	14,000
541700	Rentals	0	3,500	1,000	3,500
541900	Fees and Permits	95,555	96,500	95,569	96,500
542411	Freight Charges	0	0	0	0
542711	Grease Waste Hauling	0	0	0	0
543111	Garbage Hauling	27,210	25,800	25,376	25,500
543400	Insurance	83,988	80,900	94,288	95,000
543600	Laboratory Services	24,652	15,000	13,324	15,000
543900	Legal	0	0	0	0
544100	Maintenance Contracts	9,363	12,300	12,231	12,500
544900	Postage	0	435	136	435
545200	Power Purchases	962,800	896,000	959,913	955,000
545700	Special Services	12,443	8,200	6,499	7,600
<b>TOTAL</b>		<b>1,224,894</b>	<b>1,156,635</b>	<b>1,219,359</b>	<b>1,225,035</b>
<b>TOTAL BUDGET</b>		<b>4,611,597</b>	<b>4,688,698</b>	<b>4,614,110</b>	<b>4,671,947</b>
58.04%	Texas				2,711,548
41.96%	Arkansas				1,960,399
					<b>4,671,947</b>

## North Texarkana Wastewater Treatment Plant - 540

### DESCRIPTION:

This program is responsible for the reclamation of wastewater from a portion of Northern Texarkana, Arkansas and Texarkana, Texas areas. The program is responsible for all wastewater treatment processes, the discharge of the treated water and the disposal of the separated biosolids in an environmentally safe manner that meets or exceeds all regulatory requirements

### FOCUS:

To continue using process control data and advancing technology to make operational upgrades that will meet the needs of the public and satisfy all regulatory requirements in the most efficient manner possible. This program is designed to accommodate the rapidly growing areas north of 1-30 well into the future.

### PERSONNEL SCHEDULE

POSITION	CLASS	CURRENT	PROPOSED
Plant Operator II	6	1	1

**TEXARKANA WATER UTILITIES**

**NORTH TEXARKANA WASTEWATER TREATMENT PLANT- 540**

	<i>Actual</i> 22-23	<i>Budget</i> 23-24	<i>Revised</i> 23-24	<i>Budget</i> 24-25
<b><u>EXPENDITURES</u></b>				
Personal Services	78,357	76,073	85,371	79,983
Supplies	42,197	82,375	69,662	47,125
Repairs & Maintenance	38,233	43,445	67,099	44,805
Contractual Services	81,864	86,240	83,320	85,670
<b>TOTAL</b>	<b>240,650</b>	<b>288,133</b>	<b>305,452</b>	<b>257,583</b>

**PERSONAL SERVICES**

511200	Supervision	0	0	0	0
511411	Maintenance & Oper-Reg	47,277	48,695	50,781	50,156
511412	Overtime	7,264	2,300	6,858	2,300
512111	Longevity	180	240	240	300
512112	Group Insurance	6,042	8,153	6,945	7,153
512114	Retirement	9,526	8,998	10,510	9,436
512115	Social Security	4,371	4,073	4,731	4,342
512116	Workmen's Comp	649	539	625	1,151
512118	Employee Screening	0	0	0	50
512121	Certification/License Pay	2,846	2,000	4,000	4,000
512100	Education & Training	202	1,381	681	1,095
<b>TOTAL</b>		<b>78,357</b>	<b>76,073</b>	<b>85,371</b>	<b>79,983</b>

**SUPPLIES**

521100	Office Supplies	5	225	405	225
521200	Operating Supplies	369	450	420	450
521311	Botanical Supplies	0	0	0	0
521400	Safety	100	675	150	675
521700	Minor Tools	0	250	100	250
521900	Wearing Apparel	764	775	732	775
522300	Laundry & Janitorial	0	100	0	50
522500	Lab & Photo Supplies	3,821	3,850	2,622	3,850
522713	Printing-Other Forms	27	0	0	0
522800	Chemicals - Plant	37,111	76,050	65,233	40,850
<b>TOTAL</b>		<b>42,197</b>	<b>82,375</b>	<b>69,662</b>	<b>47,125</b>

**REPAIRS & MAINTENANCE**

531111	Office Machines & Eq	0	0	0	0
531200	Motor Vehicles	3,419	4,295	3,417	4,045
531700	Machinery & Equip	274	2,500	2,507	2,510
531800	Signal Equipment	613	400	3,000	2,000

**TEXARKANA WATER UTILITIES**

**NORTH TEXARKANA WASTEWATER TREATMENT PLANT- 540**

		<i>Actual</i> <i>22-23</i>	<i>Budget</i> <i>23-24</i>	<i>Revised</i> <i>23-24</i>	<i>Budget</i> <i>24-25</i>
532100	Building	228	650	600	650
534114	Mck B Swr Treatment Eq	24,321	20,000	20,000	20,000
534211	Sewer Collection System	0	0	0	0
534500	Lift Station Maintenance	9,378	15,600	37,575	15,600
<b>TOTAL</b>		<b>38,233</b>	<b>43,445</b>	<b>67,099</b>	<b>44,805</b>
<b><u>CONTRACTUAL SERVICES</u></b>					
541111	Accounting & Audit	743	550	540	550
541311	Communications	3,140	3,300	3,514	3,400
541700	Rentals	0	0	0	0
541900	Fees and Permits	5,720	5,720	5,720	5,720
542411	Freight Charges	0	75	0	0
543411	Garbage Hauling	0	0	0	0
543400	Insurance	4,762	4,725	5,481	5,540
543600	Laboratory Services	0	500	0	100
543900	Legal	0	0	0	0
544100	Maintenance Contracts	0	0	0	0
544900	Postage	0	270	50	260
545200	Power Purchases	67,485	71,000	68,000	70,000
545700	Special Services	15	100	100	100
<b>TOTAL</b>		<b>81,864</b>	<b>86,240</b>	<b>83,320</b>	<b>85,670</b>
<b>TOTAL BUDGET</b>		<b>240,650</b>	<b>288,133</b>	<b>305,452</b>	<b>257,583</b>

1.05%	Texas	2,700
98.95%	Arkansas	254,883
		<b>257,583</b>

## Composting - 580

### DESCRIPTION:

This program is responsible for the operation of the composting site located on the South Regional Wastewater Treatment Plant property. Responsibilities include inspecting and controlling green waste dumped by the public and commercial services; grinding the green waste; incorporating the grindings with biosolids from the wastewater plants into windrows; monitoring and regulating the composting process; screening the compost; and distributing the finished product to the public after meeting or exceeding all regulatory requirements.

### FOCUS:

This division will continue to evaluate and upgrade the composting program's operations, utilizing the latest technology and developments, to offer the public the finest recycled materials possible. The division will also strive to make significant contributions to the Utilities' on-going efforts to divert as much material as possible from area landfills and eliminate land application of sewage biosolids. The program will pursue available state and federal grants for improvements and strive to offer the best customer service possible.

### PERSONNEL SCHEDULE

POSITION	CLASS	CURRENT	PROPOSED
Sludge Disposal Foreman	6	1	1
❖ Heavy Equipment Operator	4	2	2
❖ Compost Technician	5	1	1

**TEXARKANA WATER UTILITIES**

**COMPOSTING- 580**

	<i>Actual</i> 22-23	<i>Budget</i> 23-24	<i>Revised</i> 23-24	<i>Budget</i> 24-25
<b>EXPENDITURES</b>				
Personal Services	204,681	237,571	218,482	231,917
Supplies	10,025	11,450	9,157	11,800
Repairs & Maintenance	151,646	133,840	139,443	134,140
Contractual Services	20,504	18,265	25,979	21,865
<b>TOTAL</b>	<b>386,857</b>	<b>401,126</b>	<b>393,061</b>	<b>399,722</b>

**PERSONAL SERVICES**

511200	Supervision	2,858	0	0	0
511411	Maintenance & Oper	100,172	136,893	104,784	145,289
511412	Overtime	27,550	7,500	18,529	7,500
511414	Standby	0	0	0	0
511611	Temporary Labor	0	0	25,147	0
512111	Longevity	1,920	600	840	780
512112	Group Insurance	31,917	49,191	28,559	28,943
512114	Retirement	22,347	24,507	21,598	26,030
512115	Social Security	11,295	11,092	9,302	11,977
512116	Workmen's Comp	2,655	2,763	3,026	3,074
512118	Employee Screening	195	0	0	0
512121	Certification/License Pay	2,538	0	3,375	3,000
512100	Education & Training	1,234	5,025	3,322	5,325
<b>TOTAL</b>		<b>204,681</b>	<b>237,571</b>	<b>218,482</b>	<b>231,917</b>

**SUPPLIES**

521100	Office Supplies & Exp	407	600	725	800
521200	Operating Supplies	5,035	3,600	1,550	3,600
521400	Safety Supplies & Equip	542	850	993	900
521700	Minor Tools	363	950	2,216	950
521900	Wearing Apparel	1,762	1,750	1,397	1,750
522300	Laundry & Janitorial	32	100	161	200
522500	Lab & Photo Sup & Exp	1,825	3,600	2,115	3,600
522700	Printing	0	0	0	0
522800	Chemicals	58	0	0	0
<b>TOTAL</b>		<b>10,025</b>	<b>11,450</b>	<b>9,157</b>	<b>11,800</b>

**REPAIRS & MAINTENANCE**

531200	Motor Vehicles	13,370	15,190	13,008	15,190
531700	Machinery & Equip	137,170	116,650	124,935	116,950
531800	Signal Equipment	0	0	0	0

**TEXARKANA WATER UTILITIES**

**COMPOSTING- 580**

		<i>Actual</i> <i>22-23</i>	<i>Budget</i> <i>23-24</i>	<i>Revised</i> <i>23-24</i>	<i>Budget</i> <i>24-25</i>
532100	Building R & M	1,107	2,000	1,500	2,000
533711	Sludge Pond Maintenance	0	0	0	0
<b>TOTAL</b>		<b>151,646</b>	<b>133,840</b>	<b>139,443</b>	<b>134,140</b>
<b>CONTRACTUAL SERVICES</b>					
541311	Communications	399	1,100	1,604	1,500
541700	Rentals	4,430	2,500	9,000	5,000
541900	Fees and Permits	0	0	0	0
542411	Freight Charges	0	0	0	0
542511	Compost Grant Expenses	0	0	0	0
543400	Insurance	9,711	10,300	11,369	11,000
543600	Laboratory Services	5,232	4,000	3,913	4,000
543900	Legal	0	0	0	0
544100	Maintenance Contracts	0	0	0	0
544900	Postage	0	115	50	115
545211	Electrical	578	0	0	0
545700	Special Services	153	250	44	250
<b>TOTAL</b>		<b>20,504</b>	<b>18,265</b>	<b>25,979</b>	<b>21,865</b>
<b>TOTAL BUDGET</b>		<b>386,857</b>	<b>401,126</b>	<b>393,061</b>	<b>399,722</b>

57.79%	Texas	231,000
42.21%	Arkansas	168,722
		<b>399,722</b>



## Field Operations/Administration- 610

### DESCRIPTION:

Our Field Operations Manager provides administrative and logistical support, guidance, leadership, and supervision for the water distribution, sewer collection and dispatch office. The Field Operations Manager maintains a high level of visibility with the public, interfacing daily to ensure prompt, courteous and professional responses to complaints and construction projects. The dispatch office is responsible for coordinating the logistics for all field operations crews daily. This division is responsible for all paperwork, radio transmissions, telephone communications and daily procedures.

### FOCUS:

The Field Operations Manager and staff will continue to upgrade training needs to provide the most qualified personnel to represent the Water Utilities in Operations matters. The use of updated maintenance and construction programs and qualified personnel, allows the Operations Department to provide the public with excellent service and prompt response times to complaints, recorded within the department. The Operations Department will incorporate new technology and training to continue upgrading record keeping, better response time, and improving inter-divisional and inter-city communication and cooperation.

### PERSONNEL SCHEDULE

POSITION	CLASS	CURRENT	PROPOSED
Field Operations Manager	9	1	1
❖ Dispatcher III	7	1	1
❖ Dispatcher II	6	2	2

**TEXARKANA WATER UTILITIES**  
**OPERATIONS ADMINISTRATION- 610**

	<i>Actual</i> 22-23	<i>Budget</i> 23-24	<i>Revised</i> 23-24	<i>Budget</i> 24-25
<b><u>EXPENDITURES</u></b>				
Personal Services	252,295	267,083	276,398	263,754
Supplies	1,763	6,100	2,502	5,600
Repairs & Maintenance	0	0	0	0
Contractual Services	7,729	22,520	12,617	20,320
<b>TOTAL</b>	<b>261,787</b>	<b>295,703</b>	<b>291,517</b>	<b>289,674</b>

**PERSONAL SERVICES**

511100	Supervision	71,144	73,121	75,964	71,144
511311	Clerical	97,180	106,741	104,015	107,677
511312	Clerical Overtime	1,785	350	1,633	350
512111	Longevity	1,800	2,040	2,040	3,240
512112	Group Insurance	32,395	30,988	37,827	22,890
512114	Retirement	28,885	31,143	31,780	31,323
512115	Social Security	12,951	14,095	15,057	14,413
512116	Workmen's Comp	1,822	1,555	1,788	1,716
512118	Employee Screening	0	0	0	0
512121	Certification/License Pay	2,000	2,000	2,429	6,000
512100	Education & Training	2,333	5,050	3,866	5,000
519999	Sal & Benefit Transfers	0	0	0	0
<b>TOTAL</b>		<b>252,295</b>	<b>267,083</b>	<b>276,398</b>	<b>263,754</b>

**SUPPLIES**

521100	Office Supplies	1,019	2,100	1,178	2,000
521200	Operating Supplies	253	2,100	435	1,700
521400	Safety Supplies & Equip	0	350	25	350
521700	Minor Tools	0	0	0	0
521900	Wearing Apparel	308	1,250	616	1,250
522300	Laundry & Janitorial	183	300	248	300
522700	Printing	27	0	0	0
<b>TOTAL</b>		<b>1,763</b>	<b>6,100</b>	<b>2,502</b>	<b>5,600</b>

**REPAIRS & MAINTENANCE**

531111	Office Machines & Eq	0	0	0	0
531200	Motor Vehicle R & M	0	0	0	0
531800	Signal Equipment	0	0	0	0
532100	Building R & M	0	0	0	0
<b>TOTAL</b>		<b>0</b>	<b>0</b>	<b>0</b>	<b>0</b>

**CONTRACTUAL SERVICES**

541311	Communications	4,869	8,000	5,217	8,000
543400	Insurance	711	720	650	720
544100	Maintenance Contracts	2,149	13,800	6,751	11,600

**TEXARKANA WATER UTILITIES**  
**OPERATIONS ADMINISTRATION- 610**

		<i>Actual</i> 22-23	<i>Budget</i> 23-24	<i>Revised</i> 23-24	<i>Budget</i> 24-25
544900	Postage	0	0	0	0
545700	Special Services	0	0	0	0
<b>TOTAL</b>		<b>7,729</b>	<b>22,520</b>	<b>12,617</b>	<b>20,320</b>
<b>TOTAL BUDGET</b>		<b>261,787</b>	<b>295,703</b>	<b>291,517</b>	<b>289,674</b>

57.79%	Texas				167,402
42.21%	Arkansas				122,272
					<b>289,674</b>

## Water & Sewer Construction - 612

### DESCRIPTION:

The main objective of this division is to carry out all phases of construction pertaining to the water distribution and sewer collection systems of Texarkana, Texas, Texarkana, Arkansas, Member Cities, and rural areas such as Mandeville Union, Leary and the Miller County Public Water Supply. This division installs water mains, sewer mains, fire hydrants, service lines, meter boxes, valves, manholes, clean outs, and any other asset pertinent to the utility system and maintains the system to comply with regulatory requirements.

### FOCUS:

The focus of this division is to provide excellence in serving the Texarkana area citizens by maintaining and improving utility infrastructure. The quality of service will be met using properly trained personnel and efficiently allocating resources. Primary goals obtained will be through coordination with the Engineering, GIS, Water Distribution, Sewer Collection, I & I, and other divisions.

### PERSONNEL SCHEDULE

POSITION	CLASS	CURRENT	PROPOSED
Utility Supervisor	10	1	1
❖ Utility Foreman/Operator	6	2	2
◆ Construction/Maintenance Tech I	3	6	6
◆ Construction/Maintenance Tech II	4	4	4

**TEXARKANA WATER UTILITIES**

**WATER & SEWER CONSTRUCTION- 612**

	<i>Actual</i> 22-23	<i>Budget</i> 23-24	<i>Revised</i> 23-24	<i>Budget</i> 24-25
<b><u>EXPENDITURES</u></b>				
Personal Services	671,927	813,403	752,042	778,456
Supplies	50,097	43,800	48,495	48,600
Repairs & Maintenance	156,943	148,625	125,059	149,735
Contractual Services	19,596	25,000	26,495	28,125
<b>TOTAL</b>	<b>898,563</b>	<b>1,030,828</b>	<b>952,091</b>	<b>1,004,916</b>

**PERSONAL SERVICES**

511200	Supervision	79,454	64,994	73,942	66,794
511411	Maintenance & Oper	275,011	409,181	318,564	414,115
511412	Overtime	87,670	40,000	80,489	40,000
511611	Temporary Labor Service	5,184	0	0	0
512111	Longevity	3,540	4,980	4,680	5,340
512112	Group Insurance	97,661	132,687	124,182	87,876
512114	Retirement	77,684	90,455	84,348	90,149
512115	Social Security	34,005	40,939	35,868	41,482
512116	Workmen's Comp	13,613	9,717	10,569	10,101
512118	Employee Screening	417	150	51	150
512121	Certification/License Pay	22,461	16,000	16,000	16,000
512100	Education & Training	7,075	11,800	10,849	13,950
519999	Sal & Benefit Transfers Out	(31,847)	(7,500)	(7,500)	(7,500)
<b>TOTAL</b>		<b>671,927</b>	<b>813,403</b>	<b>752,042</b>	<b>778,456</b>

**SUPPLIES**

521100	Office Supplies & Exp	1,807	3,200	1,840	3,300
521200	Operating Supplies	18,521	16,000	19,379	17,000
521400	Safety	4,981	4,650	3,706	4,400
521700	Minor Tools	10,504	10,300	10,000	10,300
521900	Wearing Apparel	10,758	7,650	10,483	10,100
522300	Laundry & Janitorial	3,500	2,000	3,087	3,500
522700	Printing	27	0	0	0
<b>TOTAL</b>		<b>50,097</b>	<b>43,800</b>	<b>48,495</b>	<b>48,600</b>

**REPAIRS & MAINTENANCE**

531111	Off Mach & Equip				
531200	Motor Vehicles	59,848	62,750	54,423	63,375
531700	Machinery & Equip	17,295	20,875	14,306	19,860
531800	Signal Equipment	0	0	0	0
533411	Water Svc R & M	150	0	0	0

**TEXARKANA WATER UTILITIES**

**WATER & SEWER CONSTRUCTION- 612**

		<i>Actual</i> <i>22-23</i>	<i>Budget</i> <i>23-24</i>	<i>Revised</i> <i>23-24</i>	<i>Budget</i> <i>24-25</i>
533511	Fire Hydrant R & M	83,026	70,000	60,000	70,000
539999	Equipment Apportionment	(3,375)	(5,000)	(3,670)	(3,500)
<b>TOTAL</b>		<b>156,943</b>	<b>148,625</b>	<b>125,059</b>	<b>149,735</b>
<b><u>CONTRACTUAL SERVICES</u></b>					
541311	Communications	5,317	7,000	6,599	7,000
541700	Rentals	197	1,500	500	1,500
543111	Garbage Hauling	2,240	2,000	1,370	2,000
543400	Insurance	8,748	9,500	12,201	12,525
544100	Maintenance Contracts	130	500	432	500
544900	Postage	19	100	889	100
545200	Power Purchase	0	0	0	0
545700	Special Services	2,947	4,400	4,504	4,500
<b>TOTAL</b>		<b>19,596</b>	<b>25,000</b>	<b>26,495</b>	<b>28,125</b>
<b>TOTAL BUDGET</b>		<b>898,563</b>	<b>1,030,828</b>	<b>952,091</b>	<b>1,004,916</b>

57.79%	Texas	580,741
42.21%	Arkansas	424,175
		<b>1,004,916</b>

## Water Distribution - 620

### DESCRIPTION:

The main objective of this division is to adequately, and efficiently, maintain and repair the water distribution system supplying water to Texarkana, Texas, Texarkana, Arkansas, Member Cities, and the rural areas formerly served by Leary, Mandeville, Union and the Miller County Public Water systems.

### FOCUS:

The continuing focus of this Division is to provide excellent, professional, and courteous service to the community by improving the quality of life of the citizens of Texarkana. Providing personnel training and utilizing personnel effectively will enable this Division to meet the goals and objectives that have been set. Primary goals will be to assist in system planning, improve record keeping for the GIS system and upgrade old and undersized water mains within the system.

### PERSONNEL SCHEDULE

POSITION	CLASS	CURRENT	PROPOSED
Utility Supervisor	10	1	1
❖ Utility Foreman/Operator	6	5	5
❖ Construction/Maintenance Tech I	3	5	5
❖ Construction/Maintenance Tech II	4	3	3

**TEXARKANA WATER UTILITIES**  
**WATER DISTRIBUTION- 620**

	<i>Actual</i> 22-23	<i>Budget</i> 23-24	<i>Revised</i> 23-24	<i>Budget</i> 24-25
<b><u>EXPENDITURES</u></b>				
Personal Services	988,942	958,255	1,004,982	934,998
Supplies	42,573	38,300	40,695	39,600
Repairs & Maintenance	592,204	650,500	604,399	657,700
Contractual Services	26,681	34,450	31,594	37,450
<b>TOTAL</b>	<b>1,650,400</b>	<b>1,681,505</b>	<b>1,681,670</b>	<b>1,669,748</b>

**PERSONAL SERVICES**

511200	Supervision	72,363	62,895	75,372	64,617
511411	Maintenance & Oper	420,085	485,916	426,164	500,337
511412	Overtime	175,900	80,000	165,081	80,000
511611	Temporary Labor Service	0	0	0	0
512111	Longevity	6,120	6,000	6,000	6,660
512112	Group Insurance	130,010	140,701	144,518	96,164
512114	Retirement	112,971	108,313	116,017	109,495
512115	Social Security	49,897	49,022	50,357	50,384
512116	Workmen's Comp	12,790	11,008	11,615	11,642
512118	Employee Screening	161	0	115	200
512121	Certification/License Pay	5,577	6,000	6,312	7,000
512100	Education & Training	5,089	11,050	4,430	10,000
519999	Sal & Ben Transfers Out	(2,020)	(1,600)	(1,000)	(1,500)
<b>TOTAL</b>		<b>988,942</b>	<b>958,255</b>	<b>1,004,982</b>	<b>934,998</b>

**SUPPLIES**

521100	Office Supplies & Exp	460	1,300	783	1,300
521200	Operating Supplies	11,133	11,000	9,891	11,000
521400	Safety	7,893	5,500	6,389	6,500
521700	Minor Tools	11,808	10,200	13,206	10,200
521900	Wearing Apparel	6,911	7,300	7,426	7,600
522300	Laundry & Janitorial	4,341	3,000	3,000	3,000
522700	Printing	27	0	0	0
<b>TOTAL</b>		<b>42,573</b>	<b>38,300</b>	<b>40,695</b>	<b>39,600</b>

**REPAIRS & MAINTENANCE**

531200	Motor Vehicles	68,422	82,600	69,207	78,400
531700	Machinery & Equip	20,608	35,200	19,113	30,300
531800	Signal Equipment	229	1,700	500	1,500
533100	Water Treatment Equip	4,651	40,000	6,335	20,000
533112	Plant Treatment Equip	0	0	0	0
533212	Treated Water Tran Main	21	0	0	0



**TEXARKANA WATER UTILITIES**  
**WATER DISTRIBUTION- 620**

		<i>Actual</i> <i>22-23</i>	<i>Budget</i> <i>23-24</i>	<i>Revised</i> <i>23-24</i>	<i>Budget</i> <i>24-25</i>
533311	Water Distribution Mains	236,668	300,000	275,000	300,000
533411	Water Services	243,529	196,000	215,015	216,000
533511	Fire Hydrants	392	0	150	0
533612	Other Tanks & Reservoirs	19,657	0	22,000	15,000
539999	Equipment Apportionment	(1,973)	(5,000)	(2,920)	(3,500)
<b>TOTAL</b>		<b>592,204</b>	<b>650,500</b>	<b>604,399</b>	<b>657,700</b>

**CONTRACTUAL SERVICES**

541311	Communications	6,510	7,000	9,315	9,000
541700	Rentals	481	3,000	1,080	3,000
541900	Fees & Permits	0	2,500	0	2,500
543111	Garbage Hauling	2,240	2,000	1,803	2,000
543400	Insurance	12,459	10,800	11,547	11,800
544100	Maintenance Contracts	130	700	134	700
544900	Postage	0	50	50	50
545200	Power Purchases	0	0	0	0
545700	Special Services	4,862	8,400	7,664	8,400
<b>TOTAL</b>		<b>26,681</b>	<b>34,450</b>	<b>31,594</b>	<b>37,450</b>

<b>TOTAL BUDGET</b>	<b>1,650,400</b>	<b>1,681,505</b>	<b>1,681,670</b>	<b>1,669,748</b>
---------------------	------------------	------------------	------------------	------------------

56.37%	Texas	941,295
42.07%	Arkansas	702,528
0.31%	Mandeville	5,185
1.24%	Union	20,740
		<b>1,669,748</b>

## Sewer Collection - 630

### DESCRIPTION:

The Sewer Collection Division maintains and repairs existing sewer mains, manholes and clean-outs, and replaces sewer mains within the Texarkana area. The division monitors the infiltration and inflow program, and maintains the main sewer system lines, keeping them free from debris, which aids in preventing back-ups within residential lines. The division also maintains rights-of-way and easements within the Texarkana area. Sewer Collection is responsible for our Damage Prevention Program covering excavation work, which is performed in proximity of the sewer and water lines. Sewer Collection personnel assist other divisions, such as Engineering, with the smoke testing and TV/video programs used to locate problem areas.

### FOCUS:

The primary focus of this division is to provide a safe, sanitary sewer collection system concentrating on the location and repair of infiltration and inflow points, to assist the wastewater plants in remaining within their allowable permit limits. The division will assist Engineering in upgrading record keeping for GIS mapping programs. Ongoing training of personnel will provide the public with a more professional team who is knowledgeable in the sewer collection field.

### PERSONNEL SCHEDULE:

POSITION	CLASS	CURRENT	PROPOSED
Utility Supervisor	8	1	1
❖ Jet Truck Operator	4	3	3
❖ Construction/Maintenance Tech I	3	5	5
❖ Construction/Maintenance II	4	3	3
❖ Utility Foreman/Operator	6	3	3
❖ Locator	4	3	3

**TEXARKANA WATER UTILITIES**  
**SEWER COLLECTION- 630**

	<i>Actual</i> 22-23	<i>Budget</i> 23-24	<i>Revised</i> 23-24	<i>Budget</i> 24-25
<b>EXPENDITURES</b>				
Personal Services	1,038,331	1,060,075	1,060,357	1,044,824
Supplies	42,886	42,465	41,733	47,865
Repairs & Maintenance	253,137	353,325	243,789	353,710
Contractual Services	37,433	39,485	38,161	42,410
<b>TOTAL</b>	<b>1,371,786</b>	<b>1,495,350</b>	<b>1,384,040</b>	<b>1,488,809</b>

**PERSONAL SERVICES**

511200	Supervision	65,652	57,822	72,622	62,117
511411	Maintenance & Oper	463,090	578,686	489,336	588,481
511412	Overtime	122,707	45,000	137,162	45,000
511611	Temporary Labor Service	34,322	0	0	0
512111	Longevity	3,900	3,660	3,360	4,260
512112	Group Insurance	147,661	168,918	142,086	131,004
512114	Retirement	113,216	118,008	122,621	119,178
512115	Social Security	49,750	53,410	52,670	54,840
512116	Workmen's Comp	13,024	13,371	13,775	14,545
512118	Employee Screening	760	300	250	300
512121	Certification/License Pay	17,731	13,000	18,500	17,000
512100	Education & Training	7,553	12,900	10,475	13,100
519999	Sal & Benefit Transfers Out	(1,035)	(5,000)	(2,500)	(5,000)
<b>TOTAL</b>		<b>1,038,331</b>	<b>1,060,075</b>	<b>1,060,357</b>	<b>1,044,824</b>

**SUPPLIES**

521100	Office Supplies & Exp	522	1,265	447	1,265
521200	Operating Supplies	15,215	19,000	16,500	19,000
521400	Safety	9,720	6,000	5,500	6,000
521700	Minor Tools	5,458	7,400	4,500	7,400
521900	Wearing Apparel	8,195	7,300	10,776	10,500
522300	Laundry & Janitorial	3,750	1,500	4,010	3,700
522700	Printing	27	0	0	0
<b>TOTAL</b>		<b>42,886</b>	<b>42,465</b>	<b>41,733</b>	<b>47,865</b>

**REPAIRS & MAINTENANCE**

531200	Motor Vehicles	104,587	114,550	92,223	111,350
531700	Machinery & Equip	11,528	25,375	12,398	26,360
531800	Signal Equipment	108	2,400	250	1,000
532100	Building R & M	0	0	0	0
534121	Sewer Instrument R & M	908	2,000	1,500	2,000
534211	Sewer Collection System	151,061	225,000	149,238	225,000
539998	Equipment Utilization	0	0	0	0
539999	Equipment Apportionment	(15,055)	(16,000)	(11,820)	(12,000)
<b>TOTAL</b>		<b>253,137</b>	<b>353,325</b>	<b>243,789</b>	<b>353,710</b>

**TEXARKANA WATER UTILITIES**  
**SEWER COLLECTION- 630**

	<i>Actual</i>	<i>Budget</i>	<i>Revised</i>	<i>Budget</i>	
	<i>22-23</i>	<i>23-24</i>	<i>23-24</i>	<i>24-25</i>	
<b><u>CONTRACTUAL SERVICES</u></b>					
541311	Communications	5,291	5,100	9,154	9,000
541700	Rentals	370	2,000	500	2,000
541900	Fees and Permits	0	3,000	0	3,000
543111	Garbage Hauling	1,581	2,000	2,000	2,000
543400	Insurance	14,266	20,300	19,107	19,825
544100	Maintenance Contracts	0	500	200	500
544900	Postage	82	85	86	85
545700	Special Services	15,843	6,500	7,114	6,000
<b>TOTAL</b>		<b>37,433</b>	<b>39,485</b>	<b>38,161</b>	<b>42,410</b>
<b>TOTAL BUDGET</b>		<b>1,371,786</b>	<b>1,495,350</b>	<b>1,384,040</b>	<b>1,488,809</b>

57.88%	Texas	861,648
42.12%	Arkansas	627,161
		<u>1,488,809</u>

## Fleet Services Center- 640

### DESCRIPTION:

The Fleet Service Center is responsible for servicing and maintaining all TWU, Bi-State, CRC, Texarkana, Arkansas Police, Fire, Public Works, Animal Control, and Airport vehicles, heavy equipment, trailers and all associated equipment needed to service the citizens of Texarkana and surrounding areas safely and cost effectively. The Service Center coordinates vehicle purchases, new vehicle preparation, vehicle customizing and disposal of retired vehicles.

### FOCUS:

The Fleet Service Center is committed to the safe operation of city vehicles and equipment we maintain and service. The Service Center utilizes a fleet management system for the most cost effective and highest standards of fleet repair to minimize fleet downtime and the interruption of city services to our citizens. Continuous Fleet Technician training allows the team at the Service Center to understand the rapidly changing technology associated with vehicles and equipment today.

### PERSONNEL SCHEDULE

POSITION	CLASS	CURRENT	PROPOSED
Fleet Services Manager	9	1	1
❖ Auto Mechanic II	6	2	2
❖ Auto Mechanic III (Diesel)	7	2	2
❖ Data Entry Clerk	3	1	1

**TEXARKANA WATER UTILITIES**

**FLEET SERVICES CENTER- 640**

	<i>Actual</i> 22-23	<i>Budget</i> 23-24	<i>Revised</i> 23-24	<i>Budget</i> 24-25
<b><u>EXPENDITURES</u></b>				
Personal Services	422,328	442,262	424,043	451,869
Supplies	24,398	28,800	24,725	28,750
Repairs & Maintenance	209,337	163,550	161,829	164,750
Contractual Services	32,274	33,100	35,283	34,467
<b>TOTAL</b>	<b>688,336</b>	<b>667,712</b>	<b>645,881</b>	<b>679,836</b>

**PERSONAL SERVICES**

511100	Supervision	67,050	68,904	68,795	70,814
511411	Maintenance & Oper	218,422	232,410	211,386	239,924
511412	Overtime	2,970	2,500	1,713	2,500
511611	Temporary Labor	0	0	0	0
512111	Longevity	3,300	2,160	2,100	2,400
512112	Group Insurance	47,387	47,857	56,554	43,385
512114	Retirement	48,599	51,886	48,306	52,724
512115	Social Security	23,088	23,484	21,006	24,261
512116	Workmen's Comp	6,444	5,510	5,820	5,553
512118	Employee Screening	204	0	115	57
512121	Certification/License Pay	2,173	1,000	1,294	1,500
512100	Education & Training	2,692	6,550	6,954	8,750
519998	Sal & Ben Transfers In	45,102	40,000	33,520	40,000
519999	Sal & Ben Transfers Out	(45,102)	(40,000)	(33,520)	(40,000)
<b>TOTAL</b>		<b>422,328</b>	<b>442,262</b>	<b>424,043</b>	<b>451,869</b>

**SUPPLIES**

521100	Office Supplies & Exp	1,836	1,600	1,375	1,550
521200	Operating Supplies	10,219	11,500	9,900	11,500
521400	Safety	5,548	7,100	6,984	7,100
521700	Minor Tools	2,385	3,900	2,250	3,900
521900	Wearing Apparel	3,992	4,200	4,045	4,200
522300	Laundry & Janitorial	391	500	171	500
522700	Printing	27	0	0	0
<b>TOTAL</b>		<b>24,398</b>	<b>28,800</b>	<b>24,725</b>	<b>28,750</b>

**REPAIRS & MAINTENANCE**

531200	Motor Vehicles	7,781	9,200	8,450	9,200
643- 531300	Arkansas Police Vehicle	13,945	16,950	12,594	16,950
644- 531400	Arkansas Fire Vehicle	61,520	52,250	53,918	52,250
645- 531500	Arkansas Public Works	111,070	69,200	71,159	69,200
646- 531600	Other Contract Maint	12,600	8,750	10,084	9,950
640- 531700	Machinery & Equip	0	2,100	1,075	2,100
531800	Signal Equipment	0	0	0	0
532100	Building	2,421	5,100	4,550	5,100
539999	Equipment Apportionment	0	0	0	0
<b>TOTAL</b>		<b>209,337</b>	<b>163,550</b>	<b>161,829</b>	<b>164,750</b>

**TEXARKANA WATER UTILITIES**  
**FLEET SERVICES CENTER- 640**

	<i>Actual</i>	<i>Budget</i>	<i>Revised</i>	<i>Budget</i>	
	<i>22-23</i>	<i>23-24</i>	<i>23-24</i>	<i>24-25</i>	
<b><u>CONTRACTUAL SERVICES</u></b>					
541311	Communications	2,000	2,000	1,990	2,000
541711	Equipment Rental	0	100	50	100
543400	Insurance	2,973	3,100	3,086	3,150
544100	Maintenance Contracts	4,496	5,000	4,870	5,200
544900	Postage	15	100	50	100
545200	Power Purchases	20,372	20,000	22,632	21,000
545700	Special Services	2,419	2,800	2,605	2,917
<b>TOTAL</b>		<b>32,274</b>	<b>33,100</b>	<b>35,283</b>	<b>34,467</b>
<b>TOTAL BUDGET</b>		<b>688,336</b>	<b>667,712</b>	<b>645,881</b>	<b>679,836</b>
39.30%	Texas				267,146
60.70%	Arkansas				412,690
					<b>679,836</b>

Normal percentage split except for Arkansas Vehicle Maintenance which is 100% Arkansas

## Engineering Design - 710

### DESCRIPTION:

The Engineering Division of the Texarkana Water Utilities provides engineering support services for all divisions of the Utility as well as its customers and the citizens of Texarkana. The Engineering Division is staffed with engineering technicians, draftsmen, surveyors, inspectors, clerical staff and professional engineers much like a consulting engineering firm. When technical support is requested from one of the three operations and maintenance divisions, the Engineering Division provides surveying, drafting, research or engineering services as required. The Division's surveying crew utilizes some of the most modern equipment available while performing preliminary, route and construction surveys. The survey crew has a total station survey instrument that incorporates electronic data measurement and electronic data collection. The survey crew is also utilizing the global positioning system (GPS) in some surveys, as well as utilizing the information available from the geographic information system (GIS). The Utilities' inspection staff provides construction inspection of Utility and developer projects, stakes, and inspects water meters, assists in the location of water and sanitary sewer mains as needed and will oversee the backflow prevention program as it is implemented. The engineering office staff coordinates construction and inspection activities, designs, extensions of service under the guidance of the design engineer; reviews plans submitted for construction by others; performs customer service by answering questions about service availability and taking meter orders; maintains the engineering files; maintains good communications with the public works departments of both cities; and maintains the Utility's construction specifications.

### FOCUS:

Continue to provide prompt, accurate and courteous service to the public. Utilize the GIS and engineering software available to design and prepare plans for extensions of service to better serve the residents of Texarkana. Continue to develop long-range plans for extensions of the water distribution and sanitary sewer collection systems and implement them in all construction. Improve the department's ability to keep jobs on schedule and track hours spent in the design of projects. Continue to implement the GPS in survey work, explore new ways to utilize GPS and continue to develop the backflow prevention program. Improve response time when other divisions request assistance. Ensure everyone is connected to sewer and water services where available



# Engineering Design - 710

## PERSONNEL SCHEDULE

POSITION	CLASS	CURRENT	PROPOSED
Design Engineer	10	1	1
❖ Engineering Technician II	6	1	1
❖ Engineering Technician I	6	1	1
❖ Engineering Technician/Construction Inspector	6	4	4
❖ Survey Party Chief	6	1	1
◆ Survey Instrument Operator	4	1	1
❖ O&M Coordinator	7	1	1

**TEXARKANA WATER UTILITIES**  
**ENGINEERING- DESIGN- 710**

	<i>Actual</i> 22-23	<i>Budget</i> 23-24	<i>Revised</i> 23-24	<i>Budget</i> 24-25
<b><u>EXPENDITURES</u></b>				
Personal Services	525,463	625,107	620,793	604,519
Supplies	20,752	13,450	9,404	13,400
Repairs & Maintenance	17,119	17,895	13,425	17,905
Contractual Services	57,265	72,875	57,236	67,900
<b>TOTAL</b>	<b>620,600</b>	<b>729,327</b>	<b>700,858</b>	<b>703,724</b>

**PERSONAL SERVICES**

511100	Supervision	45,754	76,423	76,314	78,558
511411	Maintenance & Oper	345,887	388,944	377,256	395,876
511412	M & O Overtime	24,247	15,000	34,902	15,000
511611	Temporary Labor	0	0	0	0
512111	Longevity	5,040	6,420	6,420	5,460
512112	Group Insurance	75,471	75,614	95,738	70,459
512114	Retirement	72,695	85,829	87,621	85,102
512115	Social Security	32,408	38,846	40,144	39,160
512116	Workmen's Comp	6,008	4,682	4,989	5,554
512118	Employee Screening	51	0	0	0
512121	Certification/License Pay	18,173	21,000	21,027	17,000
512100	Education & Training	8,131	12,350	14,941	12,350
519998	Sal & Benefit Transfer In	0	0	0	0
519999	Sal & Benefit Transfer Out	(108,401)	(100,000)	(138,558)	(120,000)
<b>TOTAL</b>		<b>525,463</b>	<b>625,107</b>	<b>620,793</b>	<b>604,519</b>

**SUPPLIES**

521100	Office Supplies & Exp	6,214	5,900	3,752	5,750
521200	Operating Supplies	7,986	2,500	1,562	2,700
521400	Safety	634	800	521	700
521700	Minor Tools	1,015	500	503	500
521900	Wearing Apparel	3,724	3,050	2,716	3,050
522300	Laundry and Janitorial	30	200	100	200
522700	Printing	1,149	500	250	500
<b>TOTAL</b>		<b>20,752</b>	<b>13,450</b>	<b>9,404</b>	<b>13,400</b>

**REPAIRS & MAINTENANCE**

531200	Motor Vehicles	17,119	17,895	13,425	17,905
532100	Buildings	0	0	0	0
532113	Grounds & Parking Lot	0	0	0	0
<b>TOTAL</b>		<b>17,119</b>	<b>17,895</b>	<b>13,425</b>	<b>17,905</b>

**CONTRACTUAL SERVICES**

541311	Communications	7,661	12,500	9,671	11,000
541700	Rentals	0	0	0	0
543400	Insurance	4,356	5,000	4,505	5,225

**TEXARKANA WATER UTILITIES**  
**ENGINEERING- DESIGN- 710**

		<i>Actual</i> <i>22-23</i>	<i>Budget</i> <i>23-24</i>	<i>Revised</i> <i>23-24</i>	<i>Budget</i> <i>24-25</i>
543900	Legal	81	600	100	450
544100	Maintenance Contracts	21,279	26,500	19,506	24,000
544900	Postage	94	275	100	225
545200	Power Purchases	23,522	27,900	22,954	26,900
545700	Special Services	273	100	400	100
<b>TOTAL</b>		<b>57,265</b>	<b>72,875</b>	<b>57,236</b>	<b>67,900</b>
<b>TOTAL BUDGET</b>		<b>620,600</b>	<b>729,327</b>	<b>700,858</b>	<b>703,724</b>
57.79%	Texas				406,682
42.21%	Arkansas				297,042
					<b>703,724</b>

## Engineering/I & I Abatement - 720

### DESCRIPTION:

The function of the Infiltration and Inflow Division is to inspect, identify and initiate remediation of problems in the sanitary sewer collection system. The identification of problem areas is accomplished by visual inspection of manholes, smoke testing to locate leaks, flow-monitoring, data collection and video inspection with concurrent dyed water testing. Problem areas that are identified are evaluated and prioritized based on severity of the defect. Those defects are then either turned over to the Operations Division for repairs or recommended for rehabilitation or replacement through a capital improvements program. The Geographic Information System (GIS) is being implemented by Utility staff and should enable them to better identify and evaluate the needs of the collection system. The staff is also learning how to use the Global Positioning System (GPS) together with the GIS to locate and identify problems. Employees will always utilize available equipment and training to meet OSHA requirements to maintain a safe working environment.

### FOCUS:

Continue the manhole inspection and survey program. Utilize existing flow-monitoring equipment and utilize computers to analyze the data. Continue to work with both Cities' plumbing departments to cap abandoned cleanouts and service laterals and repair damaged service laterals. Increase the footage of mains that are inspected by video inspection. Continue to implement the GIS and GPS. Continue to develop capital improvement projects for the reduction of inflow and infiltration points in wastewater collection mains. Continue to improve the root eradication program in cooperation with the Utility's sewer collection department utilizing data collected during video inspection. Use the data from flow-monitoring and video to develop both short and long-term goals for the reduction of infiltration and inflow.

### PERSONNEL SCHEDULE

POSITION	CLASS	CURRENT	PROPOSED
I & I Coordinator	8	1	1
❖ Engineering Field Technician	5	1	1
❖ Engineering Technician II	6	1	1

**TEXARKANA WATER UTILITIES**

**ENGINEERING I&I ABATEMENT- 720**

	<i>Actual</i>	<i>Budget</i>	<i>Revised</i>	<i>Budget</i>
	<i>22-23</i>	<i>23-24</i>	<i>23-24</i>	<i>24-25</i>
<b><u>EXPENDITURES</u></b>				
Personal Services	242,664	244,683	242,636	218,578
Supplies	5,206	7,355	6,890	7,375
Repairs & Maintenance	19,493	16,345	13,355	16,090
Contractual Services	9,576	21,000	20,851	21,110
<b>TOTAL</b>	<b>276,939</b>	<b>289,383</b>	<b>283,732</b>	<b>263,153</b>

**PERSONAL SERVICES**

511200	Supervision	63,600	65,508	65,388	67,473
511411	Maintenance & Oper	86,005	88,585	84,574	77,904
511412	Overtime	13,918	500	1,056	500
511611	Temporary Labor	5,216	9,000	6,500	9,000
512111	Longevity	2,580	2,760	2,760	1,800
512112	Group Insurance	32,687	27,345	35,991	18,113
512114	Retirement	29,341	27,780	28,045	25,715
512115	Social Security	12,974	12,573	12,126	11,833
512116	Workmen's Comp	1,316	982	1,068	1,315
512118	Employee Screening	0	0	0	0
512121	Certification/License Pay	10,077	7,000	10,428	7,000
512100	Education & Training	3,987	7,650	6,700	7,925
519998	Sal & Benefit Transfer In	0	0	0	0
519999	Sal & Benefit Transfer Out	(19,036)	(5,000)	(12,000)	(10,000)
<b>TOTAL</b>		<b>242,664</b>	<b>244,683</b>	<b>242,636</b>	<b>218,578</b>

**SUPPLIES**

521100	Office Supplies & Exp	0	315	185	270
521200	Operating Supplies	2,993	4,500	4,350	4,500
521400	Safety	651	500	450	475
521700	Minor Tools	122	350	250	350
521900	Wearing Apparel	1,111	1,350	1,385	1,450
522300	Laundry & Janitorial	304	300	250	300
522500	Lab & Photo Sup & Exp	0	0	0	0
522700	Printing	27	40	20	30
<b>TOTAL</b>		<b>5,206</b>	<b>7,355</b>	<b>6,890</b>	<b>7,375</b>

**REPAIRS & MAINTENANCE**

531111	Office Machines & Equip				
531200	Motor Vehicles	14,203	10,715	9,060	10,375
531700	Machinery & Equipment	5,290	5,630	4,295	5,715
531800	Signal Equipment	0	0	0	0

**TEXARKANA WATER UTILITIES**

**ENGINEERING I&I ABATEMENT- 720**

	<i>Actual</i> <i>22-23</i>	<i>Budget</i> <i>23-24</i>	<i>Revised</i> <i>23-24</i>	<i>Budget</i> <i>24-25</i>
<b>TOTAL</b>	<b>19,493</b>	<b>16,345</b>	<b>13,355</b>	<b>16,090</b>
<b><u>CONTRACTUAL SERVICES</u></b>				
541311 Communications	2,706	3,500	4,151	3,900
541711 Equipment Rental	0	0	0	0
543400 Insurance	3,182	3,450	3,390	3,410
544100 Maintenance Contracts	3,479	13,500	13,000	13,250
544900 Postage	89	200	125	200
545700 Special Services	120	350	185	350
<b>TOTAL</b>	<b>9,576</b>	<b>21,000</b>	<b>20,851</b>	<b>21,110</b>
 <b>TOTAL BUDGET</b>	 <b>276,939</b>	 <b>289,383</b>	 <b>283,732</b>	 <b>263,153</b>

57.79%	Texas	152,075
42.21%	Arkansas	111,078
		<u><u>263,153</u></u>

## GIS Development - 740

### DESCRIPTION:

Since, the Texarkana Water Utilities is a joint department of the Cities of Texarkana, Arkansas and Texarkana, Texas, which provides water and sewer services to both cities and the surrounding areas, the Utility is continually developing a Geographic Information System to aid all areas of the Utility by improving engineering design and planning, financial revenue forecasts, system inventories and system operations using digital mapping and spatial analysis for all departments needing such services within the two cities. The use of Geographic Information Systems at the Utility provides valuable information to all areas of the Utility by integrating common database operations such as query and statistical analysis with the unique visualization and geographic analysis benefits offered by maps.

### FOCUS:

GIS focuses on the following: creating, editing, and maintaining digital maps, orthophotography, and features attribute data used for water and sewer modeling, mapping, and geographic analysis; analyzing digital maps and relational data to assist daily operations and planning activities throughout the cities; and providing training and support to all City employees who use GIS data. GIS at the Utility will continue to expand the scope and accuracy of all thematic map layers to provide the most up to date mapping information possible. The program will focus this year on continued expansion of web map use, both internal and external, along with building a 30 City for enhanced visualization and planning.

### PERSONNEL SCHEDULE

POSITION	CLASS	CURRENT	PROPOSED
❖ GIS Administrator	7	0	1
❖ GIS Analyst	7	1	0
❖ GIS Technician	6	2	2
❖ Cityworks Administrator	6	1	1

**TEXARKANA WATER UTILITIES**  
**GIS DEVELOPMENT- 740**

	<i>Actual</i> 22-23	<i>Budget</i> 23-24	<i>Revised</i> 23-24	<i>Budget</i> 24-25
<b>EXPENDITURES</b>				
Personal Services	262,007	338,558	317,856	342,156
Supplies	2,033	7,225	3,798	6,850
Repairs & Maintenance	10,029	7,060	6,034	7,240
Contractual Services	82,949	113,420	100,137	104,195
<b>TOTAL</b>	<b>357,018</b>	<b>466,263</b>	<b>427,825</b>	<b>460,441</b>

**PERSONAL SERVICES**

511100	Supervision	7,500	7,500	7,500	7,500
511311	Clerical-Regular	19,237	19,848	19,819	20,444
511312	Clerical-Overtime	0	0	100	0
511411	Maintenance & Oper	137,426	193,292	176,923	203,990
511412	Overtime	0	500	400	500
511611	Temporary Labor	0	3,000	0	0
512111	Longevity	1,530	1,440	1,440	1,650
512112	Group Insurance	37,464	37,664	41,780	28,835
512114	Retirement	27,816	34,605	35,389	36,016
512115	Social Security	12,482	15,662	15,516	16,573
512116	Workmen's Comp	1,371	1,247	1,301	1,897
512118	Employee Screening	54	0	57	0
512121	Certification/License Pay	2,538	2,000	2,631	3,000
512100	Education & Training	14,589	21,800	15,000	21,750
519998	Salary & Ben Trans In	0	0	0	0
519999	Salary & Ben Trans Out	0	0	0	0
<b>TOTAL</b>		<b>262,007</b>	<b>338,558</b>	<b>317,856</b>	<b>342,156</b>

**SUPPLIES**

521100	Office Supplies & Exp	1,386	5,925	1,987	4,825
521200	Operating Supplies	117	1,200	1,201	1,200
521400	Safety	0	25	140	300
521700	Minor Tools	0	25	0	25
521900	Wearing Apparel	23	0	400	400
522300	Laundry & Janitorial	265	50	70	100
522700	Printing	242	0	0	0
<b>TOTAL</b>		<b>2,033</b>	<b>7,225</b>	<b>3,798</b>	<b>6,850</b>

**REPAIRS & MAINTENANCE**

531111	Office Machines & Equip	1,918	0	0	0
531200	Motor Vehicles	642	860	188	1,040



**TEXARKANA WATER UTILITIES**  
**GIS DEVELOPMENT- 740**

		<i>Actual</i> <i>22-23</i>	<i>Budget</i> <i>23-24</i>	<i>Revised</i> <i>23-24</i>	<i>Budget</i> <i>24-25</i>
532100	Building R & M	7,469	6,200	5,846	6,200
<b>TOTAL</b>		<b>10,029</b>	<b>7,060</b>	<b>6,034</b>	<b>7,240</b>
<b><u>CONTRACTUAL SERVICES</u></b>					
541311	Communications	4,698	6,000	8,803	7,000
541700	Rentals	0	0	0	0
543111	Garbage Hauling	0	0	0	0
543400	Insurance	1,612	1,680	1,796	1,855
543900	Legal	0	0	0	0
544100	Maintenance Contracts	73,693	103,400	87,300	93,000
544900	Postage	0	0	0	0
545200	Power Purchases	2,781	2,100	2,044	2,100
545700	Special Services	164	240	194	240
<b>TOTAL</b>		<b>82,949</b>	<b>113,420</b>	<b>100,137</b>	<b>104,195</b>
<b>TOTAL BUDGET</b>		<b>357,018</b>	<b>466,263</b>	<b>427,825</b>	<b>460,441</b>
57.80%	Texas				266,114
42.20%	Arkansas				194,327
					<b>460,441</b>

## Environmental Services - 750

### DESCRIPTION:

The primary functions of the Environmental Services Division are protection and education. Protection is provided to the sanitary sewer collection system; the wastewater treatment plants and the environment through the EPA mandated, and EPA approved Industrial Pretreatment Program; protection of the sanitary sewer collection from sanitary sewer stoppages and sanitary sewer overflows through the Grease Waste Control Program; and protection of the potable water supply system through the Backflow Prevention and Cross-Connection Control Program. Education is a vital resource for protection of the sanitary sewer collection system, the wastewater treatment plants, the environment, and the potable water supply system. Education of Environmental Services Division personal on the latest rules and requirements ensure that the Industrial Pretreatment Program, Grease Waste Control Program, and the Backflow Prevention and Cross-Connection Control Program results in these programs being effective in protecting water and wastewater system, wastewater treatment plants and the environment. Education of our customers and users in the reasons and need for these programs results in better compliance since the customers and users understand their role in protecting these vital systems and the environment. The Codes of Ordinances contain regulations outlining requirements, limitations, and enforcement powers necessary to implement these programs. The Industrial Pretreatment Program accomplishes protection through permitting of non-domestic users of the sanitary sewer system, and through the routine sampling of the non-domestic users discharge into the sanitary sewer system and inspections of the non-domestic users' facilities and processes. The Grease Waste Control Program has resulted in a significant reduction in sanitary sewer stoppages and sanitary sewer overflows by routine inspections, by requiring regular, scheduled cleanings of grease traps / interceptors, upgrade of ineffective and inefficient grease traps / interceptors, and installation of new grease traps / interceptors as needed. The Backflow Prevention / Cross-Connection Control Program identifies sources of pollutants and contaminants to the public drinking water supply and affects controls by requiring appropriate prevention methods.

### FOCUS:

Environmental Services will continue to protect Utility assets and the environment by continuing to diligently enforce the sewer use ordinances and educating our customers and users. The Industrial Pretreatment and Grease Waste Control Programs will assure full compliance with all applicable regulations through permitting, sampling, and inspections. Environmental Services has developed the Backflow Prevention / Cross-Connection Control Program into an organized system in compliance will federal, state, and local regulations. Environmental Services has a close working relationship with plumbing inspectors, fire marshals, Utility Engineering and Customer Service Divisions to assure new water services are equipped with appropriate protection devices or

TEXARKANA WATER UTILITIES

---

assemblies and existing facilities, requiring such devices or assemblies are so equipped and tested annually.

**PERSONNEL SCHEDULE**

POSITION	CLASS	CURRENT	PROPOSED
Environmental Engineer	9	1	1
❖ Environmental Coordinator	7	1	1
◆ Environmental Specialist	5	1	1
❖ Industrial Pretreatment Coordinator	7	1	1
◆ Pretreatment Specialist	5	1	1
❖ Part-Time Administrative Clerk	5	0	1

**TEXARKANA WATER UTILITIES**

**ENVIRONMENTAL SERVICES- 750**

	<i>Actual</i> 22-23	<i>Budget</i> 23-24	<i>Revised</i> 23-24	<i>Budget</i> 24-25
<b><u>EXPENDITURES</u></b>				
Personal Services	370,833	404,011	381,443	427,863
Supplies	10,599	12,900	17,576	20,500
Repairs & Maintenance	4,513	7,190	3,843	7,190
Contractual Services	36,090	42,050	42,633	46,310
<b>TOTAL</b>	<b>422,035</b>	<b>466,151</b>	<b>445,495</b>	<b>501,863</b>

**PERSONAL SERVICES**

511100	Supervision	73,328	76,171	75,571	78,299
511411	Maintenance & Oper	161,513	173,155	159,817	189,728
511412	M & O Overtime	490	2,500	250	2,500
511611	Temporary Labor	0	0	0	0
512111	Longevity	1,140	1,500	1,440	1,740
512112	Group Insurance	34,340	40,763	35,991	35,769
512114	Retirement	41,883	45,607	45,695	48,756
512115	Social Security	19,182	20,642	20,480	22,435
512116	Workmen's Comp	5,706	5,372	5,600	5,996
512117	Unemployment Benefits	2,745	0	0	0
512118	Employee Screening	0	0	0	0
512121	Certification/License Pay	17,699	16,500	22,564	21,000
512100	Education & Training	12,806	21,800	14,035	21,640
519999	Salary & Ben Trans Out	0	0	0	0
<b>TOTAL</b>		<b>370,833</b>	<b>404,011</b>	<b>381,443</b>	<b>427,863</b>

**SUPPLIES**

521100	Office Supplies	2,176	1,850	1,753	1,850
521200	Operating Supplies	996	1,000	901	1,000
521400	Safety	1,084	2,250	996	2,250
521700	Minor Tools	782	500	390	500
521900	Wearing Apparel	346	600	800	600
522300	Laundry & Janitorial	684	200	4,548	6,000
522500	Lab & Photo Sup & Exp	2,794	3,000	3,800	4,300
522700	Printing	1,737	3,500	4,388	4,000
<b>TOTAL</b>		<b>10,599</b>	<b>12,900</b>	<b>17,576</b>	<b>20,500</b>

**REPAIRS & MAINTENANCE**

531200	Motor Vehicles	3,806	5,490	3,221	5,490
532100	Building R & M	707	1,700	622	1,700
<b>TOTAL</b>		<b>4,513</b>	<b>7,190</b>	<b>3,843</b>	<b>7,190</b>

**TEXARKANA WATER UTILITIES**

**ENVIRONMENTAL SERVICES- 750**

	<i>Actual</i>	<i>Budget</i>	<i>Revised</i>	<i>Budget</i>	
	<i>22-23</i>	<i>23-24</i>	<i>23-24</i>	<i>24-25</i>	
<b><u>CONTRACTUAL SERVICES</u></b>					
541311	Communications	5,993	7,500	6,947	7,500
541931	Fines & Penalties	0	0	0	0
543111	Garbage Hauling	279	700	588	700
543400	Insurance	2,696	3,000	2,870	3,060
543600	Laboratory Services	10,299	13,500	10,141	13,250
543900	Legal	291	650	450	650
544100	Maintenance Contracts	13,397	13,500	18,000	16,500
544900	Postage	0	300	42	250
545200	Power Purchases	3,091	2,000	3,371	3,700
545700	Special Services	44	900	225	700
<b>TOTAL</b>		<b>36,090</b>	<b>42,050</b>	<b>42,633</b>	<b>46,310</b>
<b>TOTAL BUDGET</b>		<b>422,035</b>	<b>466,151</b>	<b>445,495</b>	<b>501,863</b>

57.79%	Texas	290,027
42.21%	Arkansas	211,836
		<b>501,863</b>

## **Leary - 830/831**

### **DESCRIPTION:**

The main objective of this division is to track the maintenance and repairs to the Leary Water System and sewer system, which we operate by contract with the City of Leary.

### **FOCUS:**

The focus of this division is to provide timely, professional, and courteous service to the Leary community.

### **PERSONNEL SCHEDULE**

No permanently assigned personnel. Personnel are assigned from various divisions as needed.

Time and other expenses are charged to this division when maintenance or other work is performed for Leary.

**TEXARKANA WATER UTILITIES**

**LEARY- 830**

(REIMBURSABLE)

	<i>Actual</i> 22-23	<i>Budget</i> 23-24	<i>Revised</i> 23-24	<i>Budget</i> 24-25
<b><u>EXPENDITURES</u></b>				
Personal Services	17,556	14,700	10,854	14,275
Supplies	0	25	17	25
Repairs & Maintenance	12,720	16,000	30,764	15,000
Contractual Services	1,564	530	828	930
<b>TOTAL</b>	<b>31,840</b>	<b>31,255</b>	<b>42,463</b>	<b>30,230</b>

**PERSONAL SERVICES**

511200	Supervision	1,252	1,900	676	1,475
511311	Clerical-Regular	0	0	0	0
511312	Clerical-Overtime	0	0	0	0
511411	Maintenance & Oper	6,763	7,000	5,879	7,000
511412	Overtime	5,255	1,400	1,081	1,400
512112	Group Insurance	1,098	1,500	1,362	1,500
512114	Retirement	2,207	2,000	1,291	2,000
512115	Social Security	982	900	564	900
512116	Workmen's Comp	0	0	0	0
512117	Unemployment Benefits	0	0	0	0
512118	Employee Screening	0	0	0	0
512121	Incentive	0	0	0	0
512100	Education & Training	0	0	0	0
519998	Sal & Ben Transfers In	0	0	0	0
519999	Sal & Ben Transfers Out	0	0	0	0
<b>TOTAL</b>		<b>17,556</b>	<b>14,700</b>	<b>10,854</b>	<b>14,275</b>

**SUPPLIES**

521100	Office Supplies & Exp	0	0	0	0
521200	Operating Supplies	0	25	17	25
521400	Safety	0	0	0	0
521700	Minor Tools	0	0	0	0
521900	Wearing Apparel	0	0	0	0
522300	Laundry & Janitorial	0	0	0	0
522500	Lab & Photo Supplies	0	0	0	0
522700	Printing	0	0	0	0
<b>TOTAL</b>		<b>0</b>	<b>25</b>	<b>17</b>	<b>25</b>

**REPAIRS & MAINTENANCE**

531111	Office Machine & Equip	0	0	0	0
531200	Motor Vehicles	0	0	0	0
531700	Machinery & Equip	0	0	0	0

**TEXARKANA WATER UTILITIES**

**LEARY- 830**

(REIMBURSABLE)

		<i>Actual</i>	<i>Budget</i>	<i>Revised</i>	<i>Budget</i>
		<i>22-23</i>	<i>23-24</i>	<i>23-24</i>	<i>24-25</i>
531800	Signal Equipment	0	0	0	0
532100	Building R & M	0	0	0	0
533100	Water Treatment Equip	6,579	2,500	21,982	2,500
533112	Plant Treatment Equip	6,531	0	0	0
533212	Treated Water Tran Main	0	500	100	500
533311	Water Distribution Mains	229	1,500	500	1,500
533411	Water Services	64	1,500	500	1,500
533511	Fire Hydrants	0	0	0	0
533612	Other Tanks & Reservoirs	0	0	0	0
534211	Sewer Collection	1,365	3,000	928	2,000
534594	Leary Lift Station R & M	122	250	4,708	250
534595	Leary-Chesterfield LS R & M	0	250	1,360	250
539998	Equipment Utilization	4,360	6,500	686	6,500
<b>TOTAL</b>		<b>12,720</b>	<b>16,000</b>	<b>30,764</b>	<b>15,000</b>
<b>CONTRACTUAL SERVICES</b>					
541311	Communications	456	0	0	0
541700	Rentals	0	0	0	0
541900	Fees & Permits	0	0	0	0
543400	Insurance	0	0	0	0
543600	Laboratory Services	1,108	500	828	900
544100	Maintenance Contracts	0	0	0	0
544900	Postage	0	30	0	30
545200	Power Purchases	0	0	0	0
545700	Special Services	0	0	0	0
<b>TOTAL</b>		<b>1,564</b>	<b>530</b>	<b>828</b>	<b>930</b>
<b>TOTAL BUDGET</b>		<b>31,840</b>	<b>31,255</b>	<b>42,463</b>	<b>30,230</b>
100%	Texas				<b>30,230</b>



**TEXARKANA WATER UTILITIES**

**LEARY- 831**

	<i>Actual</i> 22-23	<i>Budget</i> 23-24	<i>Revised</i> 23-24	<i>Budget</i> 24-25
<b><u>EXPENDITURES</u></b>				
Personal Services	6,237	6,810	7,823	8,023
Supplies	0	0	0	0
Repairs & Maintenance	0	225	49	225
Contractual Services	0	0	0	0
<b>TOTAL</b>	<b>6,237</b>	<b>7,035</b>	<b>7,872</b>	<b>8,248</b>

**PERSONAL SERVICES**

511200	Supervision	0	150	0	100
511411	Maintenance & Oper	0	400	0	250
511412	Overtime	0	50	0	50
512112	Group Insurance	0	100	0	50
512114	Retirement	0	102	0	68
512115	Social Security	0	8	0	5
512100	Education & Training	0	0	0	0
519998	Sal & Ben Transfers In	6,237	6,000	7,823	7,500
519999	Sal & Ben Transfers Out	0	0	0	0
<b>TOTAL</b>		<b>6,237</b>	<b>6,810</b>	<b>7,823</b>	<b>8,023</b>

**SUPPLIES**

521100	Office Supplies & Exp	0	0	0	0
521200	Operating Supplies	0	0	0	0
521400	Safety	0	0	0	0
521700	Minor Tools	0	0	0	0
521900	Wearing Apparel	0	0	0	0
522300	Laundry & Janitorial	0	0	0	0
522500	Lab & Photo Supplies	0	0	0	0
522700	Printing	0	0	0	0
522800	Chemicals-Lake	0	0	0	0
<b>TOTAL</b>		<b>0</b>	<b>0</b>	<b>0</b>	<b>0</b>

**REPAIRS & MAINTENANCE**

531111	Office Machine & Equip				
531200	Motor Vehicles	0	0	0	0
531700	Machinery & Equip	0	0	0	0
531800	Signal Equipment	0	0	0	0
532100	Building R & M	0	0	0	0
533100	Water Treatment Equip	0	0	0	0
532111	Raw Water Tran Main	0	0	0	0
533311	Water Distribution Mains	0	25	0	25
533411	Water Services R&M	0	200	49	200
533511	Fire Hydrants	0	0	0	0
539998	Equipment Utilization	0	0	0	0
539999	Equipment Apportionment	0	0	0	0

**TEXARKANA WATER UTILITIES**

**LEARY- 831**

	<i>Actual</i> 22-23	<i>Budget</i> 23-24	<i>Revised</i> 23-24	<i>Budget</i> 24-25
<b>TOTAL</b>	<b>0</b>	<b>225</b>	<b>49</b>	<b>225</b>
<b><u>CONTRACTUAL SERVICES</u></b>				
541311 Communications				
541700 Rentals	0	0	0	0
541900 Fees & Permits	0	0	0	0
542411 Freight Charges	0	0	0	0
542711 Grease Hauling	0	0	0	0
543111 Garbage Hauling	0	0	0	0
543400 Insurance	0	0	0	0
543600 Laboratory Services	0	0	0	0
544100 Maintenance Contracts	0	0	0	0
544900 Postage	0	0	0	0
545200 Power Purchases	0	0	0	0
545700 Special Services	0	0	0	0
<b>TOTAL</b>	<b>0</b>	<b>0</b>	<b>0</b>	<b>0</b>
 <b>TOTAL BUDGET</b>	 <b>6,237</b>	 <b>7,035</b>	 <b>7,872</b>	 <b>8,248</b>
 100% Texas				 <b>8,248</b>

## **Miller County Public Water Authority – 833/834**

### **DESCRIPTION:**

The main objective of this division is to track the maintenance and repairs to the Miller County Public Water Authority Water System (MCPWA), which we operate by contract with the MCPWA.

### **FOCUS:**

The focus of this division is to provide timely, professional, and courteous service to the Genoa area of Texarkana, Arkansas serviced by the MCPWA.

### **PERSONNEL SCHEDULE**

No permanently assigned personnel. Personnel are assigned from various divisions as needed.

Time and other expenses are charged to this division when maintenance or other work is performed for MCPWA.

**TEXARKANA WATER UTILITIES**

**MILLER COUNTY PUBLIC WATER AUTHORITY- 833**

(REIMBURSABLE)

	<i>Actual</i> 22-23	<i>Budget</i> 23-24	<i>Revised</i> 23-24	<i>Budget</i> 24-25
<b><u>EXPENDITURES</u></b>				
Personal Services	0	518	0	347
Supplies	0	0	0	0
Repairs & Maintenance	18,147	17,500	18,500	18,900
Contractual Services	0	0	0	0
<b>TOTAL</b>	<b>18,147</b>	<b>18,018</b>	<b>18,500</b>	<b>19,247</b>

**PERSONAL SERVICES**

511200	Supervision	0	175	0	125
511311	Clerical-Regular	0	0	0	0
511312	Clerical-Overtime	0	0	0	0
511411	Maintenance & Oper	0	100	0	75
511412	Overtime	0	100	0	75
512112	Group Insurance	0	50	0	50
512114	Retirement	0	64	0	0
512115	Social Security	0	29	0	21
512116	Workmen's Comp	0	0	0	0
512117	Unemployment Benefits	0	0	0	0
512118	Employee Screening	0	0	0	0
512121	Certification/License Pay	0	0	0	0
512100	Education & Training	0	0	0	0
519998	Sal & Ben Transfers In	0	0	0	0
519999	Sal & Ben Transfers Out	0	0	0	0
<b>TOTAL</b>		<b>0</b>	<b>518</b>	<b>0</b>	<b>347</b>

**SUPPLIES**

521100	Office Supplies & Exp	0	0	0	0
521200	Operating Supplies	0	0	0	0
521311	Botanical Supplies	0	0	0	0
521400	Safety	0	0	0	0
521700	Minor Tools	0	0	0	0
521900	Wearing Apparel	0	0	0	0
522300	Laundry & Janitorial	0	0	0	0
522500	Lab & Photo Supplies	0	0	0	0
522700	Printing	0	0	0	0
522800	Chemicals-Lake	0	0	0	0
<b>TOTAL</b>		<b>0</b>	<b>0</b>	<b>0</b>	<b>0</b>

**REPAIRS & MAINTENANCE**

531111	Office Machine & Equip	0	0	0	0
--------	------------------------	---	---	---	---

**TEXARKANA WATER UTILITIES**

**MILLER COUNTY PUBLIC WATER AUTHORITY- 833**

(REIMBURSABLE)

		<i>Actual</i>	<i>Budget</i>	<i>Revised</i>	<i>Budget</i>
		<i>22-23</i>	<i>23-24</i>	<i>23-24</i>	<i>24-25</i>
531200	Motor Vehicles	0	0	0	0
531700	Machinery & Equip	0	500	0	400
531800	Signal Equipment	0	0	0	0
532100	Building R & M	0	0	0	0
533100	Water Treatment Equip	14,816	8,000	15,500	10,000
533113	Booster Station Equip	0	0	0	0
533212	Treated Water Trans Mains	0	500	0	500
533311	Water Distribution Mains	0	1,500	150	1,200
533411	Water Services	2,615	5,000	2,214	5,000
533511	Fire Hydrants	0	0	0	0
533612	Other Tanks & Reservoirs	716	2,000	636	1,800
539998	Equipment Utilization	0	0	0	0
539999	Equipment Apportionment	0	0	0	0
<b>TOTAL</b>		<b>18,147</b>	<b>17,500</b>	<b>18,500</b>	<b>18,900</b>
<b>CONTRACTUAL SERVICES</b>					
541311	Communications	0	0	0	0
541700	Rentals	0	0	0	0
541900	Fees & Permits	0	0	0	0
542411	Freight Charges	0	0	0	0
542711	Grease Hauling	0	0	0	0
543111	Refuse Hauling	0	0	0	0
543400	Insurance	0	0	0	0
543600	Laboratory Services	0	0	0	0
544100	Maintenance Contracts	0	0	0	0
544900	Postage	0	0	0	0
545200	Power Purchases	0	0	0	0
545700	Special Services	0	0	0	0
<b>TOTAL</b>		<b>0</b>	<b>0</b>	<b>0</b>	<b>0</b>
<b>TOTAL BUDGET</b>		<b>18,147</b>	<b>18,018</b>	<b>18,500</b>	<b>19,247</b>
100%	Arkansas				<b>19,247</b>

**TEXARKANA WATER UTILITIES**

**MILLER COUNTY PUBLIC WATER AUTHORITY- 834**

	<i>Actual</i> 22-23	<i>Budget</i> 23-24	<i>Revised</i> 23-24	<i>Budget</i> 24-25
<b><u>EXPENDITURES</u></b>				
Personal Services	7,243	13,911	6,677	10,181
Supplies	0	0	0	0
Repairs & Maintenance	1,677	3,500	910	2,500
Contractual Services	0	25	0	25
<b>TOTAL</b>	<b>8,920</b>	<b>17,436</b>	<b>7,587</b>	<b>12,706</b>

**PERSONAL SERVICES**

511200	Supervision	0	1,600	625	1,600
511411	Maintenance & Oper	3,835	5,000	3,576	4,000
511412	Overtime	631	4,000	995	2,000
511611	Temporary Labor	0	0	0	0
512112	Group Insurance	1,735	2,500	361	2,000
512114	Retirement	737	0	779	0
512115	Social Security	304	811	340	581
512100	Education & Training	0	0	0	0
519998	Sal & Ben Transfers In	0	0	0	0
519999	Sal & Ben Transfers Out	0	0	0	0
<b>TOTAL</b>		<b>7,243</b>	<b>13,911</b>	<b>6,677</b>	<b>10,181</b>

**SUPPLIES**

521100	Office Supplies & Exp	0	0	0	0
521200	Operating Supplies	0	0	0	0
521400	Safety	0	0	0	0
521700	Minor Tools	0	0	0	0
521900	Wearing Apparel	0	0	0	0
522300	Laundry & Janitorial	0	0	0	0
522500	Lab & Photo Supplies	0	0	0	0
522700	Printing	0	0	0	0
522800	Chemicals-Lake	0	0	0	0
<b>TOTAL</b>		<b>0</b>	<b>0</b>	<b>0</b>	<b>0</b>

**REPAIRS & MAINTENANCE**

531111	Office Machine & Equip	0	0	0	0
531200	Motor Vehicles	0	0	0	0
531700	Machinery & Equip	0	0	0	0
531800	Signal Equipment	0	0	0	0
532100	Building R & M	0	0	0	0
533100	Water Treatment Equip	0	0	0	0

**TEXARKANA WATER UTILITIES**

**MILLER COUNTY PUBLIC WATER AUTHORITY- 834**

		<i>Actual</i>	<i>Budget</i>	<i>Revised</i>	<i>Budget</i>
		<i>22-23</i>	<i>23-24</i>	<i>23-24</i>	<i>24-25</i>
532111	Raw Water Tran Main	0	0	0	0
533311	Water Distribution Mains	0	0	0	0
533411	Water Services	182	500	100	500
533511	Fire Hydrants	620	0	0	0
539998	Equipment Utilization	875	3,000	810	2,000
539999	Equipment Apportionment	0	0	0	0
<b>TOTAL</b>		<b>1,677</b>	<b>3,500</b>	<b>910</b>	<b>2,500</b>

**CONTRACTUAL SERVICES**

541311	Communications	0	0	0	0
541700	Rentals	0	0	0	0
541900	Fees & Permits	0	0	0	0
543400	Insurance	0	0	0	0
543600	Laboratory Services	0	0	0	0
544100	Maintenance Contracts	0	0	0	0
544900	Postage	0	25	0	25
545200	Power Purchases	0	0	0	0
545700	Special Services	0	0	0	0
<b>TOTAL</b>		<b>0</b>	<b>25</b>	<b>0</b>	<b>25</b>

<b>TOTAL BUDGET</b>	<b>8,920</b>	<b>17,436</b>	<b>7,587</b>	<b>12,706</b>
---------------------	--------------	---------------	--------------	---------------

100% Arkansas				<b>12,706</b>
---------------	--	--	--	---------------

**TEXARKANA WATER UTILITIES**  
**COMBINED ARKANSAS AND TEXAS DEBT SERVICE**  
**All Revenue Bonds**

	<b>Total Principal</b>	<b>Total Interest</b>	<b>Principal &amp; Interest</b>
2025	1,731,594.95	1,966,015.83	3,697,610.78
2026	1,338,860.05	1,890,737.76	3,229,597.81
2027	1,395,000.00	1,829,006.28	3,224,006.28
2028	1,470,000.00	1,760,156.28	3,230,156.28
2029	1,540,000.00	1,687,281.28	3,227,281.28
2030	1,615,000.00	1,610,931.28	3,225,931.28
2031	1,695,000.00	1,530,687.52	3,225,687.52
2032	1,780,000.00	1,446,481.26	3,226,481.26
2033	1,870,000.00	1,357,668.76	3,227,668.76
2034	1,795,000.00	1,264,362.50	3,059,362.50
2035	1,885,000.00	1,174,612.50	3,059,612.50
2036	1,985,000.00	1,080,362.50	3,065,362.50
2037	2,085,000.00	981,112.50	3,066,112.50
2038	2,185,000.00	876,862.50	3,061,862.50
2039	2,280,000.00	780,862.50	3,060,862.50
2040	2,375,000.00	687,412.50	3,062,412.50
2041	2,470,000.00	590,062.50	3,060,062.50
2042	2,570,000.00	488,812.50	3,058,812.50
2043	2,680,000.00	383,462.50	3,063,462.50
2044	1,110,000.00	273,600.00	1,383,600.00
2045	1,160,000.00	223,650.00	1,383,650.00
2046	1,215,000.00	171,450.00	1,386,450.00
2047	1,270,000.00	116,775.00	1,386,775.00
2048	1,325,000.00	59,625.00	1,384,625.00
	<b>42,825,455.00</b>	<b>24,231,991.25</b>	<b>67,057,446.25</b>



**TEXARKANA ARKANSAS WATER UTILITIES**  
**CITY OF TEXARKANA, ARKANSAS PUBLIC FACILITIES BOARD**  
**All Revenue Bonds**  
**Schedule of Principal and Interest**

Fiscal Year	Total Principal	Total Interest	Total Principal & Interest
2025	1,166,594.95	983,772.05	2,150,367.00
2026	743,860.05	935,643.98	1,679,504.03
2027	775,000.00	902,800.00	1,677,800.00
2028	815,000.00	864,050.00	1,679,050.00
2029	855,000.00	823,300.00	1,678,300.00
2030	900,000.00	780,550.00	1,680,550.00
2031	940,000.00	735,550.00	1,675,550.00
2032	990,000.00	688,550.00	1,678,550.00
2033	1,040,000.00	639,050.00	1,679,050.00
2034	1,090,000.00	587,050.00	1,677,050.00
2035	1,145,000.00	532,550.00	1,677,550.00
2036	1,205,000.00	475,300.00	1,680,300.00
2037	1,265,000.00	415,050.00	1,680,050.00
2038	1,325,000.00	351,800.00	1,676,800.00
2039	1,380,000.00	298,800.00	1,678,800.00
2040	1,435,000.00	243,600.00	1,678,600.00
2041	1,490,000.00	186,200.00	1,676,200.00
2042	1,550,000.00	126,600.00	1,676,600.00
2043	1,615,000.00	64,600.00	1,679,600.00
<b>Totals</b>	<b>21,725,455.00</b>	<b>10,634,816.03</b>	<b>32,360,271.03</b>

**TEXARKANA ARKANSAS WATER UTILITIES**  
**CITY OF TEXARKANA, ARKANSAS PUBLIC FACILITIES BOARD**  
**2004B Water Facilities Improvement Revenue Bond**  
**Schedule of Principal and Interest**  
*(Remaining of Original \$3,830,000)*

<b>Fiscal Year</b>	<b>Rate</b>	<b>Principal October 15</b>	<b>Interest October 15</b>	<b>Principal April 15</b>	<b>Interest April 15</b>	<b>Total Principal &amp; Interest</b>
2025	3.25%	124,783.61	6,182.39	126,811.34	4,154.66	261,932.00
2026	3.25%	128,860.05	2,093.98	0	0	130,954.03
		<b>253,643.66</b>	<b>8,276.37</b>	<b>126,811.34</b>	<b>4,154.66</b>	<b>392,886.03</b>

Water            100%

**TEXARKANA ARKANSAS WATER UTILITIES**  
**CITY OF TEXARKANA, ARKANSAS PUBLIC FACILITIES BOARD**  
**2007 Waterworks Facilities Revenue Refunding Bonds**  
**Schedule of Principal and Interest**  
*(Remaining of Original \$9,085,000)*

<b>Fiscal Year</b>	<b>Rate</b>	<b>Principal September 1</b>	<b>Interest March 1</b>	<b>Interest September 1</b>	<b>Total Principal &amp; Interest</b>
2025	4.150%	690,000.00	14,317.50	14,317.50	718,635.00
<b>Totals</b>		<b>690,000.00</b>	<b>14,317.50</b>	<b>14,317.50</b>	<b>718,635.00</b>
Water	98.4%				
Sewer	1.6%				

**TEXARKANA ARKANSAS WATER UTILITIES**  
**CITY OF TEXARKANA, ARKANSAS PUBLIC FACILITIES BOARD**  
**2023 Public Facilities Board Waterworks Facilities Revenue Bonds \$20,655,000**  
**Schedule of Principal and Interest**

<b>Fiscal Year</b>	<b>Rate</b>	<b>Principal September 1</b>	<b>Interest March 1</b>	<b>Interest September 1</b>	<b>Total Principal &amp; Interest</b>
2025	5.00%	225,000.00	472,400.00	472,400.00	1,169,800.00
2026	5.00%	615,000.00	466,775.00	466,775.00	1,548,550.00
2027	5.00%	775,000.00	451,400.00	451,400.00	1,677,800.00
2028	5.00%	815,000.00	432,025.00	432,025.00	1,679,050.00
2029	5.00%	855,000.00	411,650.00	411,650.00	1,678,300.00
2030	5.00%	900,000.00	390,275.00	390,275.00	1,680,550.00
2031	5.00%	940,000.00	367,775.00	367,775.00	1,675,550.00
2032	5.00%	990,000.00	344,275.00	344,275.00	1,678,550.00
2033	5.00%	1,040,000.00	319,525.00	319,525.00	1,679,050.00
2034	5.00%	1,090,000.00	293,525.00	293,525.00	1,677,050.00
2035	5.00%	1,145,000.00	266,275.00	266,275.00	1,677,550.00
2036	5.00%	1,205,000.00	237,650.00	237,650.00	1,680,300.00
2037	5.00%	1,265,000.00	207,525.00	207,525.00	1,680,050.00
2038	4.00%	1,325,000.00	175,900.00	175,900.00	1,676,800.00
2039	4.00%	1,380,000.00	149,400.00	149,400.00	1,678,800.00
2040	4.00%	1,435,000.00	121,800.00	121,800.00	1,678,600.00
2041	4.00%	1,490,000.00	93,100.00	93,100.00	1,676,200.00
2042	4.00%	1,550,000.00	63,300.00	63,300.00	1,676,600.00
2043	4.00%	1,615,000.00	32,300.00	32,300.00	1,679,600.00
		<b>20,655,000.00</b>	<b>5,296,875.00</b>	<b>5,296,875.00</b>	<b>31,248,750.00</b>

**TEXARKANA TEXAS WATER UTILITIES**  
**CITY OF TEXARKANA, TEXAS**  
**All Revenue Bonds**  
**Schedule of Principal and Interest**

<b>Fiscal Year</b>	<b>Total Principal</b>	<b>Total Interest</b>	<b>Total Principal &amp; Interest</b>
2025	565,000.00	982,243.78	1,547,243.78
2026	595,000.00	955,093.78	1,550,093.78
2027	620,000.00	926,206.28	1,546,206.28
2028	655,000.00	896,106.28	1,551,106.28
2029	685,000.00	863,981.28	1,548,981.28
2030	715,000.00	830,381.28	1,545,381.28
2031	755,000.00	795,137.52	1,550,137.52
2032	790,000.00	757,931.26	1,547,931.26
2033	830,000.00	718,618.76	1,548,618.76
2034	705,000.00	677,312.50	1,382,312.50
2035	740,000.00	642,062.50	1,382,062.50
2036	780,000.00	605,062.50	1,385,062.50
2037	820,000.00	566,062.50	1,386,062.50
2038	860,000.00	525,062.50	1,385,062.50
2039	900,000.00	482,062.50	1,382,062.50
2040	940,000.00	443,812.50	1,383,812.50
2041	980,000.00	403,862.50	1,383,862.50
2042	1,020,000.00	362,212.50	1,382,212.50
2043	1,065,000.00	318,862.50	1,383,862.50
2044	1,110,000.00	273,600.00	1,383,600.00
2045	1,160,000.00	223,650.00	1,383,650.00
2046	1,215,000.00	171,450.00	1,386,450.00
2047	1,270,000.00	116,775.00	1,386,775.00
2048	1,325,000.00	59,625.00	1,384,625.00
<b>Totals</b>	<b>21,100,000.00</b>	<b>13,597,175.22</b>	<b>34,697,175.22</b>

**TEXARKANA TEXAS WATER UTILITIES**  
**CITY OF TEXARKANA, TEXAS**  
**2013 Waterworks and Sewer System Revenue Bonds (Projected)**  
**Schedule of Principal and Interest**  
*(Remaining of Original \$2,200,000)*

<b>Fiscal Year</b>	<b>Rate</b>	<b>Interest February 1</b>	<b>Interest August 1</b>	<b>Principal August 1</b>	<b>Total Principal &amp; Interest</b>
2025	4.000%	26,840.64	26,840.64	110,000.00	163,681.28
2026	4.250%	24,640.64	24,640.64	115,000.00	164,281.28
2027	4.250%	22,196.89	22,196.89	120,000.00	164,393.78
2028	4.500%	19,646.89	19,646.89	125,000.00	164,293.78
2029	4.500%	16,834.39	16,834.39	130,000.00	163,668.78
2030	4.625%	13,909.39	13,909.39	135,000.00	162,818.78
2031	4.625%	10,787.51	10,787.51	145,000.00	166,575.02
2032	4.875%	7,434.38	7,434.38	150,000.00	164,868.76
2033	4.875%	3,778.13	3,778.13	155,000.00	162,556.26
<b>Totals</b>		<b>146,068.86</b>	<b>146,068.86</b>	<b>1,185,000.00</b>	<b>1,477,137.72</b>

# TEXARKANA TEXAS WATER UTILITIES

## CITY OF TEXARKANA, TEXAS

### 2023 Waterworks and Sewer System Revenue Bonds \$19,915,000

#### Schedule of Principal and Interest

Fiscal Year	Rate	Interest February 1	Interest August 1	Principal August 1	Total Principal & Interest
2025	5.000%	464,281.25	464,281.25	455,000.00	1,383,562.50
2026	5.000%	452,906.25	452,906.25	480,000.00	1,385,812.50
2027	5.000%	440,906.25	440,906.25	500,000.00	1,381,812.50
2028	5.000%	428,406.25	428,406.25	530,000.00	1,386,812.50
2029	5.000%	415,156.25	415,156.25	555,000.00	1,385,312.50
2030	5.000%	401,281.25	401,281.25	580,000.00	1,382,562.50
2031	5.000%	386,781.25	386,781.25	610,000.00	1,383,562.50
2032	5.000%	371,531.25	371,531.25	640,000.00	1,383,062.50
2033	5.000%	355,531.25	355,531.25	675,000.00	1,386,062.50
2034	5.000%	338,656.25	338,656.25	705,000.00	1,382,312.50
2035	5.000%	321,031.25	321,031.25	740,000.00	1,382,062.50
2036	5.000%	302,531.25	302,531.25	780,000.00	1,385,062.50
2037	5.000%	283,031.25	283,031.25	820,000.00	1,386,062.50
2038	5.000%	262,531.25	262,531.25	860,000.00	1,385,062.50
2039	4.250%	241,031.25	241,031.25	900,000.00	1,382,062.50
2040	4.250%	221,906.25	221,906.25	940,000.00	1,383,812.50
2041	4.250%	201,931.25	201,931.25	980,000.00	1,383,862.50
2042	4.250%	181,106.25	181,106.25	1,020,000.00	1,382,212.50
2043	4.250%	159,431.25	159,431.25	1,065,000.00	1,383,862.50
2044	4.500%	136,800.00	136,800.00	1,110,000.00	1,383,600.00
2045	4.500%	111,825.00	111,825.00	1,160,000.00	1,383,650.00
2046	4.500%	85,725.00	85,725.00	1,215,000.00	1,386,450.00
2047	4.500%	58,387.50	58,387.50	1,270,000.00	1,386,775.00
2048	4.500%	29,812.50	29,812.50	1,325,000.00	1,384,625.00
<b>Totals</b>		<b>6,652,518.75</b>	<b>6,652,518.75</b>	<b>19,915,000.00</b>	<b>33,220,037.50</b>