



REGULAR PORT COMMISSION MEETING

Tuesday, July 16, 2024 at 3:00 PM

City Council Chambers | 202 N. Virginia Street, Port Lavaca TX 77979

PUBLIC NOTICE OF MEETING

The following item will be addressed at this or any other meeting of the Port Commission upon the request of the chairman, any member(s) of Port Commission and/or the City Attorney:

Announcement by the Chairman that Port Commission will retire into closed session for consultation with City Attorney on matters in which the duty of the attorney to the Port Commission under the Texas disciplinary rules of professional conduct of the state bar of Texas clearly conflicts with the open meetings act (title 5, chapter 551, section 551.071(2) of the Texas government code).

(All matters listed under the Consent Agenda item are routine by the Port Commission and will be enacted by one motion. There will not be separate discussion of these items. If discussion is desired, that item will be removed from the Consent Agenda and will be considered separately.)

AGENDA

Port Commission will consider/discuss the following items and take any action deemed necessary.

MEETING PROCEDURE

Public notice is hereby given that the Port Commission of the City of Port Lavaca, Texas, will hold a meeting TUESDAY, JULY 16, 2024 beginning at 03:00 p.m., at the regular meeting place in Council Chambers at City Hall, 202 North Virginia Street, Port Lavaca, Texas to consider the following items of business:

The meeting will also be available via the video conferencing application "ZOOM".

Join Zoom Meeting:

<https://us02web.zoom.us/j/89412609765?pwd=t44BaK41EgkiYPdoS0mgb1dot2Gqqq.1>

Meeting ID: 894 1260 9765

Passcode: 724108

One Tap Mobile

*+13462487799,,82182482989#,,, *912619# US (Houston)*

Dial by your location

+1 346 248 7799 US (Houston)

CALL TO ORDER

COMMENTS FROM THE PUBLIC - *(Limited to 3 minutes per individual unless permission to speak longer is received in advance. You may make public comments as you would at a meeting by logging on with your computer and using "Join Zoom Meeting" information on first page of this agenda).*

CONSENT AGENDA

1. APPROVAL OF MINUTES
 - a) MINUTES OF JUNE 18, 2024 - REGULAR MEETING

2. RECEIVE HARBOR MASTER'S INSPECTION / MAINTENANCE REPORT FOR JUNE 2024.

REPORTS

3. RECEIVE FINANCIAL REPORTS OF PORT REVENUE FUND
 - a) Tariff Report
 - b) Account Aging Report
 - c) Payment Report
 - d) Revenue and Expenditure Report
 - e) Balance Sheet / Property Tax Distribution
 - f) Profit and Loss Cash Flow Report

4. CITY MANAGER'S REPORT.

5. RECEIVE HARBOR MASTER'S OPERATIONS, PROMOTION/DEVELOPMENT ACTIVITY REPORT
 - a) City Harbor
 - b) Nautical Landings Building
 - c) Nautical Landings Marina
 - d) Smith Harbor
 - e) Harbor of Refuge

6. ANNOUNCEMENT BY CHAIRMAN THAT PORT COMMISSION WILL RETIRE INTO CLOSED SESSION:

TO DELIBERATE THE PURCHASE, EXCHANGE, LEASE OR VALUE OF REAL PROPERTY (DELIBERATION IN AN OPEN MEETING WOULD HAVE A DETRIMENTAL EFFECT ON THE POSITION OF THE GOVERNMENTAL BODY IN NEGOTIATIONS WITH A THIRD PARTY), IN ACCORDANCE WITH CHAPTER 551, TITLE 5, SECTION 551.072 OF THE TEXAS GOVERNMENT CODE.

7. RETURN TO OPEN SESSION AND TAKE ANY ACTION DEEMED NECESSARY WITH REGARD TO MATTERS IN CLOSED SESSION.

ACTION ITEMS: GROUND LEASES

8. DISCUSS NEW LEASE AGREEMENT FOR TRACT 9 AND 9A - PRESENTER JODY WEAVER

ACTION ITEMS: NEW BUSINESS

9. RECEIVE AND DISCUSS STATUS REPORT FROM THE TARIFF DEVELOPMENT COMMITTEE.
10. DISCUSS AND REVIEW THE 2024-2025 PROPOSED BUDGET AND 5-YEAR CAPITAL IMPROVEMENT PLAN FOR THE PORTS AND HARBORS FUND.

COMMENTS

11. COMMENTS FROM COMMISSIONERS.

ADJOURNMENT

CERTIFICATION OF POSTING NOTICE

This is to certify that the above notice of a regular meeting of The Port Commission of The City of Port Lavaca, scheduled for **Tuesday, July 16, 2024**, beginning at **3:00 p.m.**, was posted at city hall, easily accessible to the public, as of **5:00 p.m. Friday, July 12, 2024**.

/s/ Rachel Garza .

Rachel Garza, Administrative Assistant

ADA NOTICE

The Port Lavaca City Hall and Council Chambers are wheelchair accessible. Access to the building is available at the primary north entrance facing Mahan Street. Special parking spaces are located in the Mahan Street parking area. In compliance with the Americans with Disabilities Act, the City of Port

Lavaca will provide for reasonable accommodations for persons attending meetings. To better serve you, requests should be received 24 hours prior to the meetings. Please contact City Secretary Mandy Grant at (361) 552-9793 Ext. 230 for assistance.

COMMUNICATION

SUBJECT: APPROVAL OF MINUTES

INFORMATION:

a) MINUTES OF JUNE 18, 2024 - REGULAR MEETING



REGULAR PORT COMMISSION MEETING

Tuesday, June 18, 2024, at 3:00 PM

City Council Chambers | 202 N. Virginia Street, Port Lavaca TX 77979

MINUTES

STATE OF TEXAS §
 COUNTY OF CALHOUN §
 CITY OF PORT LAVACA §

On this the 18TH day of June 2024, the Port Commission of the City of Port Lavaca, Texas, convened in a regular session at 3:01 p.m. in the regular meeting place in City Council Chambers at City Hall, 202 North Virginia Street, Port Lavaca, Texas, with the following Commissioners in attendance:

ROLL CALL:

Alex Davila	Commissioner / Chairman
Raymond Butler	Commissioner / Secretary
Mike McGuire	Commissioner
Sue Traylor	Commissioner
Robert Knox	Commissioner
Jamie O’Neil	Commissioner
Larry Nichols	Commissioner

CONSENT AGENDA

1. APPROVAL OF MINUTES

a) MINUTES OF MAY 21, 2024 - REGULAR MEETING

Motion made by Commissioner McGuire

NOW THEREFORE, LET IT BE RESOLVED BY THE PORT COMMISSION OF THE CITY OF PORT LAVACA, TEXAS:

THAT, the May 21st, 2024, minutes of the Regular Port Commission meeting held on June 18, 2024, are hereby approved.

Seconded by Commissioner Butler

Motion passed by the following vote:

Voting Aye: Alex Davila, Raymond Butler, Mike McGuire, Sue Traylor, Larry Nichols, Robert Knox, and Jamie O'Neil.

Voting Nay: None

2. RECEIVE HARBOR MASTER'S INSPECTION / MAINTENANCE REPORT FOR MAY 2024.

Motion made by Commissioner McGuire

NOW THEREFORE, LET IT BE RESOLVED BY THE PORT COMMISSION OF THE CITY OF PORT LAVACA, TEXAS:

THAT, the Harbor Master's May 2024 Inspection Reports of the Port Commission Regular meeting held on June 18th, 2024, are hereby approved.

Seconded by Commissioner Butler

Motion passed by the following vote:

Voting Aye: Alex Davila, Raymond Butler, Mike McGuire, Sue Traylor, Larry Nichols, Robert Knox, and Jamie O'Neil.

Voting Nay: None

REPORTS

3. RECEIVE FINANCIAL REPORTS OF PORT REVENUE FUND

- a) Tariff Report
- b) Account Aging Report
- c) Payment Report
- d) Revenue and Expenditure Report
- e) Balance Sheet / Property Tax Distribution
- f) Profit and Loss Cash Flow Report

➤ A copy of these reports, in their entirety, can be found in the Port Commission meeting packet dated June 18th, 2024.

Agenda item discussed.

No action was taken.

4. REVIEW US. ARMY CORPS OF ENGINEERS PUBLIC NOTICE NO. SWG-2024-00114, REGARDING THE PROPOSED LIVING SHORELINE PROTECTION PROJECT FROM FISHER HARBOR TO NEAR SCULLY'S

The application for an Army of Corps of Engineer's permit has been submitted and the COE has published it for public comments. The deadline is July 8. On Friday, I emailed the Port Commission and Council a link to the publication. A comment letter to the COE in support of the project certainly wouldn't hurt.

5. CITY MANAGER'S REPORT.

City Harbor Flood Light billing:

There still has been no change in the billing for the Flood lights at the Harbor of Refuge since we switched them to LED in December. I've asked Vee Strauss to see if she can track this down and will again work with GEXA on our end to get this resolved. Once we get the billing corrected, I will work with GEXA to get credit for the months since the new lights were installed mid-December.

Financial posting of Property Tax Revenue:

As you recall, Council adopted a budgetary policy for the 2024-25 Fiscal year which states "It will be the general policy of the City that fees collected will be spent on maintenance and capital improvements of the Ports and Harbors Fund facilities, grounds, and other structures. Annually, an amount equal to the sum of all property taxes collected from Port Commission leased properties shall be transferred from the General Fund to the Ports and Harbors Fund for which sum will be spent on maintenance and capital improvements of the Port facilities, grounds, and other structures. No other general fund tax dollars will be used for this purpose, except as a loan from the General Fund to the Ports and Harbors Fund, approved by Council".

Brittney and I have discussed this, and our plan is to include revenue in the Ports & Harbors 2024-25 Budget from the general fund equal to the amount of 2023 tax dollars collected from Port Commission lease properties. At the end of each year, as we look at the budget for the next fiscal year, we will compare the actual tax dollars collected versus what was budgeted and consider any needed adjustment as we then budget the next fiscal year's revenue based upon the prior year's collections on these leased properties.

TPWL Grant – Renovations to the Nautical Landings Marina Breakwater:

All the environmental documentation has been submitted to NOAA US Fisheries for final approval. I was told on May 15, that this could take 6 months. I then contacted the offices of both Congressman Cloud and Senator Cornyn for any help they could provide. Last week, I did get a response from Senator Cornyn's office with a copy of the response they received from NOAA US Fisheries basically saying that for anything different than "normal" to happen, an expedited request would need to be submitted and included the lengthy list of requirements for that. The request is not coming from us, and technically I don't think it's coming from TPWL either. I believe it's from the Texas Fish & Wildlife Service. Anyway, we'd have to convince the submitter to resubmit this as an expedited review, which will take time to prepare time and then it will take more time for the request for an expedited review to be reviewed, which may or may not be approved and all this may actually delay things longer than if we just wait. So, we're just going to wait and keep touching bases with them to hopefully move it along in less than 6 months. (Maybe Congressman Cloud's office will have better luck).

ReStore (clean-up of old barge(s) in Smith Harbor)

The Workplan has been prepared and submitted by our consultant Kim Griffith. We are awaiting approval by TCEQ before moving forward with bid package preparation or meeting any other environmental requirements that may arise.

CDBG-MIT Round 2 Application for use of funds

(Voluntary Restoration II and Culvert replacement at the Harbor of Refuge):

I had a meeting with KSBR (our grant administrator) and GLO yesterday to receive clarification on several RFI's that GLO has requested. It sounds like these RFI's are being asked of all applicants to help satisfy any future queries to GLO from HUD. The good news is at least someone has started to look at the application.

Replacement of culverts under rail at Corporation Ditch (Harbor of Refuge)

As you recall, we have made an application to utilize part of our allocation of CDBG-MIT funds to construct this project. See the comments above regarding the status of the grant application. Because the structural condition of the culverts has continued to deteriorate to the point that if we were to have a significant rain event this summer, the culverts may have caused upstream flooding, we contracted with Diamond K to remove a portion of the rail and then the Public Works Department rented equipment to remove the culverts to eliminate any potential obstruction.

GLO CEPRA GRANT: GLO is working with Mott McDonald for our two projects: 1) engineering phase for the shoreline protection projects at the Harbor of Refuge (Ports & Harbors) and 2) engineering study phase for shoreline protection and upgrades to protective groins at the Lighthouse Beach. (Lighthouse Beach Fund). The GLO is performing all the management of these two projects. There is an initial project meeting and site visit scheduled for June 26 with Mott McDonald and the GLO for the shoreline protection project at the Harbor of Refuge. We have paid our \$275,200 match, \$200,000 of which will be reimbursed by the Matagorda Bay Mitigation Trust Fund. We will submit for reimbursement as soon as the check clears the bank.

Navarez Restaurant: I am often asked for updates on this commercial construction project upland of Smith Harbor. I can report that construction is ongoing. They have removed their construction fence that was encroaching into the access easement on the lower level. There are some noted construction deficiencies that must be corrected before the construction is approved, including the approved plans were not followed such that the stairs to the restaurant level do not have a proper landing and the door swing is in the wrong direction.

6. RECEIVE HARBOR MASTER'S OPERATIONS, PROMOTION/DEVELOPMENT ACTIVITY REPORT**a) City Harbor**

- 12 June 2024 placed add in the paper bid to lease track 9 & 9A.

b) Nautical Landings Building

- Working on building improvements lighting, two cupolas and storefront

on the south end of the building.

c) Nautical Landings Marina

- Horizon Environmental has been onsite 13 times since the last PC meeting.
- Working on dock improvements valves, lighting, cleats & lighting power washing deck boards.

d) Smith Harbor

- Harbor and parking lot improvements (Jody Weaver)

e) Harbor of Refuge

- Dredge pipe has been sold to Encore Dredging, has been pulled out water.
- 22 May 2024 will put ad in Port Lavaca Wave (Public Auction Lash Barges)
We had two bids – (1) Glick Equipment LP. \$25,000
(2) Encore Dredging \$15,000.
- Aerial spraying Precision Flying they have their chemical Rep. develop a recipe.
- 16 May 2024 Diamond K disassemble moved the track above the drainpipes.
(Pipes have been Removed by Public Works.)

ACTION ITEMS: NEW BUSINESS

7. RECEIVE AND DISCUSS STATUS REPORT FROM THE TARIFF DEVELOPMENT COMMITTEE.

Jody Weaver provided the board with a DRAFT Tariff Circular NO 1 for Ports and Harbors.

- A copy of this draft can be found in the Port Commission meeting packet dated June 18th, 2024.

8. SET DATE FOR BUDGET WORKSHOP TO DISCUSS THE 2024-2025 PORTS AND HARBORS BUDGET.

Motion made by Commissioner McGuire

NOW THEREFORE, LET IT BE RESOLVED BY THE PORT COMMISSION OF THE CITY OF PORT LAVACA, TEXAS:

Commissioner Davila recommends a Special Port Commission Meeting for July 9th, 2024, to discuss tariffs and the 2024-2025 budget for Ports and Harbors.

Seconded by Commissioner Butler

Motion passed by the following vote:

Voting Aye: Alex Davila, Raymond Butler, Mike McGuire, Sue Traylor, Larry Nichols, Robert Knox, and Jamie O’Neil.

Voting Nay: None

COMMENTS

9. COMMENTS FROM THE COMMISSIONERS.

Agenda item discussed.

No action necessary.

ADJOURNMENT

Commissioner Butler made a motion to adjourn the meeting.

Commissioner Traylor seconded this motion.

Motion passed by the following vote:

Voting Aye: Alex Davila, Raymond Butler, Mike McGuire, Sue Traylor, Larry Nichols, Robert Knox, and Jamie O’Neil.

Voting Nay: None

The meeting was adjourned at 4:30 p.m.

These minutes were approved on July 12, 2024.

ATTEST:

Alex Davila, Chairman

Rachel Garza, Admin Assist.

COMMUNICATION

SUBJECT: RECEIVE FINANCIAL REPORTS OF PORT REVENUE FUND

INFORMATION:

- a) Tariff Report
- b) Account Aging Report
- c) Payment Report
- d) Revenue and Expenditure Report
- e) Balance Sheet / Property Tax Distribution
- f) Profit and Loss Cash Flow Report

HELENA CHEMICAL

0.79

Date Received	Reference	Description	BARGE SHORT TONS	RAIL SHORT TONS	REPORTING MONTH	TOTAL FERTILIZER BULK TONS	BARGE ONLY	RAIL ONLY	TOTAL TARIFF AMOUNT PAID @ \$0.79 PER TON
11/1/2023	ACH PMT	HELENA CHEMICAL	4199.908	0	10/2023	4,199.908	\$3,317.93	\$0.00	\$3,317.93
12/13/2023	ACH PMT	HELENA CHEMICAL	11897.681	0	11/2023	11,897.681	\$9,399.17	\$0.00	\$9,399.17
12/27/2023	ACH PMT	HELENA CHEMICAL	9736.646	0	12/2023	9736.646	\$7,691.95	\$0.00	\$7,691.95
2/2/2024	ACH PMT	HELENA CHEMICAL	3377.583	0	01/2024	3377.583	\$2,668.29	\$0.00	\$2,668.29
2/29/2024	ACH PMT	HELENA CHEMICAL	6384.241	0	02/2024	6384.241	\$5,043.55	\$0.00	\$5,043.55
4/1/2024	ACH PMT	HELENA CHEMICAL	7251.033	0	03/2024	7251.033	\$5,728.32	\$0.00	\$5,728.32
5/1/2024	ACH PMT	HELENA CHEMICAL	16667.154	0	04/2024	16667.154	\$13,167.05	\$0.00	\$13,167.05
6/5/2024	ACH PMT	HELENA CHEMICAL	6054.358	0	05/2024	6,054.358	\$4,782.94	\$0.00	\$4,782.94
	ACH PMT	HELENA CHEMICAL			06/2024		\$0.00	\$0.00	\$0.00
	ACH PMT	HELENA CHEMICAL			07/2024		\$0.00	\$0.00	\$0.00
	ACH PMT	HELENA CHEMICAL			08/2024		\$0.00	\$0.00	\$0.00
	ACH PMT	HELENA CHEMICAL			09/2024				
TOTAL			65568.604	0		FY 2023-2024 - TOTAL	\$51,799.20	\$0.00	\$51,799.20

99-1810-00

MONTHLY RAIL FEE

Date Received	REPORTING MONTH	Reference	Description	RAIL	REPORTING MONTH	PAID
9/26/2023	OCT	ACH	MONTHLY RAIL FEE	\$1,000.00	10/2023	PAID
10/26/2023	NOV	ACH	MONTHLY RAIL FEE	\$1,000.00	11/2023	PAID
11/27/2023	DEC	ACH	MONTHLY RAIL FEE	\$1,000.00	12/2023	PAID
1/2/2024	JAN	ACH	MONTHLY RAIL FEE	\$1,000.00	01/2024	PAID
1/26/2024	FEB	ACH	MONTHLY RAIL FEE	\$1,000.00	02/2024	PAID
2/26/2024	MAR	ACH	MONTHLY RAIL FEE	\$1,000.00	03/2024	PAID
4/1/2024	APR	ACH	MONTHLY RAIL FEE	\$1,000.00	04/2024	PAID
4/26/2024	MAY	ACH	MONTHLY RAIL FEE	\$1,000.00	05/2024	PAID
5/28/2024	JUNE	ACH	MONTHLY RAIL FEE	\$1,000.00	06/2024	PAID
6/26/2024	JULY	ACH	MONTHLY RAIL FEE	\$1,000.00	07/2024	PAID
	AUG	ACH	MONTHLY RAIL FEE		08/2024	
	SEPT	ACH	MONTHLY RAIL FEE		09/2024	

\$10,000.00



MONTHLY TARIFF REPORT

DATE: May 25th 2024

REPORTING PERIOD: May 2024
(MONTH) (YEAR)

COMPANY NAME: Helena Agri-Enterprises, LLC

MAILING ADDRESS: 225 Schilling Blvd., Suite 300
(P. O. Box Number or Street)

Collierville TN 38017
(City) (State) (Zip Code)

6,054.358 Tons of Fertilizer DRY OR LIQUID @ 0.79¢ per ton
Tons BARGE / RAIL (Name of Product)

0 Barrels of Crude Oil CRUDE CONDENSATE @ 0.125¢ per barrel
Tons (Name of Product)

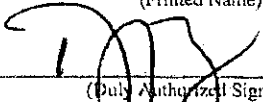
Subject to the tariff adopted by the City of Port Lavaca Port Commission are hereby reported by the above-named company during the period covered hereby and payment in the amount of \$ 4,782.94 is attached hereto representing tariff due in accordance with the above rate.

I hereby certify that this report is submitted in compliance with the requirements of the tariff adopted by the City of Port Lavaca Port Commission and the information reported hereby is true, correct and complete.

WITNESS MY HAND this 25th day of May, 2024

Terminal Manager
(Title)

Trey Franz
(Printed Name)


(Duly Authorized Signature)

Port Commission's Main Office Phone Number: (361) 552-9793 Ext. 221 rgarza@portlavaca.org Fax No.: (361) 552-6062
Port Commission's Main Mailing Address: City of Port Lavaca Port Commission 202 N. Virginia St Port Lavaca, TX 77979

<i>BARGES</i>	<i>MATERIAL / REF #</i>	<i>DATE</i>	<i>HELENA / Tons</i>	<i>LIQUID / DRY</i>
AGS292B	MAP	4/22/2024	1,602.905	DRY
CC2009	UREA	5/3/2024	1,441.949	DRY
ACL3403	MICROES001	5/8/2024	1,556.006	DRY
CH9379	UREA	5/2/2024	1,453.498	DRY

<i>RAIL CARS</i>	<i>MATERIAL / REF #</i>	<i>DATE</i>	<i>HELENA / Tons</i>	<i>LIQUID / DRY</i>
			<i>HELENA / Tons</i>	
	<i>TOTAL</i>		6054.358	

Barge
6,054.358
\$4,782.94
Rail
0.000

DRAFT SURVEY BY DISPLACEMENT

AGS 292 B

Barge Type : **BOX**

Depth =	13.000 ft	Length of Box =	200.000 ft
Beam =	35.000 ft	Bilge Radius =	0.500 ft
Spec Grv =	0.9975 (LIGHT Condition)		
Spec Grv =	0.9975 (LOADED Condition)		

LIGHT FREEBOARDS

LOADED FREEBOARDS

Fwd Port =	11 ft	6.000 in	Fwd Port =	4 ft	1.000 in
Fwd Stbd =	11 ft	5.500 in	Fwd Stbd =	4 ft	4.000 in
Mid Port =	11 ft	5.750 in	Mid Port =	3 ft	11.250 in
Mid Stbd =	11 ft	6.000 in	Mid Stbd =	4 ft	1.000 in
Aft Port =	11 ft	5.500 in	Aft Port =	4 ft	1.250 in
Aft Stbd =	11 ft	6.000 in	Aft Stbd =	4 ft	2.750 in

Full Load:

Mean Draft = 8 ft 10.458 in
 Volume (Cu. Ft.) = 62,077.356

Light Barge:

Mean Draft = 1 ft 6.208 in
 Volume (Cu. Ft.) = 10,598.190

Cargo Deadweight:

Pounds = 3,205,810
Short Tons = 1,602.905
 Metric Tons = 1,454.133
 Long Tons = 1,431.165

AmSpec MTS Inc.



Tommy L. Prejean

Tommy L. Prejean, Operations

3/25/2024

Page 1

This document is issued by the company subject to the Terms and Conditions at <https://www.amspecgroup.com/terms-conditions>. Any holder of this document is advised that information contained herein reflects the Company's findings at the time and place of its intervention only and within the scope of the client's instructions. The Company's sole responsibility is to its client and the Company disclaims any liability to third parties. Any alteration, forgery or falsification of the content or appearance of this document is unlawful.

DRAFT SURVEY BY DISPLACEMENT

CC 2009

Barge Type : **RAKE**

Depth =	14.000 ft	Length of Box =	172.000 ft
Beam =	35.000 ft	Bilge Radius =	0.500 ft
Spec Grv =	0.9975 (LIGHT Condition)	Rake Length =	28.000 ft
Spec Grv =	0.9975 (LOADED Condition)	Rake Height =	14.000 ft

LIGHT FREEBOARDS

LOADED FREEBOARDS

Fwd Port =	12 ft	0.250 in	Fwd Port =	5 ft	4.500 in
Fwd Stbd =	12 ft	0.250 in	Fwd Stbd =	5 ft	4.500 in
Mid Port =	12 ft	3.750 in	Mid Port =	5 ft	3.000 in
Mid Stbd =	12 ft	3.250 in	Mid Stbd =	5 ft	4.000 in
Aft Port =	12 ft	7.000 in	Aft Port =	5 ft	2.750 in
Aft Stbd =	12 ft	8.000 in	Aft Stbd =	5 ft	4.250 in

Full Load:

Mean Draft = 8 ft 8.167 in
 Volume (Cu. Ft.) = 56,998.577

Light Barge:

Mean Draft = 1 ft 8.250 in
 Volume (Cu. Ft.) = 10,688.696

Cargo Deadweight:

Pounds = 2,883,898
Short Tons = 1,441.949
 Metric Tons = 1,308.116
 Long Tons = 1,287.454

AmSpec MTS Inc.



Larry C. Zeringue

Larry C. Zeringue, Operations

4/12/2024
 Page 1

This document is issued by the company subject to the Terms and Conditions at <https://www.amspecgroup.com/terms-conditions>. Any holder of this document is advised that information contained herein reflects the Company's findings at the time and place of its intervention only and within the scope of the client's instructions. The Company's sole responsibility is to its client and the Company disclaims any liability to third parties. Any alteration, forgery or falsification of the content or appearance of this document is unlawful.

DRAFT SURVEY BY DISPLACEMENT

ACL 33403 B

Barge Type : **BOX**

Depth =	13.000 ft	Length of Box =	200.000 ft
Beam =	35.000 ft	Bilge Radius =	0.500 ft
Spec Grv =	0.9980 (LIGHT Condition)		
Spec Grv =	0.9980 (LOADED Condition)		

LIGHT FREEBOARDS

LOADED FREEBOARDS

Fwd Port =	11 ft	3.750 in	Fwd Port =	4 ft	3.500 in
Fwd Stbd =	11 ft	3.000 in	Fwd Stbd =	4 ft	3.500 in
Mid Port =	11 ft	5.250 in	Mid Port =	4 ft	2.500 in
Mid Stbd =	11 ft	5.500 in	Mid Stbd =	4 ft	3.000 in
Aft Port =	11 ft	4.750 in	Aft Port =	4 ft	4.000 in
Aft Stbd =	11 ft	5.000 in	Aft Stbd =	4 ft	1.000 in

Full Load:

Mean Draft =	8 ft	9.083 in
Volume (Cu. Ft.) =	61,275.273	

Light Barge:

Mean Draft =	1 ft	7.458 in
Volume (Cu. Ft.) =	11,327.356	

Cargo Deadweight:

Pounds =	3,112,012
Short Tons =	1,556.006
Metric Tons =	1,411.587
Long Tons =	1,389.291

AmSpec MTS Inc.



Tommy L. Prejean

Tommy L. Prejean, Operations

2/23/2024
 Page 1

This document is issued by the company subject to the Terms and Conditions at <https://www.amspecgroup.com/terms-conditions>. Any holder of this document is advised that information contained herein reflects the Company's findings at the time and place of its intervention only and within the scope of the client's instructions. The Company's sole responsibility is to its client and the Company disclaims any liability to third parties. Any alteration, forgery or falsification of the content or appearance of this document is unlawful.

DRAFT SURVEY BY DISPLACEMENT

CH 9379

Barge Type : **RAKE**

Depth =	12.000 ft	Length of Box =	167.000 ft
Beam =	35.000 ft	Bilge Radius =	0.500 ft
Spec Grv =	0.9975 (LIGHT Condition)	Rake Length =	28.000 ft
Spec Grv =	0.9975 (LOADED Condition)	Rake Height =	11.500 ft

LIGHT FREEBOARDS

LOADED FREEBOARDS

Fwd Port =	10 ft	2.000 in	Fwd Port =	3 ft	2.750 in
Fwd Stbd =	10 ft	1.250 in	Fwd Stbd =	3 ft	2.000 in
Mid Port =	10 ft	4.250 in	Mid Port =	3 ft	2.750 in
Mid Stbd =	10 ft	3.750 in	Mid Stbd =	3 ft	1.500 in
Aft Port =	10 ft	7.250 in	Aft Port =	3 ft	2.250 in
Aft Stbd =	10 ft	7.000 in	Aft Stbd =	3 ft	1.250 in

Full Load:

Mean Draft =	8 ft	9.917 in
Volume (Cu. Ft.) =	56,817.576	

Light Barge:

Mean Draft =	1 ft	7.750 in
Volume (Cu. Ft.) =	10,136.779	

Cargo Deadweight:

Pounds =	2,906,996
Short Tons =	1,453.498
Metric Tons =	1,318.593
Long Tons =	1,297.766

AmSpec MTS Inc.



Larry C. Zeringue

Larry C. Zeringue, Operations

4/7/2024
 Page 1

This document is issued by the company subject to the Terms and Conditions at <https://www.amspecgroup.com/terms-conditions>. Any holder of this document is advised that information contained herein reflects the Company's findings at the time and place of its intervention only and within the scope of the client's instructions. The Company's sole responsibility is to its client and the Company disclaims any liability to third parties. Any alteration, forgery or falsification of the content or appearance of this document is unlawful.

Date Received	Reference	Description	CRUDE OIL	/	REPORTING MONTH	BARRELS OF CRUDE OIL	PAID @ \$0.125 PER BARREL
11/29/2023	1201384	EQUALIZER, INC.	OIL	/	10/2023	65,049.370	\$8,131.17
1/25/2024	1207911	EQUALIZER, INC.	OIL	/	11/2023	81,905.300	\$10,238.16
1/25/2024	1207912	EQUALIZER, INC.	OIL	/	12/2023	80,435.950	\$10,054.49
2/29/2024	1211694	EQUALIZER, INC.	OIL	/	01/2024	68,604.150	\$8,575.51
3/27/2024	1214986	EQUALIZER, INC.	OIL	/	02/2024	57,461.690	\$7,182.71
5/1/2024	1218781	EQUALIZER, INC.	OIL	/	03/2024	54,766.170	\$6,845.77
5/30/2024	1222214	EQUALIZER, INC.	OIL	/	04/2024	24,772.060	\$3,090.26
		EQUALIZER, INC.	OIL	/	05/2024	48,729.150	\$6,092.40
		EQUALIZER, INC.	OIL	/	06/2024		
		EQUALIZER, INC.	OIL	/	07/2024		
		EQUALIZER, INC.	OIL	/	08/2024		
		EQUALIZER, INC.	OIL	/	09/2024		

FY 2023-2024 - TOTAL	\$60,210.47
----------------------	-------------

DAILY DOCK RENTAL

Date Received	REPORTING MONTH	Reference	Description	Public Dock	REPORTING MONTH	PAID
11/28/2023	OCTOBER	1201258	MONTHLY DOCK FEE	\$500.00	10/2023	Paid
1/25/2024	NOVEMBER	1207909	MONTHLY DOCK FEE	\$750.00	11/2023	Paid
1/25/2024	DECEMBER	1207910	MONTHLY DOCK FEE	\$1,000.00	12/2023	Paid
2/29/2024	JANUARY	1211699	MONTHLY DOCK FEE	\$750.00	01/2024	Paid
3/27/2024	FEBRUARY	1214994	MONTHLY DOCK FEE	\$500.00	02/2024	Paid
4/26/2024	MARCH	1218440	MONTHLY DOCK FEE	\$750.00	03/2024	Paid
5/28/2024	APRIL	1222072	MONTHLY DOCK FEE	\$500.00	04/2024	Paid
7/2/2024	MAY	1225922	MONTHLY DOCK FEE	\$500.00	05/2024	Paid
	JUNE		MONTHLY DOCK FEE		06/2024	
	JULY		MONTHLY DOCK FEE		07/2024	
	AUGUST		MONTHLY DOCK FEE		08/2024	
	SEPTEMBER		MONTHLY DOCK FEE		09/2024	

From : Camin Cargo Control
To : GulfMark Energy Inc.

Attn : Paul Migala / GulfMark Energy Inc.
Shelly Smith / GulfMark Energy Inc.

paulm@gulfmarkenergy.com
shellys@gulfmarkenergy.com

Load RECAP - Original

Product : CRUDE OIL
Vessel : FMT - 3060
Location : Gulfmark -Port Lavaca, TX
Tank(s) - 2 | 1
Date : 05-MAY-2024
File NA° : PVI-13228
Ref. NA° : VG240501

QUANTITIES - CRUDE OIL

Total Load Quantities - Based on Shore Figures

TCV, Barrels @ 60 °F 10,938.37
Free Water 0.00
GSV

Barrels @ 60 °F 10,938.37
Gallons @ 60 °F 459,411.54

Long Tons - Air 1,558.159
Metric Tons - Air 1,583.162
Short Tons - Air 1,745.138
Kilograms - Air 1,583,162.0
Pounds - Air 3,490,275.0

API Gravity @ 60 °F (T) 23.6

NSV

Barrels @ 60 °F 10,935.12
Gallons @ 60 °F 459,287.64

Long Tons - Air 1,557.738
Metric Tons - Air 1,582.735
Short Tons - Air 1,744.667
Kilograms - Air 1,582,735.0
Pounds - Air 3,489,334.0

S&W % 0.027**
S&W Vol. 2.95
S&W Source

** Quality based on Individual open and close of shore tank.

Total Vessel Quantities

Vessel : FMT - 3060

VEF of 1.0044 Applied

TCV, Bbls @ 60 °F 10,914.83
Free Water 0.00

No VEF Applied
10,962.86
0.00

From : Camin Cargo Control
To : GulfMark Energy Inc.

Attn : Paul Migala / GulfMark Energy Inc.
Shelly Smith / GulfMark Energy Inc.

paulm@gulfmarkenergy.com
shellys@gulfmarkenergy.com

Load RECAP - Original

Product : CRUDE OIL
Vessel : MM - 322 & 324
Location : Gulfmark -Port Lavaca, TX
Tank(s) - 2 | 1
Date : 07-JUN-2024
File NA° : PVI-13241
Ref. NA° : ER240502

QUANTITIES - CRUDE OIL

Total Load Quantities - Based on Shore Figures

TCV, Barrels @ 60 °F 37,817.33
Free Water 0.00
GSV

Barrels @ 60 °F 37,817.33
Gallons @ 60 °F 1,588,327.86

Long Tons - Air 5,355.916
Metric Tons - Air 5,441.862
Short Tons - Air 5,998.626
Kilograms - Air 5,441,862.0
Pounds - Air 11,997,253.0

API Gravity @ 60 °F (C) 24.5

NSV

Barrels @ 60 °F 37,803.73
Gallons @ 60 °F 1,587,756.66

Long Tons - Air 5,353.990
Metric Tons - Air 5,439.905
Short Tons - Air 5,996.469
Kilograms - Air 5,439,905.0
Pounds - Air 11,992,938.0

S&W % 0.036**
S&W Vol. 13.60
S&W Source Shore Tanks Before Load
** Quality based on individual open and close of shore tank.

Total Vessel Quantities

Vessel : MM - 322 | MM - 324
TCV, Bbls @ 60 °F 37,626.59
Free Water 0.00
GSV

ACCOUNT NO#	NAME	LAST PAY	ST	--CURRENT--	+1 MONTHS	+2 MONTHS	+3 MONTHS	+4 MONTHS	--BALANCE--
99-1415-00		7/02/2024	A						0.00
99-1583-06		3/15/2024	A	3,700.00					3,700.00
99-1733-02		7/03/2024	A	178.46CR					178.46CR
99-1734-00		7/02/2024	A						0.00
99-1745-01		6/03/2024	A	2,530.75					2,530.75
99-1746-01		6/03/2024	A	3,036.90					3,036.90
99-1783-00		7/02/2024	A						0.00
99-1800-01		7/02/2024	A						0.00
99-1810-00		6/26/2024	A	0.82CR					0.82CR
99-1883-00		7/01/2024	A	359.39CR					359.39CR
99-1893-00		7/02/2024	A						0.00
99-1909-01		7/02/2024	A	324.94CR					324.94CR
99-1913-02		5/10/2024	A	693.13	693.13				1,386.26
99-1923-06		6/28/2024	A						0.00
99-1930-01		6/24/2024	A						0.00
99-1931-07		7/09/2024	A	208.35CR					208.35CR
99-1932-06		7/09/2024	A	208.35CR					208.35CR
99-1933-03		6/26/2024	A						0.00
99-1973-06		6/11/2024	A	317.10					317.10
99-1983-09		7/05/2024	A						0.00
99-1993-04		7/05/2024	A						0.00
99-2003-04		7/09/2024	A						0.00
99-2013-09		8/03/2022	A				4,551.12		4,551.12
99-2043-07		7/02/2024	A						0.00
99-2053-11		7/02/2024	A						0.00
99-2063-11		7/11/2024	A						0.00
99-2073-09		7/02/2024	A						0.00
99-2133-06		7/02/2024	A						0.00
99-2163-03		7/02/2024	A						0.00
99-2173-08		6/20/2024	A	279.30					279.30
99-2193-07		6/29/2024	A						0.00
99-2213-04		7/02/2024	A						0.00
99-2223-12		7/02/2024	A						0.00
99-2233-07		5/09/2024	A	630.00	630.00	630.00	400.00		2,290.00
99-2243-12		12/12/2023	A	185.16CR					185.16CR
99-2253-07		5/24/2024	A	228.90					228.90
99-2273-08		7/02/2024	A						0.00
99-2313-15		7/05/2024	A						0.00
99-2421-07		7/02/2024	A						0.00
99-2443-05		7/02/2024	A						0.00
99-2481-05		7/02/2024	A						0.00
99-2543-09		7/02/2024	A						0.00

**** BOOK # :0099 TOTAL ACCOUNTS: 42 9950.61 1323.13 630.00 400.00 4551.12 16854.86

REPORT TOTALS TOTAL ACCOUNTS: 42 9950.61 1323.13 630.00 400.00 4551.12 16854.86

- 1 - Paid - Payment needs to post
- 2 - Paid - Payment needs to post
- 3 - Paid - Payment needs to post
- 4 - Left message requesting payment
- 5 - Mailed 2nd Certified Demand Letter / Eviction
- 6 - Left message requesting payment

VENDOR NAME	ITEM #	G/L ACCOUNT	NAME	DESCRIPTION	CHECK #	AMOUNT
01-103058 BAREFOOT, MARK E.	I-002128	504 51000542.25	R & M - BUILDING	: REPAIR TO ROOF - NL	65791	\$4,990.00
VENDOR TOTALS						\$4,990.00
01-102691 CULLEN, CARSNER, SEERD	I-25273	504 51000532.07	LEGAL - REGULAR	: PROFESSIONAL LEGAL SERVICES	65806	\$510.00
VENDOR TOTALS						\$510.00
01-104071 ENTERPRISE FLEET MANAG	I-FBN5025322	504 51000544.55	R & M - VEHICLE	: MAINTENANCE MANAGEMENT	65811	\$14.02
01-104071 ENTERPRISE FLEET MANAG	I-FBN5025322	504 51000551.11	VEHICLE LEASE	: MAINTENANCE MANAGEMENT	65811	\$934.72
01-104071 ENTERPRISE FLEET MANAG	I-FBN5041711	504 51000544.55	R & M - VEHICLE	: MAINTENANCE MANAGEMENT	65904	\$14.02
01-104071 ENTERPRISE FLEET MANAG	I-FBN5041711	504 51000551.11	VEHICLE LEASE	: MAINTENANCE MANAGEMENT	65904	\$934.72
VENDOR TOTALS						\$1,897.48
01-102645 GEXA ENERGY, LP	I-34035737-4	504 51000536.01	ELECTRICITY	: ELECTRICITY SERVICES APRIL 2024	65818	\$1,942.55
						NAUTICAL LANDING FLOOD LIGHT
						\$64.68
						NL BOAT SLIPS
						\$494.09
						HARBOR OF REFUGE
						\$0.00
						HARBOR OF REFUGE FLOOD LIGHT
						\$624.18
						CITY HARBOR
						\$0.00
						106 S COMMERCE ST UNIT MAIN
						\$759.60
VENDOR TOTALS						\$1,942.55
01-100700 MCGREW, TERRI	I-412775	504 51000523.03	CLEANING & JANITORIAL	: CLEANING SERVICES	65926	\$620.00
VENDOR TOTALS						\$620.00

VENDOR NAME	ITEM #	G/L ACCOUNT	NAME	DESCRIPTION	CHECK #	AMOUNT
01-104228 PATTILLO, BROWN & HILL	I-483834	504 51000532.01	AUDIT FEES : AUDIT FEES		65933	\$1,200.00
VENDOR TOTALS						\$1,200.00
01-100335 PORT LAVACA, CITY OF	I-05/2024	504 51000536.03	WATER : WATER / SERWER MAY 2024		65853	\$1,231.31
VENDOR TOTALS						\$1,231.31
01-100373 QUILL CORPORATION	I-39104936	504 51000521.01	OFFICE : INK		65936	\$156.59
VENDOR TOTALS						\$156.59
01-102309 REPUBLIC SERVICES #847	I-0847-001335756	504 51000533.14	CONTRACTED SERVICES : CONTAINER - PORT COMM.		65938	\$389.75
VENDOR TOTALS						\$389.75
01-102621 UNIFIRST CORPORATION	I-2680060780	504 51000523.03	CLEANING & JANITORIAL : CLEANING SUPPLIES		65957	\$92.06
01-102621 UNIFIRST CORPORATION	I-2680061563	504 51000523.03	CLEANING & JANITORIAL : CLEANING SUPPLIES		65957	\$103.56
01-102621 UNIFIRST CORPORATION	I-2680062190	504 51000523.03	CLEANING & JANITORIAL : CLEANING SUPPLIES		65957	\$43.68
VENDOR TOTALS						\$239.30
01-102014 VERIZON WIRELESS	I-9964325086	504 51000536.02	TELEPHONE : CELL PHONE CHARGES		65868	\$40.21
VENDOR TOTALS						\$40.21
01-101509 WRIGHT NATIONAL FLOOD	I-0605584/0524	504 51000535.11	FLOOD INSURANCE : FLOOD INS. 106 S. COMMERCE		671	\$2,061.00
VENDOR TOTALS						\$2,061.00
REPORT GRAND TOTAL:						\$15,278.19

CITY OF PORT LAVACA
 REVENUE AND EXPENDITURES REPORT (UNAUDITED)
 AS OF: JUNE 30TH, 2024

Item #3.

504-PORT & HARBORS FUND
 FINANCIAL SUMMARY

	ORIGINAL BUDGET	AMENDED BUDGET	BUDGET ADJUSTMENT	CURRENT PERIOD	YEAR TO DATE ACTUAL	TOTAL ENCUMBRANCE	BUDEGT BALANCE	% OF BUDGET
<u>REVENUE SUMMARY</u>								
USER & SERVICE CHARGES	672,689	672,689	0	58,113.85	587,364.13	0.00	85,324.87	87.32
FINES & FORFEITURES	500	500	0	0.00	0.00	0.00	500.00	0.00
OTHER REVENUE	35,600	35,600	0	25,000.00	45,960.71	0.00	(10,360.71)	129.10
GRANT AND CONTRIBUTION R	1,200,000	1,200,000	0	0.00	0.00	0.00	1,200,000.00	0.00
INTERGOVERNMENTAL REVENUE	12,215	12,215	0	0.00	0.00	0.00	12,215.00	0.00
TOTAL REVENUES	1,921,004	1,921,004	0	83,113.85	633,324.84	0.00	1,287,679.16	32.97
<u>EXPENDITURE SUMMARY</u>								
TECHNOLOGY SERVICES	1,422	1,422	0	118.44	975.52	0.00	446.48	68.60
CITY HARBOR	7,000	7,000	0	0.00	2,583.94	0.00	4,416.06	36.91
HARBOR OF REFUGE	330,000	330,000	0	275,200.00	294,435.00	19,503.57	16,061.43	95.13
SMITH HARBOR	11,000	11,000	0	0.00	0.00	0.00	11,000.00	0.00
NAUTICAL LANDINGS MARINA	30,000	30,000	0	5,721.75	5,943.25	0.00	24,056.75	19.81
OPERATIONS	1,804,066	1,804,066	0	23,665.69	353,537.54	0.00	1,450,528.46	19.60
TOTAL EXPENDITURES	2,183,488	2,183,488	0	304,705.88	657,475.25	19,503.57	1,506,509.18	31.00
REVENUES OVER/(UNDER) EXPENDITURES	(262,484)	(262,484)	0	(221,592.03)	(24,150.41)	(19,503.57)	(218,830.02)	16.63

CITY OF PORT LAVACA
 REVENUE AND EXPENDITURES REPORT (UNAUDITED)
 AS OF: JUNE 30TH, 2024

Item #3.

504-PORT & HARBORS FUND
 REVENUES

	ORIGINAL BUDGET	AMENDED BUDGET	BUDGET ADJUSTMENT	CURRENT PERIOD	YEAR TO DATE ACTUAL	TOTAL ENCUMBRANCE	BUDEGT BALANCE	% OF BUDGET	
USER & SERVICE CHARGES									
436.01	CITY HARBOR-DOCK LEASE	115,000	115,000	0	8,240.03	64,376.07	0.00	50,623.93	55.98
436.09	HOR - DAILY DOCK RENTA	7,200	7,200	0	7,750.00	81,750.00	0.00	74,550.00	1,135.42
436.10	HOR - RENTAL	4,000	4,000	0	0.00	0.00	0.00	4,000.00	0.00
436.11	HOR - DOCK LEASES	250,932	250,932	0	21,646.87	197,339.01	0.00	53,592.99	78.64
436.12	TARIFFS	110,000	110,000	0	4,782.94	105,917.27	0.00	4,082.73	96.29
436.20	N L DOCK RENT- TRANSIE	500	500	0	0.00	0.00	0.00	500.00	0.00
436.21	N L-DOCK LEASE	85,000	85,000	0	7,114.70	59,678.66	0.00	25,321.34	70.21
436.22	N L -BLDG LEASE	80,077	80,077	0	7,204.31	64,128.12	0.00	15,948.88	80.08
436.23	N L - BLDG RENTAL	0	0	0	0.00	0.00	0.00	0.00	0.00
436.24	SMITH HARBOR RENT	19,980	19,980	0	1,375.00	14,175.00	0.00	5,805.00	70.95
	TOTAL USER & SERVICE CHARGES	672,689	672,689	0	58,113.85	587,364.13	0.00	85,324.87	87.32
FINES & FORFEITURES									
442.01	LATE PAYMENT PENALTIES	500	500	0	0.00	0.00	0.00	500.00	0.00
	TOTAL FINES & FORFEITURES	500	500	0	0.00	0.00	0.00	500.00	0.00
OTHER REVENUE									
451.01	INTEREST INCOME	35,000	35,000	0	0.00	15,041.95	0.00	19,958.05	42.98
455.01	OTHER FINANCING SOURCE	0	0	0	0.00	0.00	0.00	0.00	0.00
459.10	2018 C. O. PROCEEDS	0	0	0	0.00	0.00	0.00	0.00	0.00
459.11	AUCTION/SALE PROCEEDS	0	0	0	25,000.00	29,125.00	0.00	29,125.00	0.00
459.12	TML REIMBURSEMENTS	0	0	0	0.00	1,409.01	0.00	1,409.01	0.00
459.71	WASHER-DRYER INCOME	600	600	0	0.00	384.75	0.00	215.25	64.13
459.90	MISCELLANEOUS	0	0	0	0.00	0.00	0.00	0.00	0.00
459.92	EQUITY BALANCE FORWARD	0	0	0	0.00	0.00	0.00	0.00	0.00
	TOTAL OTHER REVENUE	35,600	35,600	0	25,000.00	45,960.71	0.00	10,360.71	129.10
GRANT AND CONTRIBUTION R									
481.00	CAPITAL CONTRIBUTIONS	0	0	0	0.00	0.00	0.00	0.00	0.00
481.01	GENERAL LAND OFFICE RE	0	0	0	0.00	0.00	0.00	0.00	0.00
482.01	CAPITAL CONTRIBUTIONS	0	0	0	0.00	0.00	0.00	0.00	0.00
482.02	GRANT REVENUE	1,200,000	1,200,000	0	0.00	0.00	0.00	1,200,000.00	0.00
	TOTAL GRANT AND CONTRIBUTION R	1,200,000	1,200,000	0	0.00	0.00	0.00	1,200,000.00	0.00
INTERGOVERNMENTAL REVENUE									
493.00.1	XFER IN- FUND 001	0	0	0	0.00	0.00	0.00	0.00	0.00
493.88	XFER IN- 206 FARF FUND	12,215	12,215	0	0.00	0.00	0.00	12,215.00	0.00
	TOTAL INTERGOVERNMENTAL REVENUE	12,215	12,215	0	0.00	0.00	0.00	12,215.00	0.00
TOTAL REVENUES		1,921,004	1,921,004	0	83,113.85	633,324.84	0.00	1,287,679.16	32.97

CITY OF PORT LAVACA
 REVENUE AND EXPENDITURES REPORT (UNAUDITED)
 AS OF: JUNE 30TH, 2024

Item #3.

504-PORT & HARBORS FUND
 TECHNOLOGY SERVICES
 DEPARTMENTAL EXPENDITURES

	ORIGINAL BUDGET	AMENDED BUDGET	BUDGET ADJUSTMENT	CURRENT PERIOD	YEAR TO DATE ACTUAL	TOTAL ENCUMBRANCE	BUDEGT BALANCE	% OF BUDGET
SERVICES								
50070536.504 CABLE & INTERNET- PORT	1,422	1,422	0	118.44	975.52	0.00	446.48	68.60
TOTAL SERVICES	1,422	1,422	0	118.44	975.52	0.00	446.48	68.60
TOTAL TECHNOLOGY SERVICES	1,422	1,422	0	118.44	975.52	0.00	446.48	68.60

CITY OF PORT LAVACA
 REVENUE AND EXPENDITURES REPORT (UNAUDITED)
 AS OF: JUNE 30TH, 2024

Item #3.

504-PORT & HARBORS FUND
 CITY HARBOR
 DEPARTMENTAL EXPENDITURES

	ORIGINAL BUDGET	AMENDED BUDGET	BUDGET ADJUSTMENT	CURRENT PERIOD	YEAR TO DATE ACTUAL	TOTAL ENCUMBRANCE	BUDEGT BALANCE	% OF BUDGET
SERVICES								
50800533.20 CONTRACTED SERV-CITY H	5,000	5,000	0	0.00	2,583.94	0.00	2,416.06	51.68
TOTAL SERVICES	5,000	5,000	0	0.00	2,583.94	0.00	2,416.06	51.68
MAINTENANCE								
50800542.21 R & M- INFRAS- CITY HA	1,000	1,000	0	0.00	0.00	0.00	1,000.00	0.00
50800543.22 R & M- BLDG.- CITY HAR	1,000	1,000	0	0.00	0.00	0.00	1,000.00	0.00
50800543.24 R & M- IMPROV OTB- CIT	0	0	0	0.00	0.00	0.00	0.00	0.00
TOTAL MAINTENANCE	2,000	2,000	0	0.00	0.00	0.00	2,000.00	0.00
TOTAL CITY HARBOR	7,000	7,000	0	0.00	2,583.94	0.00	4,416.06	36.91

CITY OF PORT LAVACA
 REVENUE AND EXPENDITURES REPORT (UNAUDITED)
 AS OF: JUNE 30TH, 2024

Item #3.

504-PORT & HARBORS FUND
 HARBOR OF REFUGE
 DEPARTMENTAL EXPENDITURES

	ORIGINAL BUDGET	AMENDED BUDGET	BUDGET ADJUSTMENT	CURRENT PERIOD	YEAR TO DATE ACTUAL	TOTAL ENCUMBRANCE	BUDEGT BALANCE	% OF BUDGET
SERVICES								
50820533.20 CONTRACTED SERV- HOR	230,000	230,000	0	275,200.00	277,200.00	10,753.57 (57,953.57)	125.20
TOTAL SERVICES	230,000	230,000	0	275,200.00	277,200.00	10,753.57 (57,953.57)	125.20
MAINTENANCE								
50820542.21 R & M- INFRASTRUCTURE	100,000	100,000	0	0.00	17,235.00	8,750.00	74,015.00	25.99
TOTAL MAINTENANCE	100,000	100,000	0	0.00	17,235.00	8,750.00	74,015.00	25.99
TOTAL HARBOR OF REFUGE	330,000	330,000	0	275,200.00	294,435.00	19,503.57	16,061.43	95.13

CITY OF PORT LAVACA
 REVENUE AND EXPENDITURES REPORT (UNAUDITED)
 AS OF: JUNE 30TH, 2024

Item #3.

504-PORT & HARBORS FUND
 SMITH HARBOR
 DEPARTMENTAL EXPENDITURES

	ORIGINAL BUDGET	AMENDED BUDGET	BUDGET ADJUSTMENT	CURRENT PERIOD	YEAR TO DATE ACTUAL	TOTAL ENCUMBRANCE	BUDEGT BALANCE	% OF BUDGET
<u>SERVICES</u>								
50840533.20 CONTRACTED SERV- SMITH	10,000	10,000	0	0.00	0.00	0.00	10,000.00	0.00
TOTAL SERVICES	10,000	10,000	0	0.00	0.00	0.00	10,000.00	0.00
<u>MAINTENANCE</u>								
50840542.21 R & M- INFRAS- SMITH H	1,000	1,000	0	0.00	0.00	0.00	1,000.00	0.00
TOTAL MAINTENANCE	1,000	1,000	0	0.00	0.00	0.00	1,000.00	0.00
TOTAL SMITH HARBOR	11,000	11,000	0	0.00	0.00	0.00	11,000.00	0.00

CITY OF PORT LAVACA
 REVENUE AND EXPENDITURES REPORT (UNAUDITED)
 AS OF: JUNE 30TH, 2024

Item #3.

504-PORT & HARBORS FUND
 NAUTICAL LANDINGS MARINA
 DEPARTMENTAL EXPENDITURES

	ORIGINAL BUDGET	AMENDED BUDGET	BUDGET ADJUSTMENT	CURRENT PERIOD	YEAR TO DATE ACTUAL	TOTAL ENCUMBRANCE	BUDEGT BALANCE	% OF BUDGET
SERVICES								
50860533.20 CONTRACTED SERV- NL MA	25,000	25,000	0	5,721.75	5,943.25	0.00	19,056.75	23.77
TOTAL SERVICES	25,000	25,000	0	5,721.75	5,943.25	0.00	19,056.75	23.77
MAINTENANCE								
50860542.03 R & M- BUILDING- NL MA	2,000	2,000	0	0.00	0.00	0.00	2,000.00	0.00
50860542.21 R & M- INFRAS- NL MAR	3,000	3,000	0	0.00	0.00	0.00	3,000.00	0.00
50860542.25 R & M- BUILD (NAUTICAL	0	0	0	0.00	0.00	0.00	0.00	0.00
50860543.26 R & M- INFRAS- NL MARI	0	0	0	0.00	0.00	0.00	0.00	0.00
50860543.27 R & M- IMPROV OTB- NL	0	0	0	0.00	0.00	0.00	0.00	0.00
TOTAL MAINTENANCE	5,000	5,000	0	0.00	0.00	0.00	5,000.00	0.00
TOTAL NAUTICAL LANDINGS MARINA	30,000	30,000	0	5,721.75	5,943.25	0.00	24,056.75	19.81

CITY OF PORT LAVACA
REVENUE AND EXPENDITURES REPORT (UNAUDITED)
AS OF: JUNE 30TH, 2024

Item #3.

504-PORT & HARBORS FUND
OPERATIONS
DEPARTMENTAL EXPENDITURES

	ORIGINAL BUDGET	AMENDED BUDGET	BUDGET ADJUSTMENT	CURRENT PERIOD	YEAR TO DATE ACTUAL	TOTAL ENCUMBRANCE	BUDEGT BALANCE	% OF BUDGET	
PERSONNEL SERVICES									
51000511.01	SALARIES & WAGES	79,875	79,875	0	6,030.80	57,096.87	0.00	22,778.13	71.48
51000511.06	SALARIES & WAGES-TEMP	0	0	0	0.00	0.00	0.00	0.00	0.00
51000511.07	SALARIES & WAGES-OVERT	0	0	0	0.00	0.00	0.00	0.00	0.00
51000512.05	EMPLOYER-SOCIAL SECURI	4,514	4,514	0	440.76	4,232.58	0.00	281.42	93.77
51000512.10	EMPLOYER-T.M.R.S.	4,460	4,460	0	393.82	3,644.87	0.00	815.13	81.72
51000512.20	GROUP H/D INS PREMIUMS	10,946	10,946	0	1,026.45	9,238.01	0.00	1,707.99	84.40
51000512.30	WORKER'S COMPENSATION	1,800	1,800	0	0.00	1,509.40	0.00	290.60	83.86
51000512.31	UNEMPLOYMENT INSURANCE	0	0	0	0.00	0.00	0.00	0.00	0.00
51000512.40	SAFETY PAY	500	500	0	0.00	0.00	0.00	500.00	0.00
	TOTAL PERSONNEL SERVICES	102,095	102,095	0	7,891.83	75,721.73	0.00	26,373.27	74.17
MATERIALS & SUPPLIES									
51000521.01	OFFICE	1,000	1,000	0	178.32	881.17	0.00	118.83	88.12
51000523.03	CLEANING & JANITORIAL	11,000	11,000	0	859.30	7,674.63	0.00	3,325.37	69.77
51000524.19	COVID-19 EXPENDITURES	0	0	0	0.00	0.00	0.00	0.00	0.00
51000525.01	FUEL	1,000	1,000	0	0.00	229.04	0.00	770.96	22.90
51000526.01	GENERAL SAFETY & TOOLS	300	300	0	0.00	54.94	0.00	245.06	18.31
51000528.03	NON-CAPITALIZED ASSETS	0	0	0	0.00	0.00	0.00	0.00	0.00
51000529.11	LIGHTING & DECORATION	2,000	2,000	0	0.00	1,406.87	0.00	593.13	70.34
	TOTAL MATERIALS & SUPPLIES	15,300	15,300	0	1,037.62	10,246.65	0.00	5,053.35	66.97
SERVICES									
51000531.01	TRAVEL & TRAINING	500	500	0	0.00	68.94	0.00	431.06	13.79
51000531.04	DUES, SUBSCR., & PUBLI	5,500	5,500	0	0.00	5,199.95	0.00	300.05	94.54
51000532.01	AUDIT FEES	6,000	6,000	0	1,200.00	4,200.00	0.00	1,800.00	70.00
51000532.06	HEALTH & FITNESS	0	0	0	0.00	0.00	0.00	0.00	0.00
51000532.07	LEGAL- REGULAR	5,000	5,000	0	510.00	1,317.50	0.00	3,682.50	26.35
51000533.14	CONTRACTED SERVICES	24,000	24,000	0	389.75	21,226.59	0.00	2,773.41	88.44
51000535.01	GENERAL LIABILITY INSU	3,287	3,287	0	0.00	4,528.57	0.00	(1,241.57)	137.77
51000535.10	WINDSTORM INS	20,000	20,000	0	473.94	6,361.24	0.00	13,638.76	31.81
51000535.11	FLOOD INS	1,800	1,800	0	2,061.00	2,061.00	0.00	(261.00)	114.50
51000536.01	ELECTRICITY	31,627	31,627	0	1,942.55	16,650.71	0.00	14,976.29	52.65
51000536.02	TELEPHONE	2,100	2,100	0	40.21	1,470.70	0.00	629.30	70.03
51000536.03	WATER	6,200	6,200	0	1,231.31	7,316.00	0.00	(1,116.00)	118.00
51000536.07	CABLE & INTERNET	0	0	0	0.00	0.00	0.00	0.00	0.00
	TOTAL SERVICES	106,014	106,014	0	7,848.76	70,401.20	0.00	35,612.80	66.41
MAINTENANCE									
51000541.02	LANDSCAPING	5,000	5,000	0	0.00	1,140.00	0.00	3,860.00	22.80
51000542.03	R & M- BUILDING	0	0	0	0.00	0.00	0.00	0.00	0.00
51000542.21	R & M- INFRAST. (HARBO	0	0	0	0.00	0.00	0.00	0.00	0.00
51000542.25	R & M- BUILD (NAUTICAL	80,000	80,000	0	4,990.00	18,838.00	0.00	61,162.00	23.55
51000543.04	R & M IMPROVEMENT OTB	2,500	2,500	0	0.00	0.00	0.00	2,500.00	0.00
51000543.06	R & M- IMPROVEMENTS (0	0	0	0.00	0.00	0.00	0.00	0.00
51000543.22	R & M- BUILD (CITY HAR	0	0	0	0.00	275.00	0.00	(275.00)	0.00
51000544.50	R & M- FURNITURE & EQU	4,000	4,000	0	0.00	2,090.68	0.00	1,909.32	52.27
51000544.55	R & M- VEHICLES & TRAI	500	500	0	28.04	1,559.39	0.00	(1,059.39)	311.88

CITY OF PORT LAVACA
 REVENUE AND EXPENDITURES REPORT (UNAUDITED)
 AS OF: JUNE 30TH, 2024

Item #3.

504-PORT & HARBORS FUND
 OPERATIONS
 DEPARTMENTAL EXPENDITURES

	ORIGINAL BUDGET	AMENDED BUDGET	BUDGET ADJUSTMENT	CURRENT PERIOD	YEAR TO DATE ACTUAL	TOTAL ENCUMBRANCE	BUDGET BALANCE	% OF BUDGET
51000544.65 R & M- MACHINERY & EQU	200	200	0	0.00	0.00	0.00	200.00	0.00
51000544.75 DREDGING	0	0	0	0.00	0.00	0.00	0.00	0.00
TOTAL MAINTENANCE	92,200	92,200	0	5,018.04	23,903.07	0.00	68,296.93	25.93
SUNDRY								
51000551.11 VEHICLE LEASES	12,215	12,215	0	1,869.44	7,628.75	0.00	4,586.25	62.45
51000552.02 PRI & INT EXPENSE	0	0	0	0.00	0.00	0.00	0.00	0.00
51000552.03 BOND ISSUANCE COST- AM	0	0	0	0.00	0.00	0.00	0.00	0.00
51000552.15 DEBT SERVICE- PRINCIP	0	0	0	0.00	0.00	0.00	0.00	0.00
51000552.25 DEBT SERVICE- INTEREST	0	0	0	0.00	0.00	0.00	0.00	0.00
51000553.01 XFER OUT- FD 001- ADMI	51,181	51,181	0	0.00	34,120.64	0.00	17,060.36	66.67
51000553.02 XFER OUT- FD 310- '08	125,785	125,785	0	0.00	62,892.50	0.00	62,892.50	50.00
51000553.05 XFER OUT- FD 322 - 201	132,276	132,276	0	0.00	66,138.00	0.00	66,138.00	50.00
51000553.60 XFER OUT- FD 165 HAZAR	0	0	0	0.00	0.00	0.00	0.00	0.00
51000553.65 XFER OUT- FD 210 EDA G	0	0	0	0.00	0.00	0.00	0.00	0.00
51000553.80 XFER OUT- FD 220	0	0	0	0.00	0.00	0.00	0.00	0.00
51000554.81 DEPRECIATION EXPENSE	0	0	0	0.00	0.00	0.00	0.00	0.00
51000554.84 BAD DEBT EXPENSE	0	0	0	0.00	0.00	0.00	0.00	0.00
TOTAL SUNDRY	321,457	321,457	0	1,869.44	170,779.89	0.00	150,677.11	53.13
CAPITAL EXPENDITURES								
51000561.02 CE- LAND & IMPROVEMENT	0	0	0	0.00	0.00	0.00	0.00	0.00
51000562.03 CE- BUILDING & IMPROV	0	0	0	0.00	2,485.00	0.00	2,485.00	0.00
51000563.05 CE- INFRASTRUCTURE	1,167,000	1,167,000	0	0.00	0.00	0.00	1,167,000.00	0.00
TOTAL CAPITAL EXPENDITURES	1,167,000	1,167,000	0	0.00	2,485.00	0.00	1,164,515.00	0.21
TOTAL OPERATIONS	1,804,066	1,804,066	0	23,665.69	353,537.54	0.00	1,450,528.46	19.60
TOTAL EXPENDITURES	2,183,488	2,183,488	0	304,705.88	657,475.25	19,503.57	1,506,509.18	0.00
REVENUES OVER/ (UNDER) EXPENDITURES	(262,484)	(262,484)	0	(221,592.03)	(24,150.41)	(19,503.57)	(218,830.02)	16.63

*** END OF REPORT ***

BALANCE SHEET - UNAUDITED

AS OF: JUNE 30TH, 2024

Item #3.

504-PORT & HARBORS FUND

ACCOUNT# TITLE

ASSETS

111.21	CLAIM ON CONS CASH	178,798.85
112.11.6001	INVESTMENTS-LOGIC	283,990.62
113.22	ALLOWANCE FOR UNCOLLECT(14,575.43)
113.24	UNAPPLIED CREDITS (4,375.02)
113.27	PTC ACCTS RECEIVABLE (UB	79,708.37
113.27.1004	ACCTS REC-HARBOR OF REFU	1,087,224.00
113.29.1000	ACCOUNTS RECEIVABLE-MISC	442.58
116.01.0001	PREPAID INSURANCE	27,816.18
151.01.1000	LAND	1,919,338.57
152.01.1000	BUILDINGS	1,459,961.39
152.02.2000	ACCUM DEPRECIATION-BUIL(888,052.27)
153.01.1000	IMPROVEMENTS OTHER THAN	2,050,980.24
153.02.2000	ACCUM DEPR-IMPR OTHER T(1,788,212.78)
154.01.1000	MACHINERY & EQUIPMENT	43,140.00
154.02.2000	ACCUM DEPR-MACHINERY & (31,423.84)
155.01.1000	CONSTRUCTION IN PROGRESS	75,751.67
156.01.1000	INFRASTRUCTURE	7,996,420.23
156.02.2000	ACCUM DEPREC.- INFRASTR(3,000,495.80)

9,476,437.56

TOTAL ASSETS

9,476,437.56

178,798.85 +
 283,990.62 +
 002
 462,789.47*

LIABILITIES

207.21	CUSTOMER DEPOSIT (50.00)
211.10	AP PENDING (DUE TO CONS	1,991.11
211.99	YMCA (4.35)
212.30	ACCRUED VACATION	5,227.20
213.01	BOND PREMIUM (SERIES '18	75,866.89
215.90.1004	DEFERRED REV-HARBOR OF R	1,087,224.00
216.20.3006	BONDS PAYABLE-CURRENT	190,000.00
217.11	NL MARINA DEPOSITS	2,091.50
221.20	BONDS PAYABLE NON-CURREN	1,555,000.00

2,917,346.35

TOTAL LIABILITIES

2,917,346.35

FUND EQUITY/BALANCE

BALANCE SHEET - UNAUDITED

AS OF: JUNE 30TH, 2024

504-PORT & HARBORS FUND

ACCOUNT#	TITLE		
320.07	ENCUMBRANCES	(214,553.87)	
320.08	RESERVE FOR ENCUMBRANCES	214,553.87	
320.09	PRIOR YEAR ENCUMBRANCE	188,424.23	
320.10	PRIOR YEAR RESERV/ENC	(188,424.23)	
320.60	FUND BALANCE COMMITTED	90,552.00	
320.65	NET INVEST. IN CAPITAL A	3,393,536.00	
320.98	FUND BALANCE UNRESV	3,099,153.62	
	TOTAL FUND EQUITY/BALANCE		<u>6,583,241.62</u>
	TOTAL REVENUES	633,324.84	
	TOTAL EXPENSES	657,475.25	
	EXCESS REVENUES OVER EXPENDITURES	(24,150.41)	
	TOTAL LIABILITIES & FUND EQUITY/BALANCE		<u><u>9,476,437.56</u></u>

BALANCE SHEET - UNAUDITED

AS OF: JUNE 30TH, 2024

210-PORT COMMISSION PROJECTS

ACCOUNT# TITLE

ASSETS

111.21	CLAIM ON CONS CASH	(42,700.00)	
113.29.1000	ACCOUNTS RECEIVABLE- MIS	2,500.00	
155.01.1000	CONSTRUCTION IN PROGRESS	40,200.00	
			0.00
TOTAL ASSETS			0.00

LIABILITIES

			0.00
TOTAL LIABILITIES			0.00

FUND EQUITY/BALANCE

320.07	ENCUMBRANCES	(1,154,330.36)	
320.08	RESERVE FOR ENCUMBRANCES	1,154,330.36	
TOTAL FUND EQUITY/BALANCE			0.00
TOTAL REVENUES			0.00
TOTAL EXPENSES			0.00
EXCESS REVENUES OVER EXPENDITURES			0.00
TOTAL LIABILITIES & FUND EQUITY/BALANCE			0.00

BALANCE SHEET - UNAUDITED

AS OF: JUNE 30TH, 2024

310-08 PC DEBT SERVICE

ACCOUNT# TITLE

ASSETS

111.21	CLAIM ON CONS CASH	36,460.48	
			36,460.48
			<u>36,460.48</u>
	TOTAL ASSETS		<u>36,460.48</u>

LIABILITIES

212.60	ACCRUED BOND INTEREST	3,824.00	
			3,824.00
	TOTAL LIABILITIES		<u>3,824.00</u>

FUND EQUITY/BALANCE

320.01	FUND BAL-RSRV'D/DEBT SER	24,244.46	
320.10	PRIOR YEAR RESERV/ENC (1,320.75)	
320.98	FUND BALANCE UNRESV	62,059.22	
	TOTAL FUND EQUITY/BALANCE		84,982.93
			<u>84,982.93</u>
	TOTAL REVENUES	63,952.30	
	TOTAL EXPENSES	116,298.75	
			<u>116,298.75</u>
	EXCESS REVENUES OVER EXPENDITURES	(52,346.45)	
			<u>(52,346.45)</u>
	TOTAL LIABILITIES & FUND EQUITY/BALANCE		<u>36,460.48</u>

BALANCE SHEET - UNAUDITED

AS OF: JUNE 30TH, 2024

322-SERIES 2018 DEBT SERVICE

ACCOUNT# TITLE

ASSETS

111.21	CLAIM ON CONS CASH	(43,227.18)	
			(43,227.18)
TOTAL ASSETS			(43,227.18)

LIABILITIES

212.60	ACCRUED INTEREST PAYABLE	7,068.00	
			7,068.00
TOTAL LIABILITIES			7,068.00

FUND EQUITY/BALANCE

320.98	FUND BALANCE	(6,800.54)	
TOTAL FUND EQUITY/BALANCE			(6,800.54)
TOTAL REVENUES		66,267.86	
TOTAL EXPENSES		109,762.50	
EXCESS REVENUES OVER EXPENDITURES			(43,494.64)
TOTAL LIABILITIES & FUND EQUITY/BALANCE			(43,227.18)

Port Commission Snapshot

	April	May	June	FYTD	
City Harbor					
Revenue	\$ 8,240.03	\$ 8,240.03	\$ 8,240.03	\$ 64,376.07	
Expenses	\$ 1,670.09	\$ 2,026.31	\$ 1,485.75	\$ 20,100.00	
Gain / (Loss)	\$ 6,569.94	\$ 6,213.72	\$ 6,754.28	\$ 44,276.07	
Harbor of Refuge					
Revenue	\$ 35,875.19	\$ 52,749.95	\$ 34,179.81	\$ 385,006.28	
Expenses	\$ 8,476.55	\$ 15,136.01	\$ 282,808.15	\$ 380,220.76	
Gain / (Loss)	\$ 27,398.64	\$ 37,613.94	\$ (248,628.34)	\$ 4,785.52	
Nautical Landings					
Revenue	\$ 14,610.91	\$ 14,385.01	\$ 39,319.01	\$ 154,725.54	
Expenses	\$ 13,928.38	\$ 21,627.05	\$ 20,069.54	\$ 121,665.23	
Gain / (Loss)	\$ 682.53	\$ (7,242.04)	\$ 19,249.47	\$ 33,060.31	
Smith Harbor					
Revenue	\$ 1,375.00	\$ 1,375.00	\$ 1,375.00	\$ 14,175.00	
Expenses	\$ 384.93	\$ 467.03	\$ 342.44	\$ 3,973.76	
Gain / (Loss)	\$ 990.07	\$ 907.97	\$ 1,032.56	\$ 10,201.24	
Interest Income	\$ 1,871.05	\$ 1,898.15	\$ -	\$ 15,041.95	
Total Gain / (Loss)	\$ 37,512.23	\$ 39,391.73	\$ (221,592.03)	\$ 107,365.09	\$ 633,324.84

* This report does not conform to GAAP and is unaudited.

** Please note the loss for June 2024 is due to the payment to GLO for the city's match for CEPRA Grant in July 2024 report we will see the reimbursement in the amount of \$200,000

Cash Profit and Loss Statement

	April	May	June	FYTD
City Harbor				
Dock Lease	\$ 8,240.03	\$ 8,240.03	\$ 8,240.03	\$ 64,376.07
Oyster Tarrifs	\$ -	\$ -	\$ -	\$ -
Late Payment Penalties	\$ -	\$ -	\$ -	\$ -
Total City Harbor	\$ 8,240.03	\$ 8,240.03	\$ 8,240.03	\$ 64,376.07
Harbor of Refuge				
Tarrifs				
Oil	\$ -	\$ 9,936.03	\$ -	\$ 54,118.07
Fertilizer	\$ 5,728.32	\$ 13,167.05	\$ 4,782.94	\$ 51,799.20
Oyster	\$ -	\$ -	\$ -	\$ -
Rentals				
Daily Dock Rental	\$ 8,500.00	\$ 8,000.00	\$ 7,750.00	\$ 81,750.00
Dock Rentals	\$ -	\$ -	\$ -	\$ -
Dock Leases	\$ 20,646.87	\$ 20,646.87	\$ 20,646.87	\$ 194,339.01
Railroad Fee	\$ 1,000.00	\$ 1,000.00	\$ 1,000.00	\$ 3,000.00
Late Payment Penalties	\$ -	\$ -	\$ -	\$ -
Total Harbor of Refuge	\$ 35,875.19	\$ 52,749.95	\$ 34,179.81	\$ 385,006.28
Nautical Landings				
Dock Rent	\$ -	\$ -	\$ -	\$ -
Dock Lease	\$ 7,459.10	\$ 7,114.70	\$ 7,114.70	\$ 59,678.66
Building Lease	\$ 7,151.81	\$ 7,204.31	\$ 7,204.31	\$ 64,128.12
Building Rentals	\$ -	\$ -	\$ -	\$ -
Washer-Dryer	\$ -	\$ 66.00	\$ -	\$ 384.75
Miscellaneous	\$ -	\$ -	\$ -	\$ 1,409.01
Late Payment Penalties	\$ -	\$ -	\$ -	\$ -
Auction Proceeds	\$ -	\$ -	\$ 25,000.00	\$ 29,125.00
Total Nautical Landings	\$ 14,610.91	\$ 14,385.01	\$ 39,319.01	\$ 154,725.54
Smith Harbor				
Rent	\$ 1,375.00	\$ 1,375.00	\$ 1,375.00	\$ 14,175.00
Late Payment Penalties	\$ -	\$ -	\$ -	\$ -
Total Smith Harbor	\$ 1,375.00	\$ 1,375.00	\$ 1,375.00	\$ 14,175.00
Interest Income	\$ 1,871.05	\$ 1,898.15	\$ -	\$ 15,041.95
Total Income	\$ 61,972.18	\$ 78,648.14	\$ 83,113.85	\$ 633,324.84

* This report does not conform to GAAP and is unaudited.

Cash Profit and Loss Statement

Item #3.

	April	May	June	FYTD	
City Harbor					
Overhead Allocation	\$ 1,670.09	\$ 2,026.31	\$ 1,485.75	\$ 17,241.06	
R&M Infrastructure		\$ -	\$ -	\$ -	
R&M Building	\$ -	\$ -	\$ -	\$ 275.00	
Contracted Services	\$ -	\$ -	\$ -	\$ 2,583.94	
Total City Harbor	\$ 1,670.09	\$ 2,026.31	\$ 1,485.75	\$ 20,100.00	
Harbor of Refuge					
Overhead Allocation	\$ 7,850.51	\$ 9,524.97	\$ 6,983.97	\$ 81,044.05	
Electricity	\$ 626.04	\$ 626.04	\$ 624.18	\$ 4,741.71	
R&M Infrastructure	\$ -	\$ 4,985.00	\$ -	\$ 17,235.00	
Contracted Services		\$ -	\$ 275,200.00	\$ 277,200.00	
Total Harbor of Refuge	\$ 8,476.55	\$ 15,136.01	\$ 282,808.15	\$ 380,220.76	
Nautical Landings					
Overhead Allocation	\$ 3,221.00	\$ 3,908.02	\$ 2,865.47	\$ 33,251.75	
Cable & Internet	\$ 118.44	\$ 118.44	\$ 118.44	\$ 975.52	
R&M Building		\$ 4,860.00	\$ 4,990.00	\$ 18,838.00	
R&M Infrastructure				\$ -	
R&M Furniture & Equip	\$ 1,977.70	\$ 28.93		\$ 2,090.68	
Cleaning & Janitorial	\$ 914.58	\$ 832.67	\$ 859.30	\$ 7,674.63	
Lighting & Decoration	\$ -	\$ 56.87		\$ 1,827.19	
Contracted Services	\$ 5,757.75	\$ 3,519.69	\$ 6,111.50	\$ 26,749.52	
Windstorm Insurance	\$ -	\$ 5,887.30	\$ 473.94	\$ 6,361.24	
Flood Insurance	\$ -	\$ -	\$ 2,061.00	\$ 2,061.00	
Electricity	\$ 1,348.52	\$ 1,378.07	\$ 1,318.37	\$ 11,909.00	
Telephone		\$ 340.49	\$ 40.21	\$ 1,470.70	
Water	\$ 590.39	\$ 696.57	\$ 1,231.31	\$ 7,316.00	
Landscaping	\$ -	\$ -		\$ 1,140.00	
R&M Improvement OTB	\$ -	\$ -	\$ -	\$ -	
Total Nautical Landings	\$ 13,928.38	\$ 21,627.05	\$ 20,069.54	\$ 121,665.23	
Smith Harbor					
Overhead Allocation	\$ 384.93	\$ 467.03	\$ 342.44	\$ 3,973.76	
Contracted Services	\$ -	\$ -	\$ -	\$ -	
Total Smith Harbor	\$ 384.93	\$ 467.03	\$ 342.44	\$ 3,973.76	
Total Expenses	\$ 24,459.95	\$ 39,256.41	\$ 304,705.88	\$ 525,959.75	
Operating Cash Flow	\$ 37,512.23	\$ 39,391.73	\$ (221,592.03)	\$ 107,365.09	
CE- Land & Improvements	\$ -	\$ -	\$ -	\$ -	
CE - Buildings		\$ -		\$ 2,485.00	
CE - Infrastructure	\$ -	\$ -	\$ -	\$ -	
Dredging	\$ -	\$ -	\$ -	\$ -	
Transfer Out Fund 310	\$ -	\$ -	\$ -	\$ 62,892.50	
Transfer Out Fund 322	\$ -	\$ -	\$ -	\$ 66,138.00	
Net Cash Flow	\$ 37,512.23	\$ 39,391.73	\$ (221,592.03)	\$ (24,150.41)	\$ 657,475.25

* This report does not conform to GAAP and is unaudited.

PORT COMMISSION MONTHLY OVERHEAD

Personnel Services	\$	7,891.83
Office	\$	178.32
Travel & Training		
Fuel		
General safety and tools		
Non -Capitalized Assets		
Dues & Subscriptions		
Audit Fees	\$	1,200.00
Health & Fitness		
Legal - Regular	\$	510.00
General Liability Ins.		
R & M Vehicles	\$	28.04
Vehicle Leases	\$	1,869.44
Administrative costs		
Total	\$	<u>11,677.63</u>

	% allocation	Allocation amount
City Harbor	12.72%	\$ 1,485.75
Harbor of Refuge	59.81%	\$ 6,983.97
Nautical Landings	24.54%	\$ 2,865.47
Smith Harbor	2.93%	\$ 342.44
	100.00%	\$ 11,677.63

Cash, Encumbrances, Budgeted CIP, & Bond Payments

Item #3.

Ending Cash Assets	As of 04/30/2024	As of 05/31/2024	As of 06/30/2024
Ending Cash	\$ 388,758.21	\$ 439,567.21	\$ 178,798.85
Inventments Logic	\$ 282,689.13	\$ 283,990.62	\$ 283,990.62
Fund 210 Port Projects	\$ (42,700.00)	\$ (42,700.00)	\$ (42,700.00) *1
Debt Service Funds (310 & 322)	\$ (6,816.12)	\$ (6,816.12)	\$ (6,766.70)
Total Ending Cash Assets	\$ 621,931.22	\$ 674,041.71	\$ 413,322.77

Current Encumbrances				Ordered	Received	Outstanding
<u>PO#</u>	<u>Task Order</u>	<u>Contractor</u>	<u>Project Description</u>			
24-00048	#22	Victoria Engineering	Harbor of Refuge Restoration	\$ 25,000.00	\$ 14,246.43	\$ 10,753.57
24-00057	#32	Victoria Engineering	Culvert Replacement	\$ 35,000.00	\$ 26,250.00	\$ 8,750.00
24-00046		Victoria Engineering	Breakwater Engineering	\$ 40,000.00	\$ 10,000.00	\$ 30,000.00
					Total	\$ 49,503.57

Budgeted Capital Improvement Projects		Total
1 Texas Parks & Wildlife Match		\$ 167,000.00
		Total
		\$ 167,000.00

Remaining Bond Payments		Total
1 FY 23/24 Remaining Bond Payments		\$ 31,899.00
		Total
		\$ 31,899.00

*1 This amount represents the negative fund balance in Fund 210 to be reimbursed by Fund 504. This amount includes Engineering for Breakwater for \$40,000, and CDBG- MIT application of \$30,400 that has been fully paid. We received reimbursement of \$120,000 for the EDA Grant on 04/25/2023 which reduced the negative fund balance in Fund 210.

* This report does not conform to GAAP and is unaudited.

COMMUNICATION

SUBJECT: CITY MANAGER'S REPORT.


INFORMATION:

CITY OF PORT LAVACA

MEETING: JULY 16, 2024 **AGENDA ITEM** _____

DATE: 7.15.2024

TO: PORT COMMISSION BOARD MEMBERS CC: JIM RUDELLAT, HARBOR MASTER

FROM: JODY WEAVER, INTERIM CITY MANAGER 

SUBJECT: CITY MANAGER'S MONTHLY REPORT

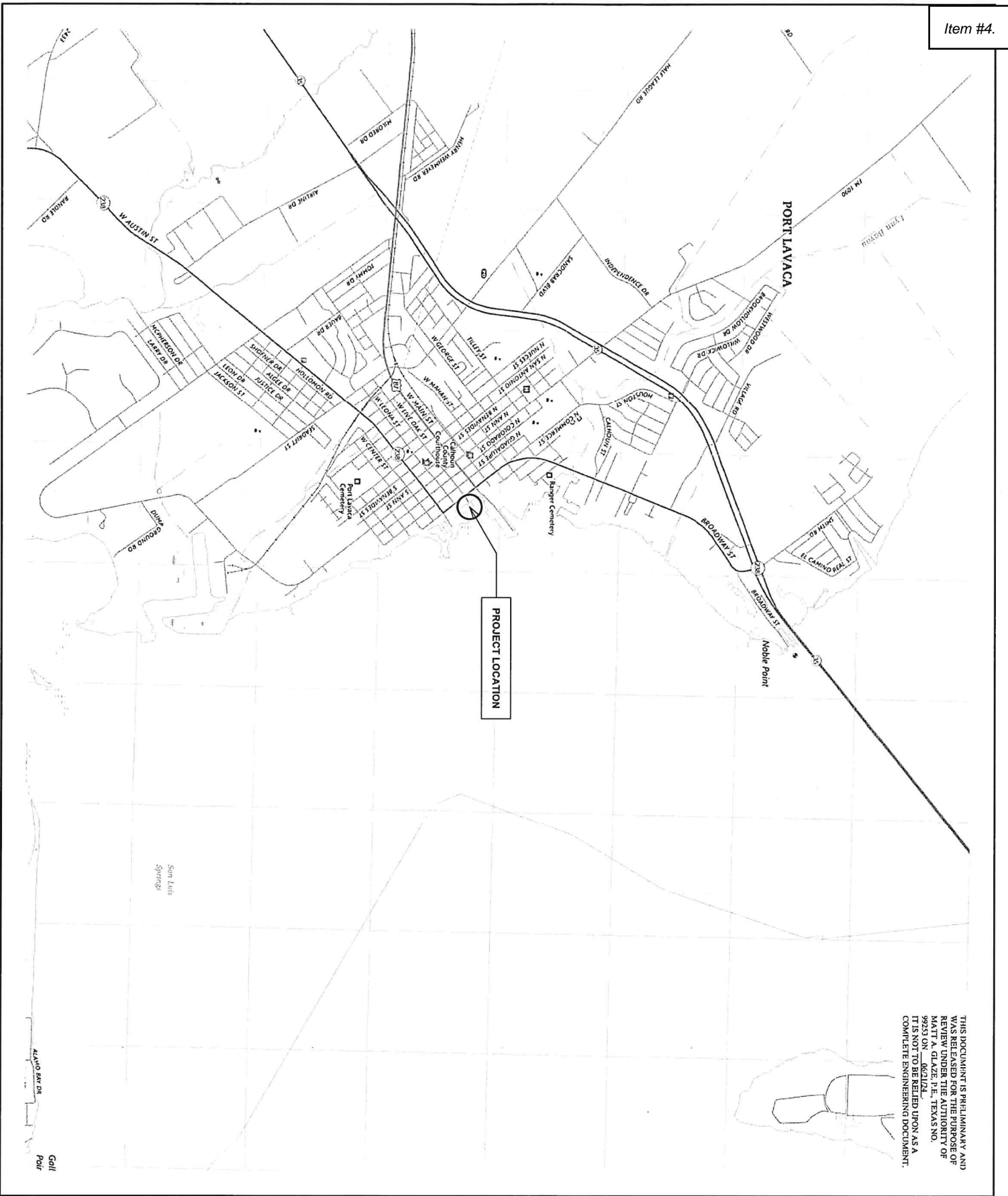
- City Harbor Flood Light billing:
There still has been no change in the billing for the Flood lights at the Harbor of Refuge since we switched them to LED in December. I've again reached out to Vee Strauss to ask her to find out whether AEP has made notification to GEXA about the switch to LED bulbs. Once we get the billing corrected, I will work with GEXA to get a credit for the months since the new lights were installed mid-December.
- Financial posting of Property Tax Revenue:
Brittney and I had a meeting with the Calhoun County Appraiser Paul Spaeth and Deputy Chief of Collection Tammy Blakeman last week. They are putting together a list of all Property ID's associated with tracts overseen by the Port Commission. We should have that by the end of the month and then be able to provide a good dollar figure for the amount of funds that will transferred from the General Fund to the Port Commission in accordance with the 2024-25 Budgetary policies.
- TPWL Grant – Renovations to the Nautical Landings Marina Breakwater:
We have had no update on this NOAA review.
- CDBG-MIT Coastal Resilience Living Shoreline Project
The public comment period on the COE permit application ended on July 8. We have had no other communication regarding this application.
- ReStore (clean up of old barge(s) in Smith Harbor)
The Workplan has been prepared and submitted by our consultant Kim Griffith. We are still awaiting approval by TCEQ before moving forward with bid package preparation or meeting any other environmental requirements that may arise.
- CDBG-MIT Round 2 Application for use of funds (Voluntary Restoration II and Culvert replacement at the Harbor of Refuge): There have been no new RFI's from GLO regarding this application.
- Replacement of culverts under rail at Corporation Ditch (Harbor of Refuge)
There have been no new RFI's from GLO regarding this application.

CITY OF PORT LAVACA

- GLO CEPRA GRANT: As reported last month, we paid our \$275,200 match to the GLO. We subsequently submitted for reimbursement of \$200,000 from the Matagorda Bay Mitigation Trust Fund and we have received this reimbursement.

On June 26, Jim and I attended a kick off meeting with GLO and the engineering team on this project. I will share the kickoff meeting slides once I receive them.

- Restaurant: You might note that the stairs are being corrected to provide a proper landing. Engineer Victor Fredricksen confirmed that the windows are installed per the sealed plans and added that 28" is the minimum length of a shear wall and so standard construction allows for windows and doors to be 28" from corners without any extra bracing.
- MBMT Grant Downtown Waterfront Public Access Improvement: *Attached* are the proposed drawings for the COE permit application.



THIS DOCUMENT IS PRELIMINARY AND
 WAS RELEASED FOR THE PURPOSE OF
 REVIEW UNDER THE AUTHORITY OF
 MATT A. GLAZER, P.E., TEXAS NO.
 97228. ANY CHANGES MADE UPON AS A
 RESULT OF THE REVIEW SHALL BE
 COMPLETE ENGINEERING DOCUMENT.

**CITY OF PORT LAVACA - DOWNTOWN
 WATERFRONT ACCESS IMPROVEMENTS**

VICINITY MAP



2004 N. Commerce, Victoria, Texas 77901 · 361.578.9836
 urbanvictoria.com · TREF# F-160

© 2023 URBAN ENGINEERING
 DATE 06/21/24
 E23799_01
 Gail Peir



THIS DOCUMENT IS PRELIMINARY AND WAS RELEASED FOR THE PURPOSE OF REVIEW UNDER THE AUTHORITY OF MATTY A. GLAZER, P.E., TEXAS NO. 26000. IT IS NOT TO BE RELIED UPON AS A COMPLETE ENGINEERING DOCUMENT.



CITY OF PORT LAVACA - DOWNTOWN WATERFRONT ACCESS IMPROVEMENTS

SITE PROJECT MAP



2004 N. Commerce, Victoria, Texas 77901 · 361.578.9836
urbanvictoria.com · TREF# F-160

DATE 06/21/24
E23799.01
© 2023 URBAN ENGINEERING



THIS DOCUMENT IS PRELIMINARY AND WAS RELEASED FOR THE PURPOSE OF REVIEW UNDER THE AUTHORITY OF MATT A. GLAZE, P.E., TEXAS NO. 19951. IT IS NOT TO BE RELIED UPON AS A COMPLETE ENGINEERING DOCUMENT.



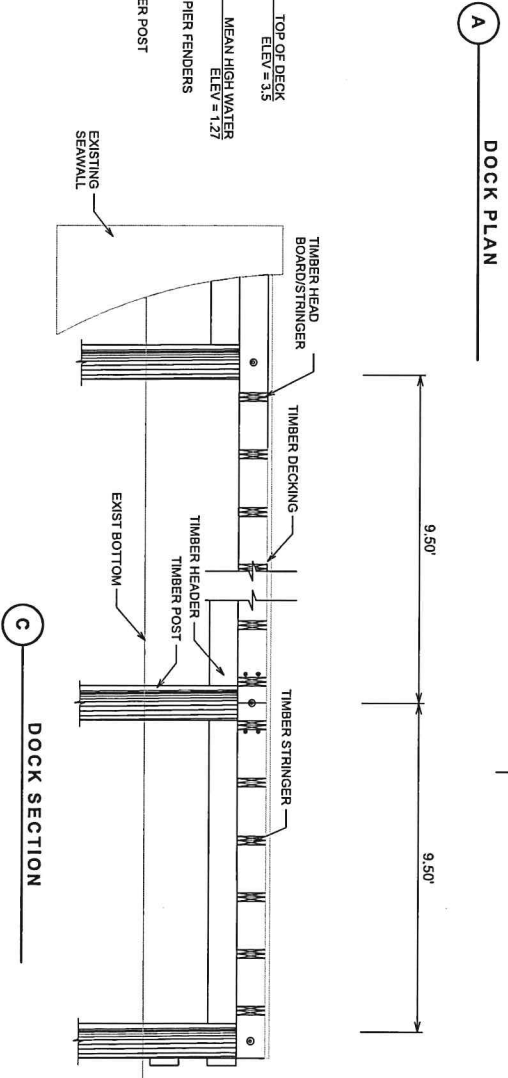
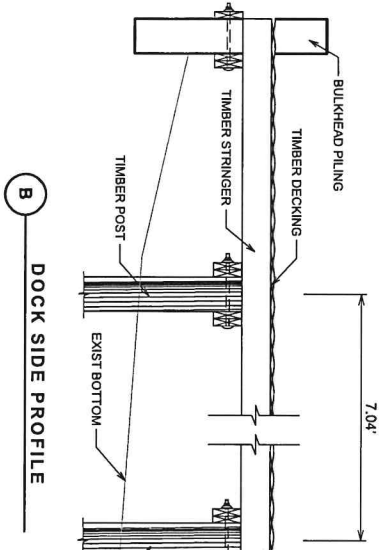
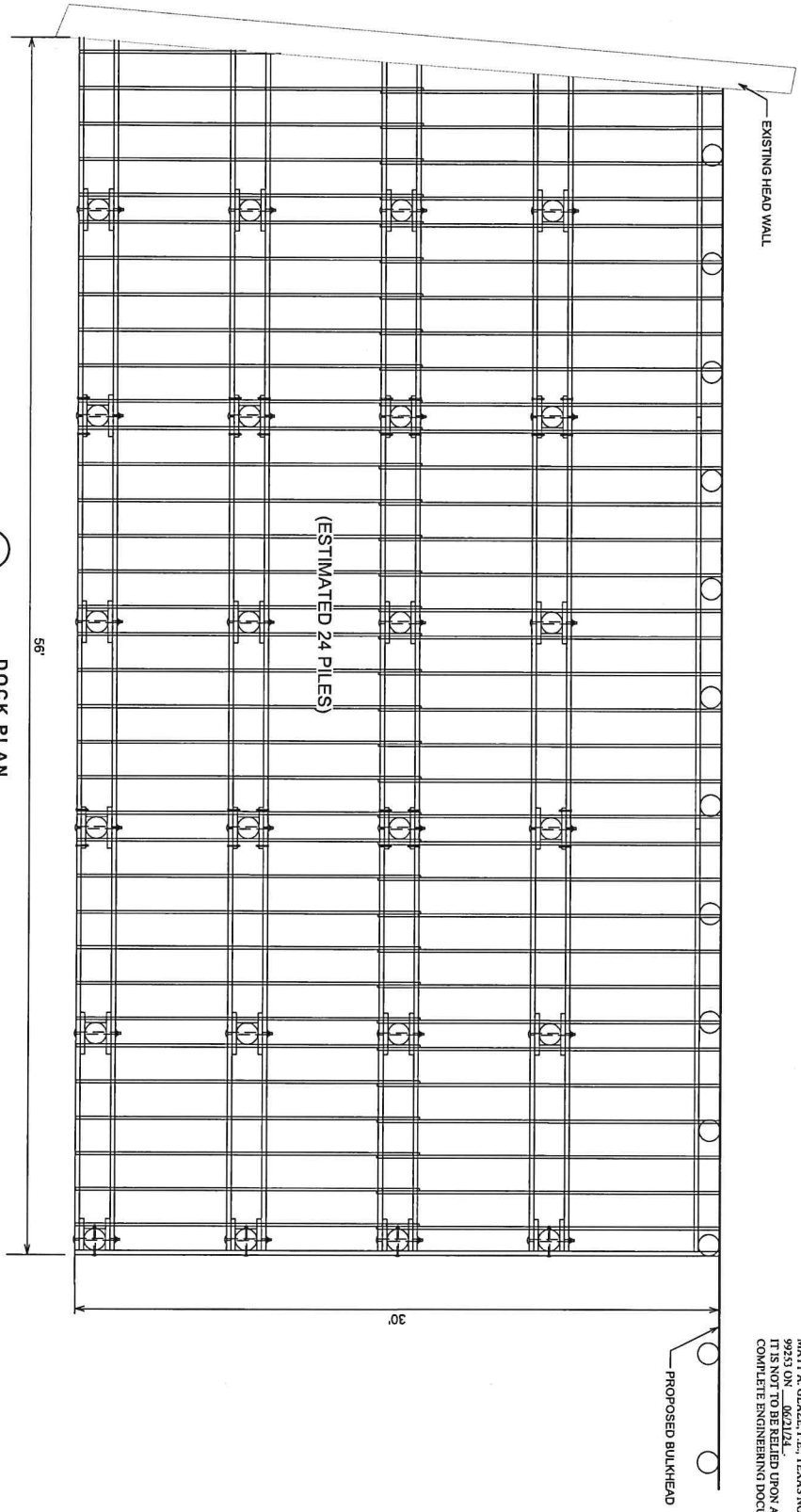
CITY OF PORT LAVACA - DOWNTOWN WATERFRONT ACCESS IMPROVEMENTS

PIER & BULKHEAD PLAN & DETAILS



2004 N. Commerce, Victoria, Texas 77901 · 361.578.9836
 urbanvictoria.com · TREF# F-160

DATE 06/21/24
 E23799.01
 © 2023 URBAN ENGINEERING



THIS DOCUMENT IS PRELIMINARY AND WAS RELEASED FOR THE PURPOSE OF REVIEW UNDER THE AUTHORITY OF MATTY A. GLAZE, P.E., TEXAS NO. 99230. IT IS NOT TO BE USED FOR ANY OTHER PROJECT WITHOUT THE WRITTEN CONSENT OF URBAN AS A COMPLETE ENGINEERING DOCUMENT.

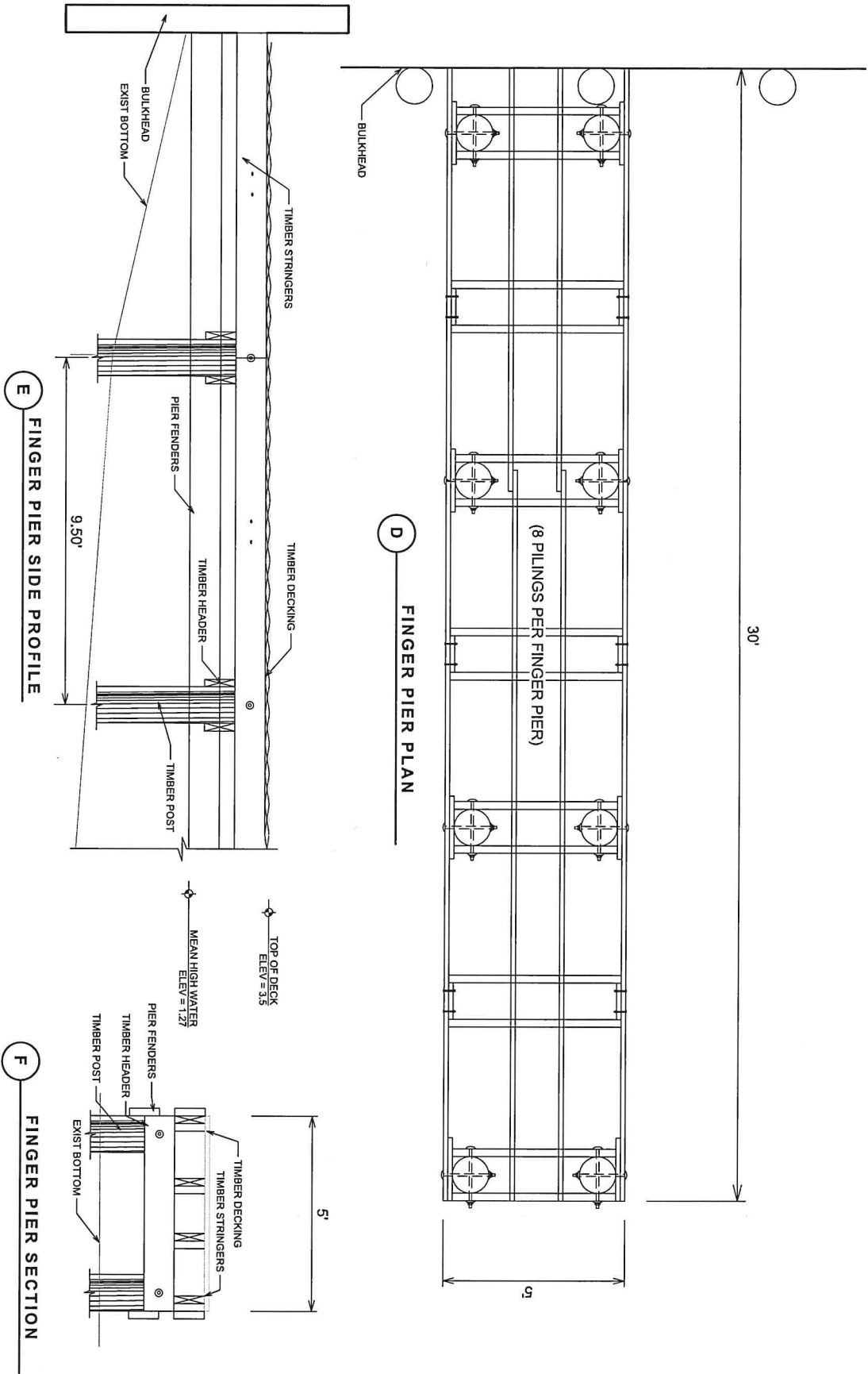
CITY OF PORT LAVACA - DOWNTOWN WATERFRONT ACCESS IMPROVEMENTS

PIER & BULKHEAD PLAN & DETAILS



2004 N. Commerce, Victoria, Texas 77901 · 361.578.9836
urbanvictoria.com · TREF# F-160

DATE 06/21/24
E23799.01
© 2023 URBAN ENGINEERING



THIS DOCUMENT IS PRELIMINARY AND NOT BE RELIED UPON FOR THE PURPOSE OF OBTAINING PERMITS OR FOR THE AUTHORITY OF ANY AGENCY. URBAN ENGINEERING, 99253 ON... 06/21/24. IT IS NOT TO BE RELIED UPON AS A COMPLETE ENGINEERING DOCUMENT.

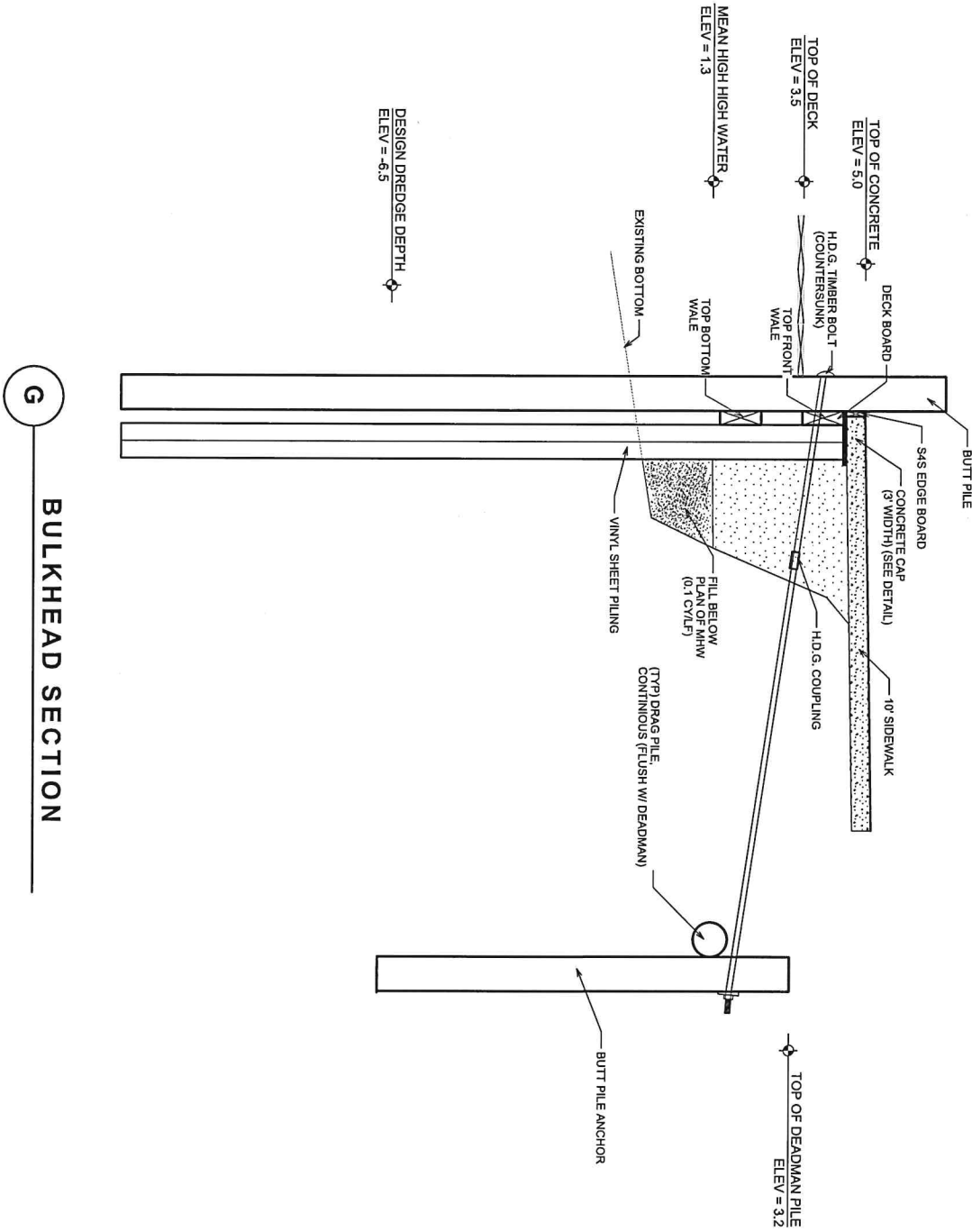
CITY OF PORT LAVACA - DOWNTOWN WATERFRONT ACCESS IMPROVEMENTS

PIER & BULKHEAD PLAN & DETAILS



2004 N. Commerce, Victoria, Texas 77901 · 361.578.9836
urbanvictoria.com · TREF# F-160

DATE 06/21/24
E23799.01
© 2023 URBAN ENGINEERING



G BULKHEAD SECTION

THIS DOCUMENT IS PRELIMINARY AND
 WAS RELEASED FOR THE PURPOSE OF
 REVIEW UNDER THE AUTHORITY OF
 MATT A. GLAZE, P.E., TEXAS NO.
 26222. IT IS NOT TO BE USED
 OR REPRODUCED UPON AS A
 COMPLETE ENGINEERING DOCUMENT.

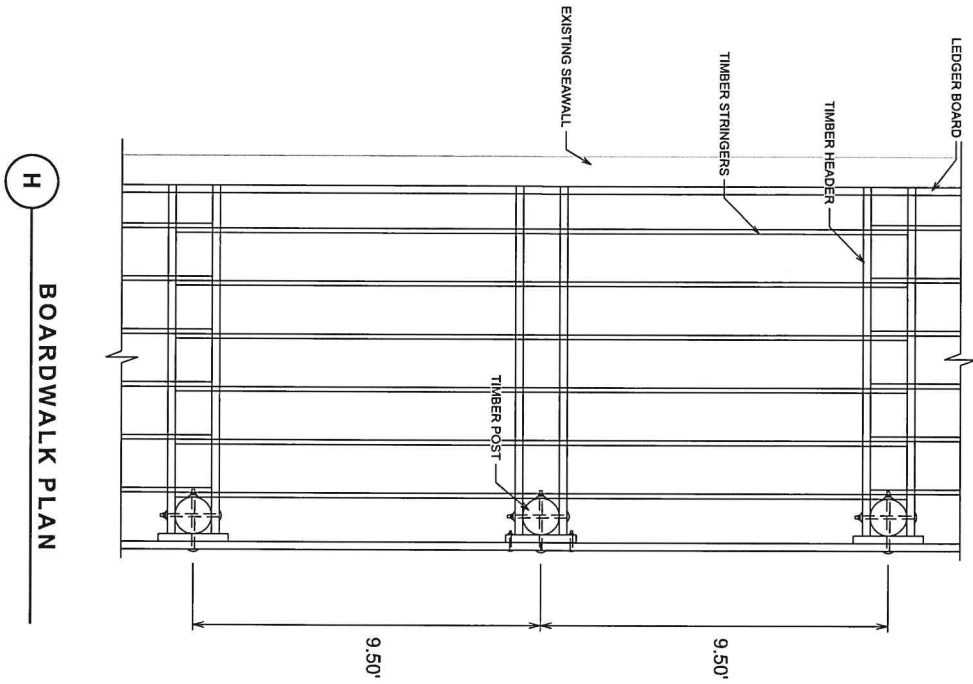
**CITY OF PORT LAVACA - DOWNTOWN
 WATERFRONT ACCESS IMPROVEMENTS**

PIER & BULKHEAD PLAN & DETAILS



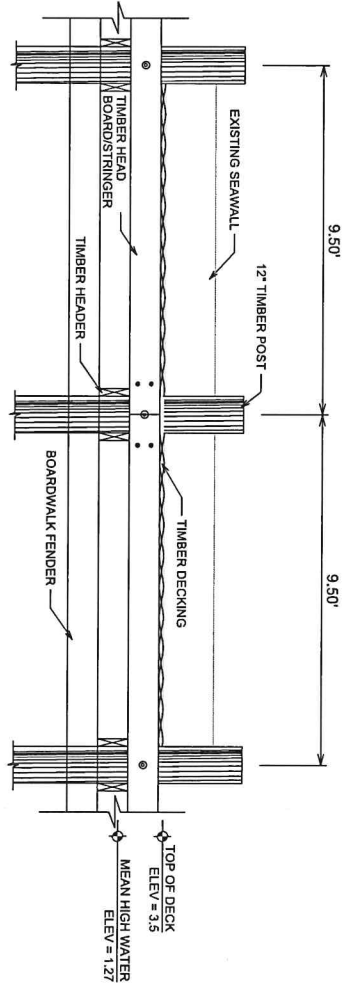
2004 N. Commerce, Victoria, Texas 77901 · 361.578.9836
 urbanvictoria.com · TREF# F-160

DATE 06/21/24
 E23799.01
 © 2023 URBAN ENGINEERING



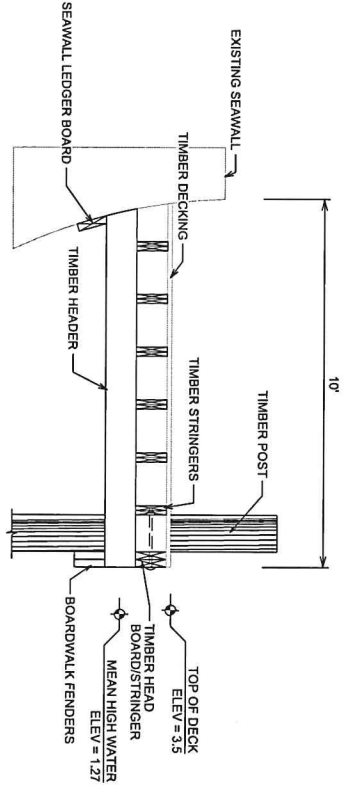
H

BOARDWALK PLAN



I

BOARDWALK PROFILE



J

BOARDWALK SECTION

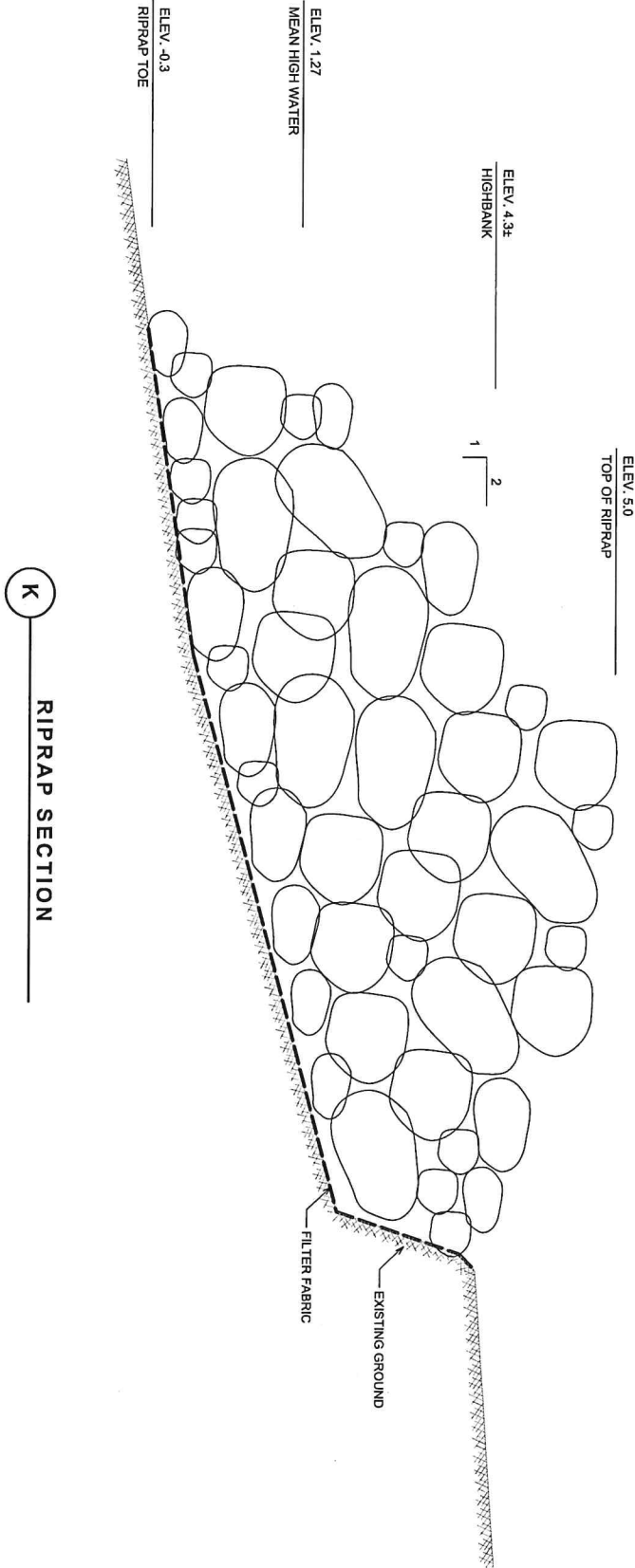
THIS DOCUMENT IS PRELIMINARY AND WAS RELEASED FOR THE PURPOSE OF REVIEW UNDER THE AUTHORITY OF THE CITY OF PORT LAVACA, TEXAS. IT IS NOT TO BE RELIED UPON AS A COMPLETE ENGINEERING DOCUMENT.

CITY OF PORT LAVACA - DOWNTOWN WATERFRONT ACCESS IMPROVEMENTS

PIER & BULKHEAD PLAN & DETAILS



2004 N. Commerce, Victoria, Texas 77901 · 361.578.9836
urbanvictoria.com · TREF# F-160



THIS DOCUMENT IS PRELIMINARY AND
 WAS RELEASED FOR THE PURPOSE OF
 REVIEW UNDER THE AUTHORITY OF
 MATT A. GLAZE, P.E., TEXAS NO.
 1725 ON. DATE: 06/21/24
 1725 ON. DATE: 06/21/24
 1725 ON. DATE: 06/21/24
 COMPLETE ENGINEERING DOCUMENT.

**CITY OF PORT LAVACA - DOWNTOWN
 WATERFRONT ACCESS IMPROVEMENTS**

PIER & BULKHEAD PLAN & DETAILS



2004 N. Commerce, Victoria, Texas 77901 · 361.578.9836
 urbanvictoria.com · TREF# F-160

COMMUNICATION

SUBJECT: RECEIVE HARBOR MASTER'S OPERATIONS,
PROMOTION/DEVELOPMENT ACTIVITY REPORT

INFORMATION:

- a) City Harbor
- b) Nautical Landings Building
- c) Nautical Landings Marina
- d) Smith Harbor
- e) Harbor of Refuge

A) City Harbor

- 1) 12 July 2022 received two Bid lease Proposals for track 9 & 9A City Harbor (Prestige Oysters Inc. & Matagorda Bay Fishing Cooperative).

B) Nautical Landings Building

- 1) Working on building improvements lighting and storefront on the south end of the building.
- 2) 11 July 2024 Interplast Group is going to donate 30 sheets plastic corrugated board 4'x8'x 5/8'' Port Commission will purchase 40 sheets \$53.20 each total \$2128.00 to make new hurricane window covers 70 sheets in total.

C) Nautical Landings Marina

- 1) Horizon Environmental has been onsite 7 times since the last PC meet.

D) Smith Harbor

- 1) 28 June 2024 moved the pilings, timbers float to higher ground.

E) Harbor of Refuge

- 1) 26 June 2024 Met at City Hall with Mott MacDonald CEPRA GLO Grants then went to look at work sites.
- 2) Working on new wetland delineation so we can commence leveling & spreading dirt.
- 3) Wead control spraying.

F) To Do List - Raymond Butler

COMMUNICATION

SUBJECT: DISCUSS NEW LEASE AGREEMENT FOR TRACT 9 AND 9A -
PRESENTER JODY WEAVER

INFORMATION:

COMMUNICATION

SUBJECT: RECEIVE AND DISCUSS STATUS REPORT FROM THE TARIFF DEVELOPMENT COMMITTEE.

INFORMATION:

COMMUNICATION

SUBJECT: DISCUSS AND REVIEW THE 2024-2025 PROPOSED BUDGET AND 5-YEAR CAPITAL IMPROVEMENT PLAN FOR THE PORTS AND HARBORS FUND.

INFORMATION:

City of Port Lavaca
Annual Budget
FY 2024-2025

Port & Harbors Fund
Expenditure Detail

Fund: 504

	Description	Actual 2022-2023	Budget 2023-2024	Estimate 2023-2024	Budget 2024-2025	Percent + / (-)
50070536.504	Cable & Internet	\$1,454	\$1,422	\$1,568	\$1,422	0.00%
	0070 Technology Services	\$1,454	\$1,422	\$1,568	\$1,422	
50800533.20	Contracted Serv-City	\$8,250	\$5,000	\$2,584	\$5,000	100.00%
50800542.21	R & M- Infrs-City Harbor	\$117	\$1,000	\$0	\$1,000	100.00%
50800543.22	R & M-Bldg. - City Harbor	\$1,105	\$1,000	\$0	\$1,000	100.00%
	0800 City Harbor	\$9,472	\$7,000	\$2,584	\$7,000	
50820533.20	Contracted Serv-HOR	\$49,854	\$230,000	\$12,753	\$50,000	100.00%
50820542.21	R & M- Infrastructure	\$48,437	\$100,000	\$25,985	\$0	100.00%
	0820 Harbor of Refuge	\$98,290	\$330,000	\$38,738	\$50,000	
50840533.20	Contracted Serv-Smith	\$6,219	\$10,000	\$0	\$10,000	0.00%
50840542.21	R & M-Infrs-Smith	\$0	\$1,000	\$0	\$1,000	100.00%
	0840 Smith Harbor	\$6,219	\$11,000	\$0	\$11,000	
50860533.20	Contracted Serv- NL Marina	\$6,942	\$25,000	\$5,500	\$30,000	100.00%
50860542.03	R & M- Building- NL Ma	\$0	\$2,000	\$0	\$0	100.00%
50860542.21	R & M- Infrs- NL Mar	\$698	\$3,000	\$1,500	\$5,000	100.00%
	0860 Nautical Landing Marina	\$7,640	\$30,000	\$7,000	\$35,000	
51000511.01	Salaries & Wages	\$76,352	\$79,875	\$78,205	82,358	3.11%
51000511.06	Salaries & Wages-Temp	\$0	\$0	\$0	\$0	
51000511.07	Salaries & Wages-Overtime	\$0	\$0	\$0	\$0	
51000512.05	Employer-Social Security	\$5,567	\$4,514	\$5,775	\$4,514	0.00%
51000512.10	Employer-T.M.R.S.	\$4,490	\$4,460	\$4,677	\$4,460	0.00%
51000512.20	Group H/D Ins Premiums	\$11,511	\$10,946	\$12	\$10,946	0.00%
51000512.30	Worker's Compensation	\$1,684	\$1,800	\$12,317	\$1,800	0.00%
51000512.31	Unemployment Insurance	\$0	\$0	\$0	\$0	0.00%
51000512.40	Safety Pay	\$443	\$500	\$500	\$500	0.00%
51000521.01	Office	\$1,479	\$1,000	\$1,000	\$1,500	50.00%
51000523.03	Cleaning & Janitorial	\$10,632	\$11,000	\$11,000	\$10,000	-9.09%
51000525.01	Fuel	\$199	\$1,000	\$350	\$600	-40.00%
51000526.01	General Safety & Tools	\$155	\$300	\$300	\$150	-50.00%
51000528.03	Non-Capitalized Assets	\$394	\$0	\$0	\$1,500	0.00%
51000529.11	Lighting & Decoration	\$1,630	\$2,000	\$1,750	\$2,000	0.00%
51000531.01	Travel & Training	\$569	\$500	\$200	\$500	0.00%
51000531.04	Dues, Subscr., & Publication	\$200	\$5,500	\$5,200	\$5,500	0.00%
51000532.01	Audit Fees	\$6,100	\$6,000	\$4,850	\$6,000	0.00%
51000532.06	Health & Fitness	\$0	\$0	\$0	\$600	0.00%
51000532.07	Legal- Regular	\$2,767	\$5,000	\$3,000	\$2,500	-50.00%
51000533.14	Contracted Services	\$15,226	\$24,000	\$24,000	\$24,000	0.00%
51000535.01	General Liability Insurance	\$3,548	\$3,287	\$4,529	\$5,000	52.11%
51000535.10	Windstorm Insurance	\$22,359	\$20,000	\$18,850	\$25,000	25.00%
51000535.11	Flood Insurance	\$1,792	\$1,800	\$2,061	\$2,061	14.50%
51000536.01	Electricity	\$27,772	\$31,627	\$26,504	\$30,000	-5.14%
51000536.02	Telephone	\$2,129	\$2,100	\$2,221	\$2,221	5.76%
51000536.03	Water	\$6,885	\$6,200	\$9,066	\$10,000	61.29%

City of Port Lavaca
Annual Budget
FY 2024-2025

Description	Actual 2022-2023	Budget 2023-2024	Estimate 2023-2024	Budget 2024-2025	Percent +/(-)
51000541.02 Landscaping	\$0	\$5,000	\$1,140	\$5,000	0.00%
51000542.03 R & M- Building	192.14	0	0	\$0	
51000542.25 R & M- Build (Nautical	\$4,301	\$80,000	\$20,000	\$80,000	0.00%
51000543.04 R & M Improvement OTB	\$0	\$2,500	\$0	\$2,500	0.00%
51000543.06 R & M- Improvements	\$0	\$0	\$0	\$0	
51000543.22 R & M- Build (City Harbor	28.96	0	275	\$0	
51000544.50 R & M- Furniture & Equip	\$5,981	\$4,000	\$2,091	\$500	-87.50%
51000544.55 R & M- Vehicles & Trailers	\$512	\$500	\$1,531	\$500	0.00%
51000544.65 R & M- Machinery & Equip	\$0	\$200	\$0	\$200	0.00%
51000544.75 Dredging	\$0	\$0	\$0	\$0	0.00%
51000551.11 Vehicle Lease	\$9,738	\$12,215	\$11,368	\$12,215	0.00%
51000552.02 Principle & Interest Expense	(\$187,067)	\$0	\$0	\$0	0.00%
51000552.03 Bond Issuance Cost- AM	\$0	\$0	\$0	\$0	0.00%
51000552.15 Debt Service- Principle	\$0	\$0	\$0	\$0	0.00%
51000552.25 Debt Service- Interest	\$0	\$0	\$0	\$0	0.00%
51000553.01 Xfer Out- FD 001 - Admin	\$65,121	\$51,181	\$51,181	\$55,633	8.70%
51000553.02 Xfer Out- FD 310-'08	\$124,813	\$125,785	\$125,785	\$126,310	0.42%
51000553.05 Xfer Out- FD 322 - 201	\$130,576	\$132,276	\$132,276	\$133,776	1.13%
51000553.60 Xfer Out- FD 165 Hazard	\$0	\$0	\$0	\$0	0.00%
51000553.65 Xfer Out- FD 210 EDA Grant	\$0	\$0	\$0	\$0	0.00%
51000553.80 Xfer Out- FD 220	\$0	\$0	\$0	\$0	0.00%
51000554.81 Depreciation Expense	\$283,102	\$0	\$0	\$0	0.00%
51000561.02 CE - Land & Improvement	\$1,590	\$0	\$0	-	0.00%
51000562.03 CE- Building & Improvement	\$89,410	\$0	\$2,485	\$0	#DIV/0!
51000563.05 CE- Infrastructure	\$0	\$1,167,000	\$0	\$2,117,000	100.00%
1000 Operations	\$732,182	\$1,804,066	\$564,498	2,767,344	
Total Expenditures	\$855,257	\$2,183,488	\$614,387	\$2,871,766	31.52%
Expenditures By Category					
Salaries & Benefits	\$100,048	\$102,095	\$101,486	\$104,578	
Materials & Supplies	\$14,489	\$15,300	\$14,400	\$15,750	
Services	\$162,065	\$377,436	\$122,885	\$209,804	
Maintenance	\$61,372	\$200,200	\$52,522	\$96,700	
Sundry	\$426,283	\$321,457	\$320,610	\$327,934	
Capital Expenditures	\$91,000	\$1,167,000	\$2,485	\$2,117,000	

Capital Expenditures:

CE - Infrastructure

Boating Access/Breakwater	667,000	Carry over	
MBMT project	700,000		
Additional Scope (bulkhead Smith)	250,000		
Restore Grant	500,000		FUND 213? NEED XFER ACCO
Total CE - Infrastructure	2,117,000		