



**AGENDA**  
**CITY OF CEDAR FALLS, IOWA**  
**COMMITTEE OF THE WHOLE MEETING**  
**MONDAY, AUGUST 19, 2024**  
**6:10 PM AT CITY HALL, 220 CLAY STREET**

---

**Call to Order**

**Roll Call**

- [1.](#) Public Transit.  
(35 Minutes, General Manager of Metropolitan Transit Authority David Sturch)

**Adjournment**



## DEPARTMENT OF COMMUNITY DEVELOPMENT

City of Cedar Falls  
220 Clay Street  
Cedar Falls, Iowa 50613  
Phone: 319-273-8600  
Fax: 319-273-8610  
[www.cedarfalls.com](http://www.cedarfalls.com)

### MEMORANDUM

*Administration Division*

**TO:** Mayor Laudick and City Council  
**FROM:** Stephanie Houk Sheetz, AICP, Director of Community Development  
**DATE:** August 12, 2024  
**SUBJECT:** MET Transit Informational Presentation


During Council's FY25 Goal Setting meetings, the Council requested an informational presentation on MET Transit. MET has prepared information for a presentation on Monday and discussion with City Council.

# MET Transit Authority

Welcome to MET Transit!



1515 BLACK HAWK ST. WATERLOO, IA  
[www.mettransit.org](http://www.mettransit.org)



# Overview/Operations

- MET provides public transportation for the citizens of the urbanized area of Black Hawk County.
- Funding through the FTA, Iowa DOT and Local.
- MET is a separate entity from the Cities of Waterloo and Cedar Falls that operates through a 28E agreement.
- Operate two types of service
  - Fixed route service - Traditional public transit bus service. Waterloo and Cedar Falls
  - Paratransit service - ADA and elderly door-to-door service for those that are unable to utilize the fixed route system. Waterloo, Cedar Falls and Evansdale.

# Services Provided

## Fixed Route Service

- 7 routes - Waterloo
- 1 route - Cedar Falls
- 2 routes - Waterloo/Cedar Falls
- 1 route - HCC/UNI



## Paratransit Service

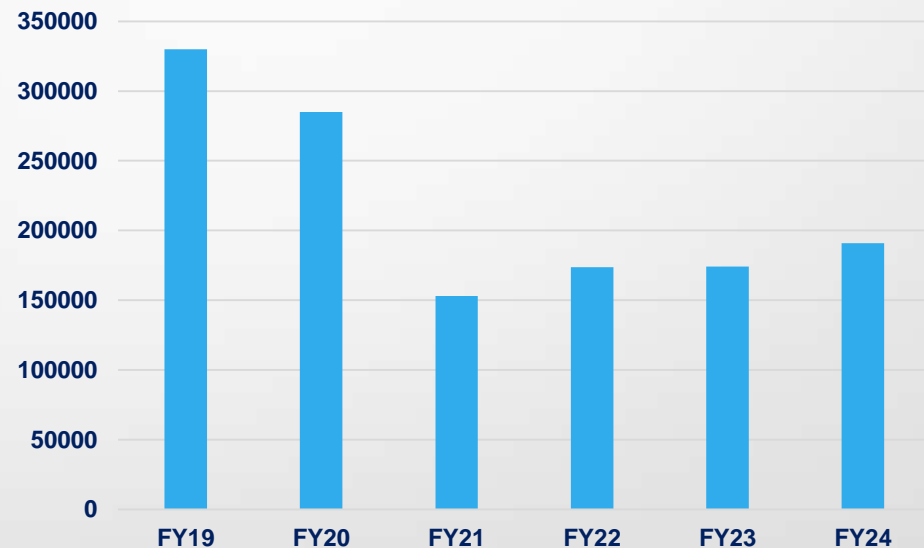


## Service hours

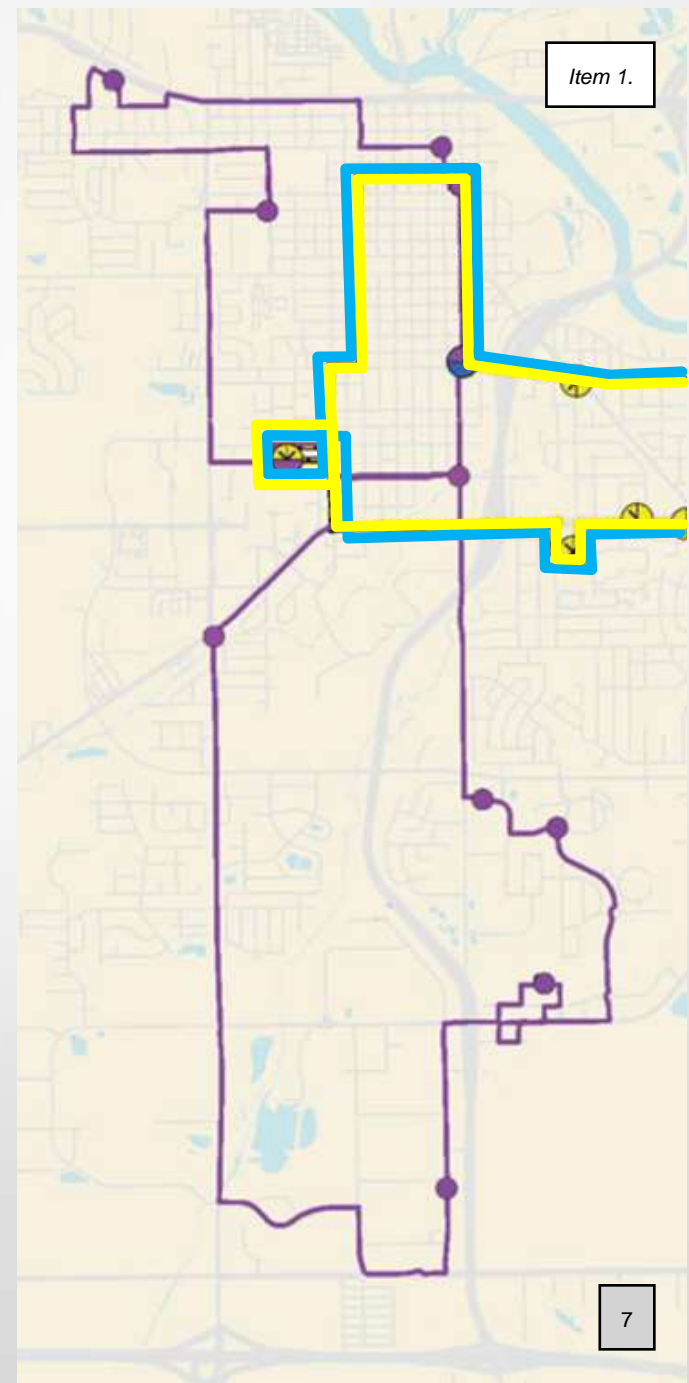
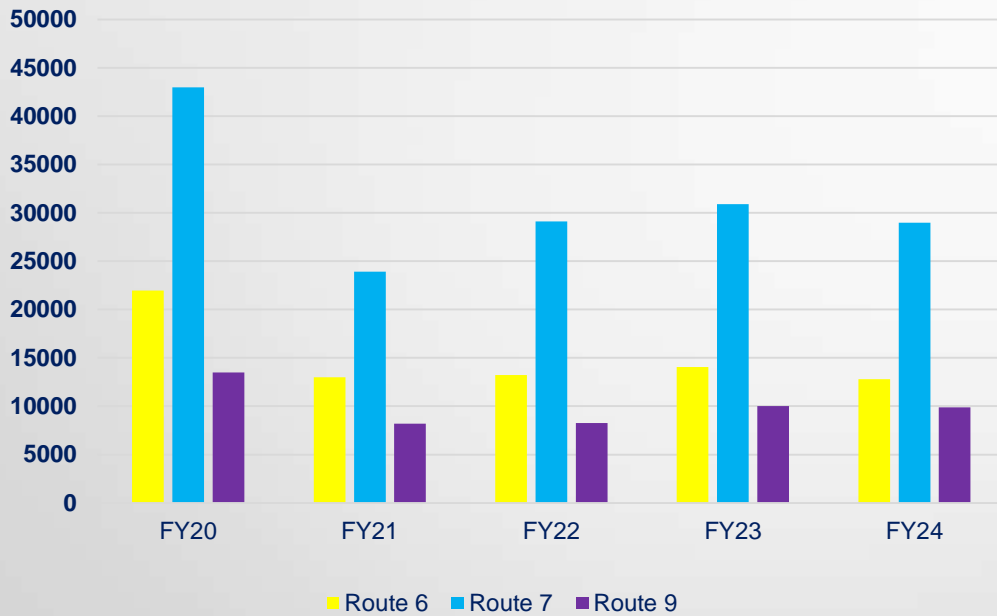
- Monday - Friday: 5:45 am to 6:15 pm
  - Saturday: 7:15 am to 6:15 pm

# Fixed Route Ridership (system wide)

- FY24 = 190,997 (+9%)
- FY23 = 174,150 (+0.2%)
- FY22 = 173,738 (+14%)
- FY21 = 152,992 (-46%)
- FY20 = 284,926 (-14.0%  
Covid - last 4 months of  
fiscal year)
- FY19 = 330,047



# Fixed Route (Cedar Falls)



# Paratransit Service

Average 14 Routes per weekday

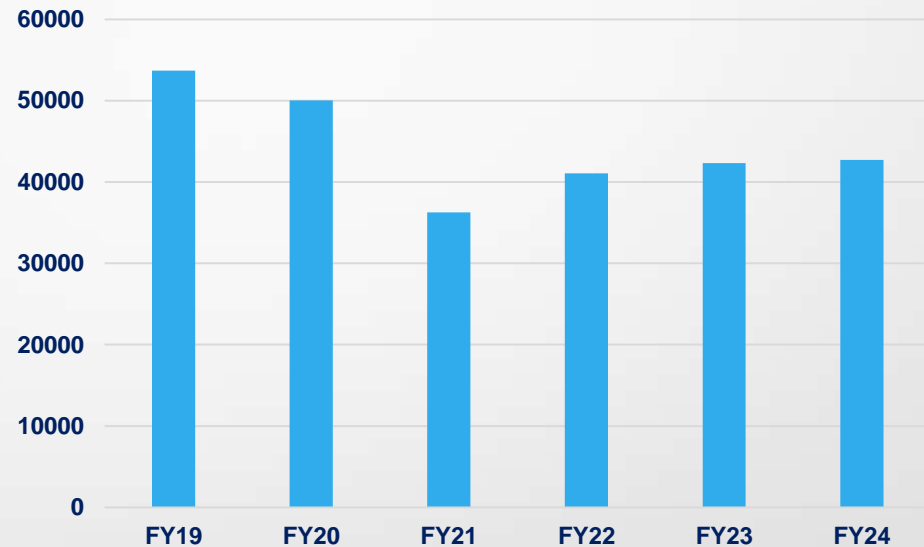
Average 4 Routes on Saturdays





# Daily Rides - Paratransit

- FY24 = 42,730 (+0.9%)
- FY23 = 42,320 (+3%)
- FY22 = 41,051 (+13%)
- FY21 = 36,272 (-27.5%)
- FY20 = 50,051 (-6.8%  
Covid - last 4 months of  
fiscal year)
- FY19 = 53,687



# Route Restructuring Initiative

- Fixed routes due for updates
- Old traditional 1 hour circular routes
- Routes will travel in two directions (out and back), instead of large loops
- Shorter travel times
- More transfer options
- Increase ridership
- Same service hours

# Transit Study

- Route Restructuring Evaluation
  - Service areas
  - Frequency of service/shorter travel times
  - Increase ridership
- Fares (fare structure analysis, zero-fare system analysis)
- Fleet Transition Plan – Zero Emissions
  - Facility upgrades
  - Low/no emissions
  - Bus fleet - electric, natural gas, etc.
  - Roof top solar power
- Bus stop amenities

# MET Transit

- Ecolane web-based scheduling software and use of on-board mobile data terminals in Paratransit
- Unite GPS real time bus tracking solution for Fixed Route service
- Remix transit planning software
- Cooperative efforts to develop/improve bus stops and shelters in connection with street reconstruction projects

# Additional Transit Services

- Micro transit – demand response
- Rideshare/Carpooling
- Deviated fixed route – hybrid of fixed route and demand response
- Uber/Lyft/Taxi – Service to transport passengers to predetermined fixed route locations.
- School rides – UNI, HCC, School District

# Challenges

- Increase Cost for Bus Replacement
- Fixed Service Requests
  - Expanded Coverage
  - Expanded Hours
- Charter Regulations
- Driver workforce

# Thank you

Visit our website at  
[www.mettransit.org](http://www.mettransit.org)