



# AGENDA

## CITY COUNCIL REGULAR MEETING

### OF THE CITY OF COACHELLA

THE COUNCIL SITTING AS THE COACHELLA SANITARY DISTRICT,  
COACHELLA FIRE PROTECTION DISTRICT, COACHELLA FINANCING AUTHORITY,  
COACHELLA EDUCATIONAL AND GOVERNMENTAL ACCESS CABLE CHANNEL CORPORATION,  
COACHELLA WATER AUTHORITY, SUCCESSOR AGENCY TO THE COACHELLA REDEVELOPMENT AGENCY  
AND COACHELLA PARKS AND RECREATION FOUNDATION

**July 10, 2024**

6:00 PM – REGULAR MEETING

<p>In-Person Meeting Location:</p> <p>Coachella City Hall Council Chamber 1515 Sixth Street Coachella, CA</p>	<p><b>If you would like to attend the meeting via Zoom, here is the link:</b></p> <p><a href="https://us02web.zoom.us/j/88457271898?pwd=REdzU1NoQmpVSFhWTDVaZ0VCekYxdz09">https://us02web.zoom.us/j/88457271898?pwd=REdzU1NoQmpVSFhWTDVaZ0VCekYxdz09</a></p> <p>Or One tap mobile : 16699006833,,88457271898#,,,,*606140#</p> <p>Or Telephone: US: +1 669 900 6833</p> <p><b>Webinar ID: 884 5727 1898</b></p> <p><b>Passcode: 606140</b></p> <p><b>Spanish:</b> El idioma español está disponible en Zoom seleccionado la opción en la parte de abajo de la pantalla</p>
---	---

- Public comments may be received **either in person, via email, telephonically, or via Zoom** with a limit of **250 words, or three minutes:**
  - **In Real Time:**  
If participating in real time via Zoom or phone, during the Public Comment Period, use the “**raise hand**” function on your computer, or when using a phone, participants can raise their hand by pressing \*9 on the keypad.
  - **In Writing:**  
Written comments may be submitted to the City Council electronically via email to [cityclerk@coachella.org](mailto:cityclerk@coachella.org). Transmittal **prior to the start** of the meeting is required. All written comments received will be forwarded to the City Council and entered into the record.
  - If you wish, you may leave a message at (760) 262-6240 before 5:30 p.m. on the day of the meeting.
- The **live stream** of the meeting may be **viewed online** by accessing the city's website at [www.coachella.org](http://www.coachella.org), and clicking on the "**Watch Council Meetings**" tab located on the home page, and then clicking on the "live" button.

**CALL TO ORDER: - 6:00 P.M.**

**ROLL CALL:**

**APPROVAL OF AGENDA:**

“At this time the Council/ Board/Corporation/Authority may announce any items being pulled from the Agenda or continued to another date or request the moving of an item on the agenda”

**PLEDGE OF ALLEGIANCE:**

**PROCLAMATIONS/PRESENTATIONS/DIRECTION:**

1. Zero Emission Vehicle Rideshare Program by the LEAP Institute
2. Capital Improvement Projects (CIP) Annual Summary

**WRITTEN COMMUNICATIONS:**

**CONSENT CALENDAR:**

(It is recommended that Consent Items be acted upon simultaneously unless separate discussion and/or action is requested by a Council Member or member of the audience.)

3. Regular Meeting Minutes of June 12, 2024, of the City of Coachella, Coachella Sanitary District, Coachella Fire Protection District, Coachella Financing Authority, Coachella Educational and Governmental Access Cable Corporation, Coachella Water Authority, Successor Agency to the Coachella Redevelopment Agency and Coachella Parks and Recreation Foundation
4. Voucher Listing- EFT's/Utility Billing Refunds/FY 2023-24 Expenditures as of June 26, 2024, \$3,157,442.05
5. Voucher Listing- EFT's/Utility Billing Refunds/FY 2023-24 and FY 2024-25 Expenditures as of July 10, 2024, \$3,199,864.58
6. Investment Report – April 30, 2024
7. Investment Report – May 31, 2024
8. Amendment Number Three to the Reimbursement Agreement with the Coachella Valley Association of Governments and appropriate \$44,691 from General Fund for Avenue 48 Arts and Music Line Project, City Project ST-140.
9. Authorize the purchase of Axis camera system upgrade phase 2 for the amount of \$144,979.00
10. Adopt Resolution No. 2024-26, Calling and Giving Notice of the Holding of a General Municipal Election to be held on Tuesday, November 5, 2024



- [11.](#) Authorize the City Manager to execute a revised task order with DTA for On-Call Professional Planning Consultant Services for a Fiscal Analysis of the Existing Coachella Sphere of Influence.
  - [12.](#) Authorize issuance of facility use and special event permits to College of the Desert to host thirteen home games at Rancho Las Flores Park.
  - [13.](#) Authorize City Manager to approve the Notice of Completion for City Project No. LL-04, accept project as complete and direct City Clerk to record the Notice of Completion.
  - [14.](#) Approve Cooperative Agreement for El Grito Event between: the City of Coachella, Telemundo and Mexican Consulate in San Bernardino and approve operation of a beer garden at Rancho Las Flores Park for the 2024 El Grito Event.
  - [15.](#) Authorize the City Manager to execute the updated Agreement between the City of Coachella and the Sunline Transit Agency allowing advertisements on bus shelters within the City of Coachella to include advertisement for city events at no cost to the City.
  - [16.](#) Execution of the Thirteenth Amended Memorandum of Understanding between the City of Coachella and Sports Leagues.
  - [17.](#) Authorize City Manager to execute Agreement between the County of Riverside and City of Coachella for Household Hazardous Waste Collection Program.
  - [18.](#) Approve Resolution No. 2024-38 Authorizing the Application Submittal for the Fiscal Year 2023 Emergency Management Performance Grant (EMPG), in the amount of \$12,173.
  - [19.](#) Authorize award of a professional services agreement to HV Entertainment, in the amount of \$29,800, for the 2024 El Grito event.
  - [20.](#) Adopt Resolution No. 2024-25 Establishing Youth Advisory Commission Compensation
  - [21.](#) Authorize execution of Amendment No. 3 to West Coast Arborist Maintenance Agreement extending their term for one year and increasing compensation by \$450,000.
  - [22.](#) Approve Amendment No 6 to the Coachella Valley Association of Governments (CVAG) Memorandum of Understanding for AB 2766 CVAG Member Jurisdictions
  - [23.](#) Construction Contract with Three Peaks Corporation in the amount of \$272,272.00 plus 15% contingency for the Bagdouma Park Misc. Site Improvements, City Project Numbers P-30 & P-32.
  - [24.](#) Resolution No. 2024-23 Initiating Proceedings for the Levy and Collection of Assessments for Landscaping and Lighting District Maintenance District No. 1 through 40, Fiscal Year 2024/2025
- Resolution No. 2024-22 Approving the Preliminary Engineer's Report for Levy of Annual Assessments for Fiscal 2024/2025 for the City of Coachella Landscaping and Lighting Maintenance District No. 1 through 40 and Setting a Time and Place for the Public Hearing

- [25.](#) Adopt Resolution No. 2024-36 Accepting and Approving the Recordation of a Deed Restriction with the State of California for the Bagdouma Park Swimming Pool Renovation Project and Authorize the City Manager to Execute the Deed Restriction
- [26.](#) Adopt Resolution No. 2024-31 Approving American Rescue Plan Act Funds (ARPA) for the State and Local Fiscal Recovery Fund (SLFRF) Program for the Coachella Sanitary District Headworks Screening Improvements Project in the Amount of \$800,000.
- [27.](#) Adopt Resolution No. 2024-32 Approving American Rescue Plan Act Funds (ARPA) for the State and Local Fiscal Recovery Fund (SLFRF) Program for the Coachella Sanitary District Tyler Street Capacity Improvements Project in the Amount of \$1,410,000.00

**NEW BUSINESS CALENDAR (LEGISLATIVE AND ADMINISTRATIVE):**

- [28.](#) Adopt Resolution No. 2024-29 Approve American Rescue Plan Act Funds (ARPA) for the State and Local Fiscal Recovery Fund (SLFRF) Program for the Fire Station Remodel Project in the amount of \$300,000.
- [29.](#) Resolution No. 2024-27, a Resolution of the City Council of the City Of Coachella, Adopting an Annual Budget And Organizational Structure for Fiscal Year 2024-2025
- [30.](#) Resolution No. FD-2024-03, Approving the Fiscal Year 2024-2025 for the Coachella Fire Protection District Annual Budget
- [31.](#) Resolution No. SD-2024-03, Approving the Fiscal Year 2024-2025 Coachella Sanitary District Annual Budget
- [32.](#) Adopt Resolution No. WA-2024-02, Approving the Fiscal Year 2024-2025 Coachella Water Authority Annual Budget

**PUBLIC HEARING CALENDAR (QUASI-JUDICIAL):**

- [33.](#) Public Hearing and Adoption of Resolution No. 2024-30 Affirming the Solid Waste Rates for Fiscal Year 2024/2025 and Authorizing the Collection of Residential Solid Waste Service Charges for Fiscal Year 2024/2025 on the County of Riverside's Property Tax Roll.
- [34.](#) Coachella Valley Event Center Adoption of Resolution No. 2024-37 Approving Entertainment Permit No. 22-04 for the Coachella Valley Event Center, an entertainment venue located on a 20-acre site at 46600 Tyler Street (APN# 603-130-001). Applicant: Edwart Rostamian (Continuance to July 24, 2024 Recommended)

**PUBLIC COMMENTS (NON-AGENDA ITEMS):**

The public may address the City Council/Board/Corporation/ Authority on any item of interest to the public that is not on the agenda but is in the subject matter jurisdiction thereof. Please limit your comments to three (3) minutes.

**REPORTS AND REQUESTS:**

Council Comments/Report of Miscellaneous Committees.

City Manager's Comments.

**ADJOURNMENT:**

*Complete Agenda Packets are available for public inspection at the  
City Clerk's Office at 53-462 Enterprise Way, Coachella, California, and on the  
City's website [www.coachella.org](http://www.coachella.org).*

THIS MEETING IS ACCESSIBLE TO PERSONS WITH DISABILITIES




## **Coachella Prospera**

**Rey Leon**  
**Executive Director**

**Eric Ramirez**  
**Director of Operations**

**Katia Lopez**  
**Consultant, Tzunu Strategies**



Item 1.

# Who is LEAP?

The Latino Equity Advocacy & Policy Institute (LEAP) collaborates with communities to achieve economic, environmental, and climate justice within priority populations, fostering empowerment among farmworkers, immigrants, and youth. Through leadership development, coalition building, community organizing, participatory action research, and advocacy, we strive to cultivate equity, robust local economies, and a flourishing culture of community support for the well-being of all.





# VISION

Empower residents in rural, farmworker, unemployed, underemployed, and low-income communities to transition towards a carbon-neutral society by embracing electric transportation, clean energy, and renewable technologies. Our objectives include fostering a cleaner environment, offering workforce training, and generating high-quality job opportunities.



# MISSION

The LEAP Institute engages communities to increase social justice awareness, strengthen grassroots leadership for the empowerment of Latinos, immigrants, farmworkers and youth to achieve environmentally sustainable justice while improving the economy and community health.





# Green Raiteros Background

One pivotal experience in Rey Leon's life ignited his desire to create a new movement for The People. As a young boy, he and his mother were in need of transportation from Huron, CA to Fresno, CA, to be with a dying family member. Enduring what seemed like a never-ending journey on a scorching summer day, they finally reached their destination after a lengthy bus ride that included 13 stops spanning three hours.

This memory had always stayed with Rey, and as an adult motivated him to take action. In 2018, Rey founded Green Raiteros, the nation's first ever Electric Vehicle rideshare service. With a primary focus on supporting the tireless farm workers and their families, Green Raiteros provides vital transportation to medical facilities, social services, universities and colleges.

**Currently, LEAP provides roughly 500 rides per month consisting of 50,000 miles, 80% of which are for healthcare appointments, 10% social services and 10% for educational purposes.**



# Transportation Destinations

- Community colleges & universities
- Non-emergency medical appointments
- Social service appointments (CalWorks, Medi-Cal etc)
- Employment education & training
- Life enhancing activities (i.e senior center, Desert Rec events, etc)

# Employment Opportunities

Item 1.

➤ **EV Operator:** Green Raiteros operators/drivers focuses on providing transportations services to the residents of the City of Coachella. Destinations include: employment centers, doctor appointments, recreational activities, college commuting and other enriching needs.

- LEAP seeks to hire a total of 22 drivers, 15 full time employees and 7 part time employees.

➤ **EV Transportation Coordinator:** GR Transportation Coordinator will be responsible for the recruitment, training, scheduling, and management of the EV Operators/drivers of the Green Raiteros service. Initial work will be focused on the growth of the driver pool, recruiting a core network of 10-20 Raiteros/as. The role will gradually grow to include greater emphasis on operations management as the program matures. Operational work will include administration of a reliable & timely transportation service to include: receiving and processing requests for trips, data collection & validation, creating schedules for volunteer drivers, and providing customer service (and driver support) by phone.

- For now, this will be the role for (1) person but as the program progresses this can lead to more hires..

**All positions will all be at least \$18/hr with full benefits (sick time, paid-time-off, health insurance, etc).**

# Intake Process for Clients/Riders

LEAP is currently working on developing an app to advertise service, register riders and schedule rides.

We also want to integrate with other Coachella public transportation apps.

# Intake Process Steps

1. EV coordinator will register the client/rider with the rider registration form and provide assistance as needed.
2. Ensure client/rider signs off on photo/recording waiver - all cars are equipped with a dash cam for rider and drive safety.
3. Ensure all necessary documents are obtained and stored in a safe location and ensuring HIPAA is being followed at all times. This includes IDs and medical insurance cards for Medi-Cal/Medi-Care patients.
4. Clients/riders request ride through EV coordinator at least 72 hours in advance.
5. EV coordinator gives rider a 24 hour reminder ahead of their scheduled ride.



**PATIENT REGISTRATION FORM**

Last Name: \_\_\_\_\_ First Name: \_\_\_\_\_ M.I.: \_\_\_\_\_

Date of Birth: \_\_\_\_\_ Sex: Male Female

Social Security Number: \_\_\_\_\_ Marital Status: Single Married

Home Address: \_\_\_\_\_ City: \_\_\_\_\_ Zip Code: \_\_\_\_\_

Mailing Address: \_\_\_\_\_ City: \_\_\_\_\_ Zip Code: \_\_\_\_\_

Phone Number: \_\_\_\_\_ Cell Phone Number: \_\_\_\_\_

Email Address: \_\_\_\_\_ Do you accept text messages: Yes No

Do you have special needs: Sight Hearing Ambulatory Speech Other: \_\_\_\_\_

**Responsible Party:** Self Spouse Parent/Guardian Other: \_\_\_\_\_

Name: \_\_\_\_\_ Date of Birth: \_\_\_\_\_ SSN: \_\_\_\_\_

Address: \_\_\_\_\_ Phone Number: \_\_\_\_\_

Emergency Contact Name: \_\_\_\_\_ Phone Number: \_\_\_\_\_

Relationship: \_\_\_\_\_

**Reminder no same day appointments will be granted all transportation needs are to be booked 72 hours in advance.**

**Recordatorio: no se otorgarán citas el mismo día. Todas las necesidades de transporte deben reservarse con 72 horas de anticipación.**



**INSURANCE INFORMATION**

**Primary Insurance:** Medi-Cal Medicare Private Insurance

Insurance Name: \_\_\_\_\_ Policy Number: \_\_\_\_\_

Date of Birth: \_\_\_\_\_ SSN: \_\_\_\_\_

**Secondary Insurance:** Medi-Cal Medicare Private Insurance

Insurance Name: \_\_\_\_\_ Policy Number: \_\_\_\_\_

Date of Birth: \_\_\_\_\_ SSN: \_\_\_\_\_

**ASSIGNMENT AND RELEASE**

**AUTHORIZATION FOR RELEASE OF INFORMATION AND ASSIGNMENT OF INSURANCE BENEFITS:**

I hereby authorize the release of any information, including diagnosis of a medical condition for the sole purpose of submission of claims to third party billing insurance carriers. I further authorize **The LEAP Institute** to release any information required in the process of this claim. I hereby assign any insurance benefits to **The LEAP Institute**. I understand I am financially responsible for the deductible, co-payment and charges not covered by said insurance or government agency. I hereby declare that I have read the patient registration form, and know and understand the contents thereof and that the information provided on this form is true and correct to the best of my knowledge.

**Patient/Guardian Signature:** \_\_\_\_\_ **Date:** \_\_\_\_\_

Patient/Guardian Name: \_\_\_\_\_

Amount not covered by insurance

\_\_\_\_\_ X .75 Total \_\_\_\_\_

(One trip total miles )

\_\_\_\_\_ X .75 Total \_\_\_\_\_

(Round trip miles)

# Sustainability Strategy: Partnerships

Green Raiteros offers riders a “subsidized” ride through the establishment of partnerships.

LEAP partnerships include:

- Employment training centers
- Government entities (counties, cities, etc.)
- Tribal partners

**The program is set to launch in the City of Coachella once the agreement is in effect. Projecting a start date sometime in September of 2024.**

# THANK YOU



Rey Leon - [rleon@theleapinstitute.org](mailto:rleon@theleapinstitute.org)

Eric Ramirez - [eramirez@theleapinstitute.org](mailto:eramirez@theleapinstitute.org)

Katia Lopez- [katia@tzunu.com](mailto:katia@tzunu.com)





City Hall Council Chamber  
1515 Sixth Street, Coachella, California  
(760) 398-3502 ♦ [www.coachella.org](http://www.coachella.org)

# MINUTES

## CITY COUNCIL CLOSED SESSION AND REGULAR MEETING

### OF THE CITY OF COACHELLA

THE COUNCIL SITTING AS THE COACHELLA SANITARY DISTRICT,  
COACHELLA FIRE PROTECTION DISTRICT, COACHELLA FINANCING AUTHORITY,  
COACHELLA EDUCATIONAL AND GOVERNMENTAL ACCESS CABLE CHANNEL CORPORATION,  
COACHELLA WATER AUTHORITY, SUCCESSOR AGENCY TO THE COACHELLA REDEVELOPMENT AGENCY  
AND COACHELLA PARKS AND RECREATION FOUNDATION

**June 12, 2024**

5:00 PM – CLOSED SESSION  
6:00 PM – REGULAR MEETING

<p>In-Person Meeting Location:</p> <p>Coachella City Hall Council Chamber 1515 Sixth Street Coachella, CA</p>	<p><b>If you would like to attend the meeting via Zoom, here is the link:</b></p> <p><a href="https://us02web.zoom.us/j/88457271898?pwd=REdzU1NoQmpVSFhWTDVaZ0VCekYxdz09">https://us02web.zoom.us/j/88457271898?pwd=REdzU1NoQmpVSFhWTDVaZ0VCekYxdz09</a></p> <p>Or One tap mobile : 16699006833,,88457271898#,,,,*606140#</p> <p>Or Telephone: US: +1 669 900 6833</p> <p><b>Webinar ID: 884 5727 1898</b></p> <p><b>Passcode: 606140</b></p> <p><b>Spanish:</b> El idioma español está disponible en Zoom seleccionado la opción en la parte de abajo de la pantalla</p>
---	---

- Public comments may be received **either in person, via email, telephonically, or via Zoom** with a limit of **250 words, or three minutes:**
  - **In Real Time:**  
If participating in real time via Zoom or phone, during the Public Comment Period, use the “**raise hand**” function on your computer, or when using a phone, participants can raise their hand by pressing \*9 on the keypad.
  - **In Writing:**  
Written comments may be submitted to the City Council electronically via email to [cityclerk@coachella.org](mailto:cityclerk@coachella.org). Transmittal **prior to the start** of the meeting is required. All written comments received will be forwarded to the City Council and entered into the record.
  - If you wish, you may leave a message at (760) 262-6240 before 5:30 p.m. on the day of the meeting.
- The **live stream** of the meeting may be **viewed online** by accessing the city's website at [www.coachella.org](http://www.coachella.org), and clicking on the "**Watch Council Meetings**" tab located on the home page, and then clicking on the "live" button.

**CALL TO ORDER: - 5:00 P.M.**

Mayor Pro Tem Virgen called the City Council Closed Session and Regular Meeting of the City of Coachella to order at 5:00 p.m.

**ROLL CALL:**

Present: Councilmember Dr. Figueroa, Councilmember Galarza, and Mayor Pro Tem Virgen  
City Clerk Zepeda, and City Treasurer Aviles via Zoom

Absent: Councilman Delgado (arrived at 5:43 pm) and Galarza (arrived at 5:33 pm)

**APPROVAL OF AGENDA:**

“At this time the Council/ Board/Corporation/Authority may announce any items being pulled from the agenda or continued to another date or request the moving of an item on the agenda”

City Attorney Carlos Campos requested the addition of a second closed session item, Anticipated Litigation, on an emergency basis.

Motion: To approve the agenda with the modification

Made by: Councilmember Dr. Figueroa

Seconded by: Mayor Pro Tem Virgen

Approved: 3-0, Unanimous roll call vote:

AYES: Councilmember Dr. Figueroa, Mayor Pro Tem Virgen, and Mayor Hernandez

NOES: None

ABSTAIN: None

ABSENT: Councilmember Delgado and Councilmember Galarza

**PUBLIC COMMENTS (CLOSED SESSION ITEMS):**

None

**ADJOURN TO CLOSED SESSION:**

1. CONFERENCE WITH REAL PROPERTY NEGOTIATORS  
Property: 50021 Cesar Chavez St. Coachella, CA 92236 / APN 768-163-013  
City Negotiator: City Manager and City Engineer  
Negotiating Parties: Madrona Real Estate LLC (SC Fuels)  
Under Negotiation: Price and Terms
  
2. CONFERENCE WITH LEGAL COUNSEL - ANTICIPATED LITIGATION  
Significant Exposure to Litigation, Pursuant to Government Code Section 54956.9  
One (1) Potential Case

Councilmember Galarza arrived to the Closed Session at 5:14 pm.

**RECONVENE REGULAR MEETING:**

The City Council reconvened into open session at 6:05 p.m.

**PLEDGE OF ALLEGIANCE:**

Friends from CVUSD led the Pledge of Allegiance

**CLOSED SESSION ANNOUNCEMENTS:**

Direction given; no reportable action taken.

**PROCLAMATIONS/PRESENTATIONS/DIRECTION:**

3. Lift to Rise 2024-26 Action Plan
  - 1) Alejandro Meza Aguilar
  - 2) Otilia Zavala
  - 3) Ana Vargas
  - 4) Ernie Regulin
  - 5) Azalia Gomez
  - 6) Jose Garduno
  - 7) Agustin Arreola
  - 8) Jaydon Rodriguez
  - 9) Norma Pozuelos
4. City of Coachella Fire Department Staffing Increases
5. Presentation on the 2024 - 2025 Annual Operating Budget

Councilmember Galarza stepped away at 6:50 pm and returned at 6:56 pm.

Councilmember Dr. Figueroa stepped away at 6:51 pm and returned at 6:52 pm.

Councilmember Delgado stepped away at 6:56 pm and returned at 6:58 pm.

Mayor Pro Tem Virgen stepped away at 6:58 pm and returned at 7:03 pm.

**WRITTEN COMMUNICATIONS:**

None.

**CONSENT CALENDAR:**

(It is recommended that Consent Items be acted upon simultaneously unless separate discussion and/or action is requested by a Council Member or member of the audience.)

Councilmember Dr. Figueroa stepped away at 8:05 pm and returned at 8:06 pm.

6. Regular Meeting Minutes of May 8, 2024, of the City of Coachella, Coachella Sanitary District, Coachella Fire Protection District, Coachella Financing Authority, Coachella Educational and Governmental Access Cable Corporation, Coachella Water Authority, Successor Agency to the Coachella Redevelopment Agency and Coachella Parks and Recreation Foundation
7. Voucher Listing- EFT's/Utility Billing Refunds/FY 2023-24 Expenditures as of June 12, 2024, \$6,730,605.50.
8. Establish the Appropriations Limits for Fiscal Year 2024-25
  - a) Adopt Resolution No. 2024-17 Establishing the Appropriations Limit for the City of Coachella for the Fiscal Year 2024-25;
  - b) Adopt Resolution No. SD-2024-01 Establishing the Appropriations Limit for the Coachella Sanitary District for the Fiscal Year 2024-25;
  - c) Adopt Resolution No. FD-2024-01 Establishing the Appropriations Limit for the Coachella Fire Protection District for the Fiscal Year 2024-25
9. Annual Investment Policy Update For Fiscal Year 2024-2025:
  - a) Resolution No. 2024-18, a Resolution of the City Council of the City of Coachella
  - b) Resolution No. WA-2024-01, a resolution of the Coachella Water Authority
  - c) Resolution No. SD-2024-02, a resolution of the Coachella Sanitary District
  - d) Resolution No. FD-2024-02, a resolution of the Coachella Fire Protection District
10. Adopt Ordinance No. 1210 (second reading) Change of Zone No. 24-01 Encanto Project part of a proposal to subdivide 19.2 acres into 111 single family lots with a minimum lot size of 4,500 square feet with seven single family residential production model homes located west of Van Buren Street, between Avenue 51 and Avenue 52, (Tentative Tract Map No 38429, Conditional Use Permit No. 376, Architectural Review No. 22-11, Environmental Assessment No. 22-04) APN 779-360-001; Applicant: Joseph Rivani, Global Investment and Development
11. Resolution No. 2024-23 Initiating Proceedings for the Levy and Collection of Assessments for Landscaping and Lighting District Maintenance District No. 1 through 40, Fiscal Year 2024/2025

12. Professional Service Agreement with Kimley-Horn to prepare a Local Road Safety Plan (LRSP) for the City of Coachella in an amount of \$60,000.00.
13. Authorization to file a Notice of Completion for Pavement Rehabilitation in Lewis Homes, Which is a Portion of Street Pavement Rehabilitation Phase 19, City Project No. ST-118
14. Amendment #2 to the Professional Service Agreement with Alta Planning + Design, Inc. in the amount of \$10,000, and Authorize Appropriation of \$10,000.00 from Fund 101 (General Fund) for Professional Engineering Services for the Connect Coachella Project, City Project ST-138
15. Authorize City Manager to approve Notice of Completion for City Project No. LL-03-021323, accept project as complete and direct City Clerk to record the Notice of Completion.
16. Award Amendment No. 3 to Construction Agreement with WGJ Enterprises Inc. (dba PCI) for the FY 2023-26 On-Call Striping Contract Project No. 083122 to Extend Their Term Through June 30, 2025 and Compensation to Increase by a not to Exceed Amount of \$125,000
17. Award Amendment No. 1 to Vintage Associates, Inc for Landscape Maintenance Services for Grapefruit Blvd Medians and Parkway Project No. 121421; Increasing Term of Agreement by One Year and Compensation by \$67,620
18. Authorize a Community-Based Grant to the Palm Springs Art Museum in the Amount of \$1,500 to Fund Transportation for their Family+ Program
19. Authorize a Community-Based Grant to the Read with Me Book Donation Program in the Amount of \$2,000 to Purchase and Distribute Books to Five Coachella Elementary Schools
20. Authorize a Community-Based Grant to Seiden-Juku in the Amount of \$1,000 to Help Fund Coachella Valley's First Annual Para-Karate Tournament
  1. Tamara Canedo spoke to this item.
21. Adopt Resolution 2024-20 Adopting a Pavement Management Report Dated May 2024
22. Authorize a Community-Based Grant to Desert Paws Sanctuary in the Amount of \$3,000 to Continue the Rescue, Rehabilitation and Rehoming of Abandoned Animals
23. Proposal to Prepare Technical Specifications and Bid Package for the Rehabilitation of Well #16; CIP W-54, for a Total Cost of \$68,982.00
24. Adopt Resolution 2024-21 Declaring its Intention to Setting a June 26, 2024 Public Hearing Date for Municipal Solid Waste Rates for Fiscal Year 2024/2025
25. Authorize the City Manager to Sign a Conditional Enforceable Loan Commitment Letter for 6th Street Seniors Chelsea Investment Corporation (CIC), LP, for the 53-Unit Affordable Senior Development Project Located on the Southside of 6th Street Between Tripoli Avenue and Date Avenue (APN # 778-113-001 and 778-113-002) in a Not-to-Exceed Amount of \$7,200,000
26. Approve the Water Supply Assessment for the Coachella Airport Business Park Project

27. Proposal to Perform Well Site Evaluation, Provide Final Recommendation and Prepare Technical Specifications and Bid Package for the Drilling, Construction and Development of Well #20; CIP W-46, for a Total Cost of \$50,600.00

28. Declare 2007 Fire Truck and 2004 Fire Truck surplus units - Authorize staff to publicly auction one unit to the highest bidder and donate the other unit to the City of Mexicali (Sisterhood City)

Motion: To approve the Consent Calendar

Made by: Councilmember Dr. Figueroa

Seconded by: Mayor Pro Tem Virgen

Approved: 5-0, Unanimous roll call vote:

AYES: Councilmember Dr. Figueroa, Councilmember Delgado, Councilmember Galarza, Mayor Pro Tem Virgen, and Mayor Hernandez

NOES: None

ABSTAIN: None

ABSENT: None

**NEW BUSINESS CALENDAR (LEGISLATIVE AND ADMINISTRATIVE):**

29. Adopt Resolution No. 2024-24 Approve American Rescue Plan Act Funds (ARPA) for the State and Local Fiscal Recovery Fund (SLFRF) Program for Coachella Promise Internship Program with the Coachella Valley Unified School District (CVUSD) in the amount of \$500,000.

Motion: To approve the Adoption of Resolution No. 2024-24 with amendment.

Made by: Councilmember Galarza

Seconded by: Councilmember Mayor Pro Tem Virgen

Approved: 5-0, Unanimous roll call vote:

AYES: Councilmember Dr. Figueroa, Councilmember Delgado, Councilmember Galarza, Mayor Pro Tem Virgen, and Mayor Hernandez

NOES: None

ABSTAIN: None

ABSENT: None

Councilmember Delgado stepped away at 8:14 pm and returned at 8:15 pm.

Mayor Pro Tem Virgen stepped away at 8:15 pm and returned at 8:17 pm.

30. City of Coachella Cannabis Business Program Update

31. Construction Contract with Jacobsson Engineering Construction Inc. in the amount of \$2,136,711.50 plus 10% contingency and appropriation of \$200,000.00 from Fund 101 (General Fund) for Construction of the Mesquite Water Consolidation Project Improvements, City Project No. W-32

Motion: To approve the Construction Contract with Jacobsson Engineering Construction Inc. in the amount of \$2,136,711.50 plus 10% contingency and appropriation of \$200,000.00 from Fund 101 (General Fund) for Construction of the Mesquite Water Consolidation Project Improvements, City Project No. W-32

Made by: Councilmember Galarza  
Seconded by: Mayor Hernandez  
Approved: 5-0, Unanimous roll call vote:

AYES: Councilmember Dr. Figueroa, Councilmember Delgado, Councilmember Galarza, Mayor Pro Tem Virgen, and Mayor Hernandez

NOES: None

ABSTAIN: None

ABSENT: None

32. Feasibility Study for Municipal Electric Service to the City's Development Area / Request for Proposals for a Public-Private Partnership for Implementation of the City's Municipal Electric Utility

- 1) David Schuman
- 2) Scott Baley

Motion: To approve the Feasibility Study for Municipal Electric Service to the City's Development Area / Request for Proposals for a Public-Private Partnership for Implementation of the City's Municipal Electric Utility

Made by: Mayor Hernandez  
Seconded by: Councilmember Dr. Figueroa  
Approved: 4-0, Unanimous roll call vote:

AYES: Councilmember Dr. Figueroa, Councilmember Delgado, Mayor Pro Tem Virgen, and Mayor Hernandez

NOES: None

ABSTAIN: None

ABSENT: Councilmember Galarza

33. Authorize the City Manager to Submit Grant Application to the State of California Department of Transportation for the Active Transportation Program - Cycle 7 in the Amount of \$22,333,904 for its "Connecting Coachella" Project

Motion: To Authorize the City Manager to Submit Grant Application to the State of California Department of Transportation for the Active Transportation Program - Cycle 7 in the Amount of \$22,333,904 for its "Connecting Coachella" Project

Made by: Mayor Pro Tem Virgen  
Seconded by: Mayor Hernandez  
Approved: 4-0, Unanimous roll call vote:

AYES: Councilmember Dr. Figueroa, Councilmember Delgado, Mayor Pro Tem Virgen, and Mayor Hernandez  
NOES: None  
ABSTAIN: None  
ABSENT: Councilmember Galarza

Councilmember Dr. Figueroa stepped away at 9:30 pm and returned at 9:33 pm.  
Mayor Hernandez stepped away at 9:31 pm and returned at 9:33 pm.  
Council member Galarza excused himself from the rest of the meeting at 9:34 pm, during item #32.  
Councilmember Dr. Figueroa stepped away at 9:55 pm and returned at 9:57 pm.  
Mayor Hernandez stepped away at 9:58 pm and returned at 10:00 pm.

**PUBLIC HEARING CALENDAR (QUASI-JUDICIAL):**

NONE

**PUBLIC COMMENTS (NON-AGENDA ITEMS):**

The public may address the City Council/Board/Corporation/ Authority on any item of interest to the public that is not on the agenda but is in the subject matter jurisdiction thereof. Please limit your comments to three (3) minutes.

None

**REPORTS AND REQUESTS:**

Council Comments/Report of Miscellaneous Committees.

City Manager's Comments.

**ADJOURNMENT:**

There being no further business to come before the City Council and the Agencies, Pro Tem Virgen adjourned the meeting at 10:26 p.m.

---

Angela Zepeda  
City Clerk



---

Bank : ewfb EFT FOR WELLS FARGO BANK -4

<u>Check #</u>	<u>Date</u>	<u>Vendor</u>	<u>Invoice</u>	<u>Inv Date</u>	<u>Description</u>	<u>Amount Paid</u>	<u>Check Total</u>
2068	5/14/2024	48066 US BANK	Sta 4/25/24	4/25/2024	ACC XXXX-XXXX-XXXX-0925,	27,545.75	27,545.75
Γ FOR WELLS FARGO BANK -SEPARATE CHECK:							27,545.75

1 checks in this report.

Grand Total All Checks: 27,545.75

Date: May 14, 2024



\_\_\_\_\_  
Controller: Ruben Ramirez



\_\_\_\_\_  
City Manager: Gabriel Martin

Bank : ewfb EFT FOR WELLS FARGO BANK -!

Check #	Date	Vendor	Invoice	Inv Date	Description	Amount Paid	Check Total
2069	6/12/2024	52366	ALTA LANGUAGE SERVICES, IIS721737	5/31/2024	MAY2024 SPANISH LISTENING	55.00	55.00
2070	6/12/2024	54859	AMAZON CAPITAL SERVICES, 1VFD-NFKQ-63	6/4/2024	3.5" HARD DISK DRIVES	1,568.75	
			1F44-FCNP-PY\	5/30/2024	STANDALONE HARD DRIVE C	264.88	
			1X3N-1QMX-P4	5/30/2024	8 PORT POE GIGABIT ETHER	253.80	
			1CNV-3FKH-YR	5/31/2024	ITOYA P-40 SPRINGPOST BIN	27.18	2,114.61
2071	6/12/2024	45929	BECK OIL, INC.	114862	5/15/2024	PE5/15 WATER DEPT FUEL	1,291.99
				114899	5/15/2024	PE5/15 SANITARY DEPT FUEL	1,031.02
				114889	5/15/2024	PE5/15 CODE ENF DEPT FUE	878.31
				114860	5/15/2024	PE5/15 STREETS DEPT FUEL	553.98
				114880	5/15/2024	PE5/15 VEHICLE MAINT DEPT	545.40
				114865	5/15/2024	PE5/15 PARKS DEPT FUEL	528.17
				114881	5/15/2024	PE5/15 SENIOR CNTR FUEL	376.04
				116531	5/31/2024	PE5/31 GRAFFITI DEPT FUEL	228.67
				114904	5/15/2024	PE5/15 BLDG MAINT DEPT FL	202.48
				114854	5/15/2024	PE5/15 ENG DEPT FUEL	198.57
				114856	5/15/2024	PE5/15 LLMD DEPT FUEL	184.72
				114905	5/15/2024	PE5/15 ADMIN DEPT FUEL	146.70
							6,166.05

Bank : ewfb EFT FOR WELLS FARGO BANK - (Continued)

Check #	Date	Vendor	Invoice	Inv Date	Description	Amount Paid	Check Total	
2072	6/12/2024	43462	BEST BEST & KRIEGER, LLP	996652	5/31/2024	PE4/30, #80237, GENERAL RE	35,832.60	
				996669	5/31/2024	PE4/30, #80237.00877, LA EN1	11,204.10	
				996667	5/31/2024	PE4/30, #80237.00868, TRAVE	8,577.90	
				996654	5/31/2024	PE4/30, #80237.00237, SPOTL	7,416.70	
				996659	5/31/2024	PE4/30, #80237.00810, LABOF	7,375.40	
				996653	5/31/2024	PE4/30, #80237.00232, 52156	6,681.69	
				996665	5/31/2024	PE4/30, #80237.00857, RENEV	6,169.20	
				996660	5/31/2024	PE4/30, #80237.00819, CODE	2,127.28	
				996657	5/31/2024	PE4/30, #80237.00445, DESEF	1,818.60	
				996666	5/31/2024	PE4/30, #80237.00866, KPC SI	1,773.00	
				996661	5/31/2024	PE4/30, #80237.00820, ENVIR	1,504.50	
				996656	5/31/2024	PE4/30, #80237.00444, CITY C	1,049.40	
				996670	5/31/2024	PE4/30, #80237.00881, AMAZC	897.00	
				996663	5/31/2024	PE4/30, #80237.00844, CHROI	826.80	
				996668	5/31/2024	PE4/30, #80237.00869, AFFOF	279.27	
				996658	5/31/2024	PE4/30, #80237.00451, COC V	142.60	
				996655	5/31/2024	PE4/30, #80237.00441, R. MOF	127.20	
				996664	5/31/2024	PE4/30, #80237.00851, GLEN I	127.20	
				996662	5/31/2024	PE4/30, #80237.00833, TELEC	95.40	94,025.84
2073	6/12/2024	43672	DESERT VALLEY SERVICES INC	637778	5/23/2024	CARPET EXTRACTION SOLU	143.12	
				637670	5/22/2024	PAIL SANITIZING 6QT	8.70	151.82
2074	6/12/2024	00207	GRAINGER INC	9131311392	5/24/2024	FLAMMABLE LIQUID SAFETY	1,341.24	1,341.24
2075	6/12/2024	53123	GRANICUS	185054	6/5/2024	CUSTOMIZATIONS	1,000.00	1,000.00
2076	6/12/2024	51892	HERC RENTALS, INC.	34553928-001	5/26/2024	4/26-5/26 MESSAGE BOARD F	2,093.80	
				34550252-001	5/25/2024	4/25-5/25 TRAILER TILT RNTL	705.60	2,799.40
2077	6/12/2024	00996	HOME DEPOT	8173245	5/28/2024	5-TIER HEAVY DUTY SHELF, I	352.00	
				8010822	5/28/2024	MAK 18V 2PK BATTERY, ETC	300.60	652.60
2078	6/12/2024	54912	MISSION ASSET FUND	SIN005115	6/1/2024	7TH- IMMIGRANT FAMILIES R	126,000.00	126,000.00
2079	6/12/2024	53552	QUENCH USA, INC.	INV07530074	6/1/2024	AC D347648, JUNE2024 RNTL	39.47	
				INV07548865	6/1/2024	AC D347651, JUNE2024 RNTL	39.47	78.94
2080	6/12/2024	32950	SAFETY-KLEEN SYSTEMS, IN	94391433	5/18/2024	5/16 SVC	304.75	304.75
2081	6/12/2024	55651	SEEK PERSONNEL STAFFING	001619	5/27/2024	WE 5/26: ESPINO+GUTIERRE	5,814.40	
				001634	6/3/2024	WE 6/2: ESPINO+PEREZ CIN1	3,735.20	9,549.60
2082	6/12/2024	50229	URBAN HABITAT	8960	5/31/2024	PE5/31 LNDSCPE & PARK IMF	3,762.00	3,762.00

Bank : ewfb EFT FOR WELLS FARGO BANK - (Continued)

Check #	Date	Vendor	Invoice	Inv Date	Description	Amount Paid	Check Total
2083	6/12/2024	55817	VESTIS SERVICES, LLC	MAY2024	5/31/2024	PE5/31, CUST #792282344/45,	3,986.79
				MAY2024 SAN	5/31/2024	PE5/31, CUST #792282347, UI	1,599.62
				MAY2024 CC	5/31/2024	PE5/31, CUST #792567364, M,	942.30
				MAY2024 GRFT	5/31/2024	PE5/31, CUST #6136434, UNIF	60.10
2084	6/12/2024	50629	VINTAGE ASSOCIATES, INC	232721	4/23/2024	RPLC'D PLANTS/TREES @ CI	3,686.00
				232378	3/20/2024	RPLC'D DG W/ STABILIZER @	3,425.00
				232377	3/20/2024	RPLC'D PLANTS @ ETHEREA	806.00
				232848	4/30/2024	INSTLL'D 1" VALVES @ VETEI	340.00
				232850	4/30/2024	RE-STAKE TREES @ AVE 53	320.00
							8,577.00
2085	6/12/2024	51697	WESTERN WATER WORKS SI	1409104-00	5/8/2024	BRZ NIPPLE	14.57
2086	6/12/2024	54272	WILLDAN	002-31845	6/3/2024	MAY2024 BLDG AND SAFETY	23,012.50
2087	6/12/2024	54894	WILLIAMS SCOTSMAN, INC.	9019653968	12/11/2023	11/28-12/27 MODULAR 64X24	30,126.32
2088	6/12/2024	54671	WILMINGTON TRUST N. A.	July 2024	5/28/2024	JL2024 PENSION OBLIGATION	1,248,761.00
							1,248,761.00
						<b>Γ FOR WELLS FARGO BANK -SEPARATE CHECK:</b>	<b>1,565,082.05</b>



Bank : wfb WELLS FARGO BANK

Check #	Date	Vendor	Invoice	Inv Date	Description	Amount Paid	Check Total	
119738	6/12/2024	55541	ALL DOOR TECH	2293	5/21/2024	5/15 SVC CALL- FIRE STATIOI	1,275.00	1,275.00
119739	6/12/2024	54546	ALL STATE INC	24-0514-6584	5/14/2024	5/14 TOWING: CIVIC CENTER	125.00	
				24-0521-6642	5/21/2024	5/21 TOWING: TYLER ST/AVE	125.00	250.00
119740	6/12/2024	55594	ALLIED PAVING CO.	03-1106-03	5/2/2024	PE4/30 ST PAVEMENT REHAE	101,309.90	101,309.90
119741	6/12/2024	01819	BOB WILLIAMS NURSERY, INC	164609/1	5/22/2024	CAESALPINIA PULCH 5GAL, E	357.87	357.87
119742	6/12/2024	54844	CARNITASBOY	003	6/6/2024	6/8 OPERATION SPLASH @ B	1,215.00	1,215.00
119743	6/12/2024	02048	CDW GOVERNMENT, INC.	RP53355	6/3/2024	DELL ACTIVE PEN	34.39	34.39
119744	6/12/2024	55086	CEJA, GABRIEL	Scholarship	6/5/2024	2024 CYBSA SCHOLARSHIP-	100.00	100.00
119745	6/12/2024	55591	CICCS TRUST	2024-6	6/4/2024	JUNE2024 CICCS TRUST EAF	171.90	171.90
119746	6/12/2024	53220	COACHELLA ACE HARDWARE	7213/1	5/28/2024	TOILET REPAIR KIT, ETC	103.28	
				7168/1	5/20/2024	RED GRNT HMR BIT, ETC	100.02	
				7182/1	5/22/2024	15PC SAE TAP AND DIE SET,	97.28	
				7166/1	5/20/2024	BEVERAGE COOLER 1GAL, A	66.29	
				7201/1	5/25/2024	TANK SPRAYER ORTHO 1G	34.79	
				7130/1	5/7/2024	KEY RING ID, CD 1IN SPLIT K	32.32	
				7207/1	5/28/2024	QUIET TIP EAR PLUGS, ETC	28.78	
				7183/1	5/22/2024	ACE ICEMAKER KIT, ETC	26.08	
				7163/1	5/18/2024	GARDEN SPRAYER 1GAL	22.82	
				7180/1	5/21/2024	PTR TAPE GRN, LIGHTER UT	22.80	534.46
119747	6/12/2024	01089	DESERT ELECTRIC SUPPLY	S3201247.002	5/15/2024	LED PANEL LIGHT FIXTURE	933.73	
				S3201247.001	5/14/2024	LED PANEL LIGHT FIXTURE, I	581.98	1,515.71
119748	6/12/2024	47952	DESERT LIVE SCAN	4297	5/28/2024	MAY2024 EMPLOYEE FINGER	174.00	174.00
119749	6/12/2024	53007	DESERT PROMOTIONAL &	98449	5/13/2024	BACKPACKS W/ EMBROIDER	157.69	157.69
119750	6/12/2024	54644	DIGITAL PALM SPRINGS	749901-1	5/31/2024	5/3-24 YOUTUBE ADS: MOVIE	2,000.00	2,000.00
119751	6/12/2024	55021	E E SYSTEMS GROUP, INC.	CC053024	5/30/2024	DUAL HEAD SUPER PWR SOI	1,000.00	1,000.00
119752	6/12/2024	53880	EBERHARD EQUIPMENT NO.	223056	5/21/2024	DIAPHRAGM	159.42	159.42
119753	6/12/2024	52568	EGAN CIVIL, INC.	22398	6/4/2024	PE6/4 AVE 53 TOT LOT	3,503.13	3,503.13
119754	6/12/2024	54924	EL TRANVIA RESTAURANT	11	5/8/2024	MOTHER'S DAY EVENT	1,737.83	1,737.83
119755	6/12/2024	55819	FERRELLGAS	1126114736	3/4/2024	MAR2024 TANK RENTAL @ 13	373.35	373.35
119756	6/12/2024	51494	GARDA CL WEST, INC.	10782437	6/1/2024	JUNE2024 CASHLINK MAINT	1,558.94	
				10782431	6/1/2024	JUNE2024 ARMORED TRANS	1,254.78	2,813.72
119757	6/12/2024	20450	IMPERIAL IRRIGATION DISTRI	50035560-MY24	5/31/2024	AC50035560, 4/30-5/29, ST LIC	28,710.56	
				50408460-MY24	5/31/2024	AC50408460, 4/30-5/29, WELL	18,212.00	
				50784350-AP/M'	5/15/2024	AC50784350, 4/11-5/13	159.71	47,082.27

Bank : wfb WELLS FARGO BANK (Continued)

Check #	Date	Vendor	Invoice	Inv Date	Description	Amount Paid	Check Total	
119758	6/12/2024	45108	IMPERIAL SPRINKLER SUPPL	0015680507-001	5/21/2024	RB 8005 ROTOR PC/FC	835.33	
				0015682034-001	5/20/2024	CORONA TRENCH SHOVEL, F	114.26	
				0014786082-001	3/28/2024	RB QCV 2PC	105.76	
				0015682104-001	5/20/2024	SIMPLOT 21-0-0 AMMONIUM :	80.37	1,135.72
119759	6/12/2024	53801	INFOSEND, INC.	263193	5/31/2024	MAY2024 UTILITY BILLING SV	5,040.51	5,040.51
119760	6/12/2024	51895	J.L. ENDICOTT, INC.	10280	5/28/2024	INSTLL'D ENGRAVED TILES @	261.86	261.86
119761	6/12/2024	52906	JOHNSON CONTROLS SECUF	40160213	5/11/2024	6/1-8/31 ALARM @ 1516 6TH S	1,702.22	1,702.22
119762	6/12/2024	53151	KLOB-FM	749910-1	5/26/2024	5/1-24 AD SPOT: MOVIES IN T	1,000.00	1,000.00
119763	6/12/2024	47328	KONICA MINOLTA	44888399	5/31/2024	C550I, 1515 6TH ST, MAY 202	641.01	641.01
119764	6/12/2024	44767	KUNA FM	687346-1	5/31/2024	5/1-24 AD SPOT: MOVIES IN T	1,000.00	1,000.00
119765	6/12/2024	45051	LAMAR OF PALM SPRINGS	115937567	5/13/2024	5/13-6/9 POSTER ADVERTISIM	1,273.00	
				115937564	5/13/2024	5/13-6/9 POSTER ADVERTISIM	845.45	2,118.45
119766	6/12/2024	24600	LOPES HARDWARE	740	5/28/2024	CHAIN & PADLOCKS	189.03	
				716	5/13/2024	BROOM & GLASS CLEANER	33.68	222.71
119767	6/12/2024	55846	LOZANO, ALEJANDRA	Refund	6/3/2024	DEPOSIT REFUND- 6/1 LIBRA	300.00	300.00
119768	6/12/2024	53188	LUA, MARIA I.	Scholarship	6/4/2024	2024 CYBSA SCHOLARSHIP-	50.00	50.00
119769	6/12/2024	55842	MIG, INC.	0086350	5/24/2024	PE4/30 ADA SELF-EVALUATIC	9,391.80	9,391.80
119770	6/12/2024	55686	NORM'S REFRIGERATION & IC	201019613-00	5/17/2024	ICE MAKER, CUBE STYLE (IC	6,011.55	6,011.55
119771	6/12/2024	47192	O'REILLY AUTO PARTS	2855-276144	5/21/2024	FLOOR DRY	808.43	808.43
119772	6/12/2024	52650	PALMS TO PINES PRINTING A	0517COCMFA-F	6/3/2024	MINI HANDHELD MIST FAN	3,451.70	
				0514COCF5-FA	6/3/2024	RUBBER FLOATING FLYER S,	2,519.27	5,970.97
119773	6/12/2024	55568	PENALBER, PERLA	Refund	6/3/2024	DEPOSIT REFUND- 6/2 LIBRA	300.00	300.00
119774	6/12/2024	02028	PETE'S ROAD SERVICE, INC.	24-0756590-00	5/17/2024	SVC CALL: DISMOUNT/MOUN	540.23	540.23
119775	6/12/2024	42433	POOL & ELECTRICAL PRODU	0015757128-001	5/23/2024	KOOLGRIP ROYAL BLUE HAN	192.20	192.20
119776	6/12/2024	42759	PROPER SOLUTIONS, INC.	15974	5/24/2024	WE 5/24: BECERRA+CARTER	2,303.40	
				15975	5/24/2024	WE 5/24: N. NOVOA	1,535.60	3,839.00
119777	6/12/2024	42443	RDO EQUIPMENT CO.	P0334145	5/21/2024	CUTTING ED & BOLT	350.87	350.87
119778	6/12/2024	54500	RELIABLE TRANSLATIONS CC	27919	5/21/2024	5/21 PARK & REC MTG SVCS	147.00	
				27911	5/20/2024	5/20 DOCUMENT TRANSLATI	75.00	222.00
119779	6/12/2024	44161	ROBERT HALF	63663754	6/3/2024	WE 5/31: M. MAGANA	1,324.80	
				63663733	6/3/2024	WE 5/31: R. MATIENZO	1,280.64	2,605.44
119780	6/12/2024	47658	RUIZVA L. PEST CONTROL	142	5/13/2024	MAY2024 SVCS @ FIRE STAT	95.00	95.00
119781	6/12/2024	55687	SG ELECTRICAL INC.	1077	5/22/2024	ELECTRICAL RPRS @ CORP	1,955.00	1,955.00
119782	6/12/2024	55790	SILVERADO TOWING	3371	4/12/2024	4/12 TOWING- AVE 48/VAN BL	1,300.00	
				3424	5/28/2024	5/28 TOWING- 1508 1ST ST T	150.00	1,450.00



Bank : wfb WELLS FARGO BANK (Continued)

Check #	Date	Vendor	Invoice	Inv Date	Description	Amount Paid	Check Total
119783	6/12/2024	35450	SOCALGAS	1377 6th-MY24	5/23/2024	AC 012 623 3791 6, 4/22-5/21	90.41
				1540 7th-MY24	5/23/2024	AC 008 423 3900 4, 4/22-5/21	64.21
				87075Av54-MY2	5/23/2024	AC 123 573 5834 5, 4/22-5/21	58.60
				1515 6th-MY24	5/23/2024	AC 031 523 3700 6, 4/22-5/21	20.34
				1500 6th-MY24	5/23/2024	AC 020 678 1257 4, 4/22-5/21	15.05
				BagPool-MY24	5/23/2024	AC 069 323 6500 7, 4/22-5/21	14.36
				84626Bag-MY24	5/23/2024	AC 153 323 6215 9, 4/22-5/21	14.30
							277.27
119784	6/12/2024	55847	SOLIS, BERENICE	Refund	6/3/2024	DEPOSIT REFUND- 6/1 COMM	300.00
119785	6/12/2024	54620	SOUTHWEST PROTECTIVE S	12478	2/1/2024	JAN2024 SECURITY SVCS @	8,007.60
				12479	2/1/2024	JAN2024 PATROL SVCS @ BL	7,912.80
				12558	3/1/2024	FEB2024 SECURITY SVCS @	7,429.80
				12559	3/1/2024	FEB2024 PATROL SVCS @ BL	7,085.28
				12557	3/1/2024	FEB2024 PATROL SVCS @ LL	5,191.80
				12477	2/1/2024	JAN2024 PATROL SVCS @ LL	5,049.80
				12476	2/1/2024	JAN2024 SECURITY SVCS @	4,360.32
				12556	3/1/2024	FEB2024 SECURITY SVCS @	4,304.16
							49,341.56
119786	6/12/2024	55590	STANDARD INSURANCE COM	June2024	5/20/2024	JUNE2024 LIFE/AD&D/STD/LT	6,436.86
				June2024	5/20/2024	JUNE2024 LIFE/AD&D PREMI	613.40
							7,050.26
119787	6/12/2024	55590	STANDARD INSURANCE COM	May2024	5/15/2024	MAY2024 DENTAL PPO PREM	4,834.95
				May2024	5/15/2024	MAY2024 VISION PREMIUM #	1,514.15
				May2024	5/15/2024	MAY2024 DENTAL HMO PREM	1,273.17
				May2024	5/20/2024	MAY2024 COBRA PREMIUM #	34.60
							7,656.87
119788	6/12/2024	00102	SUNLINE TRANSIT AGENCY	INV07808	4/30/2024	APR2024 CNG FUEL	608.75
119789	6/12/2024	52855	TACOS LOS CHUBBY'S	INV1023	6/10/2024	6/13 FATHER'S DAY CATERIN	1,800.00
119790	6/12/2024	38250	TOPS N BARRICADES	1106958	5/17/2024	4/25-5/17 CHNGBLE MSG SIG	3,580.00
				1107020	5/21/2024	CAR STOP 4' & PINS	30.45
				1107024	5/21/2024	MESH CLASS II LIME W/ ORG	18.76
							3,629.21
119791	6/12/2024	55139	TORRES COMMERCIAL PLUM	1629	5/17/2024	INSTLL'D FILTER CANISTERS	2,300.00
119792	6/12/2024	44978	TRI-STATE MATERIALS, INC.	112134	5/15/2024	4"-8" CRESTA RUBBLE	9,342.30
							9,342.30
119793	6/12/2024	39640	VALLEY LOCK & SAFE	188070	5/16/2024	RPR'D DOORS @ CORP YARI	492.00
				187267	5/26/2024	RPR'D DOOR @ LIBRARY	200.00
							692.00
119794	6/12/2024	44203	WEST COAST SAND & GRAVE	726077	5/9/2024	CLASS 2 AGGREGATE BASE	1,903.29
119795	6/12/2024	54464	WHITE CAP, L.P.	50026626007	5/13/2024	LIME CL2 SAFETY VEST	16.04
							16.04
119796	6/12/2024	48971	XPRESS GRAPHICS & PRINTI	24-62382	5/15/2024	VETERAN POLE BANNERS	147.47
							147.47
119797	6/12/2024	53174	ZAMBELLI FIREWORKS	520421	5/20/2024	DEPOSIT- 4TH OF JULY FIRE	25,000.00
							25,000.00



---


**Sub total for WELLS FARGO BANK:** 323,035.63

---


80 checks in this report.

Grand Total All Checks: 1,888,117.68

Date: **June 12, 2024**



\_\_\_\_\_  
Controller: Ruben Ramirez



\_\_\_\_\_  
City Manager: Gabriel Martin

Bank : wfb WELLS FARGO BANK

Check #	Date	Vendor	Invoice	Inv Date	Description	Amount Paid	Check Total	
119798	6/19/2024	55849	ACEVES, ELIZABETH	Ref000243927	6/17/2024	UB Refund Cst #00037200	67.15	67.15
119799	6/19/2024	55856	ACOSTA, ADA	Ref000243934	6/17/2024	UB Refund Cst #00057548	73.24	73.24
119800	6/19/2024	55850	BERON, JENNIFER	Ref000243928	6/17/2024	UB Refund Cst #00053870	72.05	72.05
119801	6/19/2024	55851	CEJA, VERONICA	Ref000243929	6/17/2024	UB Refund Cst #00053923	88.10	88.10
119802	6/19/2024	55725	CONTRERAS, JESUS	Ref000242041	3/27/2024	UB Refund Cst #00000243 On ,	1,278.79	1,278.79
119803	6/19/2024	55852	COTA QUINONEZ, ELIZABETH	Ref000243930	6/17/2024	UB Refund Cst #00056538	53.41	53.41
119804	6/19/2024	55853	LOPEZ, KARLA	Ref000243931	6/17/2024	UB Refund Cst #00056843	44.46	44.46
119805	6/19/2024	55806	OSORIO, MARCO	Ref000243163	5/15/2024	UB Refund Cst #00058196	44.48	44.48
119806	6/19/2024	55854	PULTE GROUP	Ref000243932	6/17/2024	UB Refund Cst #00057514	15.19	15.19
119807	6/19/2024	55855	PULTE GROUP	Ref000243933	6/17/2024	UB Refund Cst #00057521	14.71	14.71
119808	6/19/2024	55858	REPUBLIC PAVEMENT MAINTI	Ref000243936	6/17/2024	UB Refund Cst #00058307	843.86	843.86
119809	6/19/2024	55857	SANCHEZ, MARY ANNE	Ref000243935	6/17/2024	UB Refund Cst #00058284	67.61	67.61
<b>Sub total for WELLS FARGO BANK:</b>								<b>2,663.05</b>

---

12 checks in this report.

Grand Total All Checks: 2,663.05

Date: **June 19, 2024**

  
\_\_\_\_\_  
Controller: Ruben Ramirez

  
\_\_\_\_\_  
City Manager: Gabriel Martin

Bank : ewfb EFT FOR WELLS FARGO BANK -I

Check #	Date	Vendor	Invoice	Inv Date	Description	Amount Paid	Check Total
2089	6/19/2024	54859	AMAZON CAPITAL SERVICES, 1P3P-WQ9W-6v	6/10/2024	PURELL ADVANCED HAND S/	203.00	203.00
2090	6/19/2024	49989	ANDREAS LLC	87369	5/8/2024 BUSINESS CARDS: L. DIAZ	139.17	139.17
2091	6/19/2024	49486	BRC CONSTRUCTION	202410181	5/28/2024 3/4" METER REPLACEMENT (	9,690.00	9,690.00
2092	6/19/2024	43862	BRENNTAG PACIFIC, INC	BPI434862	6/4/2024 CHEMCHLOR SODIUM HYPO	5,495.16	5,495.16
2093	6/19/2024	00749	COUNTY OF RIVERSIDE	SH0000045825	6/6/2024 4/4-5/1 LAW ENFORCEMENT	845,611.79	
				SH0000045826	6/6/2024 4/4-5/1 LAW ENFORCEMENT	6,217.44	851,829.23
2094	6/19/2024	44036	DE LAGE LANDEN PUBLIC	82752780	6/11/2024 ACC #1338330, COLOR COPIE	216.41	216.41
2095	6/19/2024	43672	DESERT VALLEY SERVICES I	638013	5/28/2024 NITRILE GLOVES	85.92	85.92
2096	6/19/2024	54791	HYDROPRO SOLUTIONS, INC	0002724-IN	5/2/2024 3/4" BL 4G BB CF-UTG (200)	56,850.00	56,850.00
2097	6/19/2024	49479	POLYDYNE INC.	1837588	5/30/2024 CLARIFLOC WE-1238	4,400.95	4,400.95
2098	6/19/2024	55651	SEEK PERSONNEL STAFFING	001653	6/10/2024 WE 6/9: I. HERNANDEZ	1,821.60	
				001635	6/3/2024 WE 6/2: I. HERNANDEZ	1,766.40	3,588.00
2099	6/19/2024	48436	UNIVAR SOLUTIONS USA INC.	52121203	5/22/2024 SODIUM BISULFITE	7,818.01	
				52106125	5/20/2024 SODIUM HYPOCHLORITE	4,906.54	
				52122046	5/24/2024 SODIUM HYPOCHLORITE	832.05	
				52122047	5/24/2024 SODIUM HYPOCHLORITE	572.93	14,129.53
2100	6/19/2024	51697	WESTERN WATER WORKS SI	1409291-00	5/30/2024 2-1/2 DI HYD 6H DI CAPS 1-1/	4,169.90	
				1409228-00	5/22/2024 2-1/2 DI HYD 6H DI CAPS 1-1/	4,122.72	
				1409086-01	5/30/2024 2" F/C REPAIR CLAMP, ETC	1,222.71	
				1409220-00	5/30/2024 10" X 6-1/8" FLANGE X FLANG	1,064.49	
				1408642-00	3/21/2024 APPLIED CREDIT INV #14069	566.08	
				1408859-00	5/17/2024 1-1/2" COMP CPLG CTS GSKT	129.42	
				1409102-00	5/17/2024 4-1/2 CONC METER BOX & PA	111.90	
				1409228-01	5/30/2024 SS BOLT W/ BLUE NUT SET	102.44	
				1408532-00	5/17/2024 1" CTS PE INSTA-TITE GRIPP	79.61	
				1409246-00	5/30/2024 2-1/2" HYDRANT CAP GSKT	65.25	
				1407135-06	5/17/2024 PIPE REMOVAL TOOL	42.42	
				1409104-01	5/17/2024 BRZ NIPPLE	23.50	
				1408384-02	5/17/2024 BRZ NIPPLE	18.27	11,718.71
<b>I FOR WELLS FARGO BANK -SEPARATE CHECK:</b>							<b>958,346.08</b>

Bank : wfb WELLS FARGO BANK

Check #	Date	Vendor	Invoice	Inv Date	Description	Amount Paid	Check Total	
119810	6/19/2024	44451	CALIFORNIA BUILDING OFFIC17583	6/6/2024	WEBINAR- PT GUIDE TO PV:	160.00	160.00	
119811	6/19/2024	53220	COACHELLA ACE HARDWARE6971/1	4/2/2024	DW WIRE CUP KNTD 4", ETC	181.06	181.06	
119812	6/19/2024	55848	COMPASS LAW GROUP PS IN2203	5/23/2024	FEB/MAY 2024 SVCS: J. GONZ	5,334.40	5,334.40	
119813	6/19/2024	52375	CORE & MAIN LP	U962470	5/24/2024	1X6 REP CLP FULL CIRCLE 1.	1,482.65	
				U982876	5/30/2024	INSTA-TITE IPS CPLG, ETC	940.76	
				INV0007352	5/16/2024	INDIVIDUALLY CLBRTD LIQUI	348.35	2,771.76
119814	6/19/2024	09650	CVAG	CV24241-24	6/10/2024	PE3/30 ATP- ARTS AND MUSI	3,442.19	
				CV24252-24	6/11/2024	APR2024 ATP- ARTS AND MU	1,463.48	
				CV24245-24	6/10/2024	PE4/27 ATP- ARTS AND MUSI	1,035.56	5,941.23
119815	6/19/2024	09950	CVWD	May 2024	6/1/2024	CN 332543, MAY2024 WELL R	52,937.77	52,937.77
119816	6/19/2024	02115	CWEA	RH-6/30/24	6/5/2024	6/30 CERT RNWL CSM4: R. HI	113.00	113.00
119817	6/19/2024	54790	DALKE & SONS CONSTRUCTI17		5/31/2024	PE5/31 FIRE STATION REHAB	23,533.28	23,533.28
119818	6/19/2024	49859	DEAZTLAN CONSULTING, LLCCWASD2024		6/3/2024	2023 CONSUMER CONFIDEN	5,750.00	5,750.00
119819	6/19/2024	54135	DEL VALLE INFORMADOR INC2024-90		6/12/2024	6/27 AD: 4TH OF JULY CELEB	500.00	500.00
119820	6/19/2024	13300	DESERT FIRE EXTINGUISHER12481764		5/15/2024	5/15 FIRE EXT ANNUAL MAIN	667.22	667.22
119821	6/19/2024	53007	DESERT PROMOTIONAL & 99005		6/12/2024	COACHELLA PROMISE POLO	4,322.70	4,322.70
119822	6/19/2024	14700	E. S. BABCOCK & SONS, INC.	CE40864-0076D	5/16/2024	APR2024 LAB SAMPLES FOR	4,173.36	
				CE40863-0076V	5/16/2024	MAR-APR2024 LAB SAMPLES	3,973.45	
				CE40865-0076D	5/16/2024	FEB2024 LAB SAMPLES FOR	3,100.00	11,246.81
119823	6/19/2024	55660	GANNETT CALIFORNIA LOCAI0006471252		5/31/2024	MAY2024 PUBLISHED ADS	3,676.38	3,676.38
119824	6/19/2024	51494	GARDA CL WEST, INC.	20606297	5/31/2024	MAY2024 EXCESS ITEMS/PRE	93.50	93.50
119825	6/19/2024	55221	GOLD COAST ENVIRONMENT13929		1/30/2024	INSTLL'D FLOW MTR/TRANSI	4,152.50	4,152.50
119826	6/19/2024	54740	HEPTAGON SEVEN CONSULT20240406		4/18/2024	PE4/18 EXTENSION OF WATE	11,835.00	11,835.00
119827	6/19/2024	55303	IDS GROUP, INC.	23X047.00-8	5/31/2024	PE5/31 LIBRARY ANNEX SVC:	3,723.50	3,723.50



Bank : wfb WELLS FARGO BANK (Continued)

Check #	Date	Vendor	Invoice	Inv Date	Description	Amount Paid	Check Total
119828	6/19/2024	20450	IMPERIAL IRRIGATION DISTRI	50387122-MY24	6/6/2024	AC50387122, 5/3-6/3, SEWER	46,455.57
				50035755-MY24	5/31/2024	AC50035755, 4/30-5/29, PUMP	9,432.41
				50705542-MY24	6/5/2024	AC50705542, 5/3-6/3, PERMIT	2,058.74
				50371785-MY24	5/31/2024	AC50371785, 4/30-5/29, LIFT S	1,006.86
				50509172-MY24	6/5/2024	AC50509172, 5/3-6/3, CORP Y,	607.84
				50705544-MY24	6/5/2024	AC50705544, 5/3-6/3, PERMIT	232.94
				50522793-AP/M	5/31/2024	AC50522793, 4/30-5/29, SCAD	133.54
				50459796-MY24	5/31/2024	AC50459796, 4/30-5/29	73.80
				50434217-MY24	5/31/2024	AC50434217, 4/30-5/29	56.69
				50217597-MY24	6/5/2024	AC50217597, 5/3-6/3	52.45
				50459795-MY24	5/31/2024	AC50459795, 4/30-5/29	51.14
				50035836-MY24	6/5/2024	AC50035836, 5/3-6/3, WELL #1	48.63
				50459819-MY24	5/31/2024	AC50459819, 4/30-5/29	46.56
				50487676-MY24	6/5/2024	AC50487676, 5/3-6/3, LIFT ST/	15.43
							60,272.60
119829	6/19/2024	24600	LOPES HARDWARE	619	5/28/2024	PADLOCKS, HITCH LOCK, KE	599.13
							599.13
119830	6/19/2024	25900	MEREDITH & SIMPSON CONS	240574	5/31/2024	TRBLSHT/RPR PUMP AND LIC	413.05
							413.05
119831	6/19/2024	01882	NORTHERN TOOL & EQUIPME	53643674	5/22/2024	ABRASIVE BLASTER 50LB, KL	393.68
							393.68
119832	6/19/2024	47192	O'REILLY AUTO PARTS	2855-189081	8/21/2023	TOGGLE SWITCH	21.73
				2855-188346	8/19/2023	TOGGLE SWITCH & DISCONN	17.60
							39.33
119833	6/19/2024	01736	PALM SPRINGS PUMP, INC.	24-5289	5/16/2024	INSTLL'D 200HP INVERTER D	37,812.00
							37,812.00
119834	6/19/2024	55376	PHPE SERVICES	2024-144-01	5/23/2024	MOD LOGIC FOR PUMP P220	1,837.50
							1,837.50
119835	6/19/2024	42433	POOL & ELECTRICAL PRODU	0012377180-001	8/23/2023	HAZMAT 10LB FIRST CHOICE	391.44
							391.44
119836	6/19/2024	42759	PROPER SOLUTIONS, INC.	16014	6/7/2024	WE 6/7: BECERRA+CARTER	3,052.01
				15994	5/31/2024	WE 5/31: BECERRA+CARTER	2,303.40
				16015	6/7/2024	WE 6/7: B. AGUIRRE	1,516.41
							6,871.82
119837	6/19/2024	52306	QUINN COMPANY	28059001	5/21/2024	4/24-5/22 SKID STEER & 24" C	10,389.46
							10,389.46
119838	6/19/2024	54500	RELIABLE TRANSLATIONS CC	28031	6/5/2024	6/5 PLANNING COMM MTG S	392.00
				28070	6/10/2024	6/10 DOCUMENT TRANSLATI	242.72
							634.72
119839	6/19/2024	44161	ROBERT HALF	63705310	6/11/2024	WE 6/7: M. MAGANA	1,766.40
							1,766.40
119840	6/19/2024	02296	RYCO TOWING INC.	33191	1/22/2024	1/22 TOWING: 85255 DAMASC	277.50
							277.50
119841	6/19/2024	55790	SILVERADO TOWING	3468	6/4/2024	6/4 TOWING- 84765 AVE 50 T	150.00
							150.00
119842	6/19/2024	47319	SPARKLETTS	9467308 052424	5/24/2024	APR-MAY2024 WATER @ SAN	391.24
							391.24
119843	6/19/2024	54550	TBU INC.	50086	5/22/2024	5/20 EMRGNCY FIRE HYDRA	8,354.55
							8,354.55
119844	6/19/2024	50586	THE RETAIL COACH, LLC	5286	6/10/2024	SITE PACKAGES AND DATA U	5,000.00
							5,000.00
119845	6/19/2024	51093	T-MOBILE USA, INC.	9569349791	5/28/2024	4/1-5/10 TIMING ADVANCE	50.00
							50.00

Bank : wfb WELLS FARGO BANK (Continued)

Check #	Date	Vendor	Invoice	Inv Date	Description	Amount Paid	Check Total	
119846	6/19/2024	43751	USA BLUEBOOK	INV00368627	5/16/2024	HACH DR300 CHLORINE, ETC	989.28	
				INV00357163	5/6/2024	HACH FREE CHLORINE SWIF	376.06	
				INV00371441	5/21/2024	32" RUBBER HIP BOOTS	260.90	
				INV00375630	5/24/2024	CAST PROTECTOR FOR WAT	212.48	
				INV00377797	5/28/2024	STAINLESS STEEL BARREL L	98.36	
							1,937.08	
119847	6/19/2024	55669	VEGA, ABRAHAM	Edu Reimb	6/12/2024	AWWA DRKNG WTR RGLTNS	300.00	300.00
119848	6/19/2024	44966	VERIZON WIRELESS	9965507587	6/1/2024	AC371867190-00001, 5/2-6/1	5,388.99	
				9965507588	6/1/2024	AC371867190-00002, 5/2-6/1	344.27	
							5,733.26	
119849	6/19/2024	44775	VISTA PAINT CORPORATION	2024-492272-00	6/10/2024	NITRILE GLOVES, 2G BUCKE	214.62	214.62
<b>Sub total for WELLS FARGO BANK:</b>							<b>280,769.49</b>	




---

52 checks in this report.

Grand Total All Checks: 1,239,115.57

Date: June 19, 2024

  
\_\_\_\_\_  
Controller: Ruben Ramirez

  
\_\_\_\_\_  
City Manager: Gabriel Martin

apChkLst  
06/25/2024 12:14:16PM

Check List  
City of Coachella

Bank : ewfb EFT FOR WELLS FARGO BANK -


<u>Check #</u>	<u>Date</u>	<u>Vendor</u>	<u>Invoice</u>	<u>Inv Date</u>	<u>Description</u>	<u>Amount Paid</u>	<u>Check Total</u>
2101	6/20/2024	54433	WEX ENTERPRISE EXXONMC97196280	5/23/2024	ACC 0496-00-726338-7, 4/24-5	3,688.95	3,688.95
<b>T FOR WELLS FARGO BANK -SEPARATE CHECK:</b>							3,688.95

---


1 checks in this report.

Grand Total All Checks: 3,688.95

Date: **June 20, 2024**



\_\_\_\_\_  
Controller: Ruben Ramirez



\_\_\_\_\_  
City Manager: Gabriel Martin

Bank : ewfb EFT FOR WELLS FARGO BANK -

Check #	Date	Vendor	Invoice	Inv Date	Description	Amount Paid	Check Total	
2102	6/26/2024	48014	ALBERT A. WEBB ASSOCIATE ARIV0003996	5/25/2024	PE5/25 SVCS: CENTRAL PARI	93,966.45	93,966.45	
2103	6/26/2024	54859	AMAZON CAPITAL SERVICES, 1KHG-LYCY-6T	6/16/2024	BLACK SCOTCH SELF MATIN	274.37	274.37	
2104	6/26/2024	53291	ANGENIOUS ENGINEERING 19-07A-043	5/31/2024	PE5/31 AVE 50 BRIDGE	42,074.94		
			19-07B-039	5/31/2024	PE5/31 SR-86/AVE 50 INTERC	1,273.40	43,348.34	
2105	6/26/2024	45929	BECK OIL, INC.	116470	5/31/2024	PE5/31 WATER DEPT FUEL	1,072.98	
				116504	5/31/2024	PE5/31 SANITARY DEPT FUEL	939.49	
				116493	5/31/2024	PE5/31 CODE ENF DEPT FUE	817.85	
				116468	5/31/2024	PE5/31 STREETS DEPT FUEL	715.67	
				116484	5/31/2024	PE5/31 VEHICLE MAINT DEPT	585.34	
				116464	5/31/2024	PE5/31 LLMD DEPT FUEL	378.42	
				116485	5/31/2024	PE5/31 SENIOR CNTR FUEL	363.07	
				116473	5/31/2024	PE5/31 PARKS DEPT FUEL	328.96	
				118772	6/15/2024	PE6/15 GRAFFITI DEPT FUEL	191.97	
				116508	5/31/2024	PE5/31 ADMIN DEPT FUEL	161.11	
				116462	5/31/2024	PE5/31 ENG DEPT FUEL	94.14	5,649.00
2106	6/26/2024	43672	DESERT VALLEY SERVICES I1639759	6/18/2024	S/O TOWEL KITCHEN	52.08	52.08	
2107	6/26/2024	53799	ENTERPRISE FM TRUST FBN5046952	6/5/2024	JUNE2024 LEASE CHRGS (FC	25,665.04	25,665.04	
2108	6/26/2024	44713	FARMER BROTHERS CO. 95675678	5/24/2024	COFFEE, CREAMER, TEA, ET	1,194.32		
			95675746	6/10/2024	COFFEE, CREAMER & CUPS	1,025.97	2,220.29	
2109	6/26/2024	55651	SEEK PERSONNEL STAFFING001664	6/17/2024	WE 6/16: MONROY+PEREZ C	5,740.80		
			001652	6/10/2024	WE 6/9: PEREZ CINTORA+SA	4,554.00		
			001665	6/17/2024	WE 6/16: I. HERNANDEZ	1,766.40	12,061.20	
2110	6/26/2024	54272	WILLDAN 002-31365	3/1/2024	FEB2024- BLDG AND SAFETY	24,177.50	24,177.50	
2111	6/26/2024	54719	YUNEX LLC 5610002177	5/29/2024	APR2024 TRAFFIC SIGNAL C/	12,901.33	12,901.33	
<b>FOR WELLS FARGO BANK -SEPARATE CHECK:</b>							<b>220,315.60</b>	

Bank : wfb WELLS FARGO BANK

Check #	Date	Vendor	Invoice	Inv Date	Description	Amount Paid	Check Total	
119850	6/26/2024	48977	ADT COMMERCIAL 155053195	5/21/2024	ADDTNL EQUIP @ WELL #17	83.23	83.23	
119851	6/26/2024	54796	ALTA PLANNING + DESIGN, IN304.0002023.07	6/17/2024	PE5/24 CONNECT COACHELL	63,054.45	63,054.45	
119852	6/26/2024	52723	BRIGHT EVENT RENTALS, LL(781841	5/8/2024	5/7 ASTRO TURF+CHAIR+LIN	5,795.31		
			781840	5/8/2024	5/7 TENT+SFTY PKG RNTLS	3,800.82		
			779869	5/3/2024	4/25 MISSING/DAMAGED LINE	116.12	9,712.25	
119853	6/26/2024	44494	BURRTEC WASTE & RECYCLIBD 6/1/24	6/1/2024	AC 44-BS 405340, 85075 AVE	65.38	65.38	
119854	6/26/2024	53220	COACHELLAACE HARDWARE7264/1	6/10/2024	BATTERY AA 20PK, RONSON	115.34		
			7217/1	5/29/2024	CONCRETE MIX	105.38		
			7271/1	6/11/2024	STEP DRLBIT	65.24		
			7253/1	6/5/2024	FUNNEL W/ SCRN & CAR AIR	17.91		
			7249/1	6/4/2024	MULTI-MIX CONTAINER & STC	17.38		
			7196/1	5/24/2024	MASON JAR RM 12PK	14.21		
			7239/1	6/3/2024	RAID ANT KILLER	9.77	345.23	
119855	6/26/2024	48603	CV STRATEGIES	7932	5/17/2024	POSTCARDS: LLMD	2,717.47	
				7912	5/17/2024	MAR-APR2024 STRATEGIC C	2,686.25	
				7914	5/17/2024	MAR2024 STRATEGIC COMM	587.50	
				7913	5/17/2024	MAR2024 STRATEGIC COMM	387.50	6,378.72
119856	6/26/2024	02125	DEMO UNLIMITED, INC.	1789 RET	6/12/2024	RETENTION- DEMO OF 5002C	8,853.49	8,853.49
119857	6/26/2024	12870	DEPARTMENT OF JUSTICE	740717	6/5/2024	MAY2024 FINGERPRINTS	196.00	196.00
119858	6/26/2024	01089	DESERT ELECTRIC SUPPLY	S3203798.001	5/22/2024	LED PANEL LIGHT FIXTURE	933.73	
				S3203920.001	5/22/2024	INT-MAT EK4536 PHOTOCON	185.34	
				S3203506.001	5/21/2024	STANDARD SAFETY GLASSE	19.53	1,138.60
119859	6/26/2024	42442	DIRECTV	018084532X240	5/26/2024	5/25-6/24 BUSINESS ENT PAC	200.52	200.52
119860	6/26/2024	55042	EAGLE TRUCK WASH	CO000336780	5/30/2024	5/30 TRACTOR/SMALL TANKE	113.49	113.49
119861	6/26/2024	15750	FEDEX	8-531-00631	6/14/2024	JUNE2024 FEDEX SVCS	7.32	7.32
119862	6/26/2024	51494	GARDA CL WEST, INC.	20606302	5/31/2024	MAY2024 EXCESS COIN BAG	33.94	33.94
119863	6/26/2024	55860	HERNANDEZ, ELIZABETH	Scholarship	6/13/2024	2024 CYBSA SCHOLARSHIP-	50.00	50.00
119864	6/26/2024	45108	IMPERIAL SPRINKLER SUPPL	0015562395-001	5/30/2024	HUNTER XC HYBRID 12 STA S	936.78	
				0015828037-001	5/30/2024	RB POTTED LATCHING SOLE	258.31	
				0015827846-001	5/30/2024	KELL TOPPER SOD PREP, SE	254.26	1,449.35
119865	6/26/2024	55169	INDUSTRIAL HEALTH MEDICA	00011186	6/5/2024	MAY2024 DRUG TEST & PHYS	205.00	205.00
119866	6/26/2024	55861	ITURRIAGA, LILIA G.	Refund	6/13/2024	DEPOSIT REFUND- 6/8 COMM	300.00	300.00
119867	6/26/2024	45051	LAMAR OF PALM SPRINGS	116033851	6/10/2024	6/10-7/7 POSTER ADVERTISIN	1,273.00	
				116033849	6/10/2024	6/10-7/7 POSTER ADVERTISIN	845.45	2,118.45
119868	6/26/2024	54362	LINDE GAS & EQUIPMENT INC	42997058	5/21/2024	IND HIGH PRESSURE<100CF	40.43	40.43



Bank : wfb WELLS FARGO BANK (Continued)

Check #	Date	Vendor	Invoice	Inv Date	Description	Amount Paid	Check Total	
119869	6/26/2024	24600	LOPES HARDWARE	709	5/28/2024	BIRD SPIKES, HOSE CLAMPS	730.01	
				634	5/16/2024	PADLOCKS, PICK HAMMER, E	546.48	
				760	6/6/2024	PUTTY KNIFE, TEXTURE, ETC	33.34	
				764	6/10/2024	GLASS CLEANER, ETC	22.80	1,332.63
119870	6/26/2024	54920	ONEFUTURE COACHELLA VAI	Refund	6/13/2024	DEPOSIT REFUND- 6/5 LIBRA	300.00	300.00
119871	6/26/2024	47192	O'REILLY AUTO PARTS	2855-278366	5/28/2024	NEW COMPRESS, EXPAN VAI	269.58	
				2855-278314	5/28/2024	BATTERY	117.61	
				2855-275739	5/20/2024	SEMI-MET PAD	64.70	
				2855-278728	5/29/2024	PRESS SWITCH	39.85	
				2855-279109	5/30/2024	INT CLEANER, SPOT REMOV	36.94	
				2855-275741	5/20/2024	CIRCUIT BRKR	30.49	
				2855-274078	5/15/2024	GASKET MAKER	23.48	582.65
119872	6/26/2024	02028	PETE'S ROAD SERVICE, INC.	24-0758783-00	5/28/2024	DISMOUNT/MOUNT NEW TIR	636.13	636.13
119873	6/26/2024	52596	PLANIT PRINT WORKS	932539	6/14/2024	CONST SETS- ST PAVEMENT	454.71	
				932538	6/14/2024	BID SETS- BAGDOUMA PARK	146.61	601.32
119874	6/26/2024	52344	QUADIENT FINANCE USA, INCCD	6/11/24	6/11/2024	MAY2024 POSTAGE BY PHON	1,534.12	1,534.12
119875	6/26/2024	52306	QUINN COMPANY	27902502	5/30/2024	5/3-31 REACHLIFT RNTL	3,824.07	3,824.07
119876	6/26/2024	52470	R & R TOWING	62221	4/23/2024	4/23 TOWING: AVE 52/PRIMIT	277.00	
				61224	5/14/2024	5/14 TOWING: AVE 52/DOS PA	277.00	
				61225	5/14/2024	5/14 TOWING: AVE 52/DOS PA	277.00	831.00
119877	6/26/2024	54500	RELIABLE TRANSLATIONS CC	28092	6/12/2024	6/12 CC MTG SVCS	833.00	833.00
119878	6/26/2024	44161	ROBERT HALF	63735214	6/18/2024	WE 6/14: M. MAGANA	1,766.40	1,766.40
119879	6/26/2024	55709	RODRIGUEZ, IRMA	Refund	6/13/2024	DEPOSIT REFUND- 6/8 LIBRA	300.00	300.00
119880	6/26/2024	55272	SALAS, LAWRENCE Y.	May2024	5/31/2024	MAY2024 CITIZENSHIP CLAS	1,015.00	1,015.00
119881	6/26/2024	55687	SG ELECTRICAL INC.	1083	5/29/2024	RPR'D FOUNTAIN FLOOD LIG	1,655.00	1,655.00
119882	6/26/2024	54620	SOUTHWEST PROTECTIVE S	12873	5/1/2024	APR2024 SECURITY SVCS @	7,814.10	
				12874	5/1/2024	APR2024 PATROL SVCS @ BL	7,329.60	
				12871	5/1/2024	APR2024 SECURITY SVCS @	5,918.22	
				12872	5/1/2024	APR2024 PATROL SVCS @ LL	4,886.40	25,948.32
119883	6/26/2024	55659	STAPLES	6003120196	5/25/2024	STPLS 8.5X11 RED COPY, ET	232.59	
				6003120181	5/25/2024	PERFECTOUCH INSULATED (	121.54	
				6003120199	5/25/2024	BATTERY AA 36PK, ETC	73.40	
				6003120183	5/25/2024	ENVELOPE SELF SEAL, 2PK (	58.89	
				6003120177	5/25/2024	RIBBON CALC RED/BLK INK	-9.86	
				6003120175	5/25/2024	2PK CALC RIBBON RED/BLAC	-10.32	466.24

Bank : wfb WELLS FARGO BANK (Continued)

Check #	Date	Vendor	Invoice	Inv Date	Description	Amount Paid	Check Total	
119884	6/26/2024	48152	TKE ENGINEERING, INC.	2024-151	6/10/2024	TRAFFIC DATA COLLECTION	6,380.00	
				2024-457	6/10/2024	TRAFFIC COUNTS & REPORT	72.50	6,452.50
119885	6/26/2024	38250	TOPS N BARRICADES	1107156	5/29/2024	CAR STOP 4', CAR STOP PIN:	70.14	70.14
119886	6/26/2024	44978	TRI-STATE MATERIALS, INC.	112282	5/17/2024	4"-8" CRESTA RUBBLE	1,572.96	
				112215	5/21/2024	4"-8" ANTIQUE BROWN RUBE	392.75	
				112216	5/21/2024	4"-8" ANTIQUE BROWN RUBE	392.75	
				112217	5/22/2024	4"-8" ANTIQUE BROWN RUBE	245.47	
				112218	5/24/2024	DESERT GOLD DG	213.01	2,816.94
119887	6/26/2024	55816	VERIZON CONNECT FLEET U:354000055438		6/3/2024	MAY2024 VEHICLE TRACKING	1,268.75	
			500100022814		5/1/2024	APR2024 VEHICLE TRACKING	1,249.61	2,518.36
119888	6/26/2024	49778	WEST COAST ARBORISTS, IN	215100	5/15/2024	PE5/15 TREE MAINT @ PARK:	22,438.00	
				215305	5/31/2024	PE5/31 TREE MAINT @ PARK:	14,983.00	
				214721-A	5/10/2024	PE5/10 TREE MAINT @ STRE	6,552.00	
				215339	5/30/2024	5/30 TREE MAINT @ LLMD	5,000.50	
				215340	5/31/2024	5/31 TREE MAINT @ LLMD	2,880.00	
				215338	5/24/2024	5/24 TREE MAINT @ LLMD	2,793.00	
				215336	5/22/2024	5/22 TREE MAINT @ LLMD	1,224.00	
				215335	5/21/2024	5/21 TREE MAINT @ LLMD	1,080.00	
				215329	5/31/2024	PE5/31 TREE MAINT @ STRE	792.00	
				215337	5/23/2024	5/23 TREE MAINT @ LLMD	432.00	58,174.50
119889	6/26/2024	44203	WEST COAST SAND & GRAVE	729077	5/21/2024	CLASS 2 AGGREGATE BASE	2,363.23	2,363.23
119890	6/26/2024	48971	XPRESS GRAPHICS & PRINTI	24-62767	5/30/2024	VETERAN POLE BANNERS	147.47	147.47
119891	6/26/2024	42100	ZUMAR INDUSTRIES INC	9262	5/31/2024	30" HD ANCHOR FOR 2" SQ T	2,564.70	
				9261	5/31/2024	CUT FACE	1,332.12	3,896.82
<b>Sub total for WELLS FARGO BANK:</b>								<b>212,411.69</b>

---


52 checks in this report.

Grand Total All Checks: 432,727.29

Date: June 26, 2024



\_\_\_\_\_  
Controller: Ruben Ramirez



\_\_\_\_\_  
City Manager: Gabriel Martin



---

Bank : ewfb EFT FOR WELLS FARGO BANK -I


<u>Check #</u>	<u>Date</u>	<u>Vendor</u>	<u>Invoice</u>	<u>Inv Date</u>	<u>Description</u>	<u>Amount Paid</u>	<u>Check Total</u>	
2112	6/26/2024	48014	ALBERT A. WEBB ASSOCIATE	ARIV0003996	5/25/2024	PE5/25 SVCS: CENTRAL PARI	93,966.45	93,966.45
<b>Γ FOR WELLS FARGO BANK -SEPARATE CHECK:</b>							93,966.45	

---


1 checks in this report.

Grand Total All Checks: 93,966.45

Date: **June 26, 2024**



\_\_\_\_\_  
Controller: Ruben Ramirez



\_\_\_\_\_  
City Manager: Gabriel Martin

Bank : ewfb EFT FOR WELLS FARGO BANK -

Check #	Date	Vendor	Invoice	Inv Date	Description	Amount Paid	Check Total
2113	7/1/2024	02320	CALPERS	1000000175755	6/14/2024	#6373819375, JULY2024 HEAL	125,003.58
				1000000175755	6/14/2024	#6373819375, JULY2024 HEAL	14,277.88
							139,281.46
2114	7/1/2024	44307	CIVICPLUS LLC	296799	6/1/2024	JN2024-MY2025 MUNICODE A	450.00
							450.00
2115	7/1/2024	09800	PERMA	INV253	7/1/2024	FY2024/25 INSURANCE PROC	1,258,291.00
							1,258,291.00
2116	7/1/2024	00384	WILLDAN FINANCIAL SERVICE	010-58800	6/28/2024	JULY-SEP2024 ADMIN SVCS,	3,441.05
							3,441.05
2117	7/1/2024	54776	WILMINGTON TRUST N. A.	July2024	6/15/2024	CWA WATER REV REFUNDIN	213,184.44
							213,184.44
2118	7/1/2024	54777	WILMINGTON TRUST N. A.	July2024	6/15/2024	CWA WATER REV REFUNDIN	592,658.88
							592,658.88
<b>T FOR WELLS FARGO BANK -SEPARATE CHECK:</b>							<b>2,207,306.83</b>

Bank : wfb WELLS FARGO BANK

Check #	Date	Vendor	Invoice	Inv Date	Description	Amount Paid	Check Total
119892	7/1/2024	54844	CARNITASBOY 004	6/21/2024	7/3 LUNCHEON @ SENIOR CI	585.46	585.46
119893	7/1/2024	48015	COMPLETE PAPERLESS SOLI4122	5/28/2024	6/29/24-25 LASERFICHE SOF	6,382.00	6,382.00
119894	7/1/2024	42482	CRWA 24/25 Mbrshp	5/23/2024	JL2024-25 MBRSHP DUES+W	1,582.00	1,582.00
119895	7/1/2024	02115	CWEA CZ-7/31/24	6/5/2024	7/31 CERT RNWL CSM1+MBR	319.00	319.00
119896	7/1/2024	43682	DIAZ, LIZZANDRO PD 7/7-12	6/27/2024	PD 7/7-12, ICC INSPECTOR TI	407.00	407.00
119897	7/1/2024	54233	DJ2A ENTERTAINMENT 623	6/8/2024	7/3 DJ @ 4TH OF JULY EVEN	375.00	375.00
119898	7/1/2024	48149	ET WATER SYSTEMS, INC 43202	4/30/2024	JL2024-25 DATA/FLOW SVC R	239.00	239.00
119899	7/1/2024	51579	METLIFE- GROUP BENEFITS 0081738454	5/31/2024	JUNE-JULY2024 AD&D/LIFE #	1,028.49	
			0081738517	5/31/2024	JULY2024 AD&D/LIFE #001101	296.05	
			0081738479	5/31/2024	JULY2024 AD&D/LIFE #001096	211.10	1,535.64
119900	7/1/2024	54722	MY LITTLE CARNIVAL, INC. 5243	5/13/2024	7/3 CARNIVAL GAME BOOTH	6,565.00	6,565.00
119901	7/1/2024	53042	NCA ENTERTAINMENT INC. 7/3 Event	6/15/2024	7/3 CARNIVAL RIDES	13,000.00	13,000.00
119902	7/1/2024	52327	QUADIENT LEASING USA, INCQ1385204	6/18/2024	JL-OT2024, LSE #N22061758,	723.39	723.39
119903	7/1/2024	50827	SDC SOUND COMPANY LLC 1152	5/28/2024	7/3 SOUND+LIGHTING+VIDEC	9,999.17	9,999.17
119904	7/1/2024	55590	STANDARD INSURANCE COMJuly2024	6/18/2024	JULY2024 LIFE/AD&D/STD/LTI	6,376.99	
			July2024	6/18/2024	JULY2024 LIFE/AD&D PREMIL	621.60	6,998.59
119905	7/1/2024	54814	THE CLOWN FAMILY ENTERT,381713	7/1/2024	7/3 FACE PAINTING, ETC @ 4	1,350.00	1,350.00
119906	7/1/2024	52929	TRUJILLO, ANTHONY 00074240	5/14/2024	7/3 PERFORMANCE @ 4TH O	2,499.00	2,499.00
119907	7/1/2024	45053	TYLER TECHNOLOGIES, INC. 045-468375	6/1/2024	FY24/25 MAINTENANCE SUPP	86,534.73	
			045-472520	6/14/2024	FY24/25 MAINTENANCE SUPP	-79,323.52	7,211.21
119908	7/1/2024	54354	US FLEET TRACKING 473266	6/4/2024	JULY2024-JUNE2025 ANNUAL	2,397.00	2,397.00
119909	7/1/2024	55478	WATER EDUCATION FOR LAT 2024-30	4/29/2024	2024 WELL UNTAPPED FELLC	3,000.00	3,000.00
119910	7/1/2024	53174	ZAMBELLI FIREWORKS 520421	6/25/2024	FINAL- 4TH OF JULY FIREWO	25,000.00	25,000.00
<b>Sub total for WELLS FARGO BANK:</b>							<b>90,168.46</b>

---

25 checks in this report.

Grand Total All Checks: 2,297,475.29

Date: July 1, 2024

  
\_\_\_\_\_  
Controller: Ruben Ramirez

  
\_\_\_\_\_  
City Manager: Gabriel Martin

Bank : ewfb EFT FOR WELLS FARGO BANK -4

Check #	Date	Vendor	Invoice	Inv Date	Description	Amount Paid	Check Total
2119	7/3/2024	51539	MICHAEL BAKER INTERNATIC1216165	6/21/2024	PE6/2 PAVEMENT MANAGEMI	10,652.00	10,652.00
2120	7/3/2024	55651	SEEK PERSONNEL STAFFING001681	6/24/2024	WE 6/23: MONROY+PEREZ C	3,670.80	
			001682	6/24/2024	WE 6/23: I. HERNANDEZ	1,508.80	5,179.60
2121	7/3/2024	52784	THE PUN GROUP LLP	114704	5/31/2024 FY23/24 AUDIT SVCS	20,000.00	20,000.00
<b>Γ FOR WELLS FARGO BANK -SEPARATE CHECK:</b>							<b>35,831.60</b>



Bank : wfb WELLS FARGO BANK

Check #	Date	Vendor	Invoice	Inv Date	Description	Amount Paid	Check Total
119922	7/3/2024	54926	AIR QUALITY TESTING SERVI	2024-02-21-044	6/24/2024 ASBESTOS TESTING @ BGD	1,700.00	1,700.00
119923	7/3/2024	55866	AMBRIZ, MARISELA	Refund	6/25/2024 DEPOSIT REFUND- 6/15 COM	300.00	300.00
119924	7/3/2024	01436	AMERICAN FORENSIC NURSE	78820	6/21/2024 APR2024 BLOOD DRAW	70.00	70.00
119925	7/3/2024	50429	AVALOS SANCHEZ, VICTOR O	Turf Rbt	6/13/2024 TURF REMOVAL REBATE PR	1,998.00	1,998.00
119926	7/3/2024	55870	BELTRAN CASTELLANOS, RE	Scholarship	6/26/2024 2024 YOUTH FOOTBALL SCH	75.00	75.00
119927	7/3/2024	00836	BIO-TOX LABORATORIES	46031	6/13/2024 5/6+20, 6/3 LAB SERVICES	1,405.70	1,405.70
119928	7/3/2024	54517	BLACK KNIGHT TECHNOLOGI	10329753	6/15/2024 MAY2024 SITXPRO SBSCRPT	250.00	
				10325752	5/15/2024 APR2024 SITXPRO SBSCRPT	250.00	500.00
119929	7/3/2024	07950	CITY OF COACHELLA	May 2024	5/31/2024 MAY2024 WATER- ST, PARKS	58,007.14	
				May 2024-LLD's	5/31/2024 MAY2024 WATER- LLD'S	20,711.00	78,718.14
119930	7/3/2024	11800	COUNTY OF RIVERSIDE	AN0000002935	6/20/2024 MAY2024 ANL SHLTR+FIELD+	35,644.10	35,644.10
119931	7/3/2024	02019	COUNTY OF RIVERSIDE SHEF	SH0000046103	6/26/2024 FY23/24 RMS/CLETS SVCS	48,022.00	48,022.00
119932	7/3/2024	12870	DEPARTMENT OF JUSTICE	743970	6/7/2024 MAY2024 BLOOD ALCOHOL A	140.00	140.00
119933	7/3/2024	55863	DESERT PAWS SANCTUARY	2024	6/13/2024 COMMUNITY BASED GRANT	3,000.00	3,000.00
119934	7/3/2024	53007	DESERT PROMOTIONAL &	99226	6/27/2024 COACHELLA PROMISE POLO	639.97	
				99178	6/25/2024 COACHELLA PROMISE POLO	372.43	1,012.40
119935	7/3/2024	54465	DESERT URGENT CARE COA	50990	5/11/2024 APR2024 SVCS: D. CARRILLC	125.00	125.00
119936	7/3/2024	55141	DIAZ, JESUS	Scholarship	6/25/2024 2024 YOUTH FOOTBALL SCH	75.00	75.00
119937	7/3/2024	55789	GRUTMAN LAW P.C.	1818	6/3/2024 MAY2024 LARA AND CORONA	638.00	638.00
119938	7/3/2024	20450	IMPERIAL IRRIGATION DISTR	MdMY-MdJN	6/14/2024 MID MAY-MID JUNE 2024 ELE	75,958.90	75,958.90
119939	7/3/2024	51600	IRC, INC.	2024060030	6/1/2024 MAY2024 PRE-EMPLOYMENT	379.25	379.25
119940	7/3/2024	48293	KOA CORPORATION	JB92071-46	6/12/2024 PE5/24 AVE 50 IMPROVEMEN	4,200.00	4,200.00
119941	7/3/2024	44767	KUNA FM	690194-1	6/16/2024 6/3-7 AD SPOT: OPERATION	500.00	500.00
119942	7/3/2024	55842	MIG, INC.	0086789	6/21/2024 PE5/31 ADA SELF-EVALUATIC	14,917.86	14,917.86
119943	7/3/2024	52757	OLLIN STRATEGIES	264	6/15/2024 JUNE2024 CONSULTING SVC	5,000.00	5,000.00
119944	7/3/2024	55862	PALM SPRINGS ART MUSEUM	2024	6/13/2024 COMMUNITY BASED GRANT	1,500.00	1,500.00
119945	7/3/2024	42759	PROPER SOLUTIONS, INC.	16041	6/14/2024 WE 6/14: BECERRA+CARTER	3,071.20	
				16042	6/14/2024 WE 6/14: B. AGUIRRE	1,535.60	
				16064	6/21/2024 WE 6/21: D. BECERRA	1,151.70	
				16065	6/21/2024 WE 6/21: N. CARTER	1,151.70	
				16066	6/21/2024 WE 6/21: B. AGUIRRE	1,151.70	8,061.90
119946	7/3/2024	55867	RABAGO, GUSTAVO	Refund	6/25/2024 DEPOSIT REFUND- 6/15 LIBR	300.00	300.00
119947	7/3/2024	53420	READ WITH ME VOLUNTEER	2024	6/13/2024 COMMUNITY BASED GRANT	2,000.00	2,000.00
119948	7/3/2024	54500	RELIABLE TRANSLATIONS	CC28190	6/25/2024 6/25 CC SPECIAL MTG SVCS	147.00	
				28194	6/25/2024 6/25 DOCUMENT TRANSLATI	97.02	244.02

Bank : wfb WELLS FARGO BANK (Continued)

Check #	Date	Vendor	Invoice	Inv Date	Description	Amount Paid	Check Total
119949	7/3/2024	51785	RMC WATER AND ENVIRONM28076	5/22/2024	PE4/26 MESQUITE & AMEZCL	9,170.70	9,170.70
119950	7/3/2024	44161	ROBERT HALF 63761433	6/25/2024	WE 6/21: M. MAGANA	1,324.80	1,324.80
119951	7/3/2024	55865	SANCHEZ, IMELDA Turf Rbt	6/12/2024	TURF REMOVAL REBATE PRO	1,320.00	1,320.00
119952	7/3/2024	55864	SEIDEN-JUKU 2024	6/13/2024	COMMUNITY BASED GRANT	1,000.00	1,000.00
119953	7/3/2024	55879	SILVA, MARC Scholarship	6/20/2024	2024 YOUTH FOOTBALL SCH	75.00	75.00
119954	7/3/2024	55790	SILVERADO TOWING 3470	6/18/2024	6/10 TOWING- 85265 ARABY /	150.00	
			3471	6/18/2024	6/13 TOWING- DATE/AVE 52 T	150.00	
			3472	6/25/2024	6/25 TOWING- N OF 50995 PC	150.00	450.00
119955	7/3/2024	55590	STANDARD INSURANCE COMJune2024	6/17/2024	JUNE2024 DENTAL PPO PREI	4,834.95	
			June2024	6/17/2024	JUNE2024 VISION PREMIUM ;	1,521.81	
			June2024	6/17/2024	JUNE2024 DENTAL HMO PRE	1,245.47	
			June2024	6/17/2024	JUNE2024 COBRA PREMIUM :	34.60	7,636.83
119956	7/3/2024	54814	THE CLOWN FAMILY ENTERT,Sponsorship	6/12/2024	4/28 DIA DEL NINO SPONSOR	1,000.00	1,000.00
119957	7/3/2024	48152	TKE ENGINEERING, INC. 2024-277	6/10/2024	PE2/29 PLNCK, QUERCIO/PA	150.00	
			2024-279	6/10/2024	PE2/29 PLNCK, 86878 AVE 54	150.00	
			2024-456	6/10/2024	PE3/31 PLNCK, 1609 2ND STF	112.50	
			2024-116	6/10/2024	PE1/31 PLNCK, TRACT 38084-	66.44	
			2024-117	6/10/2024	PE2/29 PLNCK, TRACT 38557-	6,654.00	
			2024-458	6/10/2024	PE3/31 PLNCK, TRACT 38557-	5,131.00	
			2023-1144	1/25/2024	PE12/31 PLNCK, ZITO MEDIA	3,360.00	
			2024-118	6/10/2024	PE2/29 PLNCK, DILLON RD IM	1,713.50	
			2024-275	6/10/2024	PE2/29 PLNCK, RANCHO MAF	1,706.38	
			2024-115	6/10/2024	PE2/29 PLNCK, TRIPOLI APTS	1,159.50	
			2024-280	6/10/2024	PE2/29 PLNCK, CIRCLE K	1,054.00	
			2024-455	6/10/2024	PE3/31 PLNCK, CIRCLE K	1,054.00	
			2024-282	6/10/2024	PE2/29 PLNCK, TRACT 31978-	525.00	
			2024-454	6/10/2024	PE3/31 PLNCK, DILLON RD IM	428.50	
			2023-1145	1/25/2024	PE12/31 PLNCK, 53380 FREDI	213.00	23,477.82
119958	7/3/2024	55868	VARGAS, DORA Scholarship	6/24/2024	2024 YOUTH FOOTBALL SCH	75.00	75.00
119959	7/3/2024	55869	WALKER, ROBERT Scholarship	6/24/2024	2024 YOUTH FOOTBALL SCH	75.00	75.00
119960	7/3/2024	54433	WEX ENTERPRISE EXXONMC97814063	6/23/2024	ACC 0496-00-726338-7, 5/24-6	3,148.59	3,148.59
<b>Sub total for WELLS FARGO BANK:</b>							<b>335,239.01</b>




---


42 checks in this report.

Grand Total All Checks: 371,070.61

Date: July 3, 2024



\_\_\_\_\_  
Controller: Ruben Ramirez



\_\_\_\_\_  
City Manager: Gabriel Martin

Bank : wfb WELLS FARGO BANK


Check #	Date	Vendor	Invoice	Inv Date	Description	Amount Paid	Check Total	
119911	7/3/2024	55856	ACOSTA, ADA	Ref000244179	7/1/2024	UB Refund Cst #00057548	14.49	14.49
119912	7/3/2024	55878	AGUILAR, STEFANY	Ref000244178	7/1/2024	UB Refund Cst #00057149	48.16	48.16
119913	7/3/2024	55872	ENVIRONMENTAL PRODUCTS	Ref000244171	7/1/2024	UB Refund Cst #00028197	117.02	117.02
119914	7/3/2024	55749	GODINEZ, FRANCISCO	Ref000244172	7/1/2024	UB Refund Cst #00035393	298.15	298.15
119915	7/3/2024	55874	HERNANDEZ, ALEXIS	Ref000244174	7/1/2024	UB Refund Cst #00049361	55.43	55.43
119916	7/3/2024	55876	PULTE HOME CO, LLC	Ref000244176	7/1/2024	UB Refund Cst #00056015	100.57	100.57
119917	7/3/2024	55877	PULTE HOME CO, LLC	Ref000244177	7/1/2024	UB Refund Cst #00056321	84.90	84.90
119918	7/3/2024	55858	REPUBLIC PAVEMENT MAINTI	Ref000244180	7/1/2024	UB Refund Cst #00058307	63.14	63.14
119919	7/3/2024	55871	SANDOVAL, REINA L	Ref000244170	7/1/2024	UB Refund Cst #00004622	48.43	48.43
119920	7/3/2024	55873	SOTELO, ALICIA	Ref000244173	7/1/2024	UB Refund Cst #00048245	32.75	32.75
119921	7/3/2024	55875	VIGIL, KAREN	Ref000244175	7/1/2024	UB Refund Cst #00054977	72.95	72.95
<b>Sub total for WELLS FARGO BANK:</b>								<b>935.99</b>

---

11 checks in this report.

Grand Total All Checks: 935.99

Date: July 3, 2024

  
\_\_\_\_\_  
Controller: Ruben Ramirez

  
\_\_\_\_\_  
City Manager: Gabriel Martin



**STAFF REPORT**  
**7/10/2024**

**TO:** Honorable Mayor and City Council Members

**FROM:** Ruben Ramirez, Controller

**SUBJECT:** Investment Report – April 30, 2024

---

**STAFF RECOMMENDATION:**

Staff recommends that the City Council receive and file the investment report for April 30, 2024.

**EXECUTIVE SUMMARY:**

On June 12, 2024, the City of Coachella along with its component units (Sanitary District, Educational & Governmental Access Cable Corporation, Fire Protection District, and Water Authority) approved and adopted the current “Statement of Investment Policy”.

Pursuant to Section 16 of that policy, the City Treasurer shall provide to the City Council a monthly investment report that provides a clear picture of the status of the current investment portfolio. This report shall include, at a minimum, the following information for each type of investment held in the City’s investment portfolio: the issuer, amount of investment, current market value, yield on investment, income generated from investments, dollar amount invested on all securities, investments, and money held by the local agency; and shall additionally include a description of any of the local agency’s funds, investments, or programs; and a description of unusual investment activity or developments during the month for which the report is prepared. This information shall be provided for all City and component unit pooled investments, as well as for bond accounts, which are managed by outside Fiscal Agents.

The interest rates presented are the most current rates available as of the date of these reports. The market values presented for pooled City investments are based on closing prices for the related investments as of the date of these reports. This information was obtained from the Wall Street Journal or other reliable sources of market prices.

The market values presented for investments managed by fiscal agents are based on amounts reported by the fiscal agents in their investment statements. The purchase date and type of investment are not included for funds held by fiscal agents.

Attached is the Treasurer's Report of Investments, which includes an overview of investments that provides information on investment activity, withdrawals and deposits, interest earned, payment of interest, and payment of principal as of the months ended April 30, 2024. In addition, this report includes detailed information and current activity on individual investments.

All City investments are in compliance with the guidelines established for Authorized Investments as specified in the Investment Policy, Section 8.

There was no unusual investment activity to report.

The City and Districts have sufficient money to meet their expenditure requirements for the next six months.

**FISCAL IMPACT:**

None; this report is received and filed only.

**CITY OF COACHELLA**  
**TREASURER'S REPORT - INVESTMENT REPORT**  
 As of April 30, 2024  
 Fiscal Year 2023-2024

DESCRIPTION	CURRENT YIELD	BALANCE AS OF 3/31/2024	NET: DEPOSITS/ (WITHDRAWALS)	INTEREST EARNED / CHANGE IN VALUE	PAYMENT OF (INTEREST)	PAYMENT OF (PRINCIPAL)	BALANCE AS OF 4/30/2024
<b>CASH ON HAND</b>							
Wells Fargo-General Checking	N/A	7,045,658.13	390,050.92	-	-	-	7,435,709.05
Sweep Account	4.966%	6,570,507.17	(3,315,500.94)				3,255,006.23
Wells Fargo-Road Maintenance	N/A	767,558.27	89,605.89		-	-	857,164.16
Wells Fargo-Gas Tax	N/A	772,883.62	85,893.37	-	-	-	858,776.99
Wells Fargo- Payroll Acct	N/A	(211,696.03)	9,850.95				(201,845.08)
Petty Cash	N/A	7,000.00	-	-	-	-	7,000.00
<b>Total Cash on Hand</b>		<b>14,951,911.16</b>	<b>(2,740,099.81)</b>	<b>-</b>	<b>-</b>	<b>-</b>	<b>12,211,811.35</b>
<b>INVESTMENTS</b>							
State of California - LAIF	2.17%	18,712,054.45		199,933.66	-	-	18,911,988.11
Investment Management Acct	1.47%	34,523,764.03		(194,596.99)	-	-	34,329,167.04
<b>Total Investments</b>		<b>53,235,818.48</b>	<b>-</b>	<b>5,336.67</b>	<b>-</b>	<b>-</b>	<b>53,241,155.15</b>
<b>CASH WITH FISCAL AGENT</b>							
US Bank	varies	4,431,279.30	462,914.34	1,236.88	(56,087.51)	(195,000.00)	4,644,343.01 ①
Wells Fargo Bank, N.A.	5.83%	119.93	-	0.50	-	-	120.43 ②
Wilmington Trust, N. A.	0.03%	6,521,472.53	(1,093,179.83)	4,759.35	-	-	5,433,050.55 ③
<b>Total Cash with Fiscal Agent</b>		<b>10,952,871.76</b>	<b>(630,265.49)</b>	<b>5,996.73</b>	<b>(56,087.51)</b>	<b>(195,000.00)</b>	<b>10,077,513.99</b>
<b>Grand Total</b>		<b>79,140,601.40</b>	<b>(3,370,365.30)</b>	<b>11,333.40</b>	<b>(56,087.51)</b>	<b>(195,000.00)</b>	<b>75,530,480.49</b>

Completed By: *Lourdes Marrón-Accountant*  
 Reviewed By: *Ruben Ramirez- Controller*

**CITY OF COACHELLA**  
**TREASURER'S REPORT - INVESTMENT REPORT**  
 As of April 30, 2024  
 Fiscal Year 2023-2024

DESCRIPTION	CURRENT YIELD	BALANCE AS OF 3/31/2024	NET: DEPOSITS/ (WITHDRAWALS)	INTEREST EARNED / CHANGE IN VALUE	PAYMENT OF (INTEREST)	PAYMENT OF (PRINCIPAL)	BALANCE AS OF 4/30/2024
-------------	------------------	----------------------------	---------------------------------	--------------------------------------	--------------------------	---------------------------	----------------------------

**CASH WITH FISCAL AGENT**

**US BANK**

**COACHELLA FINANCING AUTHORITY**

**Successor Agency to the Coachella Redevelopments Agency 2014 Series**

A/C #: 6712104701 Debt Service Fund	0.00%	283.54	0.06	1.19	-	-	284.79
A/C #: 6712104702 Interest Account	0.00%	-	(0.06)	0.06	-	-	-
A/C #: 6712104703 Principal Account	0.00%	(0.00)	-	-	-	-	(0.00)
A/C #: 6712104704 Reserve Account	0.00%	827,612.50	-	-	-	-	827,612.50

**COACHELLA SANITARY DISTRICT**

**WASTEWATER SERIES 2015A**

A/C #: 6712148601 Bond Fund	0.00%	286.17	249.99	856.56	-	-	1,392.72
A/C #: 6712148602 Interest Account	0.00%	56,087.51	(55.84)	55.84	(56,087.51)	-	-
A/C #: 6712148603 Principal Account	0.00%	195,000.00	(194.15)	194.15	-	(195,000.00)	-
A/C #: 6712148604 Reserve Account	0.00%	310,175.00	-	-	-	-	310,175.00

**COACHELLA SANITARY DISTRICT: PROJECT FUND 2011**

A/C #: 6711963500 Project Fund 2011	0.0100%	27,170.07		119.60	-	-	27,289.67
-------------------------------------	---------	-----------	--	--------	---	---	-----------

**CITY OF COACHELLA**  
**TREASURER'S REPORT - INVESTMENT REPORT**  
 As of April 30, 2024  
 Fiscal Year 2023-2024

DESCRIPTION	CURRENT YIELD	BALANCE AS OF 3/31/2024	NET: DEPOSITS/ (WITHDRAWALS)	INTEREST EARNED / CHANGE IN VALUE	PAYMENT OF (INTEREST)	PAYMENT OF (PRINCIPAL)	BALANCE AS OF 4/30/2024
<b>COACHELLA SUCCESSOR AGENCY</b>							
<b>MERGED PROJECT AREAS BONDS 98 &amp; 99: BONDS 2013</b>							
A/C #: 6712071401 Interest Account	0.00%	78.03	0.02	0.33	-	-	78.38
A/C #: 6712071402 Interest Account	0.00%	(0.00)	(0.02)	0.02	-	-	(0.00)
A/C #: 6712071403 Principal Account	0.00%	0.00	-	-	-	-	0.00
A/C #: 6712071404 Reserve Account	0.00%	406,487.50	-	-	-	-	406,487.50
<b>SA TO COACHELLA RDA REFUNDING BONDS SERIES 2016A &amp; 2016B</b>							
A/C #: 6712160601 Debt Service	0.00%	1,356.13	0.14	5.83	-	-	1,362.10
A/C #: 6712160602 Interest Account	0.00%	0.00	(0.14)	0.14	-	-	0.00
A/C #: 6712160603 Principal Account	0.00%	0.00	-	-	-	-	0.00
A/C #: 6712160604 Reserve Account	0.00%	1,993,663.46	-	-	-	-	1,993,663.46
<b>COACHELLA LEASE BONDS 2016</b>							
A/C #: 6712179801 Payment Account	0.0000%	748.13	462,914.34	3.16	-	-	463,665.63
A/C #: 6712179802 Interest Account	0.0000%	(0.00)	-	-	-	-	(0.00)
A/C #: 6712179803 Principal Account	0.0000%	-	-	-	-	-	-
A/C #: 6712179804 Reserve Account	0.0000%	612,331.26	-	-	-	-	612,331.26
<b>TOTAL US BANK OF CALIFORNIA</b>		<b>4,431,279.30</b>	<b>462,914.34</b>	<b>1,236.88</b>	<b>(56,087.51)</b>	<b>(195,000.00)</b>	<b>4,644,343.01</b> ①



**CITY OF COACHELLA**  
**TREASURER'S REPORT - INVESTMENT REPORT**  
 As of April 30, 2024  
 Fiscal Year 2023-2024

DESCRIPTION	CURRENT YIELD	BALANCE AS OF 3/31/2024	NET: DEPOSITS/ (WITHDRAWALS)	INTEREST EARNED / CHANGE IN VALUE	PAYMENT OF (INTEREST)	PAYMENT OF (PRINCIPAL)	BALANCE AS OF 4/30/2024
<b>WELLS FARGO BANK, N.A.</b>							
<b><u>GAS TAX BONDS SERIES 2019</u></b>							
A/C #: 83925300 Debt Service Fund	0.0000%	90.23	-	0.37	-	-	90.60
A/C #: 83925301 Interest Account	0.0000%	10.94	-	0.05	-	-	10.99
A/C #: 83925302 Principal Account	0.0000%	18.76	-	0.08	-	-	18.84
<b>TOTAL WELLS FARGO BANK, N.A.</b>		<b>119.93</b>	<b>-</b>	<b>0.50</b>	<b>-</b>	<b>-</b>	<b>120.43</b>
<b>WILMINGTON TRUST, N. A.</b>							
<b><u>CITY OF COACHELLA TAXABLE PENSION OBLIGATION BONDS</u></b>							
A/C #: 144613-000 Revenue Account	0.03%	373.75	-	1.50	-	-	375.25
A/C #: 144613-001 Interest Account	0.03%	128.52	-	0.60	-	-	129.12
A/C #: 144613-002 Principal Account	0.00%	426.98	-	1.80	-	-	428.78
<b><u>CITY OF COACHELLA 2022A BOND FUND</u></b>							
A/C #: 154278-000 Bond Fund	1.76%	11,665.12	2,857.41	62.22	-	-	14,584.75
A/C #: 154278-001 Interest Account	0.00%	-	-	-	-	-	-
A/C #: 154278-002 Principal Account	0.00%	-	-	-	-	-	-
A/C #: 154278-004 Project FD Account	1.76%	1,162,975.78	(4,857.41)	4,693.23	-	-	1,162,811.60
<b><u>CITY OF COACHELLA 2022B BOND FUND</u></b>							
A/C #: 155657-000 Bond Fund	1.76%	36.79	-	-	-	-	36.79
A/C #: 155657-001 Interest Account	0.00%	-	-	-	-	-	-
A/C #: 155657-002 Principal Account	0.00%	-	-	-	-	-	-
A/C #: 155657-004 COI Account	0.00%	-	-	-	-	-	-
<b><u>CITY OF COACHELLA BOFA 2023 ESCROW</u></b>							
A/C #: 166682-000 Bond Fund		5,346,239.34	(1,091,179.83)	-	-	-	4,255,059.51
<b>TOTAL WILMINGTON TRUST BANK, N.A.</b>		<b>6,521,846.28</b>	<b>(1,093,179.83)</b>	<b>4,759.35</b>	<b>-</b>	<b>-</b>	<b>5,433,050.55</b>
<b>TOTAL CASH WITH FISCAL AGENT</b>		<b>10,953,245.51</b>	<b>(630,265.49)</b>	<b>5,996.73</b>	<b>(56,087.51)</b>	<b>(195,000.00)</b>	<b>10,077,513.99</b>

**Managed Account Detail of Securities Held**

For the Month Ending **April 30, 2024**

**CITY OF COACHELLA - OPERATING PORTFOLIO - 995343 - (14201484)**

<b>Security Type/Description</b>	<b>Dated Date/Coupon/Maturity</b>	<b>CUSIP</b>	<b>Par</b>	<b>S&amp;P Rating</b>	<b>Moody's Rating</b>	<b>Trade Date</b>	<b>Settle Date</b>	<b>Original Cost</b>	<b>YTM at Cost</b>	<b>Accrued Interest</b>	<b>Amortized Cost</b>	<b>Market Value</b>
<b>U.S. Treasury Bond / Note</b>												
US TREASURY NOTES DTD 03/31/2020 0.500% 03/31/2025		91282ZF0	1,330,000.00	AA+	Aaa	07/05/22	07/07/22	1,248,953.13	2.83	563.25	1,302,876.10	1,273,890.63
US TREASURY NOTES DTD 08/31/2020 0.250% 08/31/2025		91282CAJ0	555,000.00	AA+	Aaa	08/02/21	08/06/21	548,799.61	0.53	233.76	552,967.97	519,965.63
US TREASURY NOTES DTD 08/31/2020 0.250% 08/31/2025		91282CAJ0	1,500,000.00	AA+	Aaa	07/06/22	07/07/22	1,381,816.41	2.89	631.80	1,449,995.30	1,405,312.50
US TREASURY NOTES DTD 09/30/2020 0.250% 09/30/2025		91282CAM3	460,000.00	AA+	Aaa	09/07/21	09/09/21	452,273.44	0.67	97.40	457,304.57	429,309.35
US TREASURY NOTES DTD 10/31/2020 0.250% 10/31/2025		91282CAT8	350,000.00	AA+	Aaa	03/01/22	03/01/22	333,361.33	1.59	2.38	343,195.53	325,390.62
US TREASURY NOTES DTD 10/31/2020 0.250% 10/31/2025		91282CAT8	410,000.00	AA+	Aaa	10/04/21	10/06/21	401,319.53	0.78	2.78	406,798.86	381,171.88
US TREASURY NOTES DTD 11/30/2020 0.375% 11/30/2025		91282CAZ4	210,000.00	AA+	Aaa	11/02/21	11/03/21	204,659.77	1.01	329.20	207,925.64	194,906.25
US TREASURY NOTES DTD 12/31/2020 0.375% 12/31/2025		91282CBC4	190,000.00	AA+	Aaa	04/05/21	04/07/21	185,494.92	0.89	238.81	188,413.19	175,720.32
US TREASURY NOTES DTD 12/31/2020 0.375% 12/31/2025		91282CBC4	350,000.00	AA+	Aaa	01/11/21	01/12/21	347,867.19	0.50	439.90	349,283.97	323,695.33
US TREASURY NOTES DTD 01/31/2021 0.375% 01/31/2026		91282CBH3	160,000.00	AA+	Aaa	05/03/22	05/04/22	145,500.00	2.95	150.00	153,216.37	147,424.99
US TREASURY NOTES DTD 01/31/2019 2.625% 01/31/2026		9128286A3	255,000.00	AA+	Aaa	02/04/21	02/08/21	282,063.87	0.47	1,673.44	264,527.43	244,441.42
US TREASURY NOTES DTD 01/31/2021 0.375% 01/31/2026		91282CBH3	270,000.00	AA+	Aaa	02/26/21	02/26/21	264,410.16	0.80	253.13	268,012.50	248,779.67
US TREASURY NOTES DTD 01/31/2021 0.375% 01/31/2026		91282CBH3	475,000.00	AA+	Aaa	07/02/21	07/07/21	465,871.09	0.80	445.31	471,499.40	437,667.95
US TREASURY NOTES DTD 01/31/2021 0.375% 01/31/2026		91282CBH3	1,320,000.00	AA+	Aaa	02/17/22	02/18/22	1,246,626.56	1.84	1,237.50	1,287,457.38	1,216,256.19

**Managed Account Detail of Securities Held**

For the Month Ending **April 30, 2024**

**CITY OF COACHELLA - OPERATING PORTFOLIO - 995343 - (14201484)**

<b>Security Type/Description</b>	<b>Dated Date/Coupon/Maturity</b>	<b>CUSIP</b>	<b>Par</b>	<b>S&amp;P Rating</b>	<b>Moody's Rating</b>	<b>Trade Date</b>	<b>Settle Date</b>	<b>Original Cost</b>	<b>YTM at Cost</b>	<b>Accrued Interest</b>	<b>Amortized Cost</b>	<b>Market Value</b>
<b>U.S. Treasury Bond / Note</b>												
US TREASURY NOTES DTD 02/28/2021 0.500% 02/28/2026		91282CBQ3	310,000.00	AA+	Aaa	03/05/21	03/09/21	305,676.95	0.79	261.14	308,410.68	285,345.33
US TREASURY NOTES DTD 02/28/2021 0.500% 02/28/2026		91282CBQ3	630,000.00	AA+	Aaa	12/03/21	12/07/21	613,019.53	1.15	530.71	622,653.53	579,895.34
US TREASURY NOTES DTD 05/31/2021 0.750% 05/31/2026		91282CCF6	290,000.00	AA+	Aaa	06/02/21	06/04/21	289,365.62	0.79	909.22	289,735.38	265,667.20
US TREASURY NOTES DTD 05/31/2021 0.750% 05/31/2026		91282CCF6	325,000.00	AA+	Aaa	06/06/22	06/08/22	297,857.42	2.99	1,018.96	310,802.92	297,730.49
US TREASURY NOTES DTD 09/30/2021 0.875% 09/30/2026		91282CCZ2	300,000.00	AA+	Aaa	04/05/22	04/07/22	276,222.66	2.77	222.34	287,189.00	272,437.50
US TREASURY NOTES DTD 02/15/2017 2.250% 02/15/2027		912828V98	295,000.00	AA+	Aaa	07/05/22	07/07/22	287,371.48	2.85	1,385.85	290,379.40	274,810.94
US TREASURY NOTES DTD 02/15/2017 2.250% 02/15/2027		912828V98	925,000.00	AA+	Aaa	09/14/22	09/15/22	871,451.17	3.68	4,345.47	891,158.73	861,695.31
US TREASURY NOTES DTD 04/30/2020 0.500% 04/30/2027		912828ZN3	1,110,000.00	AA+	Aaa	08/03/22	08/05/22	992,062.50	2.92	15.08	1,035,376.74	975,759.38
US TREASURY NOTES DTD 08/15/2017 2.250% 08/15/2027		9128282R0	1,050,000.00	AA+	Aaa	09/01/22	09/06/22	995,490.23	3.40	4,932.69	1,013,710.51	967,640.63
US TREASURY NOTES DTD 09/30/2022 4.125% 09/30/2027		91282CFM8	500,000.00	AA+	Aaa	11/01/22	11/03/22	496,738.28	4.27	1,746.93	497,730.27	488,906.25
US TREASURY NOTES DTD 10/31/2022 4.125% 10/31/2027		91282CFU0	340,000.00	AA+	Aaa	12/06/22	12/08/22	344,728.13	3.81	38.11	343,379.50	332,243.75
US TREASURY NOTES DTD 10/31/2020 0.500% 10/31/2027		91282CAU5	1,210,000.00	AA+	Aaa	01/04/23	01/06/23	1,030,437.89	3.91	16.44	1,079,539.30	1,042,679.75
US TREASURY NOTES DTD 01/31/2021 0.750% 01/31/2028		91282CBJ9	1,130,000.00	AA+	Aaa	02/07/23	02/08/23	973,962.89	3.82	2,118.75	1,012,414.28	973,918.75
US TREASURY NOTES DTD 03/31/2023 3.625% 03/31/2028		91282CGT2	490,000.00	AA+	Aaa	05/01/23	05/02/23	489,502.34	3.65	1,504.47	489,603.54	469,557.79

**Managed Account Detail of Securities Held**

For the Month Ending **April 30, 2024**

**CITY OF COACHELLA - OPERATING PORTFOLIO - 995343 - (14201484)**

<b>Security Type/Description</b> <b>Dated Date/Coupon/Maturity</b>	<b>CUSIP</b>	<b>Par</b>	<b>S&amp;P Rating</b>	<b>Moody's Rating</b>	<b>Trade Date</b>	<b>Settle Date</b>	<b>Original Cost</b>	<b>YTM at Cost</b>	<b>Accrued Interest</b>	<b>Amortized Cost</b>	<b>Market Value</b>
<b>U.S. Treasury Bond / Note</b>											
US TREASURY NOTES DTD 03/31/2021 1.250% 03/31/2028	91282CBS9	575,000.00	AA+	Aaa	05/08/23	05/09/23	517,095.70	3.51	608.78	528,689.51	502,765.63
US TREASURY NOTES DTD 04/30/2023 3.500% 04/30/2028	91282CHA2	420,000.00	AA+	Aaa	05/01/23	05/01/23	418,047.66	3.60	39.95	418,438.98	400,443.75
US TREASURY NOTES DTD 04/30/2023 3.500% 04/30/2028	91282CHA2	460,000.00	AA+	Aaa	05/15/23	05/16/23	460,844.53	3.46	43.75	460,680.85	438,581.25
US TREASURY NOTES DTD 05/31/2023 3.625% 05/31/2028	91282CHE4	530,000.00	AA+	Aaa	06/01/23	06/02/23	527,888.28	3.71	8,031.45	528,274.75	507,392.21
US TREASURY NOTES DTD 06/30/2023 4.000% 06/30/2028	91282CHK0	55,000.00	AA+	Aaa	07/06/23	07/10/23	54,093.36	4.37	737.36	54,241.06	53,401.56
<b>Security Type Sub-Total</b>		<b>18,780,000.00</b>					<b>17,750,873.63</b>	<b>2.62</b>	<b>34,806.11</b>	<b>18,165,883.14</b>	<b>17,314,805.54</b>
<b>Municipal Bond / Note</b>											
MS ST TXBL GO BONDS DTD 08/06/2020 0.565% 11/01/2024	605581MZ7	200,000.00	AA	Aa2	07/24/20	08/06/20	200,000.00	0.57	565.00	200,000.00	195,402.00
OR ST DEPT TRANS TXBL REV BONDS DTD 09/17/2020 0.566% 11/15/2024	68607DVA0	135,000.00	AAA	Aa1	09/11/20	09/17/20	135,000.00	0.57	352.34	135,000.00	131,785.65
FL ST BOARD OF ADMIN TXBL REV BONDS DTD 09/16/2020 1.258% 07/01/2025	341271AD6	40,000.00	AA	Aa3	09/03/20	09/16/20	40,282.80	1.11	167.73	40,068.88	38,090.80
FL ST BOARD OF ADMIN TXBL REV BONDS DTD 09/16/2020 1.258% 07/01/2025	341271AD6	110,000.00	AA	Aa3	09/03/20	09/16/20	110,000.00	1.26	461.27	110,000.00	104,749.70
LOS ANGELES CCD, CA TXBL GO BONDS DTD 11/10/2020 0.773% 08/01/2025	54438CYK2	80,000.00	AA+	Aaa	10/30/20	11/10/20	80,000.00	0.77	154.60	80,000.00	75,684.80
NJ TURNPIKE AUTHORITY TXBL REV BONDS DTD 02/04/2021 1.047% 01/01/2026	646140DP5	40,000.00	AA-	A1	01/22/21	02/04/21	40,000.00	1.05	139.60	40,000.00	37,344.40
<b>Security Type Sub-Total</b>		<b>605,000.00</b>					<b>605,282.80</b>	<b>0.78</b>	<b>1,840.54</b>	<b>605,068.88</b>	<b>583,057.35</b>
<b>Federal Agency Commercial Mortgage-Backed Security</b>											

**Managed Account Detail of Securities Held**

For the Month Ending **April 30, 2024**

**CITY OF COACHELLA - OPERATING PORTFOLIO - 995343 - (14201484)**

<b>Security Type/Description</b>	<b>Dated Date/Coupon/Maturity</b>	<b>CUSIP</b>	<b>Par</b>	<b>S&amp;P Rating</b>	<b>Moody's Rating</b>	<b>Trade Date</b>	<b>Settle Date</b>	<b>Original Cost</b>	<b>YTM at Cost</b>	<b>Accrued Interest</b>	<b>Amortized Cost</b>	<b>Market Value</b>
<b>Federal Agency Commercial Mortgage-Backed Security</b>												
FHMS K043 A2 DTD 03/01/2015 3.062% 12/01/2024		3137BGK24	107,676.59	AA+	Aaa	03/19/20	03/25/20	113,009.94	1.95	274.75	108,343.26	105,948.10
FHMS K061 A2 DTD 01/30/2017 3.347% 11/01/2026		3137BTUM1	237,776.66	AA+	Aaa	05/19/23	05/24/23	230,457.59	4.31	663.20	232,454.76	227,164.05
FHMS K064 A2 DTD 05/15/2017 3.224% 03/01/2027		3137BXQY1	360,000.00	AA+	Aaa	08/16/23	08/18/23	339,581.25	4.98	967.20	343,646.02	341,279.30
FHLMC MULTIFAMILY STRUCTURED P DTD 07/01/2017 3.243% 04/01/2027		3137F1G44	205,000.00	AA+	Aaa	08/16/23	08/18/23	193,284.57	4.97	554.01	195,562.08	194,016.54
FHLMC MULTIFAMILY STRUCTURED P DTD 08/01/2017 3.117% 06/01/2027		3137F2LJ3	320,000.00	AA+	Aaa	08/17/23	08/22/23	299,250.00	5.01	831.20	303,056.93	301,313.90
FHMS K507 A1 DTD 09/01/2023 4.800% 04/01/2028		3137HAMR4	318,723.88	AA+	Aaa	09/20/23	09/28/23	313,722.15	5.19	1,274.90	314,313.93	313,676.72
FHMS K506 A1 DTD 09/01/2023 4.650% 05/01/2028		3137HAMG8	169,022.22	AA+	Aaa	09/07/23	09/14/23	166,494.50	5.01	654.96	166,805.25	165,651.41
FHMS KJ46 A1 DTD 07/01/2023 4.777% 06/01/2028		3137HAD45	273,627.69	AA+	Aaa	07/19/23	07/27/23	273,620.83	4.78	1,089.27	273,621.91	269,529.69
FHMS K505 A2 DTD 07/01/2023 4.819% 06/01/2028		3137HACX2	325,000.00	AA+	Aaa	07/13/23	07/20/23	328,246.10	4.59	1,305.15	327,723.95	319,604.01
FNA 2023-M6 A2 DTD 07/01/2023 4.190% 07/01/2028		3136BODE6	345,000.00	AA+	Aaa	07/18/23	07/31/23	339,151.17	4.58	1,204.63	340,046.23	332,036.08
FHMS KJ47 A1 DTD 09/01/2023 5.272% 08/01/2028		3137HAMN3	188,297.23	AA+	Aaa	09/19/23	09/28/23	188,296.28	5.27	827.25	188,296.39	188,203.77
FHMS K506 A2 DTD 09/01/2023 4.650% 08/01/2028		3137HAMH6	340,000.00	AA+	Aaa	09/07/23	09/14/23	334,970.38	4.99	1,317.50	335,553.51	332,538.51
FHMS K508 A2 DTD 10/01/2023 4.740% 08/01/2028		3137HAO74	345,000.00	AA+	Aaa	10/11/23	10/19/23	337,432.08	5.26	1,362.75	338,186.91	338,457.74
FHMS K509 A2 DTD 10/01/2023 4.850% 09/01/2028		3137HAST4	260,000.00	AA+	Aaa	10/25/23	10/31/23	251,710.42	5.60	1,050.83	252,471.49	256,078.60

**Managed Account Detail of Securities Held**

For the Month Ending **April 30, 2024**

**CITY OF COACHELLA - OPERATING PORTFOLIO - 995343 - (14201484)**

<b>Security Type/Description</b>	<b>Dated Date/Coupon/Maturity</b>	<b>CUSIP</b>	<b>Par</b>	<b>S&amp;P Rating</b>	<b>Moody's Rating</b>	<b>Trade Date</b>	<b>Settle Date</b>	<b>Original Cost</b>	<b>YTM at Cost</b>	<b>Accrued Interest</b>	<b>Amortized Cost</b>	<b>Market Value</b>
<b>Federal Agency Commercial Mortgage-Backed Security</b>												
FHMS K507 A2	DTD 09/01/2023 4.800% 09/01/2028	3137HAMS2	335,000.00	AA+	Aaa	09/20/23	09/28/23	330,995.75	5.07	1,340.00	331,425.71	329,338.12
FHMS K510 A2	DTD 11/01/2023 5.069% 10/01/2028	3137HB3D4	135,000.00	AA+	Aaa	11/14/23	11/21/23	134,609.72	5.14	570.26	134,641.50	134,045.92
FHMS K511 A2	DTD 12/01/2023 4.860% 10/01/2028	3137HB3G7	190,000.00	AA+	Aaa	11/28/23	12/07/23	189,454.13	4.93	769.50	189,494.75	187,163.31
FHMS K512 A2	DTD 12/01/2023 5.000% 11/01/2028	3137HBCF9	175,000.00	AA+	Aaa	12/11/23	12/21/23	176,634.15	4.78	729.17	176,524.87	173,271.52
FHMS K513 A2	DTD 01/01/2024 4.724% 12/01/2028	3137HBFY5	195,000.00	AA+	Aaa	01/10/24	01/18/24	196,947.86	4.50	767.65	196,844.28	191,168.55
FHMS K514 A2	DTD 02/01/2024 4.572% 12/01/2028	3137HBLV4	195,000.00	AA+	Aaa	02/01/24	02/08/24	196,949.81	4.34	742.95	196,865.64	190,041.15
FHMS K518 A2	DTD 03/01/2024 5.400% 01/01/2029	3137HC2L5	245,000.00	AA+	Aaa	03/19/24	03/28/24	250,915.53	4.83	1,102.50	250,811.29	246,779.12
FHMS K517 A2	DTD 03/01/2024 5.355% 01/01/2029	3137HC2C5	305,000.00	AA+	Aaa	03/05/24	03/14/24	314,145.73	4.66	1,361.06	313,920.94	306,673.66
FHMS K515 A2	DTD 02/01/2024 5.400% 01/01/2029	3137HBPD0	340,000.00	AA+	Aaa	02/14/24	02/22/24	349,159.60	4.78	1,530.00	348,840.26	342,323.00
FHMS K516 A2	DTD 03/01/2024 5.477% 01/01/2029	3137HBPM0	340,000.00	AA+	Aaa	02/29/24	03/07/24	350,198.98	4.78	1,551.82	349,914.45	343,468.43
FHMS K520 A2	DTD 04/01/2024 5.180% 03/01/2029	3137HCKV3	195,000.00	AA+	Aaa	04/23/24	04/30/24	195,791.51	5.09	841.75	195,791.51	194,875.39
<b>Security Type Sub-Total</b>			<b>6,445,124.27</b>					<b>6,395,030.03</b>	<b>4.84</b>	<b>24,684.26</b>	<b>6,405,157.82</b>	<b>6,324,646.59</b>
<b>Federal Agency Bond / Note</b>												
FEDERAL HOME LOAN BANK NOTES	DTD 04/16/2020 0.500% 04/14/2025	3130AJHU6	200,000.00	AA+	Aaa	04/15/20	04/16/20	199,008.00	0.60	47.22	199,810.74	191,181.80
FANNIE MAE NOTES	DTD 04/24/2020 0.625% 04/22/2025	3135G03U5	260,000.00	AA+	Aaa	04/22/20	04/24/20	259,464.40	0.67	40.63	259,895.46	248,580.80

**Managed Account Detail of Securities Held**

For the Month Ending **April 30, 2024**

**CITY OF COACHELLA - OPERATING PORTFOLIO - 995343 - (14201484)**

<b>Security Type/Description</b> <b>Dated Date/Coupon/Maturity</b>	<b>CUSIP</b>	<b>Par</b>	<b>S&amp;P Rating</b>	<b>Moody's Rating</b>	<b>Trade Date</b>	<b>Settle Date</b>	<b>Original Cost</b>	<b>YTM at Cost</b>	<b>Accrued Interest</b>	<b>Amortized Cost</b>	<b>Market Value</b>
<b>Federal Agency Bond / Note</b>											
FANNIE MAE NOTES DTD 04/24/2020 0.625% 04/22/2025	3135G03U5	360,000.00	AA+	Aaa	06/03/20	06/05/20	361,843.20	0.52	56.25	360,368.23	344,188.80
FREDDIE MAC NOTES (CALLABLE) DTD 05/29/2020 0.750% 05/28/2025	3134GVB31	200,000.00	AA+	Aaa	06/05/20	06/09/20	199,400.00	0.81	637.50	199,870.34	190,485.00
FANNIE MAE NOTES DTD 06/19/2020 0.500% 06/17/2025	3135G04Z3	175,000.00	AA+	Aaa	07/02/20	07/07/20	175,201.25	0.48	325.69	175,045.91	165,925.90
FANNIE MAE NOTES DTD 06/19/2020 0.500% 06/17/2025	3135G04Z3	225,000.00	AA+	Aaa	10/01/20	10/05/20	226,055.25	0.40	418.75	225,253.36	213,333.30
FANNIE MAE NOTES DTD 06/19/2020 0.500% 06/17/2025	3135G04Z3	305,000.00	AA+	Aaa	06/17/20	06/19/20	304,368.65	0.54	567.64	304,857.39	289,185.14
FREDDIE MAC NOTES DTD 07/23/2020 0.375% 07/21/2025	3137EAEU9	185,000.00	AA+	Aaa	07/21/20	07/23/20	184,078.70	0.48	192.71	184,774.73	174,442.42
FANNIE MAE NOTES DTD 08/27/2020 0.375% 08/25/2025	3135G05X7	195,000.00	AA+	Aaa	08/25/20	08/27/20	194,087.40	0.47	134.06	194,759.34	183,040.85
FANNIE MAE NOTES DTD 08/27/2020 0.375% 08/25/2025	3135G05X7	420,000.00	AA+	Aaa	10/21/20	10/22/20	417,727.80	0.49	288.75	419,381.83	394,241.82
FREDDIE MAC NOTES (CALLABLE) DTD 08/30/2022 4.050% 08/28/2025	3134GXS54	1,000,000.00	AA+	Aaa	08/19/22	08/30/22	999,600.00	4.06	7,087.50	999,823.03	983,545.00
FREDDIE MAC NOTES DTD 09/25/2020 0.375% 09/23/2025	3137EAEX3	285,000.00	AA+	Aaa	09/23/20	09/25/20	284,142.15	0.44	112.81	284,760.14	266,526.30
FANNIE MAE NOTES DTD 11/12/2020 0.500% 11/07/2025	3135G06G3	185,000.00	AA+	Aaa	11/09/20	11/12/20	184,337.70	0.57	447.08	184,798.15	172,467.18
<b>Security Type Sub-Total</b>		<b>3,995,000.00</b>					<b>3,989,314.50</b>	<b>1.44</b>	<b>10,356.59</b>	<b>3,993,398.65</b>	<b>3,817,144.31</b>
<b>Corporate Note</b>											
CITIGROUP INC CORPORATE NOTES (CALLED,OM DTD 05/04/2021 0.981% 05/01/2024	172967MX6	50,000.00	BBB+	A3	04/27/21	05/04/21	50,000.00	0.98	245.25	50,000.00	49,992.85



**Managed Account Detail of Securities Held**

For the Month Ending **April 30, 2024**

**CITY OF COACHELLA - OPERATING PORTFOLIO - 995343 - (14201484)**

<b>Security Type/Description</b>	<b>CUSIP</b>	<b>Par</b>	<b>S&amp;P Rating</b>	<b>Moody's Rating</b>	<b>Trade Date</b>	<b>Settle Date</b>	<b>Original Cost</b>	<b>YTM at Cost</b>	<b>Accrued Interest</b>	<b>Amortized Cost</b>	<b>Market Value</b>
<b>Corporate Note</b>											
CITIGROUP INC CORPORATE NOTES (CALLED,OM DTD 05/04/2021 0.981% 05/01/2024)	172967MX6	55,000.00	BBB+	A3	04/28/21	05/04/21	55,145.75	0.89	269.78	55,000.00	54,992.14
NOVARTIS CAPITAL CORP DTD 02/14/2020 1.750% 02/14/2025	66989HAP3	295,000.00	AA-	Aa3	05/06/20	05/08/20	305,504.95	0.98	1,104.20	296,583.11	286,752.10
AMAZON.COM INC CORPORATE NOTES DTD 04/13/2022 3.000% 04/13/2025	023135CE4	245,000.00	AA	A1	04/11/22	04/13/22	244,610.45	3.06	367.50	244,876.67	239,224.37
GOLDMAN SACHS GROUP INC CORPORATE NOTES DTD 05/22/2015 3.750% 05/22/2025	38148LAE6	135,000.00	BBB+	A2	02/12/21	02/17/21	150,819.30	0.94	2,235.94	138,204.87	132,138.81
JPMORGAN CHASE & CO (CALLABLE) CORP NOTE DTD 06/01/2021 0.824% 06/01/2025	46647PCH7	115,000.00	A-	A1	05/24/21	06/01/21	115,000.00	0.82	394.83	115,000.00	114,406.14
JPMORGAN CHASE & CO CORP NOTES (CALLABLE DTD 08/10/2021 0.768% 08/09/2025	46647PCM6	50,000.00	A-	A1	08/03/21	08/10/21	50,000.00	0.77	87.47	50,000.00	49,305.75
BRISTOL-MYERS SQUIBB CO CORPORATE NOTES DTD 11/13/2020 0.750% 11/13/2025	110122DN5	72,000.00	A	A2	06/17/21	06/21/21	71,282.88	0.98	252.00	71,749.50	67,135.03
BANK OF AMERICA CORP NOTES (CALLABLE) DTD 03/22/2022 3.384% 04/02/2026	06051GKM0	220,000.00	A-	A1	03/17/22	03/22/22	220,000.00	3.38	599.72	220,000.00	215,085.20
BANK OF AMERICA NA CORPORATE NOTES DTD 08/18/2023 5.526% 08/18/2026	06428CAA2	175,000.00	A+	Aa1	10/23/23	10/24/23	173,526.50	5.85	1,960.96	173,798.57	175,262.33
TARGET CORP CORP NOTES (CALLABLE) DTD 01/24/2022 1.950% 01/15/2027	87612EBM7	25,000.00	A	A2	01/19/22	01/24/22	24,957.50	1.99	143.54	24,976.87	23,077.38
TARGET CORP CORP NOTES (CALLABLE) DTD 01/24/2022 1.950% 01/15/2027	87612EBM7	125,000.00	A	A2	01/27/22	01/31/22	124,923.75	1.96	717.71	124,958.34	115,386.87

**Managed Account Detail of Securities Held**

For the Month Ending **April 30, 2024**

**CITY OF COACHELLA - OPERATING PORTFOLIO - 995343 - (14201484)**

<b>Security Type/Description</b>	<b>S&amp;P</b>	<b>Moody's</b>	<b>Trade</b>	<b>Settle</b>	<b>Original</b>	<b>YTM</b>	<b>Accrued</b>	<b>Amortized</b>	<b>Market</b>		
<b>Dated Date/Coupon/Maturity</b>	<b>Par</b>	<b>Rating</b>	<b>Rating</b>	<b>Date</b>	<b>Date</b>	<b>at Cost</b>	<b>Interest</b>	<b>Cost</b>	<b>Value</b>		
<b>CUSIP</b>											
<b>Corporate Note</b>											
BANK OF NY MELLON CORP (CALLABLE) CORP DTD 01/26/2022 2.050% 01/26/2027	06406RBA4	200,000.00	A	A1	01/26/22	01/28/22	200,644.00	1.98	1,081.94	200,348.04	184,059.60
BANK OF NY MELLON CORP (CALLABLE) CORP DTD 01/26/2022 2.050% 01/26/2027	06406RBA4	300,000.00	A	A1	08/02/22	08/04/22	280,158.00	3.67	1,622.92	287,871.64	276,089.40
ADOBE INC (CALLABLE) CORP NOTE DTD 02/03/2020 2.150% 02/01/2027	00724PAC3	360,000.00	A+	A1	12/13/22	12/15/22	332,316.00	4.20	1,935.00	341,544.00	332,953.56
JPMORGAN CHASE CORP NOTES (CALLABLE) DTD 04/22/2021 1.578% 04/22/2027	46647PCB0	260,000.00	A-	A1	08/02/22	08/04/22	235,172.60	3.81	102.57	244,342.30	239,651.10
HOME DEPOT INC CORP NOTES (CALLABLE) DTD 09/14/2017 2.800% 09/14/2027	437076BT8	350,000.00	A	A2	01/25/23	01/27/23	330,256.50	4.15	1,279.44	335,627.29	325,012.80
JPMORGAN CHASE CORP NOTES (CALLABLE) DTD 02/24/2022 2.947% 02/24/2028	46647PCW4	125,000.00	A-	A1	09/14/23	09/18/23	114,296.25	5.13	685.59	115,789.49	116,219.63
JOHN DEERE CAPITAL CORP CORPORATE NOTES DTD 07/14/2023 4.950% 07/14/2028	24422EXB0	115,000.00	A	A1	07/11/23	07/14/23	114,828.65	4.98	1,691.94	114,856.04	114,067.70
JOHN DEERE CAPITAL CORP CORPORATE NOTES DTD 07/14/2023 4.950% 07/14/2028	24422EXB0	135,000.00	A	A1	07/13/23	07/17/23	136,833.30	4.64	1,986.19	136,542.83	133,905.55
TOYOTA MOTOR CREDIT CORP CORPORATE NOTES DTD 09/11/2023 5.250% 09/11/2028	89236TLB9	110,000.00	A+	A1	09/06/23	09/11/23	109,808.60	5.29	802.08	109,830.35	109,903.31
CITIBANK NA CORP NOTES (CALLABLE) DTD 09/29/2023 5.803% 09/29/2028	17325FBB3	400,000.00	A+	Aa3	09/26/23	09/29/23	400,000.00	5.80	2,063.29	400,000.00	407,713.60
BLACKROCK FUNDING INC CORPORATE NOTES (C) DTD 03/14/2024 4.700% 03/14/2029	09290DAA9	30,000.00	AA-	Aa3	03/05/24	03/14/24	29,945.70	4.74	184.08	29,946.96	29,410.89

**Managed Account Detail of Securities Held**

For the Month Ending **April 30, 2024**

**CITY OF COACHELLA - OPERATING PORTFOLIO - 995343 - (14201484)**

Security Type/Description Dated Date/Coupon/Maturity	CUSIP	Par	S&P Rating	Moody's Rating	Trade Date	Settle Date	Original Cost	YTM at Cost	Accrued Interest	Amortized Cost	Market Value
<b>Corporate Note</b>											
BLACKROCK FUNDING INC CORPORATE NOTES (C) DTD 03/14/2024 4.700% 03/14/2029	09290DAA9	350,000.00	AA-	Aa3	04/09/24	04/11/24	348,376.00	4.81	2,147.64	348,391.93	343,127.05
<b>Security Type Sub-Total</b>		<b>4,297,000.00</b>					<b>4,218,406.68</b>	<b>3.63</b>	<b>23,961.58</b>	<b>4,230,238.80</b>	<b>4,134,873.16</b>
<b>Certificate of Deposit</b>											
COOPERAT RABOBANK UA/NY CERT DEPOS DTD 07/20/2023 5.080% 07/17/2026	21684LGS5	325,000.00	A+	Aa2	07/17/23	07/20/23	325,000.00	5.08	4,769.56	325,000.00	324,997.40
<b>Security Type Sub-Total</b>		<b>325,000.00</b>					<b>325,000.00</b>	<b>5.08</b>	<b>4,769.56</b>	<b>325,000.00</b>	<b>324,997.40</b>
<b>Asset-Backed Security</b>											
HAROT 2021-1 A3 DTD 02/24/2021 0.270% 04/21/2025	43813GAC5	1,811.05	NR	Aaa	02/17/21	02/24/21	1,811.01	0.27	0.14	1,811.04	1,805.03
HART 2021-A A3 DTD 04/28/2021 0.380% 09/15/2025	44933LAC7	5,138.52	AAA	NR	04/20/21	04/28/21	5,137.98	0.38	0.87	5,138.35	5,105.75
CARMX 2021-1 A3 DTD 01/27/2021 0.340% 12/15/2025	14316NAC3	4,185.49	AAA	NR	01/20/21	01/27/21	4,184.66	0.34	0.63	4,185.21	4,140.42
TAOT 2021-C A3 DTD 09/27/2021 0.430% 01/15/2026	89239BAC5	27,924.83	AAA	Aaa	09/21/21	09/27/21	27,922.61	0.43	5.34	27,923.95	27,306.49
CARMX 2021-2 A3 DTD 04/21/2021 0.520% 02/17/2026	14314OAC8	15,773.78	AAA	NR	04/13/21	04/21/21	15,770.38	0.52	3.65	15,772.51	15,548.59
HART 2021-C A3 DTD 11/17/2021 0.740% 05/15/2026	44935FAD6	16,731.04	AAA	NR	11/09/21	11/17/21	16,727.30	0.75	5.50	16,729.34	16,385.55
DCENT 2021-A1 A1 DTD 09/27/2021 0.580% 09/15/2026	254683CP8	55,000.00	AAA	Aaa	09/20/21	09/27/21	54,988.22	0.58	14.18	54,994.37	53,988.92
CHAIT 2024-A1 A DTD 01/31/2024 4.600% 01/15/2027	161571HV9	305,000.00	AAA	NR	01/24/24	01/31/24	304,953.55	4.61	623.56	304,957.26	299,796.12
HAROT 2023-3 A3 DTD 08/22/2023 5.410% 02/18/2028	43815QAC1	215,000.00	AAA	NR	08/15/23	08/22/23	214,955.67	5.42	420.03	214,962.50	214,513.15

**Managed Account Detail of Securities Held**

For the Month Ending **April 30, 2024**

**CITY OF COACHELLA - OPERATING PORTFOLIO - 995343 - (14201484)**

<b>Security Type/Description</b> <b>Dated Date/Coupon/Maturity</b>	<b>CUSIP</b>	<b>Par</b>	<b>S&amp;P Rating</b>	<b>Moody's Rating</b>	<b>Trade Date</b>	<b>Settle Date</b>	<b>Original Cost</b>	<b>YTM at Cost</b>	<b>Accrued Interest</b>	<b>Amortized Cost</b>	<b>Market Value</b>
<b>Asset-Backed Security</b>											
TAOT 2023-C A3 DTD 08/15/2023 5.160% 04/17/2028	89231FAD2	65,000.00	AAA	NR	08/08/23	08/15/23	64,985.30	5.17	149.07	64,987.54	64,659.39
TAOT 2023-D A3 DTD 11/14/2023 5.540% 08/15/2028	89239FAD4	65,000.00	AAA	NR	11/07/23	11/14/23	64,992.99	5.54	160.04	64,993.60	65,132.26
FITAT 2023-1 A3 DTD 08/23/2023 5.530% 08/15/2028	31680EAD3	235,000.00	AAA	Aaa	08/15/23	08/23/23	234,985.43	5.53	577.58	234,987.45	234,986.04
CHAIT 2023-A1 A DTD 09/15/2023 5.160% 09/15/2028	161571HT4	270,000.00	AAA	NR	09/07/23	09/15/23	269,925.16	5.17	619.20	269,933.53	268,507.39
AMXCA 2023-3 A DTD 09/19/2023 5.230% 09/15/2028	02582JKD1	275,000.00	AAA	NR	09/12/23	09/19/23	274,987.71	5.23	639.22	274,989.06	274,145.22
HART 2023-C A3 DTD 11/13/2023 5.540% 10/16/2028	44918CAD4	95,000.00	AAA	NR	11/03/23	11/13/23	94,987.51	5.54	233.91	94,988.55	94,921.45
BACCT 2023-A2 A2 DTD 12/14/2023 4.980% 11/15/2028	05522RDH8	120,000.00	NR	Aaa	12/07/23	12/14/23	119,983.88	4.98	265.60	119,984.99	119,075.42
GMCAR 2024-1 A3 DTD 01/17/2024 4.850% 12/18/2028	36268GAD7	35,000.00	NR	Aaa	01/09/24	01/17/24	34,992.96	4.85	70.73	34,993.33	34,547.56
<b>Security Type Sub-Total</b>		<b>1,806,564.71</b>					<b>1,806,292.32</b>	<b>4.86</b>	<b>3,789.25</b>	<b>1,806,332.58</b>	<b>1,794,564.75</b>
<b>Managed Account Sub-Total</b>		<b>36,253,688.98</b>					<b>35,090,199.96</b>	<b>3.13</b>	<b>104,207.89</b>	<b>35,531,079.87</b>	<b>34,294,089.10</b>
<b>Securities Sub-Total</b>		<b>\$36,253,688.98</b>					<b>\$35,090,199.96</b>	<b>3.13%</b>	<b>\$104,207.89</b>	<b>\$35,531,079.87</b>	<b>\$34,294,089.10</b>
<b>Accrued Interest</b>											<b>\$104,207.89</b>
<b>Total Investments</b>											<b>\$34,398,296.99</b>



**STAFF REPORT**  
**7/10/2024**

**TO:** Honorable Mayor and City Council Members

**FROM:** Ruben Ramirez, Controller

**SUBJECT:** Investment Report – May 31, 2024

---

**STAFF RECOMMENDATION:**

Staff recommends that the City Council receive and file the investment report for May 31, 2024.

**EXECUTIVE SUMMARY:**

On June 12, 2024, the City of Coachella along with its component units (Sanitary District, Educational & Governmental Access Cable Corporation, Fire Protection District, and Water Authority) approved and adopted the current “Statement of Investment Policy”.

Pursuant to Section 16 of that policy, the City Treasurer shall provide to the City Council a monthly investment report that provides a clear picture of the status of the current investment portfolio. This report shall include, at a minimum, the following information for each type of investment held in the City’s investment portfolio: the issuer, amount of investment, current market value, yield on investment, income generated from investments, dollar amount invested on all securities, investments, and money held by the local agency; and shall additionally include a description of any of the local agency’s funds, investments, or programs; and a description of unusual investment activity or developments during the month for which the report is prepared. This information shall be provided for all City and component unit pooled investments, as well as for bond accounts, which are managed by outside Fiscal Agents.

The interest rates presented are the most current rates available as of the date of these reports. The market values presented for pooled City investments are based on closing prices for the related investments as of the date of these reports. This information was obtained from the Wall Street Journal or other reliable sources of market prices.

The market values presented for investments managed by fiscal agents are based on amounts reported by the fiscal agents in their investment statements. The purchase date and type of investment are not included for funds held by fiscal agents.

Attached is the Treasurer's Report of Investments, which includes an overview of investments that provides information on investment activity, withdrawals and deposits, interest earned, payment of interest, and payment of principal as of the months ended May 31, 2024. In addition, this report includes detailed information and current activity on individual investments.

All City investments are in compliance with the guidelines established for Authorized Investments as specified in the Investment Policy, Section 8.

There was no unusual investment activity to report.

The City and Districts have sufficient money to meet their expenditure requirements for the next six months.

**FISCAL IMPACT:**

None; this report is received and filed only.

**CITY OF COACHELLA**  
**TREASURER'S REPORT - INVESTMENT REPORT**  
 As of May 31, 2024  
 Fiscal Year 2023-2024

DESCRIPTION	CURRENT YIELD	BALANCE AS OF 4/30/2024	NET: DEPOSITS/ (WITHDRAWALS)	INTEREST EARNED / CHANGE IN VALUE	PAYMENT OF (INTEREST)	PAYMENT OF (PRINCIPAL)	BALANCE AS OF 5/31/2024
<b>CASH ON HAND</b>							
Wells Fargo-General Checking	N/A	7,435,709.05	(672,994.77)	-	-	-	6,762,714.28
Sweep Account	4.966%	3,255,006.23	4,508,661.99				7,763,668.22
Wells Fargo-Road Maintenance	N/A	857,164.16	95,460.33		-	-	952,624.49
Wells Fargo-Gas Tax	N/A	858,776.99	85,084.67	-	-	-	943,861.66
Wells Fargo- Payroll Acct	N/A	(201,845.08)	185,356.29				(16,488.79)
Petty Cash	N/A	7,000.00	-	-	-	-	7,000.00
<b>Total Cash on Hand</b>		<b>12,211,811.35</b>	<b>4,201,568.51</b>	<b>-</b>	<b>-</b>	<b>-</b>	<b>16,413,379.86</b>
<b>INVESTMENTS</b>							
State of California - LAIF	2.17%	18,911,988.11		-	-	-	18,911,988.11
Investment Management Acct	1.47%	34,329,167.04		272,636.08	-	-	34,601,803.12
<b>Total Investments</b>		<b>53,241,155.15</b>	<b>-</b>	<b>272,636.08</b>	<b>-</b>	<b>-</b>	<b>53,513,791.23</b>
<b>CASH WITH FISCAL AGENT</b>							
US Bank	varies	4,644,343.01	-	510.71	-	-	4,644,853.72 ①
Wells Fargo Bank, N.A.	5.83%	120.43	274,579.65	0.40	-	-	274,700.48 ②
Wilmington Trust, N. A.	0.03%	5,433,050.55	(740,009.14)	4,883.72	-	-	4,698,300.38 ③
<b>Total Cash with Fiscal Agent</b>		<b>10,077,513.99</b>	<b>(465,429.49)</b>	<b>5,394.83</b>	<b>-</b>	<b>-</b>	<b>9,617,854.58</b>
<b>Grand Total</b>		<b>75,530,480.49</b>	<b>3,736,139.02</b>	<b>278,030.91</b>	<b>-</b>	<b>-</b>	<b>79,545,025.67</b>

Completed By: Lourdes Marrón-Accountant  
 Reviewed By: Ruben Ramirez- Controller



**CITY OF COACHELLA**  
**TREASURER'S REPORT - INVESTMENT REPORT**  
As of May 31, 2024  
Fiscal Year 2023-2024

DESCRIPTION	CURRENT YIELD	BALANCE AS OF 4/30/2024	NET: DEPOSITS/ (WITHDRAWALS)	INTEREST EARNED / CHANGE IN VALUE	PAYMENT OF (INTEREST)	PAYMENT OF (PRINCIPAL)	BALANCE AS OF 5/31/2024
<b>CASH WITH FISCAL AGENT</b>							
<b>US BANK</b>							
<b>COACHELLA FINANCING AUTHORITY</b>							
<b><u>Successor Agency to the Coachella Redevelopments Agency 2014 Series</u></b>							
A/C #: 6712104701 Debt Service Fund	0.00%	284.79	-	1.21	-	-	286.00
A/C #: 6712104702 Interest Account	0.00%	-	-	-	-	-	-
A/C #: 6712104703 Principal Account	0.00%	(0.00)	-	-	-	-	(0.00)
A/C #: 6712104704 Reserve Account	0.00%	827,612.50	-	-	-	-	827,612.50
<b>COACHELLA SANITARY DISTRICT</b>							
<b><u>WASTEWATER SERIES 2015A</u></b>							
A/C #: 6712148601 Bond Fund	0.00%	1,392.72	0.04	5.89	-	-	1,398.65
A/C #: 6712148602 Interest Account	0.00%	-	(0.01)	0.01	-	-	-
A/C #: 6712148603 Principal Account	0.00%	-	(0.03)	0.03	-	-	-
A/C #: 6712148604 Reserve Account	0.00%	310,175.00	-	-	-	-	310,175.00
<b><u>COACHELLA SANITARY DISTRICT: PROJECT FUND 2011</u></b>							
A/C #: 6711963500 Project Fund 2011	0.0100%	27,289.67	-	116.03	-	-	27,405.70

**CITY OF COACHELLA**  
**TREASURER'S REPORT - INVESTMENT REPORT**  
 As of May 31, 2024  
 Fiscal Year 2023-2024

DESCRIPTION	CURRENT YIELD	BALANCE AS OF 4/30/2024	NET: DEPOSITS/ (WITHDRAWALS)	INTEREST EARNED / CHANGE IN VALUE	PAYMENT OF (INTEREST)	PAYMENT OF (PRINCIPAL)	BALANCE AS OF 5/31/2024
<b>COACHELLA SUCCESSOR AGENCY</b>							
<b>MERGED PROJECT AREAS BONDS 98 &amp; 99: BONDS 2013</b>							
A/C #: 6712071401 Interest Account	0.00%	78.38	-	0.33	-	-	78.71
A/C #: 6712071402 Interest Account	0.00%	(0.00)	-	-	-	-	(0.00)
A/C #: 6712071403 Principal Account	0.00%	0.00	-	-	-	-	0.00
A/C #: 6712071404 Reserve Account	0.00%	406,487.50	-	-	-	-	406,487.50
<b>SA TO COACHELLA RDA REFUNDING BONDS SERIES 2016A &amp; 2016B</b>							
A/C #: 6712160601 Debt Service	0.00%	1,362.10	-	5.79	-	-	1,367.89
A/C #: 6712160602 Interest Account	0.00%	0.00	-	-	-	-	0.00
A/C #: 6712160603 Principal Account	0.00%	0.00	-	-	-	-	0.00
A/C #: 6712160604 Reserve Account	0.00%	1,993,663.46	-	-	-	-	1,993,663.46
<b>COACHELLA LEASE BONDS 2016</b>							
A/C #: 6712179801 Payment Account	0.0000%	463,665.63	-	381.42	-	-	464,047.05
A/C #: 6712179802 Interest Account	0.0000%	(0.00)	-	-	-	-	(0.00)
A/C #: 6712179803 Principal Account	0.0000%	-	-	-	-	-	-
A/C #: 6712179804 Reserve Account	0.0000%	612,331.26	-	-	-	-	612,331.26
<b>TOTAL US BANK OF CALIFORNIA</b>		<b>4,644,343.01</b>	<b>-</b>	<b>510.71</b>	<b>-</b>	<b>-</b>	<b>4,644,853.72</b> ①
<b>WELLS FARGO BANK, N.A.</b>							
<b>GAS TAX BONDS SERIES 2019</b>							
A/C #: 83925300 Debt Service Fund	0.0000%	90.60	(90.48)	0.36	-	-	0.48
A/C #: 83925301 Interest Account	0.0000%	10.99	79,688.97	0.04	-	-	79,700.00
A/C #: 83925302 Principal Account	0.0000%	18.84	194,981.16	-	-	-	195,000.00
<b>TOTAL WELLS FARGO BANK, N.A.</b>		<b>120.43</b>	<b>274,579.65</b>	<b>0.40</b>	<b>-</b>	<b>-</b>	<b>274,700.48</b> ②

**CITY OF COACHELLA**  
**TREASURER'S REPORT - INVESTMENT REPORT**  
 As of May 31, 2024  
 Fiscal Year 2023-2024

DESCRIPTION	CURRENT YIELD	BALANCE AS OF 4/30/2024	NET: DEPOSITS/ (WITHDRAWALS)	INTEREST EARNED / CHANGE IN VALUE	PAYMENT OF (INTEREST)	PAYMENT OF (PRINCIPAL)	BALANCE AS OF 5/31/2024
<b>WILMINGTON TRUST, N. A.</b>							
<b>CITY OF COACHELLA TAXABLE PENSION OBLIGATION BONDS</b>							
A/C #: 144613-000 Revenue Account	0.03%	375.25	-	1.55	-	-	376.80
A/C #: 144613-001 Interest Account	0.03%	129.12	-	0.62	-	-	129.74
A/C #: 144613-002 Principal Account	0.00%	428.78	-	1.86	-	-	430.64
<b>CITY OF COACHELLA 2022A BOND FUND</b>							
A/C #: 154278-000 Bond Fund	1.76%	14,584.75	4,755.45	18.00	-	-	19,358.20
A/C #: 154278-001 Interest Account	0.00%	-	-	-	-	-	-
A/C #: 154278-002 Principal Account	0.00%	-	-	-	-	-	-
A/C #: 154278-004 Project FD Account	1.76%	1,162,811.60	(4,693.23)	4,857.36	-	-	1,162,975.73
<b>CITY OF COACHELLA 2022B BOND FUND</b>							
A/C #: 155657-000 Bond Fund	1.76%	36.79	2,000.00	4.33	-	-	2,041.12
A/C #: 155657-001 Interest Account	0.00%	-	-	-	-	-	-
A/C #: 155657-002 Principal Account	0.00%	-	-	-	-	-	-
A/C #: 155657-004 COI Account	0.00%	-	-	-	-	-	-
<b>CITY OF COACHELLA BOFA 2023 ESCROW</b>							
A/C #: 166682-000 Bond Fund		4,255,059.51	(742,071.36)				3,512,988.15
<b>TOTAL WILMINGTON TRUST BANK, N.A.</b>		<b>5,433,425.80</b>	<b>(740,009.14)</b>	<b>4,883.72</b>	-	-	<b>4,698,300.38</b>
<b>TOTAL CASH WITH FISCAL AGENT</b>		<b>10,077,889.24</b>	<b>(465,429.49)</b>	<b>5,394.83</b>	-	-	<b>9,617,854.58</b>

③



**STAFF REPORT**  
**7/10/2024**

**TO:** Honorable Mayor and City Council Members

**FROM:** Andrew Simmons, P.E. - City Engineer

**SUBJECT:** Amendment Number Three to the Reimbursement Agreement with the Coachella Valley Association of Governments and appropriate \$44,691 from General Fund for Avenue 48 Arts and Music Line Project, City Project ST-140.

**STAFF RECOMMENDATION:**

Approve and execute Amendment Number Three to the Reimbursement Agreement with the Coachella Valley Association of Governments Design and appropriate \$44,691 from General Fund for the Avenue 48 Arts and Music Line Project, City Project ST-140.

**EXECUTIVE SUMMARY:**

The Coachella Valley Association of Governments (CVAG) is the lead agency for the proposed Avenue 48 Arts and Music Line (Arts and Music Line Project) improvements and has contracted with Webb and Associates to design the project.

The proposed Arts and Music Line Project will be a community connector to the CV Link located primarily along Avenue 48. On October 20<sup>th</sup>, 2022, the California Transportation Commission (CTC) staff announced that CVAG was recommended for a 36.483 million dollar grant for the Arts and Music line.

CVAG entered into a cost share agreement with the City of Coachella in April of 2022, for a total not to exceed sum of \$54,638. On January 25, 2023 City Council approved Amendment #1 for a total not to exceed amount of \$75,838. On January 24, 2024 City Council approved Amendment #2 for a total not to exceed amount \$105, 719. Due to additional final engineering costs that will be incurred to produce final bid ready plans, and to include pre-construction and construction management CVAG is requesting to amend the cost share agreement to cover additional work. Per the attached Amendment Number Two the new not to exceed cost share amount to the City of Coachella would be \$150,410.

**BACKGROUND:**

The Arts and Music Line is a pedestrian and bicycle community connector to the CV Link and located primarily along Avenue 48. The eastern end will extend along Dillon Road to the Spotlight 29 Casino. The western end will extend to Washington Street.

The project's design will incorporate both light and sound elements. The project also includes partnerships with two school districts and Golden Voice, as the route provides an opportunity to feature students' art and music.

The proposed local share of the design cost has been calculated by linear mileage of the project. Additional factors, such as sidewalk use and construction of trail along one or both sides of the road were included in the calculation.

**FISCAL IMPACT:**

The total project design cost is now projected be \$7,520,525. CVAG's regional share is \$5,640,394 and the 25% local share is \$1,880,131.

The local share is distributed between the Cities of Coachella, Indio, and La Quinta primarily by linear mileage and additional factors, such as sidewalk use and construction of trail along one or both sides of the road.

The City of Coachella's share would increase from \$ \$105,719 to \$150,410. If approved, the City's share would increase by \$44,691 and be appropriated from the General Fund.

**ATTACHMENTS:**

1. CVAG Arts and Music Line Amendment 3

**AMENDMENT NUMBER THREE  
 TO THE  
 REIMBURSEMENT AGREEMENT BY AND BETWEEN  
 CVAG AND THE CITY OF COACHELLA  
 FOR THE  
 ATP – ARTS AND MUSIC LINE**

This **AMENDMENT NUMBER THREE** is made and entered into this 29<sup>th</sup> day of April 2024, by and between the **Coachella Valley Association of Governments**, a California joint powers agency (CVAG), the **City of Coachella** (Agency) and is made with reference to the following background facts and circumstances. All other terms and conditions shall remain the same as stated in the original agreement dated September 30, 2019 for the ATP – Arts and Music Line Project.

1. **This Amendment Number Three authorizes the additional scope of services in accordance with the attached Albert A. Webb Associates letter dated March 11, 2024 for the not-to-exceed amount of \$2,234,565. The total amount payable shall not exceed \$6,026,462.**
2. **This Amendment Number Three increases CVAG’s Regional Share to \$5,640,394, and the Local Share to \$1,880,131.**
3. **This Amendment Number Three authorizes CVAG to amend the cost-sharing agreements between CVAG and the Cities of La Quinta, Indio and Coachella for design costs related to the ATP - Arts and Music Line, by adding \$2,234,565 to the total costs for a revised total of \$7,520,525 which represents an additional \$1,675,924 totaling \$5,640,394 for the 75 percent CVAG share and an additional \$558,641 totaling \$1,880,131 for the 25 percent local share.**

	<b>CVAG Approval Date</b>	<b>Amendment Amount</b>	<b>Regional Share (75%)</b>	<b>Local Share (25%)</b>
Original Contract	March 18, 2020	\$2,731,897	\$2,048,923	\$682,974
Amendment Number One	February 28, 2022	No Cost	\$0	\$0
Amendment Number Two	December 5, 2022	\$1,060,000	\$795,000	\$265,000
Amendment Number Three	December 4, 2023	\$1,494,063	\$1,120,547	\$373,516
Amendment Number Four	April 29, 2024	<u>\$2,234,565</u>	<u>\$1,675,924</u>	<u>\$558,641</u>
<b>Total Contract not-to-exceed</b>		<b>\$7,520,525</b>	<b>\$5,640,394</b>	<b>\$1,880,131</b>

Based on the revised additional \$558,641 to the local share, the revised 25 percent local share, totals \$1,880,131 per this amendment, which will be split between the cities of La Quinta, Coachella and Indio as follows:

<b>La Quinta</b>	<b>Indio</b>	<b>Coachella</b>	<b>Total Local Share (25%)</b>
\$470,033	\$1,259,688	\$150,410	\$1,880,131
(25%)	(67%)	(8%)	(100%)

**SIGNATURES ON NEXT PAGE**



The parties hereto have caused this **Amendment Number Three** to be executed by their duly authorized representatives on the above-reference date.

**ATTEST**

**CITY OF COACHELLA**

By: \_\_\_\_\_  
Carlos Campos, City Attorney

By: \_\_\_\_\_  
Gabriel Martin, City Manager

**ATTEST**

**COACHELLA ASSOCIATION OF GOVERNMENTS**

By: \_\_\_\_\_  
Allen McMillen, Contract Analyst II

By: \_\_\_\_\_  
Tom Kirk, CVAG Executive Director

**Attachment A-1**  
**Albert A. Webb Associates – Arts & Music Line Amendment No. 3**  
**Additional Scope of Services and Compensation**

Please refer to the following Albert A. Webb Associates letter dated March 11, 2024

March 11, 2024

**Corporate Headquarters**  
3788 McCray Street  
Riverside, CA 92506  
951.686.1070

**Murrieta Office**  
41870 Kalmia Street #160  
Murrieta, CA 92562  
T: 951.686.1070

Mr. Randy Bowman  
Program Manager - Transportation  
Coachella Valley Association of Governments  
74-199 El Paseo, Suite 100  
Palm Desert, CA 92260

**RE:** CVAG' s Arts & Music Line Contract Amendment

Dear Randy:

Albert A. Webb Associates (WEBB) is requesting a budget amendment for Arts & Music Line to provide additional professional services related to additional engineering and additional environmental documentation according to the National Environmental Policy Act (NEPA).

The Scope of Services is described in Exhibit A, and the Compensation for Additional Work is described in Exhibit B.

We look forward to continuing to work with CVAG on this project.

Sincerely,

**Albert A. Webb Associates**

  
Dilesh Sheth, PE, TE  
Senior Vice President

## EXHIBIT A - SCOPE OF SERVICES

### Task 1 – Additional NEPA Services

#### NEPA Technical Studies

Additional effort associated with the Caltrans NEPA document coordination and technical studies.

#### HRER

- Æ will prepare an Historic Resource Evaluation Report (HRER) to the standards outlined in Caltrans Standard Environmental Reference (SER), Volume 2, Cultural Resources.
- Æ will include additional time for Caltrans' second review of the Historic Properties Survey Report (HPSR) packet to accommodate two rounds of comments for the HRER.
- WEBB will include additional time for Caltrans review and coordination.

#### La Quinta Evacuation Channel East Bank

Address the change in project design from the west to the east bank of the channel:

- Æ will conduct a pedestrian spot-check survey of the east side of the La Quinta Evacuation Channel.
- Æ will update the HRER, Archaeological Survey Report (ASR), Area of Potential Effects (APE) map, and HPSR with the revised project description and survey results.
- Æ will include additional time for a third round of review and comments of the HPSR packet by Caltrans.
- WSP will conduct a site visit of east bank and prepare a memorandum for Caltrans review and approval to supplement the approved Natural Environment Study – Minimal Impacts (NES-MI) and Jurisdictional Delineation.
- WEBB will include additional time for Caltrans review and coordination.

#### Water Quality Technical Memorandum

- WEBB will address the comments from Caltrans requesting additional detail in the Water Quality Technical Memorandum (WQTM).
- A Risk Level Assessment will be conducted and requested calculations of disturbed surface will be provided for the entire project and the east bank alignment change.
- WEBB will include additional time for Caltrans review and coordination.

#### Traffic Study

Analyze additional intersections for traffic signal warrants.

- Youngs Lane & Avenue 48
- Solano Avenue/Sundial Street & Avenue 48
- Oasis Street & Avenue 48
- Rancho Las Flores Park Driveway & Van Buren Street
- Van Buren Street with an RRFB or Pedestrian Hybrid Beacon at Martin Van Buren Elementary
- Avenue 49 and Braley Court, a Pedestrian Hybrid Beacon

## **Task 2 – Geotechnical and Drainage Analyses for the Bike Barrier Mitigations**

Avenue 48 within the boundaries of the City of Indio and the City of Coachella currently does not have the Master Drainage System in place. Consequently, it frequently experiences significant water accumulation on the street during rainstorms. In response to this issue, both cities have sought drainage solutions to address the reduced capacity resulting from the proposed bike barrier on the street's north side. As part of our inquiry, we have pinpointed medians near Solano Avenue as potential locations for implementing underground storm drain systems. Our scope of service is as follows:

- We will prepare drainage analysis to determine the loss of capacity due to bike barriers along Avenue 48 between Washington Street and Dillon Road.
- We will prepare drainage analysis to determine the mitigation stormwater volume at the downstream end of Avenue 48 to keep the flow depth to the previous condition.
- We will prepare drainage analysis to determine the underground drainage system needed to mitigate the additional flow.
- We will perform hand excavation of four percolation borings to depths up to 10 feet below the ground surface. Collect soil samples for grain size analyses. Set percolation pipe in the percolation borings and pre-saturate the test locations.
- We will perform percolation testing in accordance with the Riverside County Handbook. Upon test completion, we will pull the percolation pipe and loosely backfill the borings with native soil.
- We will perform laboratory testing, which is anticipated to include grain size analyses. The final laboratory test program will depend on the soil conditions encountered during the investigation.
- We will prepare a limited percolation test report for the project, including a discussion of the soil types encountered, grain size analyses test results, percolation test data with calculated infiltration rates, and a figure depicting the percolation test locations.

## **Task 3 – La Quinta Evacuation Channel Connector (LQEC Connector) Technical Memorandum, Alignment and Design Changes**

Assess five potential alignment options for the LQEC connector and draft a technical memorandum outlining the rationale behind selecting the preferred option.

In response to a request from CVWD staff during the December 18<sup>th</sup> meeting, relocate the LQEC Connector to the east bank and ensure the Channel Connector remains outside of a 100-year flood zone. Our scope of service includes:

- We will prepare preliminary alignment and profile for the east bank LQEC Connector. Prepare preliminary retaining wall profile to keep the 100-year flood. Prepare preliminary drainage analysis for before and after conditions.

- We will provide coordination with the CVWD and their consultant for preliminary design and drainage analysis approval.
- We will prepare the final alignment and profile for the east bank LQEC Connector. Prepare the final retaining wall profile design to keep the 100-year flood. Prepare final drainage analysis for before and after conditions. Prepare scour analysis per CVWD requirements.
- We will prepare a structural design for the retaining wall and the LQEC Connector.
- We will prepare electrical design alternatives and final electrical design plans.
- We will prepare plans for the safety features (phone booth, surveillance camera, and sensors).
- We will coordinate with the CVWD and their consultant to approve the final design, drainage, and scour analysis.

#### **Task 4 – Hjorth Street Alignment Extension to Avenue 50**

The Mountain Vista Elementary School (School) is located between Avenue 49 and Avenue 50 on Hjorth Street. To enhance student benefits, CVAG has chosen to extend the Arts and Music Line to connect with the school. Our scope of service is outlined as follows:

Collect traffic and parking data at the school site.

- We will prepare school connector alternatives with Class IV, Class III, and Class II bike facilities, as well as different parking configurations, and provide traffic calming features.
- We will coordinate with the City of Indio and obtain approval for preferred alternatives.
- We will prepare final street improvement and signing & striping plans

#### **Task 5 - Prepare Improvement Plans for New Traffic Signals**

As listed within the NEPA traffic study, additional intersections are supported for traffic signal warrant analysis, including pedestrian bicycle treatments. Our scope of service includes the final design of the following intersections:

- Youngs Lane & Avenue 48
- Solano Avenue/Sundial Street & Avenue 48
- Oasis Street & Avenue 48
- Rancho Las Flores Park Driveway & Van Buren Street
- Van Buren Street with an RRFB or Pedestrian Hybrid Beacon at Martin Van Buren Elementary
- Avenue 49 and Braley Court, a Pedestrian Hybrid Beacon

## **Task 6 – Revise Signing and Striping Plans**

Due to the modifications of the traffic study operational analysis and civil adjustments of curb and gutter, several iterations impacted the final design elements of the signing and striping layouts at the proximity of the intersections and transitions to and from existing conditions. Our scope of service is outlined as follows:

- We will utilize traffic simulation tools to evaluate the impact of proposed signing and identified areas for enhancement or revision.
- Local, regional, and state regulations from the CA-MUTCD had been updated during the design process. The team will implement modifications to account for design impacts.
- We will modify sight lines and placement of signs to minimize overlapping.
- We will determine appropriate signage placement and types, considering factors such as visibility, readability, and driver comprehension.

## **Task 7 – Prepare Signing, Striping, and Pavement Marking Plans for the School Connector Spurs**

- We reviewed inventory of existing bike signing, striping, and markings along the school connector spurs.
- We reviewed the City of Indio's grind and overlay project signing & striping plans.
- We provided recommendations for improvements based on existing and after grind and overlay project completion.
- We Prepared signing, striping, and marking improvement plans for the following roadways.
  - Avenue 46 from Shields Road to Clinton Street
  - Madison Street from Avenue 48 to Avenue 46
  - Monroe Street from Avenue 48 to Dr. Carreon Boulevard
  - Jackson Street from Jackson Street to Highway 111
  - Dr. Carreon Boulevard from Jackson Street to Calhoun Street
  - Moon River Drive from Avenue 50 to La Quinta Middle School

## **Task 8 – Additional Effort for the Project Lighting**

### **Connector Mock Up**

- We will coordinate Mockups with the consultant team and agencies to provide location and costs for Mockup Demo of lighting fixtures.
- We will coordination with Manufacturers for product costs and delivery



- We will coordinate with the controls team to run night-time demonstrations of the color-changing capabilities of proposed light fixtures.
- We will coordinate for a power source to run proposed light fixtures.

### Connector Lighting Consultation Revisions

- We will provide a new lighting scheme along Dillon Rd. from Ave 48 to Cabazon Rd. Lighting shall be incorporated into the raised concrete barrier. Coordinate pricing and cost estimate updates with BABA-compliant lighting fixtures. Lighting designs shall be a collaborative effort between lighting designer, civil engineer, and project artist.
- We will provide a new lighting scheme along Hjorth St. from Avenue 48 to Avenue 49, on Van Buren St. from Avenue 48 to the project boundary, and along Dillion Rd. from Cabazon to the freeway overpass. Lighting shall be incorporated into the concrete path per Circular Dimensions request. Coordinate pricing and cost estimate updates. Lighting designs shall be a collaborative effort between the lighting designer, civil engineer, and artist. Provide a new lighting scheme along the channel connector to the project boundary/CV link connection bridge. Lighting shall be incorporated per the direction of Circular Dimensions. Coordinate pricing and cost estimate updates. Lighting designs shall be a collaborative effort between the lighting designer, civil engineer, and artist.
- Additional team meetings for lighting design coordination with artist and agencies.

### Connector Electrical Construction Document Revisions

- We will update existing electrical construction documents to include the new lighting designs along Dillon Rd. from Ave 48 to Cabazon Rd., along Hjorth St. from Ave 48 to Avenue 49, on Van Buren St. from Avenue 48 to the project boundary, along Dillion Rd. from Cabazon to the freeway overpass and along the channel connector to the project boundary/CV link connection bridge. Provide electrical engineering services for additional electrical systems and lighting controls for new lights, modify panel schedules, details, and fixture schedules, and coordinate drafting services.
- We will have additional coordination with the team for an additional electrical meter pedestal and lighting control cabinet. Three (3) anticipated.
- We will Provide CSI 'Book' specifications for all light fixtures.

### Connector Baba Compliance coordination

- We will provide consultation and coordination to provide alternate BABA-compliant light fixtures per CVAG request. Lighting concepts and budgets were established before BABA compliance requirements.

- Before the construction, WEBB will organize a lighting demonstration event for the project. This is to ensure that all stakeholders have a clear understanding of the proposed lighting solutions.

#### Connector Fiber Connection Coordination/Plan Revisions.

- We will provide coordination and design changes to the electrical documents, including fiber drops into the lighting control cabinets. Additional coordination with the lighting commissioning team is needed to determine the fiber switch interface with lighting control equipment.
- We will have additional team meetings for control cabinet locations and lighting control requirements.

#### Task 9 – Coordination with the CV Sync Project

CVAG is implementing Phase 2 of the CV Sync project along Avenue 48, spanning from Washington Street to Dillon Road. The construction of the CV Sync project will precede Arts and Music Line. It's imperative to coordinate efforts with the CV Sync project to reduce the need for reconstructing the CV Sync facility and to ensure its compatibility as communication infrastructure for the Arts and Music Line.

#### Task 10 – Revise Street Improvements and Intersection Improvement Plans

- We will prepare street improvement plans for the Dr. Carreon segment from Jackson St to Calhoun St in Indio.
- We will update the intersection of Washington Street and Avenue 48 to minimize the reconstruction and acquisition of additional right-of-way.
- We will update street improvement plans for bike barrier saw-cut lines.
- We will update ramps around adjusted traffic signal poles to meet ADA guidelines.
- We will update Van Buren street improvements to accommodate IID pole relocation requirements.

#### Task 11 – Revise Art Treatment Plans

- WEBB will revise art treatment plans to reduce the color concrete.

#### Task 12 – Research and Recommend Cost Effective Alternate to the Color Concrete

WEBB will conduct a thorough analysis of costs associated with alternative pavement coating options, providing stakeholders with insights into the financial/ maintenance and constructability implications. Additionally, a memorandum will outline the advantages and disadvantages of using alternative coating pavement compared to the originally proposed

colored concrete, facilitating informed decision-making.

### **Task 13 – Additional Graphics, Animation, and Presentation Preparation Services**

- We obtained drone footage for the La Quinta Evacuation Channel.
- We Prepared three animations (at-grade, undercrossing, and overcrossing for the LQEC west bank connector.
- We Prepared two animations for the LQEC east bank connector with different lighting options.
- We will prepare and assist with presentations for CVWD, Safety Personnel, and the school district.

### **Task 14 – Prepare Tree Planting Exhibit for the Urban Greening Program Grant**

WEBB assisted the CVAG with preparing an exhibit for tree-planting along the Arts and Music alignment. WEBB reviewed existing landscaping, trees, opportunities, and constraints along the corridor and recommended the proposed trees.

### **Task 15 – Prepare Additional Legal and Plats and Provide Additional Right-of-Way Effort**

We have estimated that approximately 15 legal and plats are needed for the project. After 65% plan preparation, it is determined that an additional 35 legal and plats are required. We will prepare additional legal and plats.

WEBB will provide additional appraisals, acquisitions, negotiations, and escrow coordination services.

### **Task 16 – Utility Potholing and Utility Relocation**

- We estimated approximately 20 potholes are needed for the project. After 65% plan preparation, it is determined that an additional 30 potholes are needed for the project.
- We will coordinate with IID to relocate power poles along Van Buren.
- We will coordinate with the Valley Sanitary District for manholes located within the bike barrier.

### **Task 17 – Additional Field Survey**

- WEBB conducted further research on ROW and titles for the existing easements along Ave 48, including locations at Adams St, Endless Sky, Dune Palms Rd, Miraflores Blvd, Bougainvillea St, Jefferson St, Hjorth St, Calle Conejo, Coronado Dr, Desert Grove Dr, Arabia St, Oasis St, and intersections at Ave 49/Hjorth St, Ave 49/Braley Ct, Van Buren St, Las Flores Park, as well as along Dillon Rd.
- WEBB conducted additional field topo and ROW delineation research at Solano Ave and the parkway spanning between Monroe St and Arabia St, to facilitate the installation of a new signal location and for drainage mitigation purposes.

- WEBB also conducted extra field topo at intersections along Ave 48, including Jackson St, Madison St, Monroe St, Outdoor Resort, Shields Ave, and Youngs Ln, to ensure compliance with ADA curb ramp designs.
- Furthermore, WEBB will conduct field topo and ROW research along the Dr. Carreon segment between Jackson St and Mangrove St. This is intended to support roadway widening efforts aimed at accommodating buffered Class II bike lanes at this segment.

## **Task 18 – Wayfinding Signages and Bike Amenities Hubs**

### **Wayfinding Signages & Project Specific Signs**

- As part of enhancing accessibility and navigation within the project area, WEBB will prepare the wayfinding signage plan. This plan will optimize the placement and design of signages to facilitate smooth movement for bicyclists along the corridor.
- WEBB will design the street name signs explicitly tailored for the project, contributing to a cohesive and visually appealing streetscape that enhances the overall aesthetics and functionality of the project.

### **Bicycle Amenities Data Review and Design**

- We will review the project bike amenities matrix at 9 locations and make recommendations on needed improvements. The recommendations will take into account the condition of each amenity type, required maintenance, needed utility infrastructure, or other specifics.
- The team will develop a memorandum that reflects the specifications for each amenity type, inventory results, recommendations to be shown at the 9 locations (amenities layouts), and submit the results for CVAG acceptance.
- We will develop a layout and submittal for each of the nine locations including specific location for each amenity type.
- Results for the task will be presented via a virtual meeting and the task assumes one round of revisions. Attend up to two (2) meetings with the project team.
- WEBB will provide the landscape themed plan sheets for the proposed bike amenities locations.

## **Task 19 – Additional Project Management and Coordination**

WEBB will provide additional project management and coordination. WEBB will schedule, chair, and prepare meeting agendas and meeting minutes. WEBB will collaborate closely with Golden Voice and the School District to facilitate and design the connection between Ave 49 and 50.

**Task 20 – Additional Specification and Cost Estimate**

WEBB will provide project specifications and cost estimates, including various options like colored concrete or pavement coating alternative for the bike pathway, as well as alternatives for the raised bike barrier.

**EXHIBIT B - COMPENSATION FOR ADDITIONAL SCOPE OF SERVICES**

Services described in our Scope of Work (Exhibit "A") shall be provided on a time and material basis not to exceed **\$2,234,565**.

Compensation Breakdown

Task 1-Additional NEPA Effort	\$ 87,441
Task 2-Geotechnical and Drainage Analyses for the Bike Barrier Mitigation	\$ 28,457
Task 3-La Quinta Evacuation Channel Connector (LQEC Connector)	\$ 358,989
Task 4-Hjorth Street Alignment Extension to Ave 50	\$ 47,000
Task 5-Prepare Improvement Plans for New Traffic Signal	\$ 203,500
Task 6-Revise Signing and Striping Plans	\$ 165,000
Task 7-Prepare Signing, Striping, and Pavement Marking Plans for the School Connector Spur	\$ 25,000
Task 8- Additional Effort for the Project Lighting	\$ 88,705
Task 9-Coordination with the CV Sync Project	\$ 10,000
Task 10-Resive Street Improvement & Intersection Improvement Plans	\$ 250,000
Task 11-Revise Art Treatment Plans	\$ 25,000
Task 12-Research & Recommend Alternate for Color Concrete	\$ 20,000
Task 13-Additional Graphics, Animation & Presentation Preparation	\$ 87,660
Task 14-Prepare Tree Planting Exhibit for Urban Greening Grant	\$ 12,000
Task 15-Prepare Additional Legal & Plats & Additional ROW	\$ 320,643
Task 16-Utility Potholing and Utility Relocation	\$ 189,670
Task 17-Additional Field Survey	\$ 30,000
Task 18-Wayfinding Signage and Bike Amenities Hubs	\$ 80,000
Task 19-Additional Project Management and Coordination	\$ 163,500
Task 20-Specifications and Cost Estimate	\$ 42,000
	<hr/>
	<b>\$ 2,234,565</b>



**STAFF REPORT**  
**7/10/2024**

**TO:** Honorable Mayor and City Council Members

**FROM:** Jason Stevens, IT Manager

**SUBJECT:** Authorize the purchase of Axis camera system upgrade phase 2 for the amount of \$144,979.00

---

**STAFF RECOMMENDATION:**

Staff recommends that the City Council authorize the purchase of equipment and services to facilitate an upgrade and replacement to the cities private camera server and surveillance system in a phased approach from Computer Consultants estimate 7174, for the amount of \$144,979.00.

**BACKGROUND:**

The City of Coachella's building structures currently have end of life and no longer supported stand-alone DVR/NVR (digital video recorder / network video recorder) camera systems at all of our primary facilities. While they are still functioning, there is not an ability to add additional cameras to locations where there is a current need to do so. Additionally, the recording times of these DVR's is generally no longer than 60 days. If a request for camera footage is made older than 60 days the IT department is not able to accommodate the request. The one exception to this is the City of Coachella Public Library which was installed more recently, however this unit also is no longer under support and also has the limitations of a stand-alone DVR/NVR recording times.

The City of Coachella is obligated by law to retain all video footage for at least one year and the upgrade of the cities camera system aims to meet this requirement.

**DISCUSSION/ANALYSIS:**

Phase 1 is currently in progress which included the main primary camera server and immediately necessary camera upgrades for 5 critical high security areas. Due to supply chain issues phase 1 was greatly delayed which was expected and that is why this project was broken down into multiple phases. Now that the primary camera server is installed phase 2 can begin.

Phase 2 includes the upgrade of all existing cameras and addition of new cameras at the following locations, Corporate Yard, Civic Center, Senior Center and downtown Council Chamber.



\$200,000 was budgeted for this project for fiscal year 2023-2024. Phase 3 in a future fiscal year will upgrade cameras at the Library and Sanitation Plant and other locations as needed.

**ALTERNATIVES:**

1. Not authorize this upgrade at this time.

**FISCAL IMPACT:**

There is no fiscal impact. This expense was included in the 2023-24 Annual Budget.



# Computer Consultants

75110 St Charles Place  
Suite 4  
Palm Desert, CA 92211

# Estimate

Date	Estimate #
6/7/2024	7174

Name / Address
CITY OF COACHELLA 53-990 Enterprise Way Coachella, CA 92236

Project

Description	Qty	Rate	Total
<b>**Install cameras at the Civic Center, Corporate Yard, City Hall and Senior Center.</b>			
<b>**Civic Center - Install (6) indoor and (13) outdoor IP cameras.</b>			
<b>*Materials</b>			
AXIS P3267-LV indoor dome camera	6	949.00	5,694.00T
AXIS P3267-LVE outdoor dome camera	13	949.00	12,337.00T
Camera license	19	99.00	1,881.00
<b>*Labor</b>			
Install (6) indoor dome cameras and (13) outdoor dome cameras, activate licenses, line up pictures, focus and test.	72	125.00	9,000.00
<b>**Senior Center - Install (19) indoor and outdoor IP cameras.</b>			
<b>*Materials</b>			
AXIS P3267-LV indoor dome camera	6	949.00	5,694.00T
AXIS P3267-LVE outdoor dome camera	13	949.00	12,337.00T
Camera license	19	99.00	1,881.00
<b>*Labor</b>			
Install (6) indoor dome cameras and (13) outdoor dome cameras, activate licenses, line up pictures, focus and test.	72	125.00	9,000.00
<b>**Corporate Yard - Install (3) indoor (2) warehouse, and (8) outdoor cameras.</b>			
<b>*Materials</b>			
AXIS P3267-LV Indoor dome network camera in the cubicle area	3	949.00	2,847.00T
Install AXIS P1468-LE 4k outdoor bullet camera on the exterior of the building	8	1,049.00	8,392.00T
Install P3267-LVE outdoor dome cameras in the warehouse	2	949.00	1,898.00T
External bullet camera wall mount extension arm	1	99.00	99.00T
Camera license	13	99.00	1,287.00
CAT6 data cable and connectors	3	235.00	705.00T
<b>*Labor</b>			
Install (3) indoor dome cameras, (8) outdoor bullet cameras and (2) outdoor dome cameras in the warehouse. Activate licenses, line up pictures, focus and test. Run 13 new CAT6 data cables to each camera, terminate, label, and test.	208	125.00	26,000.00
<b>**City Hall - Install (13) outdoor dome cameras.</b>			
<b>*Materials</b>			
Install P3267-LVE outdoor dome cameras	13	949.00	12,337.00T
Camera license	13	99.00	1,287.00

<b>Subtotal</b>
<b>Sales Tax (8.75%)</b>
<b>Total</b>

Item 9.



# Computer Consultants

75110 St Charles Place  
Suite 4  
Palm Desert, CA 92211

# Estimate

Date	Estimate #
6/7/2024	7174

Name / Address
CITY OF COACHELLA 53-990 Enterprise Way Coachella, CA 92236

Project

Description	Qty	Rate	Total
Misc materials (mounting hardware, string, Velcro, Zipties, labels etc.)	1	75.00	75.00T
CAT6 data cable and connectors	3	235.00	705.00T
*Labor			
Install (13) outdoor dome cameras. Activate licenses, line up pictures, focus and test. Run 13 new CAT6 data cables to each camera, terminate, label, and test.	208	125.00	26,000.00
Notes: - Where existing data cabling is to be used Computer Consultants is not responsible for the quality of the existing cable. If the existing cable is bad, new data cable will need to be installed at an additional cost.			
If this price quote meets with your approval, please sign below and return to our office. A deposit of 50% is due before commencement of work and the balance due upon completion of project. Thank you for the opportunity to provide this price quotation. This quotation is valid for 30 days.			0.00

Name \_\_\_\_\_ Date \_\_\_\_\_

<b>Subtotal</b>	\$139,456.00
<b>Sales Tax (8.75%)</b>	\$5,523.00
<b>Total</b>	\$144,979.00



**STAFF REPORT**  
**6/26/2024**

**TO:** Honorable Mayor and City Council Members

**FROM:** Delia Granados, Deputy City Clerk

**SUBJECT:** Adopt Resolution No. 2024-26, Calling and Giving Notice of the Holding of a General Municipal Election to be held on Tuesday, November 5, 2024

**STAFF RECOMMENDATION:**

Adopt a resolution calling for a General Municipal Election to be held on November 5, 2024, for the election of one Mayor, two Council Members, one City Clerk and one City Treasurer; approving Candidate Statement Guidelines and Costs; and requesting consolidation with the Statewide Election to be held on that date.

**BACKGROUND:**

Pursuant to provisions of the law relating to General Law Cities in the State of California, a General Municipal Election shall be held on November 5, 2024. The following standard resolution has been prepared and is required to be adopted by City Council pursuant to the California Elections Code:

- Calling for and Giving Notice of Election
- Requesting Riverside County Board of Supervisors approve consolidation and provide election services
- Adopt regulations for candidates pertaining to Candidate Statement materials and including estimated costs of Candidate Statements

Pursuant to the requirements of the laws of the State of California relating to General Law Cities, this resolution calls the election for November 5, 2024, for the purpose of electing one Mayor for one two-year term, two Council Members to the City Council for one four-year term each, one City Clerk for one four-year term, and one City Treasurer for one four-year term; ensures ballots are in conformance with State Law; authorizes the City Clerk to prepare election materials as necessary; ensures polling is conducted in conformance with State Law; directs the City Clerk to provide notice of the election; and authorizes expenses to be paid upon presentation of an invoice for said election.

Included in this resolution is a request to the Riverside Board of Supervisors to Consolidate the General Municipal Election with the Statewide General Election, pursuant to Elections Code

Section 10403. In doing so, the City Council authorizes the County of Riverside to canvass the returns and authorizes payment to the County of Riverside for specified election services.

Additionally, pursuant to Elections Code Section 13307 and the Federal Voting Rights Act, this resolution authorizes candidates the option to prepare a Candidate Statement with specific criteria, and provides the estimated cost for translation, handling and printing of each Candidate Statement. As with past elections, each candidate will be required to provide an advance deposit for the estimated cost of the candidate's statement. **The estimate in 2022 was \$600.00. The Riverside County Registrar of Voters has yet to provide an estimate for this year.** Candidates may receive a bill or refund for the difference depending on how many candidates actually file a candidate statement.

The nomination period for the City of Coachella Mayor, City Council, City Clerk, and City Treasurer candidates is Monday, July 15 – Friday, August 9, 2024, during regular business hours. For the duration of the nomination period, City Clerk Office staff furnishes interested persons with all necessary paperwork to run for office (i.e., Nomination Papers, Conflict of Interest, optional Candidate Statement, etc.) as well as information related to State and local campaign disclosure regulations.

**FISCAL IMPACT:**

Funding for the General Municipal Elections will be included in Fiscal Year 2024/2025 General Fund Budget. The funding will be found in the City Clerk's budget 101-11-112-10-334-000.

**RECOMMENDED ALTERNATIVE(S):**

Approve Resolution No. 2024-26 calling for a General Municipal Election to be held on November 5, 2024, for the election of one Mayor, two Council Members, one City Clerk, and one City Treasurer; approving Candidate Statement Guidelines and Costs; and requesting consolidation with the Statewide Election to be held on that date.

Attachment: Resolution No. 2024-26

**RESOLUTION NO. 2024-26**

**A RESOLUTION OF THE CITY COUNCIL OF THE CITY OF COACHELLA, CALIFORNIA, CALLING AND GIVING NOTICE OF THE HOLDING OF A GENERAL MUNICIPAL ELECTION TO BE CONSOLIDATED WITH THE STATEWIDE GENERAL ELECTION TO BE HELD ON TUESDAY, NOVEMBER 5, 2024, FOR THE ELECTION OF CERTAIN OFFICERS OF SAID CITY AS REQUIRED BY THE PROVISIONS OF THE LAWS OF THE STATE OF CALIFORNIA RELATING TO GENERAL LAW CITIES, REQUESTING THE COUNTY TO APPROVE SAID CONSOLIDATION AND TO RENDER SPECIFIED SERVICES AND SETTING FORTH REGULATIONS FOR CANDIDATES' STATEMENTS.**

**WHEREAS**, under the provisions of the laws relating to General Law Cities in the State of California, a general municipal election shall be held in the City on Tuesday, November 8, 2022, for the elections of one (1) Mayor for the full term of two (2) years, two (2) Members of the City Council for the full term of four (4) years, one (1) City Clerk for the full term of four (4) years, and one (1) City Treasurer for the full term of four (4) years; and

**WHEREAS**, a General Municipal Election is to be held in the City of Coachella, California, on Tuesday, November 5, 2024, and in the course of conduct of said election and in relation thereto it will be necessary to mail sample ballots and polling place inserts to the registered voters of the city and it will facilitate the election if the Registrar of Voters of the County of Riverside provides these and other specified services; and

**WHEREAS**, all necessary expense in performing this service shall be paid by the City of Coachella.

**NOW, THEREFORE, THE CITY COUNCIL OF THE CITY OF COACHELLA, CALIFORNIA DOES HEREBY RESOLVE, DECLARE, DETERMINE AND ORDER AS FOLLOWS:**

**SECTION 1.** That pursuant to the requirements of the laws of the State of California, relating to General Law Cities within the State, there shall be, and is hereby called and ordered held in the City of Coachella, California, on Tuesday, November 5, 2024, a general municipal election of the qualified electors of said City for the purpose of electing one (1) Mayor for the full term of two (2) years, two (2) Members of the City Council for the full term of four (4) years, one (1) City Clerk for the full term of four (4) years, and one (1) City Treasurer for the full term of four (4) years.

**SECTION 2.** That the ballots to be used at said election shall be, both as to form and matter contained therein, such as may be required by law to be used thereat.

**SECTION 3.** That the City Clerk of said City is thereby authorized, instructed, and directed to coordinate with the Registrar of Voters to procure and furnish any and all official

ballots, notices, printed matter and all supplies, equipment and paraphernalia that may be necessary in order to properly and lawfully conduct said election.

**SECTION 4.** That the polls of said election shall be open at seven o'clock a.m., of the day of said election and shall remain open continuously from said time until eight o'clock p.m., of the same day when said polls shall be closed, except as provided in Section 14401 of the Election Code of the State of California.

**SECTION 5.** That in all particulars not recited in this Resolution, said election shall be held and conducted as provided by law for holding municipal elections in said City.

**SECTION 6.** That notice of the time and place of holding said election is hereby given and the City Clerk is hereby authorized, instructed and directed to give such further or additional notice of said election, in time, form and manner as required by law.

**SECTION 7.** That the Registrar of Voters is hereby authorized to canvass the returns of said General Municipal Election of November 5, 2024.

**SECTION 8.** That said City shall reimburse said Registrar for services performed when work is completed upon presentation of a bill.

**SECTION 9.** That pursuant to the requirements of Section 10403 of the Elections Code, the City Council of the City of Coachella, California, does hereby request the Board of Supervisors of the County of Riverside to consent and agree to the consolidation of a General Municipal Election with the Statewide General Election to be held in said City on Tuesday, November 5, 2024, for the purposes described herein, and to render specified services to the City relating to the conduct of said election.

**SECTION 10.** Candidate Statements.

**A.** Pursuant to Section 13307 of the Election Code of the State of California, each candidate for elective office to be voted for may prepare a candidate's statement on an appropriate form provided by the City Clerk. Such statement may include the name, age and occupation of the candidate and brief description of no more than two hundred (200) words of the candidate's education and qualifications expressed by the candidate himself/herself. Such statement shall not include party affiliation of the candidate, or membership of activity in partisan political organizations. Such statement shall be filed in the Office of the City Clerk, with payment of applicable fees, at the time the candidate's nomination papers are filed. Such statement may be withdrawn, but not changed, during the period for filing nomination papers and until 5:00 p.m., the next working day after the close of the nomination period.

**B.** Pursuant to the Federal Voting Rights Act, candidate's statements will be translated into all languages required by the County of Riverside. The County is required to translate candidate's statements into the following languages: (Spanish)



C. The County will print and mail sample ballots and candidates' statements to all voters in Spanish and any other required translation languages to only those voters who are on the County voter file as having requested a sample ballot in a particular language. The County will make the sample ballots and candidates statements in the required languages available at all polling places, on the County's website, and in the Election Official's office.

D. Translations:

1. The candidate shall be required to pay for the cost of translating the candidates statement into any required foreign language as specified in (A) and/or (B) of Section 10 above pursuant to Federal and/or State law.
2. The candidate shall be required to pay for the cost of translating the candidates statement into any foreign language that is not required as specified in (A) and/or (B) of Section 10 above, pursuant to Federal and/or State law, but is requested as an option by the candidate.

E. Printing:

1. The candidate shall be required to pay for the cost of printing the candidates statement in English in the main voter pamphlet.
2. The candidate shall be required to pay for the cost of printing the candidates statement in a foreign language required in (A) and/or (B) of Section 10 above, in the main voter pamphlet.
3. The candidate shall be required to pay for the cost of printing the candidates statement in a foreign language requested by the candidate in the main voter pamphlet.
4. The candidate shall be required to pay for the cost of printing the candidates statement in a foreign language required by (A) and/or (B) of Section 10 above, in the facsimile voter pamphlet.

F. Estimate, Deposit and Payment:

The City Clerk shall estimate the total cost of printing, handling, translating, and mailing the candidate's statements filed pursuant to this section, including costs incurred as a result of complying with the Voting Rights Act of 1965 (as amended), and require each candidate filing a statement to pay in advance to the City his or her estimated pro rata share as a condition of having his or her statement included in the voter's pamphlet. In the event the estimated payment is required, the estimate is just an approximation of the actual cost that varies from one election to another election and may be significantly more or less than the estimate, depending on the actual number of candidates filing statements, the fee shall be paid at the time of filing said statement. **The estimate in 2022 was \$600.00. The Riverside County Registrar of Voters has yet to provide an estimate for this year.** Accordingly, the clerk is not bound by the estimate and may, on a pro rata basis, bill the candidate for additional actual expense or refund

any excess paid depending on the final actual cost. In the event of underpayment, the clerk may require the candidate to pay the balance of the cost incurred. In the event of overpayment, the clerk shall prorate the excess amount among the candidates and refund the excess amount paid within 30 days of the election.

**G. Miscellaneous:**

- 1. All translations shall be provided by professionally-certified translators.
- 2. The City Clerk shall allow (bold type) (underlining) (capitalization) (indentations) (bullets) (leading hyphens) to the same extent and manner as allowed in previous City elections.
- 3. The City Clerk shall comply with all recommendations and standards set forth by the California Secretary of State regarding occupational designations and other matters relating to elections.
- 4. No candidate will be permitted to include additional materials in the sample ballot package.
- 5. The City Clerk shall provide each candidate or the candidate’s representative a copy of this Resolution at the time nominating petitions are issued.

**SECTION 11.** The City Clerk is hereby directed to forward without delay to said Registrar of Voters, a certified copy of this Resolution.

**SECTION 12.** That the City Clerk shall certify to the passage and adoption of this Resolution, enter the same in the book of original Resolutions of said City, and make a minute of the passage and adoption hereof in the records of the proceedings of the City Council of said City in the minutes of the meeting at which the same is passed and adopted.

**PASSED, APPROVED and ADOPTED** this 26<sup>nd</sup> day of June 2024.

\_\_\_\_\_  
Steven A. Hernandez  
Mayor

**ATTEST:**

\_\_\_\_\_  
Angela M. Zepeda  
City Clerk

**APPROVED AS TO FORM:**

---

Carlos Campos  
City Attorney

STATE OF CALIFORNIA            )  
COUNTY OF RIVERSIDE        ) ss.  
CITY OF COACHELLA            )

**I HEREBY CERTIFY** that the foregoing Resolution No. 2024-26 was duly adopted by the City Council of the City of Coachella at a regular meeting thereof, held on the 26<sup>th</sup> day of June 2024, by the following vote of Council:

AYES:

NOES:

ABSENT:

ABSTAIN:

\_\_\_\_\_  
Delia Granados  
Deputy City Clerk



**STAFF REPORT**  
**7/10/2024**

**TO:** Honorable Mayor and City Council Members

**FROM:** Gabriel Perez, Development Services Director

**SUBJECT:** Authorize the City Manager to execute a revised task order with DTA for On-Call Professional Planning Consultant Services for a Fiscal Analysis of the Existing Coachella Sphere of Influence.

**STAFF RECOMMENDATION:**

Staff recommends that the City Council authorize the City Manager to execute the attached revised Task Order 1 with DTA for On-Call Professional Planning Consultant Services for preparation of a fiscal analysis and plan of services for the existing Coachella Sphere of Influence (SOI).

**BACKGROUND:**

In 2021, the Development Services Department established a list of qualified on-call Professional Planning Consultant Services to assist with Project Management/Entitlements, Long Range Planning, Environmental Review Analysis, Fiscal Impact Analysis, Design Review, and Landscape Architecture. DTA is a professional planning and fiscal consultant. The Development Services Department has an increased need for on-call professional planning consulting services related to current planning and long-range planning efforts. A fiscal analysis and plan of services for annexation applications to the Riverside Local Agency Formation Commission (LAFCO) are required from municipalities and special districts. On May 8, 2024, the City Council authorized the City Manager to execute a Professional Services Agreement with DTA to add the company to the City's list of On-Call Professional Planning Consultant and execute a task order of \$37,500 for the fiscal analysis and plan of services. Subsequent to the meeting it was determined that the City's Western Annexation application to Riverside LAFCO will need to include 7 additional parcels in the existing Coachella sphere of influence West of Calhoun Street for a total amount of \$42,000.

**DISCUSSION/ANALYSIS:**

Attached to this staff report is a draft Professional Services Agreement for DTA to provide on-call professional planning consultant services for a term of a year until March 1, 2026. The consultant will provide assistance with planning and fiscal analysis services to the Planning Division for development projects or long-range planning efforts. A task order for \$42,000 is included for preparation of the fiscal analysis of the Pocket 7/Mesquite SOI (Coachella Western Annexation) and the Southern Airport SOI that will evaluate the fiscal impact of potential annexations of the City of Coachella SOI.

**ALTERNATIVES:**

1. Authorize the City Manager to execute a revised task order of \$42,000 for preparation of fiscal study for the Pocket 7/Mesquite and Southern Airport SOI.
2. Continue this item and provide staff direction.

**FISCAL IMPACT:**

The fiscal impact of this action would immediately be \$42,000 and would require an appropriation from the General Fund. Additional fiscal and planning services from DTA cannot be directly determined and will be secured on an as needed basis based on the fee schedule provided in the PSA.

**RECOMMENDED ALTERNATIVE(S):**

Staff recommends Alternative #1 as noted above.

Attachment:

1. Task Order #1 (Revised) – Pocket 7/Mesquite and Southern Airport SOI fiscal analysis

**EXHIBIT "B"  
TASK ORDER FORM**

Task Order No. 1 (Revised)

Agreement: Fiscal Impact Analysis for Pocket7/Mesquite SOI and Southern Airport SOI

Consultant: DTA

**The Consultant is hereby authorized to perform the following services subject to the provisions of the Agreement identified above:**

This engagement will include the preparation of a Plan of Services (POS) and the fiscal impacts of the annexation on the City General Fund for the P7/Mesquite Annexation (Coachella Western Annexation), as well as the preparation of an FIA for the Airport SOI Annexation. The full scope of work is attached.

**List any attachments:** (Please provide if any.)

**Dollar Amount of Task Order:** Not to exceed \$42,000.00

**Completion Date:** October 1, 2024

The undersigned Consultant hereby agrees that it will provide all equipment, furnish all materials, except as may be otherwise noted above, and perform all services for the work above specified in accordance with the Agreement identified above and will accept as full payment therefore the amount shown above.

**CITY OF COACHELLA**

**DTA**

Dated: \_\_\_\_\_

Dated: \_\_\_\_\_

By: \_\_\_\_\_

By: \_\_\_\_\_



PROPOSAL

PLANS OF SERVICE AND  
FISCAL IMPACT ANALYSES

June 20, 2024



CITY OF COACHELLA

SUBMITTED BY:

Jerry Wen  
Senior Vice President

18201 Von Karman Avenue, Suite 220  
Irvine, CA 92612  
800-969-4DTA  
Jerry@FinanceDTA.com



## CITY OF COACHELLA



# SPHERE OF INFLUENCE ANNEXATION PLANS OF SERVICE AND FISCAL IMPACT ANALYSES

JUNE 20, 2024

Prepared for:

**City of Coachella**

53990 Enterprise Way

Coachella, CA 92236

Attention: Gabriel Martin, Ph.D., City Manager

# TABLE OF CONTENTS

<u>SECTION</u>	<u>PAGE</u>
I PROFESSIONAL QUALIFICATIONS.....	1
II KEY PERSONNEL .....	4
A DTA Team Biographies.....	4
III SCOPE OF WORK.....	7
A POS for the 2024 Annexation .....	9
B FIA for the City .....	11
C FIA for Airport SOI Annexation.....	12
D Virtual Meetings.....	14
E Optional Tasks.....	14
IV FEE PROPOSAL .....	16
B Disclaimer.....	17
C Limitations .....	17

## I PROFESSIONAL QUALIFICATIONS

DTA, formerly David Taussig & Associates, is pleased to submit this detailed proposal identifying the tasks required to complete Plans of Service (“POSs”) and Fiscal Impact Analyses (“FIAs”) on behalf of City of Coachella (the “City”). The POSs and FIAs are being prepared in connection with the proposed annexation of certain areas that are within the City’s Sphere of Influence (“SOI”) currently located in unincorporated Riverside County (the “County”), California, into the City. **Notably, DTA recently conducted a series of FIAs and prepared POSs for the County of Riverside Local Agency Formation Commission (the “Riverside LAFCO”) related to the annexation of properties into the City of Murrieta, so we are familiar with Riverside LAFCO’s specific POS and FIA requirements. We also recently completed annexation FIAs and POSs for several annexations to the City of Rancho Cucamonga and are currently working on a large annexation to the City of Barstow.**

DTA is a California public finance consulting firm with a national practice focusing on public-private partnerships and the establishment and implementation of infrastructure and public services financing programs for local municipalities in California and 21 other states. The firm has offices in Irvine, San Francisco, San Jose, and Riverside, California, as well as Dallas and Houston, Texas, Raleigh, North Carolina, and Tampa, Florida. Since its formation in 1985, the firm has assisted over 3,000 public and private sector clients in meeting their infrastructure and public services goals. **DTA is licensed and registered with the U.S. Securities and Exchange Commission (“SEC”) and Municipal Securities Rulemaking Board (“MSRB”) as a Municipal Advisor (No. 867-01160) and follows all the fiduciary requirements associated with this designation.** Additional information on DTA is available on our website ([www.FinanceDTA.com](http://www.FinanceDTA.com)).

DTA’s consulting services include:

- Public infrastructure and public services financing strategies and implementation;
- Special tax and assessment engineering;
- Fiscal and economic impact analyses;
- Proposition (“Prop”) 218 and Assembly Bill (“AB”) 1600 compliance and nexus studies;
- Enhanced Infrastructure Financing District (“EIFD”) and other tax increment financing;
- Property Assessed Clean Energy (“PACE”) bond financing;
- **LAFCO annexation and incorporation analyses;**
- Federal and state grant and loan applications;
- Economic development and revitalization studies; and
- Public improvement construction management services.



www.FinanceDTA.com

# SECTION I PROFESSIONAL QUALIFICATIONS

Item 11.

**DTA is the State of California’s leading financial consultant for Community Facilities Districts (“CFDs”). Our level of experience with the formation and issuance of bonds for CFDs is unequalled, as our firm has been involved in the establishment of over 1,200 CFDs to date.** Since its establishment in 1985, DTA has structured and participated in the formation of over 2,000 public finance districts and bond issuance programs, with total authorized bonded indebtedness over \$75 billion. Our financing programs have utilized a variety of public financing mechanisms, such as CFDs, Assessment Districts (“ADs”), 1972 Act Landscaping and Lighting Districts (“LLDs”), Certificates of Participation, Tax Allocation Bonds, Enhanced Infrastructure Financing Districts (“EIFDs”), Sewer and Water Revenue Bonds, Marks-Roos Bond Pools, Integrated Financing Districts, New Markets Tax Credits (“NMTCs”), state and Federal grants and loans, and various types of fee programs.

While DTA is primarily known for its specialized expertise in the design and administration of CFDs and various types of 1913/1915 Act ADs, as well as the issuance of a variety of types of municipal debt, the firm also provides fiscal and economic impact and Development Impact Fee (“DIF”) consulting services and is experienced in grant writing for Federal and state grant and tax credit programs. These capabilities are frequently combined with our infrastructure finance consulting services to develop public infrastructure and services financing strategies and plans.

On a national basis, DTA has planned and implemented Public Facilities Financing Plans (“PFFPs”) that have ranged from the quantitative analysis of a single financing mechanism for an individual facility to the preparation of a comprehensive public financing plan covering multiple facilities and public services through a series of financing mechanisms. We at DTA feel strongly that our financial analyses provide public officials, landowners, and other interested parties with the level of information needed to make fully informed decisions regarding land use, infrastructure, and public services financing issues. DTA staff has extensive experience working with various stakeholder groups, including public agencies, residents and businesses, property owner associations, land developers, public finance professionals, local Chambers of Commerce, and other interested parties.

**In addition to the planning and implementation of public financing mechanisms, DTA is involved in fiscal and economic analyses of land development impacts,** project feasibility studies, retail market analyses, and economic development studies. DTA’s ability to thoroughly analyze the revenues and costs to a local jurisdiction resulting from new development relates specifically to DTA’s extensive experience preparing FIAs of land development projects. DTA staff has prepared over 700 Fiscal Impact Reports (“FIRs”) estimating the revenue and cost impacts of various land use decisions on cities, counties, and special districts. Our firm has prepared FIRs in conjunction with Specific Plans, Environmental Impact Reports, incorporations and annexations, reuse studies, General Plan amendments, Development Agreements, and individual project proposals covering different types of residential, commercial/industrial, and mixed-use projects. DTA’s work on incorporations and annexations have included Plan of Services studies as required by various County LAFCOs.





www.FinanceDTA.com

## SECTION I PROFESSIONAL QUALIFICATIONS

Item 11.

In terms of Economic Impact Analyses (“EIAs”), DTA has prepared over 200 of these studies for public agencies and land development firms that identify the general economic impacts of a future or existing development or plan on a municipality in terms of economic output gains or losses and job and wage creation opportunities. DTA is also highly experienced in grant writing for Federal and state grant and tax credit programs. These capabilities are frequently combined with our infrastructure finance consulting services to develop public infrastructure and services financing strategies and plans.

## II KEY PERSONNEL

DTA has assembled a Project team with the breadth of experience needed to provide the requested services in a professional and timely manner. The City's work would primarily be handled out of **DTA's Irvine office**. David Taussig will serve as the Principal-in-Charge of DTA's Project team and handle primary account responsibilities for this engagement. Mr. Taussig will attend meetings as necessary and supervise all Project staff. He will be assisted by Jerry Wen, a Senior Vice President at DTA, in addition to other support staff.

### A DTA Team Biographies

#### David Taussig

Chairman/Managing Director | [David@FinanceDTA.com](mailto:David@FinanceDTA.com)



Mr. Taussig has over 45 years of experience in the fields of real estate finance and urban economics. His areas of expertise include municipal finance programs for infrastructure and public facilities development, fiscal and redevelopment impact analyses, and land development project feasibility studies.

Mr. Taussig has an extensive background in computerized financial analyses. Since founding DTA in 1985, Mr. Taussig has developed several state-of-the-art analytical methods and modeling approaches, in addition to directing the formation of over 1,000 public financing districts and subsequent sale of tax-exempt municipal bonds. These districts have funded public infrastructure and services for many types of residential and non-residential development and included several hundred master-planned communities built throughout California and in several other western states. Mr. Taussig's work has involved both the preparation and implementation of public financing plans and his public sector clients have included virtually every major county and city within California, the California Statewide Communities Development Authority ("CSCDA"), and hundreds of special districts. He has provided similar consulting services to many of the largest land development firms in the State of California. The financing programs implemented by Mr. Taussig have ranged from land-secured CFDs and ADs to redevelopment and EIFD tax increment programs and lease revenue-based Certificates of Participation. In addition, Mr. Taussig has been heavily involved in the successful preparation of grant applications to State agencies, such as the Department of Water Resources and Department of Housing and Community Development, and implementation of tax credit programs to fund non-residential development.

Mr. Taussig has also overseen the preparation of numerous feasibility and fiscal and economic impact studies involving computerized analyses of project cash flows and/or impacts on public agencies and landowners. He has handled the preparation of over 250 fiscal impact studies utilized by public agencies to determine the impact of new development, land use plans, incorporations, and annexations on a municipality. **Over the past 39 years, Mr. Taussig has prepared fiscal and economic impact studies for several hundred public and private sector clients, including the Cities of Cathedral City, Fontana, Irvine, Los Angeles, Menifee, Paso**

**Robles, Tustin, Vallejo, and Vista and the Counties of Fresno, Los Angeles, Orange, Riverside, San Bernardino, and San Diego.**

Prior to establishing his own firm, Mr. Taussig was the Director of Finance for Gfeller Development Company, where he handled all take-out and construction financing for the company's residential projects and infrastructure. He also prepared development project proformas that were used by prospective lenders and joint venture partners to evaluate the company's proposed projects.

Mr. Taussig was previously employed for 6 years by Mission Viejo Company ("MVC") where, as the Manager of Housing and Community Development, he was involved in the planning and financing of two planned communities encompassing over 50,000 homes. Mr. Taussig handled a substantial portion of MVC's infrastructure financing during that period. Prior to that, he worked for 5 years in the public sector as the Administrator of a Federal housing and community development program and as a Land Use Planner.

Mr. Taussig's educational background includes a master's degree in city planning from the University of California at Berkeley and B.A. in economics from Cornell University. He has attained a Series 54 license as a Principal Municipal Advisor and Series 50 license as a Municipal Advisor under regulations promulgated by the SEC and MSRB. In addition, Mr. Taussig received full certification from the American Institute of Certified Planners in 1982. He is also a Registered Investment Advisor ("RIA") and member of the Urban Land Institute's ("ULI's") National Council of Public-Private Partnerships ("NCPPP").

**Jerry Wen, CFA**

Senior Vice President | [Jerry@FinanceDTA.com](mailto:Jerry@FinanceDTA.com)

Jerry Wen, Chartered Financial Analyst ("CFA"), Senior Vice President, has a background in CFD and AD formation and administration. Since joining DTA in 1999, Mr. Wen has been involved in all aspects of CFD and AD formation and implementation, including boundary map preparation, special tax and cash flow analyses, overlapping debt analyses, and RMAs of special taxes. Mr. Wen has also been responsible for numerous due diligence assignments, including the review and analysis of existing CFDs, preparation of property owner disclosure documentation, and evaluation of bond financing feasibility. Mr. Wen is actively involved in the administration of numerous CFDs and ADs and familiar with the preparation of annual budgets, Continuing Disclosure Reports, and California Debt and Investment Advisory Commission ("CDIAC") Yearly Fiscal Status Reports, bond indenture compliance analyses, delinquent special tax monitoring and follow-up, and parcel change, subdivision, and development research.



Mr. Wen has also been responsible for the preparation of over 150 FIAs that have evaluated the municipal revenues generated by one or more land development projects as compared with the costs to a municipality of providing public services to those projects. He has also prepared Economic Impact Reports to determine the direct, indirect, and induced employment and economic benefits generated by new development. **Mr. Wen has conducted dozens of these types of studies for projects in the Cities of Carlsbad, Claremont, Chula Vista, Costa Mesa,**

Covina, Menifee, Murrieta, Norco, Ontario, Placentia, Rialto, Riverside, San Marcos, Santa Ana, and Stanton and the Counties of Riverside, San Benito, San Bernardino, and Sutter. He has also led DTA's efforts in the annexation of properties to various cities and special districts throughout the State of California.

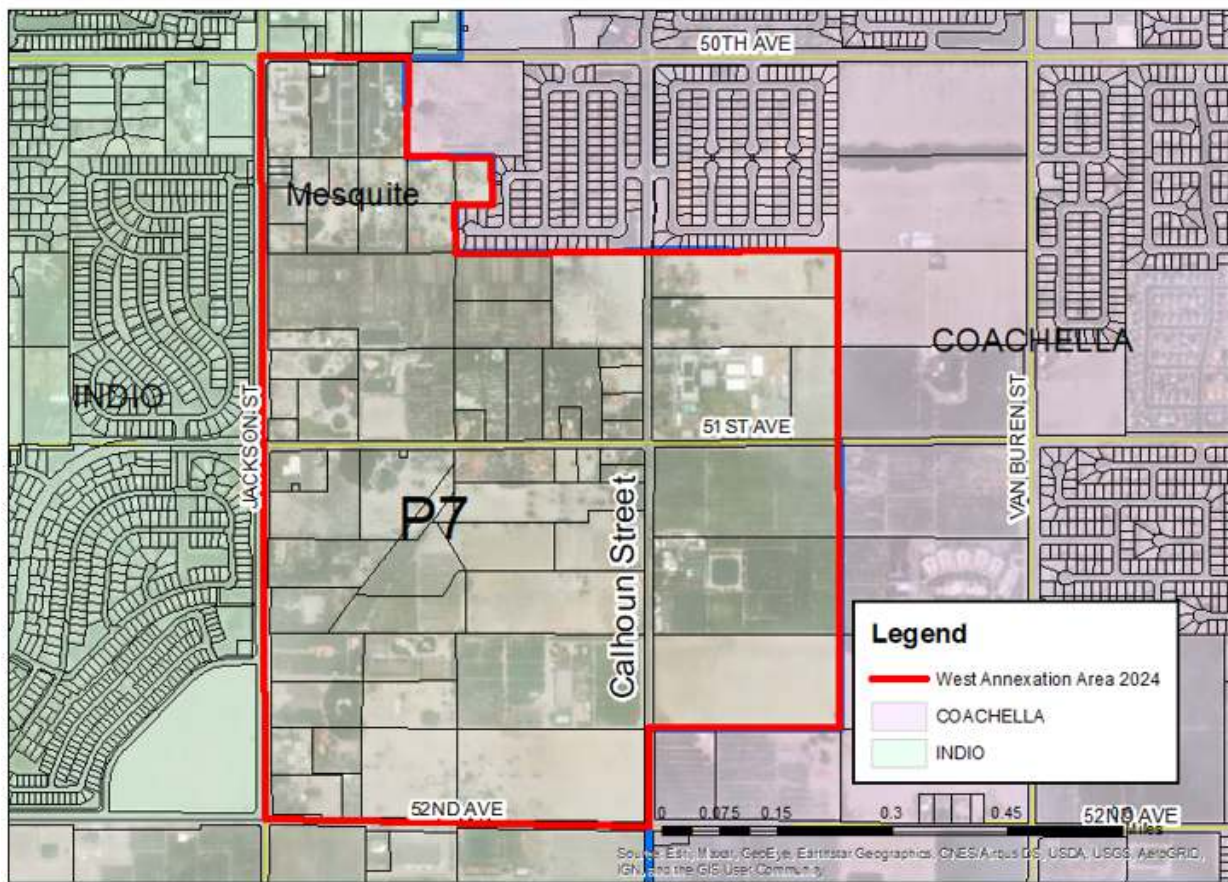
In 1998, Mr. Wen received a B.A. in biology from Cornell University. In 2008, he earned the right to use the CFA designation. Mr. Wen has also attained his Series 50 licensing as a registered Municipal Advisor with the SEC and MSRB.



**III SCOPE OF WORK**

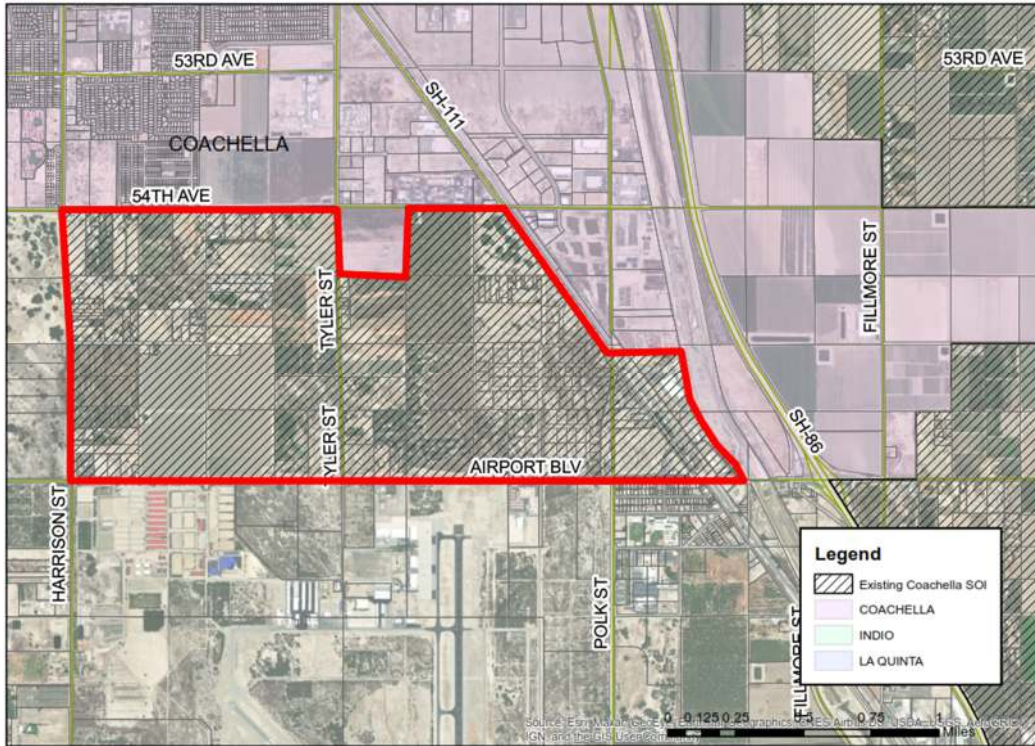
The City of Coachella ("City") is in the process of annexing certain areas currently located in unincorporated Riverside County (the "County") and the City's Sphere of Influence ("SOI"). The tasks listed below shall be undertaken by DTA to prepare the POS and associated FIA to support the annexation of an area commonly known as West Annexation Area 2024 (the "2024 Annexation"), as depicted in Figure 1 below.

**Figure 1: Boundaries of 2024 Annexation**



In addition, the City is currently contemplating a potential annexation of the area north of the Jacqueline Cochran Regional Airport and within City's southern SOI (the "Airport SOI Annexation"), depicted in Figure 2 below. DTA will prepare the FIA for the annexation of Airport SOI to assist the City in evaluating the fiscal impact of such annexation. Hereinafter, the 2024 Annexation and Airport SOI Annexation shall be collectively identified as the "Annexation Areas."

**Figure 2: Boundaries of Airport SOI Annexation**



To ensure the accuracy of its fiscal analysis, DTA will rely on both a *Multiplier Approach* and *Case Study Approach* to evaluate the cost of services that will continue to be rendered by current service providers, such as the County, and those to be rendered in the Annexation Areas by the City or other service providers. Under this approach, DTA would send e-mail correspondence and conduct phone interviews with current and future providers to determine current levels of service and future levels of service for the Annexation Areas, as well as their available funding sources. DTA will use existing information regarding the Annexation Area research from any available City or County documents, such as approved planning documents, if available.

This engagement will include the preparation of a POS and the fiscal impacts of the annexation on the City General Fund for the 2024 Annexation, as well as the preparation of an FIA for the Airport SOI Annexation.

**Notably, the fiscal analyses described below for the City General Fund cannot be finalized until the City and County reach a Property Tax Sharing Agreement determining the portions of the County’s current property tax allocation to be shared with the City.**

**A POS for the 2024 Annexation**

To prepare the POS for the applicable Annexation Area, DTA will perform the following tasks:

**Task 1 – Background Materials and Fiscal Research**

DTA shall collect and review all background materials and data necessary for the POS, some of which shall be provided by the City or County. As part of this task, DTA shall perform the following tasks:

- Collect proposed land uses within such Annexation Area by land use type based on City and/or County approvals, including gross and net acres, floor area ratio, building square footage, etc.;
- Gather information on the Annexation Area’s specific location, Assessor Parcel Numbers (“APNs”), and Tax Rate Areas (“TRAs”);
- Obtain a map of the Annexation Area that reflects any existing or proposed specific development approvals; and
- Determine demographic characteristics of the project by existing or proposed land use type utilizing data from the City’s or County’s General Plan\*, the City, the Riverside County Transportation Authority (“RCTA”), the State Department of Finance, and other data sources.

\*To be provided by the City or County:

**Task 2 – Financial and Services Data Collection**

DTA will determine the agencies that are currently providing services to the applicable Annexation Area, as well as those who will be providing services to it in the future, as follows:

- DTA shall prepare a separate series of e-mails to be sent to various County departments, as well as all other agencies currently providing services to such Annexation Area (the “Current Providers”). Such e-mails would request the following information from each Current Provider:
  - i. The current level of service, location(s) from which each service is being provided, and costs that residents/property owners are currently charged for such service;
  - ii. Identification of whether the Current Provider anticipates that it will continue to provide the service once the Annexation Area is developed;
  - iii. If the answer to item (ii) is affirmative, DTA shall request the level of service that the Current Provider expects to render and costs of rendering such service as the Annexation Area is being developed, as well as at Annexation Areas build-out;
  - iv. Determination of what upgrades in facilities or additional personnel will be required to extend the service to the Annexation Area once development in the Annexation Area proceeds, as well as once it is built-out; and



- v. The date on which service will be made available to the Annexation Area after the annexation.
- DTA will prepare a separate series of e-mails to the City, the County, and any other future service providers asking for the same information requested under items (iii), (iv), and (v), above, for services that these other service providers will be rendering.
- If necessary, DTA shall follow up with phone calls and e-mails to each current and future provider to ensure that the necessary data has been collected from all providers.
- Types of services to be considered under Task 2 shall include the following:
  - Animal control;
  - Building inspection;
  - Cable TV;
  - Drainage;
  - Emergency medical;
  - Fire protection;
  - Flood control;
  - Land use regulation;
  - Library services;
  - Local law administration;
  - Parks, open space and landscape maintenance;
  - Public recreation;
  - Public transit;
  - Road maintenance and improvements;
  - Schools;
  - Solid waste disposal;
  - Street lighting;
  - Street sweeping;
  - Trash collection;
  - Vector control;
  - Wastewater treatment;
  - Water supply; and
  - County General services.
- DTA will evaluate the present and planned capacity of public facilities and adequacy of public services, including all infrastructure needs or deficiencies.

### Task 3 – POS Table

Based on input from Task 2, DTA shall prepare a POS Table that identifies each type of service provided by the Current Provider and proposed service provider once the development of the Annexation Area is initiated and once the Annexation Area has been built-out.

### Task 4 – Written POS Report

DTA will prepare a written POS Report to be submitted to the City, County, and County LAFCO summarizing the information collected from these parties under Tasks 1 and 2 for each of the services listed in the POS Table, as well as a copy of the POS Table itself. Under this POS, the services that are to be transferred to the City will be listed, as will those services that will continue to be provided by the County or other service provider. Major changes to the POS based on revised input from the City, County, LAFCO, or other interested parties once the POS has been submitted to them shall be considered out of scope and may require additional fees if these revisions cause the budget to be exceeded.

## B FIA for the City

In connection with the POS for the City, DTA shall also prepare an FIA analyzing the fiscal impacts of the proposed annexation on the City General Fund, as discussed below. In general, the City is likely to be responsible for many of the local services to be provided after the annexation, with the City's expenditures and revenues to be determined by DTA through the use of a Per Capita and Per Employee Multiplier analysis of the City's most recent General Fund budget, or by a Case Study analysis for certain services if the agency providing those services provides specific information to DTA.

### Task 5 – Background Project and Fiscal Research

DTA shall review additional background materials describing the applicable Annexation Area that are not already covered under Task 1, such as the following:

- DTA will identify projected market prices and valuations for all identified land uses listed under Task 1;\* and
- DTA shall determine the existing total property tax rates for each TRA currently included within such Annexation Area. DTA will obtain breakdowns of general levy tax allocation factors from the County Auditor-Controller for each TRA.

\*To be provided by the City and County.

### Task 6 – City Cost Impacts

DTA will employ the *Per Capita Multiplier Approach* and/or *Case Study Approach* for calculating relevant City costs related to such Annexation Area. This task includes an analysis of the City's current operating budget and relevant City documents. DTA would conduct the following activities under this task:

- This task includes the analysis of the City's current operating budget and relevant City studies or reports (if applicable) to assess the proposed Annexation Area's City General Fund costs at build-out; and
- DTA shall quantify existing infrastructure networks (e.g., existing road lane miles) and service program levels (e.g., number of sworn police officers per 1,000 people or equivalent building square footage) or obtain level of service standards from the City to be applied to the Annexation Area.

### Task 7 – City Revenue Impacts

DTA will generally employ the *Case Study Approach* for certain applicable City revenues, such as sales taxes (direct and indirect, as well as Measure U), Utility User's Taxes ("UUTs"), Transient Occupancy Taxes ("TOTs"), property taxes, motor Vehicle License Fee ("VLF") in-lieu fees, and franchise fees. DTA will calculate property taxes based on the TRAs in which the Annexation Area is located and the City's share of 1% secured *ad valorem* property taxes after entering into

a property tax sharing agreement with the County<sup>1</sup>.

Where applicable, DTA will employ the *Per Capita Multiplier Approach* for calculating other City revenues, such as gas taxes, fines and forfeitures, State subventions, and other miscellaneous revenue sources. This task will involve an analysis of the City's current operating budget for selected revenue categories.

### Task 8 – Overall Fiscal Impacts on the City

- 8.1 **Projection of Annual City Costs and Revenues:** Based on the findings of Tasks 5-7, this task involves the analysis and estimation of the fiscal impacts on the City General Fund that will result from the Annexation Area. DTA will estimate the recurring fiscal cost for the City's provision of public services and operation and maintenance of public facilities for the Annexation Area at build-out. This task also involves projecting recurring revenues to the City from the Annexation Area at build-out.
- 8.2 **Projection of Net Fiscal Impact to the City:** This portion of the analysis will include an evaluation of the fiscal balance generated by the Annexation Area on the City General Fund. If a fiscal shortfall exists, DTA shall project the annual residential and non-residential service charges that would be necessary to mitigate any fiscal imbalance.

### Task 9 – Executive Summary

DTA shall prepare an Executive Summary of the fiscal impacts of the annexation on the City General Fund, plus numerous charts and tables, to be presented to the City with the model as an attachment. Please note that DTA shall make minor revisions to the Executive Summary after submittal to the City, such as grammatical, calculation, and structural edits. However, any major revisions to the Executive Summary, including land use changes or revised assumptions, will be considered Additional Work (please see Section IV below for additional information).

### C FIA for Airport SOI Annexation

DTA shall prepare an FIA analyzing the fiscal impacts of the proposed annexation on the City General Fund, as discussed below. In general, the City is likely to be responsible for many of the local services to be provided after the annexation, with the City's expenditures and revenues to be determined by DTA through the use of a Per Capita and Per Employee Multiplier analysis of the City's most recent General Fund budget, or by a Case Study analysis for certain services if the agency providing those services provides specific information to DTA.

<sup>1</sup> The City FIA cannot be finalized until the final property tax share percentage is determined.

### Task 10 – Background Project and Fiscal Research

DTA shall review additional background materials describing the applicable Annexation Area that are not already covered under Task 1, such as the following:

- DTA will identify projected market prices and valuations for all identified land uses listed under Task 1;\* and
- DTA shall determine the existing total property tax rates for each TRA currently included within such Annexation Area. DTA will obtain breakdowns of general levy tax allocation factors from the County Auditor-Controller for each TRA.

\*To be provided by the City and County.

### Task 11 – City Cost Impacts

DTA will employ the *Per Capita Multiplier Approach* and/or *Case Study Approach* for calculating relevant City costs related to such Annexation Area. This task includes an analysis of the City's current operating budget and relevant City documents. DTA would conduct the following activities under this task:

- This task includes the analysis of the City's current operating budget and relevant City studies or reports (if applicable) to assess the proposed Annexation Area's City General Fund costs at build-out; and
- DTA shall quantify existing infrastructure networks (e.g., existing road lane miles) and service program levels (e.g., number of sworn police officers per 1,000 people or equivalent building square footage) or obtain level of service standards from the City to be applied to the Annexation Area.

### Task 12 – City Revenue Impacts

DTA will generally employ the *Case Study Approach* for certain applicable City revenues, such as sales taxes (direct and indirect, as well as Measure U), UUTs, TOTs, property taxes, motor VLF in-lieu fees, and franchise fees. DTA will calculate property taxes based on the TRAs in which the Annexation Area is located and the City's share of 1% secured *ad valorem* property taxes after entering into a property tax sharing agreement with the County<sup>2</sup>.

Where applicable, DTA will employ the *Per Capita Multiplier Approach* for calculating other City revenues, such as gas taxes, fines and forfeitures, State subventions, and other miscellaneous revenue sources. This task will involve an analysis of the City's current operating budget for selected revenue categories.

### Task 13 – Overall Fiscal Impacts on the City

- 13.1 **Projection of Annual City Costs and Revenues:** Based on the findings of Tasks 10-12, this task involves the analysis and estimation of the fiscal impacts on the City General Fund that will result from the Annexation Area. DTA will estimate the recurring fiscal

<sup>2</sup> The City FIA cannot be finalized until the final property tax share percentage is determined.

cost for the City’s provision of public services and operation and maintenance of public facilities for the Annexation Area at build-out. This task also involves projecting recurring revenues to the City from the Annexation Area at build-out.

**13.2 Projection of Net Fiscal Impact to the City:** This portion of the analysis will include an evaluation of the fiscal balance generated by the Annexation Area on the City General Fund. If a fiscal shortfall exists, DTA shall project the annual residential and non-residential service charges that would be necessary to mitigate any fiscal imbalance.

**Task 14 – Executive Summary**

DTA shall prepare an Executive Summary of the fiscal impacts of the annexation on the City General Fund, plus numerous charts and tables, to be presented to the City with the model as an attachment. Please note that DTA shall make minor revisions to the Executive Summary after submittal to the City, such as grammatical, calculation, and structural edits. However, any major revisions to the Executive Summary, including land use changes or revised assumptions, will be considered Additional Work (please see Section IV below for additional information).

**D Virtual Meetings**

**Task 15 - Presentation of POS and FIA Conclusions**

DTA shall formally present the conclusions of its POS and FIA work product at two (2) virtual meetings with the City, County, LAFCO and other interested parties.

**E Optional Tasks**

**Task 16 – Report Preparation**

DTA shall prepare full narrative Fiscal Impact Report(s) (“FIRs”) (beyond the preparation of Executive Summary-level documents) detailing the impacts of the transfer of the Annexation Area(s) to the City on the City General Fund. Each FIR will contain a detailed discussion and analysis of the assumptions, methodology, and findings of the corresponding fiscal impact study.

**Task 17 – Property Tax Sharing Agreement Negotiations**

At the request of the City, DTA shall assist in negotiations regarding the Property Tax Sharing Agreement between the City and County. Notably, the data included in the City and County FIAs to be prepared by DTA under this Scope of Work could be utilized as the basis for property tax negotiations between the City and County. As it is likely that a series of separate fiscal analyses may be needed to determine the final property tax sharing percentages agreed upon by the two parties, DTA would keep track of its time on this task separately on a time and materials basis. This cost would be invoiced as an additional charge if it causes the total proposed budget below to be exceeded.



**Task 18 – Additional Annexations**

At the request of the City, DTA shall prepare additional FIAs for other potential annexations of unincorporated areas into the City.

**IV FEE PROPOSAL**

The proposed budget for the tasks listed in the Scope of Work is detailed below in Table 1. DTA shall be remunerated for consulting services (as described above in the Scope of Work) on an hourly basis according to the rates set forth in Table 2 below, with invoices being submitted to the City monthly.

**Table 1: Proposed Budget**

Task Nos.	Project Task	Maximum Charge
1-9	POS for 2024 Annexation	\$27,500
10-14	FIA for Airport SOI Annexation	\$12,500
15	Two (2) Virtual Meetings	Included
<b>Subtotal</b>		<b>\$40,000</b>
Out-of-Pocket Expenses <sup>1</sup>		\$2,000
<b>Total</b>		<b>\$42,000</b>

Note:

1. Out-of-pocket and administrative expenses shall be equal to 3% of DTA's billings for labor, plus travel costs and any outside vendor payments (including those for CoStar, as applicable).

**Table 2: DTA's Fee Schedule**

Labor Category	Labor Rate
President/Managing Director	\$320/Hour
Senior Vice President	\$290/Hour
Vice President	\$250/Hour
Senior Manager	\$210/Hour
Manager	\$200/Hour
Senior Associate	\$190/Hour
Associate III	\$175/Hour
Associate II	\$165/Hour
Associate I	\$150/Hour
Research Associate II	\$140/Hour
Research Associate I	\$125/Hour

All hourly rates for services apply through June 30, 2025, and are subject to a cost-of-living increase at that time. On or about the first two weeks of each month during which consulting services are rendered hereunder, DTA shall present to the City an invoice covering the current consulting services performed and reimbursable expenses incurred pursuant to this Notice of Authorization. Invoices shall be paid by the City within 30 days of the date of each invoice. A 1.2% charge may be imposed monthly against accounts that are not paid within 45 days of the date of each invoice. The prevailing party in any legal action brought by one party against the other and arising out of this Consultant Agreement

shall be entitled, in addition to any other rights and remedies it may have, to reimbursement for its expenses, including court costs and reasonable attorneys' fees.

## **B Disclaimer**

While DTA has a fiduciary responsibility as a licensed Municipal Advisor, DTA is not, unless otherwise stipulated, acting as the City's Municipal Advisor. The services discussed herein do not constitute any financial advice or fall under the category of municipal advisory services as defined by the SEC.

## **C Limitations**

This budget covers only those tasks outlined in Tasks 1-15 in the Scope of Work. Additional consulting services beyond those included in the Scope of Work ("Additional Work") shall require additional fees at the hourly rates listed above if they cause the budget listed in Table 1 to be exceeded. For example, the following would be considered Additional Work:

- Any research by DTA staff to assist service providers, including the City or County, in determining appropriate levels of services or costs;
- Work associated with the preparation of a POS for more than one Annexation Area set of land uses or to reflect significant changes in the Annexation Area's land uses during the preparation of the analyses;
- Work associated with the preparation of FIAs for more than two Annexation Area sets of land uses or to reflect significant changes in the two Annexation Areas' land uses during the preparation of the analyses;
- Additional analysis based on revised assumptions requested by the City, County, or LAFCO after the POSs and their associated FIAs have been submitted for their review;
- Any significant revisions to the report requested by the City, County, LAFCO, or other interested parties after submittal of the Final Report to these parties;
- Preparation of full detailed Fiscal Impact Reports beyond the completion of Executive Summaries;
- Assistance in negotiations with land developers or the County, including property tax sharing negotiations;
- Attendance at any in-person meetings;
- Attendance at more than two (2) virtual meetings for presentation purposes; and
- Any expenses incurred as a result of out-of-scope work.



[www.FinanceDTA.com](http://www.FinanceDTA.com)

18201 VON KARMAN AVENUE, SUITE 220  
IRVINE, CA 92612  
PHONE: (800) 969-4DTA

Public Finance  
Public-Private Partnerships  
Development Economics  
Clean Energy Bonds



**STAFF REPORT  
7/10/2024**

**TO:** Honorable Mayor and City Council Members  
**FROM:** Maritza Martinez, Public Works Director  
**SUBJECT:** Authorize issuance of facility use and special event permits to College of the Desert to host thirteen home games at Rancho Las Flores Park.

**STAFF RECOMMENDATION:**

Authorize issuance of facility use and special event permits to College of the Desert to host thirteen home games at Rancho Las Flores Park.

**EXECUTIVE SUMMARY:**

Due to ongoing construction on College of the Desert’s (COD) soccer fields, COD is in need of alternative facilities to host their home games between September 17, 2024 - November 5, 2024. Due to the regulation size field needed the recommended field location to be considered for COD’s use is Rancho Las Flores Field 3; COD is agreeable to this facility. The correspondent fees for the requested use include: Facility Use Fee of \$591.00, plus a \$600.00 deposit and standard Special Event Permit Fee of \$25.00; these fees are broken down below in more detail.

		Field Hours	Field Rate/HR \$8.00	Field Subtotal	Light Hours	Lights/HR \$ 18.00	Light Subtotal	
September 17, 2024	4p-7:30p	3.5	\$ 8.00	\$ 28.00	1.25	\$ 18.00	\$ 22.50	
September 20, 2024	3p-9p	6	\$ 8.00	\$ 48.00	2.75	\$ 18.00	\$ 49.50	
September 27, 2024	4-7:30p	3.5	\$ 8.00	\$ 28.00	1.5	\$ 18.00	\$ 27.00	
October 8, 2024	3p-6:30p	3.5	\$ 8.00	\$ 28.00	0.75	\$ 18.00	\$ 13.50	
October 11, 2024	3p-6:30p	3.5	\$ 8.00	\$ 28.00	0.75	\$ 18.00	\$ 13.50	
October 18, 2024	3p-6:30p	3.5	\$ 8.00	\$ 28.00	1	\$ 18.00	\$ 18.00	
October 22, 2024	3p-6:30p	3.5	\$ 8.00	\$ 28.00	1	\$ 18.00	\$ 18.00	
October 25, 2024	3p-6:30p	3.5	\$ 8.00	\$ 28.00	1	\$ 18.00	\$ 18.00	
October 29, 2024	3p-6:30p	3.5	\$ 8.00	\$ 28.00	1	\$ 18.00	\$ 18.00	
November 1, 2024	1p-7p	6	\$ 8.00	\$ 48.00	1.25	\$ 18.00	\$ 22.50	
November 5, 2024	2p-5:30p	3.5	\$ 8.00	\$ 28.00	1.25	\$ 18.00	\$ 22.50	
				\$ 348.00			\$ 243.00	\$ 591.00 Facility Use Fee
							Deposit	\$ 600.00 Deposit
								\$ 25.00 Special Event Permit
							<b>Total</b>	<b>\$ 1,191.00</b>

Staff has discussed this requested use with the Coachella Valley Soccer League (CVSL) who are the local youth soccer league in season at the requested time and use all three fields at Rancho Las Flores Park. CVSL is agreeable to the request.

**FISCAL IMPACT:**

Total fees collected for requested use will have a positive fiscal impact of \$616.00.



**STAFF REPORT**  
**7/10/2024**

**TO:** Honorable Mayor and City Council Members

**FROM:** Maritza Martinez, Public Works Director

**SUBJECT:** Authorize City Manager to approve the Notice of Completion for City Project No. LL-04, accept project as complete and direct City Clerk to record the Notice of Completion.

**STAFF RECOMMENDATION:**

Authorize City Manager to approve the Notice of Completion for City Project No. LL-04, accept project as complete and direct City Clerk to record the Notice of Completion.

**EXECUTIVE SUMMARY:**

The City published a Request for Bids for the Vista Escondida Landscaping and Park Improvements Project LL-04. This bid closed on May 30, 2023 and the City received two responses. On June 28, 2023, the project was awarded to Urban Habitat Inc., in the amount of \$1,137,524.05.

The bid improvements have provided for finished grading, installation of irrigation, trees, plant material and solar lights at three retention basins within the Vista Escondida/Escondida Pointe residential development. The project also provided for finished grading, installation of irrigation, trees, plant material, site lighting, park amenities (sand volleyball court, pavilion area, and playground equipment) for the small pocket park addition within the Vista Escondida/Vista Pointe residential development.

Urban Habitat Inc has completed its responsibilities on the project. This project was completed at the awarded amount and has no change orders; the 90-day maintenance period has also been completed by the contractor. Staff recommends that their work be accepted as complete and that the City Council authorize the filing of the attached Notice of Completion for Project LL-04.

**FISCAL IMPACT:**

The recommended action will not have a fiscal impact.

Attachments: Notice of Completion

To be recorded with County Recorder within 10 days after completion and Acceptance. No recording fee.

When Recorded, return to:

Delia Granados, Deputy City Clerk  
City of Coachella  
53462 Enterprise Way  
Coachella, CA 92236

(For Recorders Use)

# Notice of Completion

(California Civil Code Section 3093 - Public Works)

Notice is hereby given by the undersigned owner, a political subdivision of the State of California that a public work improvement described as:

Vista Escondida Landscaping and Park Improvements Project LL-04, City Project No. LL-04 has been completed and was accepted by the undersigned awarding authority on the date hereof. Landscape and park improvements have been installed and energized.

The contractor on such work was Urban Habitat Inc. and the surety on his bond is The Gray Casualty & Surety Company located at P.O. Box 6202, Metairie, LA 70009-6202. The real property upon which said work was performed is in the City of Coachella, County of Riverside, and State of California. The nature of the interest of the owner is in fee.

Date: July 10, 2024  
(Date of Acceptance)

City of Coachella  
(Name of Political Subdivision)

Owner Address:  
53462 Enterprise Way  
Coachella, CA 92236

By: \_\_\_\_\_  
Gabriel D. Martin, Ph. D

Title: City Manager

I hereby certify that I am the Deputy City Clerk of the governing board of the City of Coachella, the political subdivision which executed the foregoing notice and on whose behalf I make this verification; that I have read said notice, know its contents, and that the same is true. I certify under penalty of perjury that the foregoing is true and correct.

Executed at Coachella, California on June 12, 2024  
(City Where Signed)

\_\_\_\_\_  
Delia Granados, Deputy City Clerk, City of Coachella

County Counsel Form 1 (Rev. 5-64)





**STAFF REPORT**  
**7/10/2024**

**TO:** Honorable Mayor and City Council Members

**FROM:** Maritza Martinez, Public Works Director

**SUBJECT:** Approve Cooperative Agreement for El Grito Event between: the City of Coachella, Telemundo and Mexican Consulate in San Bernardino and approve operation of a beer garden at Rancho Las Flores Park for the 2024 El Grito Event.

**STAFF RECOMMENDATION:**

Approve the Cooperative Agreement for El Grito Event between: the City of Coachella, Telemundo and Mexican Consulate in San Bernardino; approve operation of a beer garden at Rancho Las Flores Park for the 2024 El Grito Event; and authorize the City Manager to execute the Cooperative Agreement.

**EXECUTIVE SUMMARY:**

The El Grito event is an annual City event delivered in partnership with the following agencies: Telemundo and the Mexican Consulate in San Bernardino (Consulate). After meeting with the event partners, staff is recommending the 2024 event date be Sunday, September 15<sup>th</sup> from 3pm - 10/11pm at Rancho Las Flores Park. This event draws 15,000-20,000 attendees; this is the largest of the city's annual events.

The Cooperative Agreement identifies the responsibilities of each party. The City provides the venue, coordinates and secures food vendors, informational booths, beer garden operator to a Coachella licensed business, provides/develops all event passes, manages parking, provides security officers, provides all utilities, develops VIP area and provides VIP food, and pays for the stage costs. Telemundo secures all live entertainment, solicits all sponsorships, manages the stage day of event, provides a DJ for event, and pays for all advertisement of event; the contribution by Telemundo is estimated at \$120,000. The Consulado coordinates and performs the "El Grito" ceremony for the event.

Staff is recommending approval of this Cooperative Agreement and operation of a beer garden at Rancho Las Flores Park for the 2024 "El Grito" event on September 15, 2024 from 3pm to 11pm. Staff recommends identifying the operator of the beer garden be Coachella Bar, who in partnership with Frias Presents, have committed a \$5,000 sponsorship for the event as the event's beer operator; this sponsorship will contribute towards stage costs for the event. Staff is recommending that the City Manager is authorized to execute the Cooperative Agreement.

**FISCAL IMPACT:**

There is no fiscal impact to the General Fund, this is identified in the proposed FY 2024/2025 budget.

**ATTACHMENT:**

- Cooperative Agreement

## UPDATED COOPERATIVE AGREEMENT

This Agreement (“Agreement”) is made as of July 10, 2024 by and between Gulf-California Broadcast Company for KUNA Telemundo 15 and La Poderosa 96.7 (“KUNA-TV-FM”), the City of Coachella (“City”) and the Mexican Consulate (“Consulate”) in reference to the following facts.

### RECITALS

- A. KUNA-TV-FM is in the business of advertising and promoting special events and festivals;
- B. The City has approached KUNA-TV-FM to partner in delivering Fiestas Patrias (“Event”) which in 2024 would be held on Sunday, September 15, 2024 at Rancho Las Flores Park, in the City of Coachella, from 3pm to 10pm;
- C. The City’s goal for the Event is to promote and enhance the good will and reputation of the City of Coachella, attract visitors to the City and to provide positive cultural education and experience for the residents and visitors to the City; and
- D. Therefore, the parties have agreed to collaborate with one another in connection with the development, production and promotion of the Event.

WHEREFORE, the parties agree as follows.

### AGREEMENT

1. **Collaboration.** The parties hereby agree to collaborate for the purpose of presenting the Event. The Event will be held on September 15, 2024. The target attendance is 15,000-20,000 participants, exclusive of event staff, vendors and performers.
2. **Contributions By KUNA-TV-FM.** KUNA Telemundo 15 and La Poderosa 96.7 will be responsible for performing and sponsoring payment of the following:
  - a. Arranging for marketing and promotion of the Event:
    - i. Five week on-air promotion (August 12, 2024 – September 22, 2024)
      1. KUNA Telemundo 15
        - a. 150x – KUNA Telemundo, 30 second shared promos
        - b. Minimum of 10x – On-Air mentions during the KUNA Noticias newscast at 6pm and 11pm the week leading to the event
        - c. On air interviews with the City, Consulate or any talent available the week of the event.
        - d. 35x - Proof of Performance post event spots to air the week after the event
      2. La Poderosa 96.7
        - a. 150x – KUNA-FM, 60 second shared promos
        - b. 90x – 30 second event promos
        - c. 375x – Live DJ On-Air Event Mentions
        - d. Minimum of 1,200 Artist/Event Headliners promoting the event
        - e. On air Interviews during the morning show with the City, Consulate or any talent available the week of the event.

- f. 35x – Proof of Performance post event spots to air the week after the event
  3. Social media and kunamundo.com
    - a. Frequent KUNA Noticias Telemundo 15 and La Poderosa 96.7 Facebook posts and KUNA Telemundo Instagram,
    - b. Rotating Leaderboard and rectangle web banners on kunamundo.com
    - c. 150x – 60 second shared promos on streaming radio
    - d. Banner ad on streaming radio
  - ii. Provided for at Event site and on Event date:
    1. KUNA Telemundo and La Poderosa 96.7 hourly Facebook posts and KUNA Telemundo Instagram coverage;
    2. News coverage on KUNA Telemundo of event on air at 6pm and 11pm the following Monday on September 16<sup>th</sup>;
    3. One (1), two(2) hour live remote on location from 1pm-3pm;
    4. Eight (8) – live onsite mentions on day of event by remote staff;
    5. Event Emcees for entire event 3pm-10pm (KUNA Telemundo and La Poderosa 96.7 On-Air Talent).
  - iii. Total media value of promotional support \$80,000.00
  - iv. Live Entertainment
    1. DJ to play in between sets on Event main stage 3pm-10pm
    2. Book headliners for the Event commencing at 3pm on Event main stage;
      - a. Headliners will include at least three bands performing for forty-five (45) minutes each;
      - b. Confirm and provide all headliner requested amenities and Green Room(s);
      - c. Confirm a local talent band performing for forty-five (45) minutes;
      - d. Provide Total entertainment value of booking headliners should equal not less than \$20,000-\$30,000;
      - e. Develop sponsorship packages;
      - f. Locating and engaging sponsors for the Event;
      - g. Locating and engaging a stage sponsor for the Event.
3. **Contributions By City.** The City will be responsible for performing and paying for the following:
  - a. Interfacing with all appropriate governmental agencies and facilitating, to the extent reasonably possible, required for the Event to be held lawfully (Fire Department, ABC License and Health Department Permit) and approvals which are required for the Event to be held lawfully as it pertains to beer and food sales;
  - b. Provide youth activities and kid zone rentals;
  - c. Selecting and providing in-kind services for the following needs: parking attendants, sanitation, solid waste, and first aid;
  - d. Provide Utilities (water, power, greywater) as needed for Event;

- e. Furnish all public safety, traffic control services needed for Event;
  - f. Arrange for all components of Event parking;
  - g. Furnish rentals for Food Vendor Booths and VIP Area;
  - h. Provide food and beverages for VIP area;
  - i. Manage and secure all food vendor booth entries
  - j. Provide for stage and sound costs after sponsorship contributions are applied to the aggregate stage and sound expenses.
  - k. Selecting and contracting for security personnel for Event Beer Garden, Event Venue – personnel minimum 14;
  - l. Selecting and contracting for beer garden supplies and sales;
  - m. VIP/Vendor event passes and VIP/Vendor/Artist parking passes
4. **Contributions by the Mexican Consulate San Bernardino Office.** The Consulate will be responsible for the following:
- a. Perform “El Grito” Ceremony on September 15, 2024;
  - b. Arrange performance of Mexican Anthem.
5. **Event Location.** The location of the Event will be the Rancho Las Flores Park, in the City of Coachella, commencing at 3pm and ending at 10pm.
6. **Default.** In the event that one party believes the other party is in breach of this Agreement, written notice thereof will be delivered to that party who will have 30 days within which to cure the default. If the default is not cured in a timely manner, the party who served the notice may terminate the Agreement and recover any damages incurred; provided, however, no Event may be cancelled within three (3) months of the date of the Event for any reason.
7. **Indemnity.** The City will indemnify, defend and hold harmless the Telemundo, Consulate and their officers, directors, members, managers, agents and owners, of and from all liability, expense, injury, damage, judgement, award, attorney’s fees or costs, arising from or related to any breach of this Agreement by, or any act or omission of, the City. Telemundo will indemnify, defend and hold harmless the City, Consulate and their officers, directors, members, managers, agents and owners, of and from all liability, expense, injury, damage, judgement, award, attorney’s fees or costs, arising from or related to any breach of this Agreement by, or any act or omission of, Telemundo. The Consulate will indemnify, defend and hold harmless Telemundo, and City and their officers, directors, members, managers, agents and owners, of and from all liability, expense, injury, damage, judgement, award, attorney’s fees or costs, arising from or related to any breach of this Agreement by, or any act or omission of, the Consulate.
8. **Sole Responsibility.** Each Party acknowledges that it is solely responsible for any obligations it assumes or debts it incurs to third parties in the performance of the Agreement. Each Party will include in any agreements it enters into with third parties with respect to this Event that the Party is solely responsible for any failure to perform.
9. **California Law.** This Agreement shall be enforced and interpreted in accordance with the laws of the State of California.
10. **Arbitration of Disputes.** All disputes arising under or related to this Agreement will be decided by binding arbitration to take place in San Bernardino County before a mutually agreeable retired judge whose decision will be final and binding. The initial expense of the arbitration will

be split evenly but will be a recoverable cost to the prevailing party. The prevailing party in any such arbitration, or in any court action between the parties, shall be entitled to recover his, her, or its reasonable attorneys' fees and costs.

- 11. **Binding on Successors.** This Agreement will be binding on and inure to the benefit of the parties and their respective successors, transferees, assignees, representatives, and all like persons.
- 12. **Amendments.** No purported alteration, modification, or amendment of this Agreement will be valid or binding, to any degree or at all, unless and until it is reduced to writing and signed by all parties.
- 13. **Entire Agreement.** This document contains the sole, entire, and exclusive Agreement between the parties on any subject. There are no prior or contemporaneous promises, understandings, agreements, representations, inducements, or warranties made by one party hereof to the other party except for those expressly contained within this Agreement.
- 14. **Notices.** Any notices required or permitted to be given under this Agreement shall be served by personal delivery or by fax or email as follows:

If to City:           City of Coachella  
                          Attention: City Manager  
                          53-990 Enterprise Way  
                          Coachella, CA 92236

If to Telemundo:  
                          Attention: General Sales Manager, KUNA  
                          31276 Dunham Way  
                          Thousand Palms, CA 92276

If to Mexican Consulate:  
                          Attention: Head Consul  
                          293 N. D Street  
                          San Bernardino, CA 92401

- 15. **Counterparts.** This Agreement may be executed in three counterparts each of which shall be deemed an original but all of which together shall constitute one and the same instrument.

[Signatures on following page]

Wherefore, This Agreement is made of the date first written above.

**City of Coachella**

By: \_\_\_\_\_  
Gabriel D. Martin Ph.D, City Manager

Approved as to Form:

By: \_\_\_\_\_  
Best Best & Krieger LLP, City Attorney

**Gulf-California Broadcast Company for KUNA Telemundo 15 and La Poderosa 96.7**

By: \_\_\_\_\_  
Celeste Gonzalez, General Sales Manager-KUNA

**Mexican Consulate, San Bernardino**

By: \_\_\_\_\_



**STAFF REPORT**  
**7/10/2024**

**TO:** Honorable Mayor and City Council Members

**FROM:** Maritza Martinez, Public Works Director

**SUBJECT:** Authorize the City Manager to execute the updated Agreement between the City of Coachella and the Sunline Transit Agency allowing advertisements on bus shelters within the City of Coachella to include advertisement for city events at no cost to the City.

**STAFF RECOMMENDATION:**

Authorize the City Manager to execute the updated Agreement between the City of Coachella and the Sunline Transit Agency allowing advertisements on bus shelters within the City of Coachella to include advertisement for city events at no cost to the City.

**EXECUTIVE SUMMARY:**

The City has annually entered into an Agreement with Sunline Transit Agency regarding advertisements on bus shelters within the City of Coachella. The agreement provides the City the opportunity to advertise city services/event in available bus shelter advertisement panels.

Staff recommends approval of the attached Agreement. The term of the agreement is a one-year term and has no fiscal impact. This agreement provides the City the opportunity to advertise and market its programs and along its major corridors; an additional outreach resource to promote city services and city events.

**FISCAL IMPACT:**

None

**ATTACHMENT:**

Proposed Agreement with Sunline



**AGREEMENT BETWEEN CITY OF COACHELLA AND SUNLINE TRANSIT AGENCY  
CONCERNING ADVERTISING INSTALLATION AND MAINTENANCE RELATED TO  
BUS SHELTERS**

This Agreement is made and entered into this 1st day of July, 2024, by and between SunLine Transit Agency (“SunLine”), a California joint powers authority and the City of Coachella (“City”), a California municipal corporation.

SunLine is a government entity composed of and represented by the County of Riverside and the cities of Desert Hot Springs, Palm Springs, Cathedral City, Rancho Mirage, Palm Desert, Indian Wells, La Quinta, Indio, and Coachella. The Board of Directors of SunLine is composed of one elected official from each of its member entities.

SunLine is the public transit provider for the City which enables both its citizens and visitors to enjoy a safe, reliable, nonpolluting mode of public transportation. SunLine’s installation and maintenance of bus shelters in the City provides great benefit to citizens and visitors alike by providing clean sheltered places for travelers to wait for public transportation services. The placement of shelters within the City also provides an amenity of great benefit to the elderly and to senior citizens within the City.

SunLine owns certain advertising bus shelters within the City and wishes to provide for continued advertising in such shelters.

Revenue from advertising enables SunLine to install new additional shelters as a transit amenity at no cost to the public. Advertising revenue also pays for maintenance of shelters and for additional transit services at no cost to the public.

SunLine and City are now desirous of entering into an agreement with regard to the placement of present and future shelters and to provide for continued advertising in such shelters.

NOW, THEREFORE, the parties hereto agree as follows:

**I. GENERAL TERMS**

1.01 City hereby grants SunLine the exclusive right to place advertising associated with bus shelters placed by SunLine within the public right of way within the City’s jurisdiction. In exercising the exclusive right granted it under this Agreement, SunLine shall ensure that the following standards and requirements are met:

(a) Shelter designs meet and comply with all applicable SunLine design requirements and City building codes, zoning ordinances, vehicular code ordinances and regulations, and all other applicable City resolutions, ordinances and codes;

(b) All City design criteria and approvals have been obtained; and,

(c) Adequate easements, encroachment permits, licenses, and/or rights-of-way have been obtained.

1.02 The City shall waive all permit and/or license fees imposed by or on behalf of the City that may pertain to SunLine's installation and operation of the bus shelters within its jurisdiction.

1.03 In consideration for the grant of the exclusive rights referred to in paragraph 1.01 above, SunLine shall continue to clean and maintain all bus shelters as well as the area within a 25-foot radius of each shelter including emptying trash and separating recyclable items from collected trash. In addition, SunLine will remove or cause the removal of all graffiti appearing on any shelter within the City in an expeditious manner.

1.04 In the event that the City has any problems or questions related to advertising placed on the bus shelters within its jurisdiction, it shall contact SunLine. In any such case, SunLine shall endeavor to secure a prompt resolution of any issue within its legal power to resolve. City acknowledges and recognizes that certain limits may arise in connection with SunLine's ability to regulate the content of advertising, particularly those limits arising under the First Amendment to the United States Constitution and the California Constitution. Within such limits, SunLine will endeavor to correct or address any problem that the City might have with advertising placed in bus shelters within its jurisdiction in an expeditious manner.

1.05 SunLine will place and install City provided advertisements for City sponsored events, programs and City sponsored agencies on available bus shelter advertising space not occupied by a revenue generating advertisement within that City's city limits.

(a) Any advertising produced and provided by the City shall comply with SunLine's Advertising Policy attached in Exhibit "A" – SunLine Advertising Policy.

(b) SunLine reserves the right to relocate any City sponsored advertisement to another location if a revenue generating advertisement has requested the same location as the City advertisement.

## **II. COMPENSATION**

2.01 In lieu of payment for revenue generating advertisements, SunLine will place and install City provided advertisements for City sponsored events, programs and City sponsored agencies on available bus shelter advertising space not occupied by a revenue generating advertisement within that City's city limits.

## **III. DURATION**

3.01 The term of this Agreement shall be for a period of one year (1) year commencing on July 1, 2024, through June 30, 2025.

3.02 Either party may terminate this agreement upon thirty (30) days written notice to the other party. In the event this Agreement is terminated, the City may require SunLine to remove any or all paid advertisements from SunLine bus shelters within the City after the expiration or termination of any contracts between SunLine and third parties for such advertisements. All SunLine bus shelters that were installed with appropriate City

permits and approvals shall be allowed to remain in place despite the termination of this Agreement.

#### **IV. INSURANCE**

4.01 SunLine shall ensure the full repair or replacement of all shelters in the City as well as required appurtenances thereto during the entire term of this Agreement and any extensions thereof.

#### **V. SPECIAL PROVISIONS**

5.01 It is SunLine's intent to illuminate all shelters during hours of darkness whenever possible and SunLine agrees to utilize its best efforts to accomplish illumination. However, the City acknowledges that illumination is not always feasible and agrees that SunLine is excused from providing illumination in such cases. SunLine and the City shall jointly approve the placement of any vending machines in any shelter in the City. No vending machine will be placed without the approval of both City and SunLine.

5.02 SunLine shall, upon at least 30 days' written notice, provide for the relocation or removal of any shelter at any time the City requires use of the right of way upon which any shelter is situated, whether for street or sidewalk realignment, street, highway, or utility line repairs, or for any other lawful purpose, and whether such removal or relocation is temporary or permanent. Upon a determination by the City that urgency dictates removal in a shorter period of time, SunLine shall act within ten (10) days to cause removal of the shelter if reasonably feasible.

5.03 City shall ensure that the cost of removal or relocation of shelters within the right of way is included in the budget of projects where such removal or relocation is required. In any case where the cost is included, SunLine shall be reimbursed for relocation or removal costs referenced in paragraph 5.02. In any case where the cost has not been budgeted, SunLine and the City shall negotiate and endeavor to agree upon an arrangement to share in the cost of removal or replacement of any shelter as provided under paragraph 5.02.

5.04 The City reserves the right to require conformity with design review standards, including site plan review showing actual physical locations with setbacks, sidewalk space remaining, adequate distances from corners and from driveways. All such features must be satisfactory to the City and to SunLine and shall be in compliance with the Americans with Disabilities Act ("ADA") and with Federal Transit Administration ("FTA") requirements. SunLine shall provide an adequate cement pad under shelters. Within the limits imposed by the FTA and the ADA, the City shall have the right to approve or deny approval to any particular design as to its specific site plan and location, including the right to specify a particular design for a specific location.

5.05 The parties acknowledge and agree that ADA and FTA requirements as to the configuration and approach to newly installed bus shelters may be extremely costly, depending upon the existing condition of the planned location and the adjoining or existing access features. In the event that the City requests placement of a bus shelter in an area

that requires substantial expenditures in order to comply with the ADA and with FTA requirements, the City will be requested by SunLine to bear all or a major portion of the costs of installation. The parties shall cooperate in placement of shelters and in the negotiation of costs required to accommodate ADA and with FTA requirements.

## **VI. MISCELLANEOUS PROVISIONS**

### **6.01 Attorneys' Fees**

In any dispute between the parties resulting in litigation, the prevailing party shall be entitled to recover from the other party all reasonable costs, including, without limitation, reasonable attorneys' fees. "Prevailing party" shall include, without limitation, a party which dismisses an action for recovery in exchange for sums allegedly due, or in exchange for performance for covenants allegedly breached, or in exchange for considerations substantially equal to the relief sought in the action, or which receives, in connection with any dispute, performance from the other party substantially equivalent to any of these.

### **6.02 Entire Agreement**

This Agreement contains the entire agreement of the parties relating to the rights granted and the obligations assumed herein. Any oral representations or modifications concerning this instrument shall have no force or effect unless contained in a subsequent written modification signed by the parties.

### **6.03 Indemnity**

SunLine shall indemnify, defend, and hold harmless the City, and its elected officials, officers, employees, agents, and representatives, against all liability, demands, claims, costs, losses, damages, recoveries, settlements, and expenses (including interest, penalties, attorney fees, expert witness fees, costs, and expenses) incurred by the City, known or unknown, contingent or otherwise, directly or indirectly arising from or related to any suit, action or claim that may arise from SunLine's performance under this Agreement.

The City shall indemnify, defend, and hold harmless SunLine, and its board of directors, officers, employees, agents, and representatives, against all liability, demands, claims, costs, losses, damages, recoveries, settlements, and expenses (including interest, penalties, attorney fees, expert witness fees, costs, and expenses) incurred by SunLine, known or unknown, contingent or otherwise, directly or indirectly arising from or related to any suit, action or claim that may arise from City's performance under this Agreement.

### **6.04 Counterparts**

This Agreement may be executed in counterparts, which shall be treated as originals in all respects.

6.05 This Agreement is entered into at Riverside County, California.

6.06 This Agreement shall not be construed in any way to create a partnership or joint venture in any respect between SunLine and the City, or between City and any

contractor of SunLine or any of SunLine’s remaining member entities. SunLine is acting purely as an independent contractor and not as an officer, agent, partner, joint venture and/or employee of City.

6.07 Notices

Any notices given under this Agreement shall be in writing and shall be served either personally or delivered by U.S. Mail, postage prepaid, registered or certified mail, return receipt requested. Notices shall be deemed received at the earlier of actual receipt or three days following deposit in U.S. Mail, postage prepaid. Unless otherwise specified, time limits based upon notice shall be computed from the date of mailing. Notices shall be directed to the following addresses:

SunLine Transit Agency  
Mona Babauta  
CEO/General Manager  
32-505 Harry Oliver Trail  
Thousand Palms, CA 92276

City of Coachella  
Gabriel Martin  
City Manager  
53-990 Enterprise Way  
Coachella, CA 92236

Either party may change its address for notice purposes by giving notice to the other, provided that the address change will not be effective until 10 days after notice of the change.

6.08 Non-Assignment

Neither SunLine nor City shall assign or otherwise transfer their rights and obligations under this Agreement without prior written consent of the other. Any such assignment without consent shall be void.

6.09 Headings

The title and headings of the various sections of this Agreement are intended solely for convenience of reference and are not intended to explain, modify, or alter the terms of this Agreement.

**SIGNATURES ON NEXT PAGE**

IN WITNESS WHEREOF, the parties hereto have executed this agreement on the date first written above.

SUNLINE TRANSIT AGENCY

DATED: \_\_\_\_\_

By: \_\_\_\_\_  
Mona Babauta  
CEO/General Manager

APPROVED AS TO FORM:

By: \_\_\_\_\_  
Catherine Groves, General Counsel

CITY OF COACHELLA

DATED: \_\_\_\_\_

By: \_\_\_\_\_  
Dr. Gabriel Martin, City Manager

ATTEST:

By: \_\_\_\_\_  
City Clerk

APPROVED AS TO FORM:

By: \_\_\_\_\_  
City Attorney

**EXHIBIT A**  
**SUNLINE ADVERTISING POLICY**

**SunLine Transit Agency**  
**Advertising Policy**  
**Policy No: B-020598**  
**Adopted: 01/28/98**  
**Revised: 04/25/18**

---

---

## **ADVERTISING POLICY**

### **PURPOSE**

SunLine Transit Agency (STA), acting in a proprietary capacity, operates public bus service in the Coachella Valley. STA's desire to sell advertisement space stems from the recognized need to earn revenues to supplement operating costs that are not otherwise met through farebox revenue and local, state and federal levies, taxes and grants.

### **SCOPE**

This policy applies to all SunLine Transit Agency employees or contractors.

### **POLICY**

It is STA's policy that its buses, bus shelters and any and all other forums for advertising under this policy are not public forums for political discourse or expressive activity.

These areas are not intended to provide a forum for all types of advertisements, but only the limited advertisements accepted under the policy. All advertising shall be subject to this uniform view point neutral policy.

Excluded advertising: Copy may not be displayed and, if displayed, will be removed by STA if it falls within the categories listed below.

In excluding said advertising, STA seeks to maintain a professional advertising environment that will maximize advertising revenue and minimize interference with or disruption to its transit system.

It further seeks to maintain an image of neutrality on political, religious and other issues that are not the subject of commercial advertising and may instead be the subject of public debate and concern. Finally, STA's goal is to continue to build and retain ridership.

Subject thereto, a proposed advertisement will be excluded if SunLine, in its sole discretion, determines it:

1. Contains defamatory , libelous or obscene matter.
2. Is false, misleading or deceptive.
3. Supports or opposes any labor organization or any action by, on behalf of or



against any labor organization.

4. Relates to or promotes any illegal activity.
5. Contains implicit or explicit sexual references, pictures or text, or includes material harmful to minors.
6. Depicts or promotes the sale of alcohol, cannabis, tobacco products, any illegal products, service or entity and/or firearms.
7. Depicts or advocates violence.
8. Includes language that is obscene, vulgar or profane.
9. Demeans, degrades or has the effect of promoting discrimination against any group or individual on the basis of race, color, religion, national origin, age, sex, disability, ancestry or sexual orientation.
10. Opposes the nomination or election of a candidate for public office, the investigation, prosecution or recall of a public official or the passage of a levy or bond issue. Constitutes an unauthorized endorsement defined as advertising that implies or declares that STA endorses a product, service, viewpoint, event or program. This definition does not include advertising for a service, event or program for which STA is an official sponsor, co-sponsor or participant.
11. Constitutes a religious advertisement defined as advertising that contains direct or indirect reference to religion, a deity or which includes reference to the existence, non-existence or other characteristics of a deity or any religious creed, denomination, belief, tenet, cause or issue relating to, opposing or questioning any religion. This includes, text, symbols, images commonly associated with any religion or deity or any religious creed, denomination, belief, tenet, cause or issue relating to, opposing or questioning any religion.
12. Advertising that encourages person to refrain from using SunLine Transit Agency services or public transit in general.
13. Advertising that explicitly and directly promotes or encourages the use or means of transportation in direct competition with public transit.

## **PERMITTED ADVERTISING**

In permitting limited advertising, STA seeks only to supplement fare revenue and other income that funds its operations and to promote its services.

STA does not desire to have its passengers subject to advertisements containing controversial material relating to political, religious or other issues about which public opinion can be widely divergent.

To realize the maximum benefit from the sale of space, all advertising programs must be managed in a manner that will generate as much revenue as practicable while ensuring that the advertising does not discourage use of the system, does not diminish STA's reputation in the communities it serves and is consistent with the goal of providing safe and efficient public transportation.

1. Commercial advertising has a sole purpose of promoting a business or to sell products, goods or services. It does not include advertising that both promotes a business or offers to sell products, goods or services and also conveys a political or religious message or can be construed as issue advocacy or which expresses an opinion or position.
2. Operations advertising is permitted. This is defined as advertising that promotes STA and its services.
3. Governmental advertising is permitted. This is defined as advertising that promotes programs and events of governmental entities, political subdivisions and state agencies.
4. Political advertising is permitted. Ad content must be approved and must state "Paid Advertisement" as part of the creative artwork. The font must be an appropriate size.
5. Entering into barter deals is permitted if SunLine determines that it is a benefit to SunLine Transit Agency.
6. Customers requesting advertisement orders will need to provide payment upfront – before each advertising period (flight) begins.

## **ADMINISTRATION AND ENFORCEMENT OF POLICY**

Review by the General Manager.

The CEO/General Manager or designee shall review all advertisement content and determine whether it complies with this policy.

If the CEO/General Manager or designee determines that the advertisement does not comply, written notification of same shall be provided to the advertiser with a copy of this policy.

On an as needed basis, the CEO/General Manager may refer any controversial proposed ad content to the Board for approval or rejection with a majority vote.

The Board of Directors may override any decision by the CEO/General Manager on ad content with a majority vote.

SunLine Transit Agency shall submit bus shelter ad content to the corresponding city, delegated to the City Manager, for approval. The cities have five business days to respond. SunLine Transit Agency will have ad content approval discretion, if the corresponding city fails to respond within the five day period.

The Board designates the General Manager to administer the Advertising Policy. This delegation is with the power of re-delegation to appropriate staff.



**STAFF REPORT**  
**7/10/2024**

**TO:** Honorable Mayor and City Council Members

**FROM:** Maritza Martinez, Public Works Director

**SUBJECT:** Execution of the Thirteenth Amended Memorandum of Understanding between the City of Coachella and Sports Leagues.

**STAFF RECOMMENDATION:**

Execution of the Thirteenth Amended Memorandum of Understanding between the City of Coachella and Sports Leagues.

**BACKGROUND:**

Since 2007, the City has entered into a Memorandum of Understanding (MOU) with the local nonprofit sports leagues for use of park facilities. The MOU identifies the following information per league for use at Bagdouma Park and Rancho Las Flores Park: league season and area of the park available to the league use during their identified season.

**DISCUSSION/ANALYSIS:**

Staff met with the Coachella Little Arabs Youth Football (CLAYF) League in early June. CLAYF relayed they are experiencing a significantly higher enrollment this year and will need to use both football fields that we constructed for both soccer and football play at Bagdouma Park, which are fields 3 and 4. For the past two years, CLAYF did not require use of both fields and was agreeable to allowing soccer use on Field 4. Due to the increased CLAYF field use needs it is recommended Field 4 be re-designated for CLAYF during the July 20-November 30 football season.

Below are the edits reflected in the attached Thirteenth Amendment:

- Edits to Section 2.2 and 2.3 of the MOU; will remove soccer's non-season access to field 4 at Bagdouma thus deleting the below language in Sections 2.2 and 2.3:
  - o 4) August 1 – October 31; Exhibit 1 area D (Bagdouma Field 4) only Tuesdays, Thursdays and Saturdays.
- Edit to Section 2.4 of the MOU; add Field 4 to CLAYF access during their regular season:
  - o CLAYF shall have access to the area of Bagdouma Park described as area C3 and D in Exhibit 1 attached hereto and incorporated herein by this reference, from July 20 to November 30, of each year. The permitted access shall be as reflected in the issued annual/monthly Facility Use Permit .

**FISCAL IMPACT:**

Recommended action will not have a fiscal impact.

**ATTACHMENT:**

- MOU Thirteenth Amendment

**THIRTEENTH AMENDED AND RESTATED MEMORANDUM OF UNDERSTANDING  
BETWEEN THE CITY OF COACHELLA AND THE SPORTS LEAGUES**

This Memorandum of Understanding (hereinafter “MOU”) is made on June 26, 2024, by and between the City of Coachella, a California municipal corporation organized and existing under the laws of the State of California (hereinafter, “City”), Coachella Youth Baseball & Softball Association (hereinafter “CYBSA”), Coachella Valley Soccer League (“CVSL”), Coachella Youth Sports Association – Soccer (hereafter “CYSA-S”) and Coachella Little Arabs Youth Football (hereinafter “CLAYF”), hereinafter also referred to individually as a “Party” or jointly as “Parties.”

**RECITALS**

WHEREAS, the City of Coachella is a California municipal corporation organized and existing under the laws of the State of California, which provides various park facilities to its community including: Bagdouma Park, and Rancho Las Flores Park (referred to hereinafter collectively as “Parks”);

WHEREAS, CYBSA is a youth sports league operating its baseball and softball sports leagues within the City of Coachella, specifically using Bagdouma Park during their sports season which runs from February 1 to May 31, of each year for their practices, games, tournaments, programs and related baseball activities;

WHEREAS, CVSL is a youth and adult soccer sports league operating its sports leagues within the City of Coachella, specifically using Rancho Las Flores Park, from November 1 to July 31, during part of their sports season for their practices, games, tournaments, programs and related soccer activities;

WHEREAS, CYSA-S is a youth and adult soccer sports league operating its sports leagues within the City of Coachella, specifically using Bagdouma Park, from November 1 to July 31, during part of their sports season for their practices, games, tournaments, programs and related soccer activities;

WHEREAS, CLAYF is a youth football and cheerleading sports league operating its sports league within the City of Coachella, specifically using Bagdouma Park during its sports season which runs from July 20 to November 30, of each year for its practices, games, tournaments, programs and related football activities;

WHEREAS, the past use of Parks by CYBSA, CVSL, CYSA-S, and CLAYF (collectively, "Sports Leagues") have had concerns regarding which sports league has access to certain areas of the Parks;

WHEREAS, the City is interested in resolving these use and access conflicts between the Sports Leagues by entering into this MOU with the Sports Leagues using City facilities to established a mutually agreeable schedule and understanding;

WHEREAS, since the Sports Leagues also charge fees for the public to join their respective sports leagues which use the Parks, the Sports Leagues have agreed to have and maintain their 501(c)(3) non-profit corporate status as of the date of this MOU and for the term of this MOU;

WHEREAS, the Sports Leagues have reached a mutual understanding that will grant the Sports Leagues access to certain mutually agreeable sections of Bagdouma Park, and/or Rancho Las Flores during their respective sports seasons under the terms of this MOU; and

WHEREAS, each Sports League must: 1) apply for a facility use permit for sports season use, 2) request an invoice from the City for the individual sport league's season use fees, 3) pay/commit to a payment plan for the corresponding use fees, 4) obtain an approved facility use permit prior to being permitted field use for the season, as is allowed for by the terms of this MOU; and

WHEREAS, the Sports Leagues must submit a separate facility use permit request and obtain an approved facility use permit for any and all uses not authorized by the terms of this MOU;

WHEREAS, by entering into this MOU the City, CYBSA, CVSL, CYSA-S, and CLAYF will strengthen their relationship to provide services to the public upon a mutual understanding.

NOW, THEREFORE, the City, CYBSA, CVSL, CYSA-S, and CLAYF mutually understand and agree as follows:

1. General. The foregoing recitals are true and correct and all exhibits referred to hereinafter are hereby incorporated into and made a part of this MOU.

2. Access to City Park Areas by Sports Leagues. The below sections describe park access areas per league. For permitted use of these areas each league must obtain an approved Facility Use Permit for sport season play annually. All non-sport season play must be permitted separately from season league play per a separate Facility Use Permit.

2.1. CYBSA shall have access to the areas of Bagdouma Park described as area A and B in Exhibit 1 attached hereto and incorporated herein by this reference, from February 1 to May 31, of each year. The permitted access shall be as reflected in the issued annual/monthly Facility Use Permit .

2.2. CVSL shall have access to the areas of Rancho Las Flores Park described as areas C1, C2 and C3 in Exhibit 2 and area D in Exhibit 1, as permitted by the issued annual/monthly Facility Use Permit. The available uses of these areas during season play are as follows:

- 1) September 18 to November 19 : Exhibit 2 areas C1, C2 and C3;
- 2) January 10 to May 31: Exhibit 2 areas C1, C2, C3 and Exhibit 1 area C3;
- 3) June 1 to July 31: Exhibit 2 area C1, C2 and C3.

2.3. CYSA-S shall have access to the areas of Bagdouma Park described as areas C in Exhibit 1 and as reflected in the issued annual/monthly Facility Use Permit. The available uses of these areas during season play are as follows:

- 1) September 18 to November 19 : Exhibit 1 areas C;
- 2) January 10 to May 31: Exhibit 1 areas C and D;
- 3) June 1 to July 31: Exhibit 1 areas C.

2.4. CLAYF shall have access to the area of Bagdouma Park described as area C3 and D in Exhibit 1 attached hereto and incorporated herein by this reference, from July 20 to November 30, of each year. The permitted access shall be as reflected in the issued annual/monthly Facility Use Permit .

2.5. At all other times and dates not described in Subparagraphs 2.1, 2.2, 2.3, 2.4, and 2.5 above, the areas identified as in Exhibit 1 - 2 as "A", "B", "C", "C1", "C2" and "C3" (hereinafter "League Areas") shall be available and open to be used and accessed by other parties and the general public. Moreover, when the League Areas are not being used by the respective Sports Leagues during their sports season, other parties and the general public shall have use and access to the League Areas.



2.6. None of the use and access rights granted to the respective Sports Leagues in Subparagraphs 2.1, 2.2, 2.3, 2.4, and 2.5 shall abrogate and deny the City's ability to use and access the League Areas for any and all purposes, in the City's sole and absolute discretion, which may include but are not limited for maintenance purposes, for special events, to respond to emergencies, to make improvements to the League Areas, reseed the grass at least twice annually each year in the League Areas, and to carry out other municipal and local responsibilities and duties of the City. When the City exercises its absolute and sole use and access rights described herein, the City will use all reasonable efforts to provide advance notice of its use of the League Areas and to minimize the disturbance and inconvenience this may cause the Sports Leagues.

2.7. Non-Season Play. All non-season play must be permitted separately from season league play per a separate facility use permit. No Sport League can obtain facility use permits for non-season play if it will result in issuance of permitted facility use exceeding a nine month period. Sport League facility use cannot exceed nine months between January 1<sup>st</sup> and December 31<sup>st</sup> of each calendar year; total facility use is the combined sport season play and non-sport season play per calendar year. All non-season play requests will be evaluated individually and approved only if they can be accommodated without impacts to field conditions and existing season play field areas as identified in Section 2 of this MOU.

3. Access to the Snack Bar by Sports Leagues. For permitted use of the snack bars each league must obtain an approved facility use permit as allowed by Chapter 12.32 of the Municipal Code.

4. Non-Profit: 501(c)(3). To be eligible for use of and access to the League Areas, the Sports Leagues have agreed to have a 501(c)(3) status for their respective league organization, as named in the MOU and as currently identified by their respective 501(c)(3) number and Employment Identification Number, and to maintain that 501(c)(3) status active and current. Should the Sports League 501(c)(3) status not be in current standing (such as but not limited to: inactive, suspended or delinquent), the City will issue the Sports League a written Notice of Violation. The Sports League will have 180 days from the status to an active and current standing (as verifiable by public state and federal websites). Should the Sports Leagues not return its 501(c)(3) status to a current status by day 181 from the date of the Notice of Violation the Sports League's Facility Use Permit and facility access will be revoked until corrected.

5. General Liability Insurance and Business License. The sports league shall be required to submit a City of Coachella Business License and a proof of General Liability insurance prior to the start of the season, in the amount of \$1,000,000 reflecting the City of Coachella and its officials as additional insured with respect to the use of the City facilities (Bagdouma Park and/or Rancho Las Flores Park). Without receipt of this submittal a Facility Use Permit will not be issued, delaying facility access until provided.

6. Record Keeping.

6.1 The following documents must be provided to the City thirty (30) days prior to the commencement of the sports season in order to ensure no delays are experienced in permitting sport season play: copy of the league bylaws, submit form identifying its board members, file form identifying: when, where and how often the sport league holds its regular meetings, copy of the league's current 501c3 status and original issuance, current insurance documents providing the coverage referenced in Section 5. A facility use permit will not be issued without the above noted documents. If the documents are not provided to the City thirty (30) days prior to the commencement of the sports season the Sports League may experience up to a thirty (30) day delay in obtaining the required Facility Use Permit for facility access.

6.2 Forty-five (45) days after the start of the sports season each Sport League must provide the City the following information: number and names of all teams registered with the Sports League; name and city of residency and age of each registered player listed per team. If the documents are not provided to the City within the forty-five (45) days the Sport League may experience up to a thirty (30) day delay in obtaining the required Facility Use Permit for facility access.

6.3 Staff must be invited to any and all Sport League elections and be provided at least twelve (12) calendar days' notice of such an election via certified mail.

6.4 The Sports Leagues shall keep and maintain during the term of this MOU, in accordance with generally accepted accounting principles, complete books of accounts and accounting records (collectively, the "Books and Records") of all league enrollment fees, purchases and receipts of merchandise, food, beverage, inventories and all sales and other transactions from which the Sports Leagues' receipts and charges are or can be determined.

6.5 The Sports Leagues shall record all transactions, at the time each transaction is made, whether for cash or credit.

6.6 The Sports Leagues shall retain the Books and Records during the term of this MOU and for a period of at least four (4) years after the end of each calendar year thereof.

6.7 The Sports League shall present an annual End of the Year Report to the Parks and Recreation Commission.

7. User Fees. The Sports Leagues must pay the approved user fees for their use of City facilities. All uses must be permitted and codified per an issued Facility Use Permit.

7.1 All Facility Use Permits will reflect the total sports season use costs. Each Sports League will have the option to 1) pay all fees prior to the start of its sports season 2) pay fees on a month to month basis or 3) establish up to three payment installments in order to pay the complete amount owed for use of the City facilities during its sports season (the last installment payment cannot be scheduled later than thirty-one (31) days before the end of the sports season).

Should the Sports League lapse in any one of its arranged payment installments a Notice of Correction will be issued and the Sports League will be provided fourteen (14) days to pay the agreed payment otherwise the Sports League's Facility Use Permit will be revoked until the full payment due is made.

8. Financial Audit. The Books and Records shall, upon five (5) business days' prior written notice to the Sports Leagues, be open for inspection by City, its auditors or other authorized representatives.

8.1 The Sports Leagues shall be audited by a third party financial firm selected and paid for by the City of Coachella bi-annually. Prior to the audit the Sports League will provide written notification of all documents requested to complete the financial audit; the Sports League will be provided 30 days to produce requested documents. Should the documents requested not be produced within the 30 days provided facility access will be revoked until corrected. The final audit documents will be posted on the City website.

8.2 All members of Sport League boards must attend the annual 501c3 training provided by the City.

8.3 All Sport Leagues must obtain a Financial Audit score of C or higher and each Sport League’s Financial Audit score much improve each year.

9. Code of Conduct. The City of Coachella Municipal Code Chapter 12.32 establishes *Park Use Regulations*. Sports League representative must at all times ensure their actions do not conflict with the Activities and Conduct Prohibited in City Parks. Violations will result in restricting the violator from accessing the park. If violations are recurring the restriction period can extend to the entire Sports League Season. Extended restriction periods will result in a written Notice of Violation to be issued by the City of Coachella Public Works Director.

10. Term. This MOU shall be effective as of June 26, 2024, and shall continue in effect until June 30, 2025, unless earlier terminated as provided herein. This MOU shall be automatically renewed from year to year on July 1<sup>st</sup>, unless either Party gives notice to the other Parties, on or before May 1 of each year, of its intent not to renew this MOU.

11. Termination of Agreement.

11.1 Grounds for Termination. City may, by written notice to Sports Leagues, terminate this Agreement at any time for violations of the City’s Municipal Code Chapter 12 Park Use Regulations and may terminate this Agreement without cause by giving written notice to Sports Leagues of such termination, and specifying the effective date thereof, at least thirty (30) days before the effective date of such termination.

12. Notice. Notices under this MOU shall be given in writing, by personal delivery, or first class mail, addressed to:

For CYBSA:  
President, Coachella Youth  
Baseball & Softball Association  
P.O. Box 1296  
Coachella, CA 92236

For CYSA–S:  
President, Coachella Youth  
Sports Association - Soccer  
P.O. Box 1323  
Coachella, CA 92236

For CLAYF  
President, Coachella Little  
Arabs Youth Football

P.O. Box 1109  
Coachella, CA 92236

For City of Coachella:  
City Manager  
53-990 Enterprise Way  
Coachella, CA 92236

For CVSL:  
President  
51544 Cesar Chavez St. Suite 1H  
Coachella, CA 92236

13. Amendments. To the extent that either of the Parties believes that the MOU should be amended, the Parties agree to negotiate on such amendments in good faith in order to further the objectives of this MOU.

14. Complete and Final Agreement. This MOU contains the entire understanding of the Parties hereto with respect to the subject matter contained herein, and represents the complete and final expression of the Parties and supersedes any prior written or oral discussion, negotiation, understandings or agreements between the Parties.

15. Successors and Assigns; Transfer or Sale. No interest in this MOU shall be sold, assigned, pledged or alienated in any manner without the written consent of the other Parties. This MOU shall be binding on and shall inure to the benefit of the Parties hereto and their respective successor and permitted assigns. Permitted and access to the aforementioned City facilities (Park and Snack Bar Use) is provided to the Sports Leagues by the City and cannot be transferred/given by the Sports Leagues to any other entity.

16. No Third Party Beneficiaries. This MOU is not intended to, and shall not be construed to, create any right on the part of a third party to bring an action to enforce any of its terms and understandings.

17. Counterparts. This MOU may be executed in two or more counterparts, each of which shall be deemed an original, but all of which together constitute one and the same document.

18. New Party Requirements. No Sport League can be eligible to be added as a party to the Agreement unless: 1) less than two organizations are providing one of three youth sports (soccer, baseball/softball, football); 2) Sport League applicant must have at

least three consecutive years in operation 3) Sport League applicant can provide the following documents for three consecutive years: active and current 501c3 status, 1023 documents, Registered with Franchise State Tax Board documents, Registered as a State Charity, financial documents including general ledger of all transactions for the same three years, applicant can provide all Financial Audit documents and obtain a score of C or better by the City assigned third party auditor.

WHEREFORE, IN WITNESS THEREOF, the City, CYBSA, CVSL, CYSA-S, CVRYFA, and CLAYF hereby execute and enter into this Memorandum of Understanding with the intent to be bound thereby through their authorized representatives whose signatures are affixed below.

**CITY OF COACHELLA:**

By: \_\_\_\_\_  
Steven A. Hernandez, Mayor

**COACHELLA YOUTH BASEBALL AND SOFTBALL ASSOCIATION**

By: \_\_\_\_\_  
Juan Rodriguez, President

**ATTEST:**

By: \_\_\_\_\_  
Angela M. Zepeda, City Clerk

**COACHELLA VALLEY SOCCER LEAGUE**

By: \_\_\_\_\_  
Manuel Montaña, President

**Approved as to form:**

By: \_\_\_\_\_  
Carlos Campos, City Attorney

**COACHELLA YOUTH SPORTS ASSOCIATION SOCCER**

By: \_\_\_\_\_  
Alma Aceves, President

**COACHELLA LITTLE ARABS YOUTH FOOTBALL**

By: \_\_\_\_\_  
Mario Gallo, President

EXHIBIT 1 – BAGDOUMA PARK



**MASTER PLAN**

**DWYDA Design**  
Landscape Architecture & Planning

**BAGDOUMA PARK**

CITY OF COACHELLA



EXHIBIT 2 – RANCHO LAS FLORES PARK



**LEGEND**

- Project Boundary
- Phase Line
- 1 Parking Lot (418 Spaces + 10 ADA Spaces)
- 2 10' Wide Concrete Walks
- 3 Park Entry Monument Sign / Wall
- 4 Seat Wall with Stone Veneer
- 5 Soccer Field (185' x 300')
- 6 Soccer Field (195' x 330')
- 7 Football Field Overlay with Removable Goal Posts
- 8 Basketball Court
- 9 Picnic Area Shade Structures
- 10 Bleachers with Shade Structure
- 11 Amphitheater with Center Stage and Turf Slope
- 12 Prefabricated Rest Room / Concession / Storage Building
- 13 Shaded Tot Lot with 2.5 Area and 5-12 Area
- 14 Wood Fiber Play Surfacing
- 15 Exercise Stations
- 16 Interlocking Concrete Pavers
- 17 Textured Concrete Paving
- 18 Soccer Ball Decorative Paving
- 19 Baseball Decorative Paving
- 20 Underground Storm Water Detention
- 21 Native & Low Water Use Trees and Groundcovers
- 22 Native & Low Water Use Shrubs and Groundcovers
- 23 Flagpole
- 24 Baseball Field with 200' Foul Lines
- 25 Digout with Shade Structure
- 26 Score Keeper's Table with Shade Structure
- 27 Volleyball Court (Sand)
- 28 Community Building (7,000 ft<sup>2</sup>)
- 29 Splash Pad Play Area
- 30 Sports Field Mixer
- 31 Sports Field Light
- 32 Parking Lot Light
- 33 Pedestrian Light
- 34 Bicycle Rack
- 35 Precast Concrete Picnic Table
- 36 Precast Concrete Bench
- 37 Precast Concrete Trash Receptacle
- 38 Precast Concrete Recycling Receptacle
- 39 Precast Concrete Soccer Ball Field Number
- 40 Precast Concrete Baseball Field Number
- 41 Decomposed Granite
- 42 Rock Cobble
- 43 Composting Station (Optional)
- 44 Masonry Trash Enclosure
- 45 5' Decomposed Granite Path Adjacent to 5' Wide Concrete Path with Mile Markers
- 46 Concrete Bleachers
- 47 BBQ
- 48 Permeable Interlocking Concrete Pavers

City of Coachella  
**Master Plan**  
 Rancho Las Flores Park  
 August 9, 2011







**STAFF REPORT**  
**7/10/2024**

**TO:** Honorable Mayor and City Council Members

**FROM:** Maritza Martinez, Public Works Director

**SUBJECT:** Authorize City Manager to execute Agreement between the County of Riverside and City of Coachella for Household Hazardous Waste Collection Program.

---

**STAFF RECOMMENDATION:**

Authorize City Manager to execute Agreement between the County of Riverside and City of Coachella for Household Hazardous Waste Collection Program.

**BACKGROUND:**

For over 20 years, the City of Coachella has partnered with the County of Riverside to provide a household hazardous waste collection program. This program provides a location in the City for residents to safely dispose of their household hazardous materials such as paints, cleaning solvents and batteries. In addition to the events held in the City of Coachella, numerous other collection events are held in various parts of the County throughout the year.

**DISCUSSION/ANALYSIS:**

Since 2006, the Waste Management Department of the County has administered and coordinated the collection program. The City's collaborative effort with the County provides the site location, traffic control for the site, and advertisement of the event. This annual program has been held on two Saturdays each year at the Bagdouma Pool Parking Lot.

In 2019, the City entered into a similar agreement with the County of Riverside to conduct the HHW collection program. That agreement term has ended as of June 30, 2024 and a new agreement with similar roles and responsibilities is recommended for approval; the term of the new agreement will be for five years (July 1, 2024 – June 30, 2029).

**FISCAL IMPACT:**

The recommended action will not have a negative impact on the budget.

Attachment: Proposed Agreement

**AGREEMENT BETWEEN COUNTY OF RIVERSIDE AND  
CITY OF COACHELLA FOR  
HOUSEHOLD HAZARDOUS WASTE COLLECTION PROGRAM**

This Agreement is made and entered into by and between the City of Coachella, a general law city and municipal corporation (“CITY”), and the County of Riverside, a political subdivision of the State of California, on behalf of the Department of Waste Resources (“COUNTY”). This Agreement establishes the responsibilities of each party concerning COUNTY’S Household Hazardous Waste (“HHW”) Collection Program for CITY.

**RECITALS**

WHEREAS, CITY and COUNTY recognize that it is in the public interest to establish and implement waste diversion and separation programs to prevent disposal of hazardous waste, including household hazardous waste, in landfills; and,

WHEREAS, COUNTY has a well-developed and established HHW Collection Program, for the purpose of diverting household hazardous waste; and,

WHEREAS, CITY has a site for a Temporary HHW Collection Event located on land owned by CITY at 51-251 Douma Street, Coachella, CA 92236 (designated as Bagdouma Park), suitable for conducting HHW collection for the benefit of CITY and COUNTY citizens (“HHW Collection Event”).

NOW, THEREFORE, in consideration of the mutual promises, covenants and conditions herein contained, the Parties mutually agree as follows:

**1. COUNTY’S DUTIES**

1.1 COUNTY agrees to provide and/or perform the following services related to holding a HHW Collection Event:

1.1.1 Obtain and fund the services of a state certified, licensed, bonded

1 and insured hazardous waste transportation and disposal company through the  
2 competitive bidding process, with all costs for disposal of waste, staffing, and  
3 implementation of the program remaining the responsibility of COUNTY;

4 1.1.2 Provide liability coverage and indemnification to the extent specified in  
5 Section 5 below, with insurance coverage provided through COUNTY’S  
6 self-insurance program;

7 1.1.3 Determine that the hazardous waste disposal company contracted for the  
8 HHW Collection Event has obtained appropriate certificates of insurance that  
9 meet the criteria as established in the Code of Federal Regulations, Title 49,  
10 California Health and Safety Code, and for Workers’ Compensation coverage;

11 1.1.4 Clean up any spills at the designated HHW Collection Event site  
12 associated with the HHW Collection Event, and upon completion of the HHW  
13 Collection Event, clean up the designated site to the condition existing prior to the  
14 HHW Collection Event;

15 1.1.5 Ensure that no hazardous materials of any type remain on site at the  
16 conclusion of the HHW Collection Event, and/or that any household hazardous  
17 waste left at the site is promptly removed upon prior arrangements by COUNTY  
18 with CITY;

19 1.1.6 Obtain all of the necessary permits and variances with the State of  
20 California, Environmental Protection Agency, Department of Toxic Substances  
21 Control and the County of Riverside, Community Health Agency, Department of  
22 Environmental Health, Certified Unified Program Agency known as the CUPA;

23 1.1.7 Ensure that staffing to assist in site security and in receiving, classifying,  
24

1 packaging, and manifesting the household hazardous waste received is provided,  
2 either by COUNTY or the contracted disposal company, with a representative  
3 from COUNTY supervising the activities at the HHW Collection Event;

4 1.1.8 Ensure that the contracted hazardous waste disposal company completes  
5 the off-site transportation and ultimate disposal of the hazardous waste, in  
6 accordance with State and Federal hazardous waste management and  
7 transportation laws;

8 1.1.9 Act as an independent contractor in the performance of its obligations  
9 hereunder, being subject to the control or direction of CITY merely as to the  
10 result to be accomplished by the services hereunder, and not as to the means and  
11 methods for accomplishing the results. COUNTY assumes exclusively the  
12 responsibility for its acts, and the acts of its employees or agents as they relate to  
13 the services to be provided under this Agreement; COUNTY shall not be entitled  
14 to any benefits payable to employees of CITY, including CITY workers'  
15 compensation benefits, and hereby holds CITY harmless from any and all claims  
16 that may be made against CITY based upon any contention by any third party that  
17 an employer-employee relationship exists by reason of this Agreement;

18 1.1.10 Provide regional advertising of HHW collection schedule and events and  
19 approve advertising provided by CITY as set out in Section 2.2.1.

20 **2. CITY’S DUTIES**

21 2.1 CITY agrees to provide a city-owned site, currently located at 51-251 Douma  
22 Street, Coachella, CA 92236 (designated as Bagdouma Park), that is satisfactory to  
23 COUNTY and meets the following requirements:

- 1           2.1.1 Safety considerations;
- 2           2.1.2 Convenience to the public;
- 3           2.1.3 Safe and convenient traffic flow;
- 4           2.1.4 Available work space for handling, packaging, and transportation of
- 5           hazardous waste;
- 6           2.1.5 Concrete or asphalt work area;
- 7           2.1.6 Access to gates, water, electrical, and restroom facilities for the duration
- 8           of the HHW Collection Event.

9           2.2 CITY shall be responsible for the following activities:

- 10           2.2.1 At CITY expense, HHW collection event and permanent HHW collection
- 11           facility advertising, as approved by COUNTY in writing, using local news media,
- 12           distribution of printed flyers/posters, and/or community service organizations;
- 13           2.2.2 May utilize volunteers for specific tasks, such as traffic control, handing
- 14           out of flyers, surveys, etc., with any personnel within the collection site subject to
- 15           COUNTY approval.

16 **3. JOINT PROVISIONS**

17           3.1 COUNTY and CITY shall undertake joint responsibility for planning and

18           coordination meetings with CITY’s City Manager’s Office, Department of Waste

19           Resources Department, CITY Fire Department, and other departments or agency

20           representatives, as necessary.

21           3.2 The hours of operation for the HHW Collection Event(s) will be 9:00 a.m. to 2:00

22           p.m. on days mutually agreed upon in writing and scheduled sufficiently in advance for

23           HHW Collection Event arrangements to be made by both Parties.

1 **4. HHW COLLECTION PROGRAM**

2 4.1 The HHW Collection Event shall meet the following operations standards:

3 4.1.1 Traffic cones shall be set up to control traffic through the collection  
4 facility;

5 4.1.2 All vehicles shall have trunks open upon entering the restricted zone and  
6 occupant shall participate in a survey to be designed for both CITY and  
7 COUNTY use. Only authorized and trained personnel shall be allowed in the  
8 restricted waste handling areas. The restricted areas shall include the following:

9 4.1.2.1 Vehicle unloading area;

10 4.1.2.2 Categorization and waste packaging area;

11 4.1.2.3 Area for processing “unknown” wastes to determine hazard class.

12 4.1.3 The restricted areas (except the unloading area) will have, at a minimum, a  
13 6 millimeter layer of Vizqueen to prevent contamination of the pavement or soil.  
14 Only authorized personnel shall be allowed in the restricted area;

15 4.1.4 Trained contracted or COUNTY staff shall segregate wastes according to  
16 hazard classification, package compatible materials into Federal Department of  
17 Transportation approved hazardous materials shipping containers and fill with  
18 inert, moisture absorbent, granular, packing material as appropriate. Each  
19 shipping container shall be labeled and marked in accordance with State and  
20 Federal laws and regulations;

21 4.1.5 Shipping papers shall consist of written Hazardous Waste Manifests and  
22 Bills of Lading according to the appropriate waste stream profile;

1 4.1.6 COUNTY shall retain copies of each Hazardous Waste Manifest and/or  
2 Bill of Lading for a minimum of three (3) years as prescribed by law;

3 4.1.7 All waste classification, packaging, labeling, marking, manifesting, and  
4 transportation for recycling and disposal of hazardous waste shall be done in  
5 accordance with all applicable Federal and State Transportation laws and  
6 regulations pertaining to hazardous materials;

7 4.1.8 COUNTY shall have the responsibility for the disposition of the hazardous  
8 waste collected from the HHW Collection Program, with concurrence of the  
9 contracted hazardous waste transportation and disposal company;

10 4.1.9 Reuse and recycling, rather than disposal, shall be considered as the  
11 primary waste management method for material that can be reused or recycled in  
12 a timely and cost effective manner;

13 4.1.10 Treatment methods of detoxification and/or incineration shall be  
14 considered before Class I landfill disposal;

15 4.1.11 All final recycling, treatment, and disposal facilities considered must be  
16 authorized and found without substantial violations by the appropriate State  
17 and/or Federal regulatory agencies;

18 4.1.12 Effort will be made to recycle water-based paint so that it can be utilized  
19 for graffiti abatement projects or other useful purposes;

20 4.1.13 COUNTY or contracted personnel shall remain on-site until all hazardous  
21 waste is properly packaged, stowed and removed from the event site in secured  
22 trailers to prevent the potential for spills or release to the event site, unless prior  
23 arrangements are made with the CITY;

1 4.1.14 During the HHW Collection Event, the County of Riverside Hazardous  
2 Materials Emergency Response Team shall be on call;

3 4.1.15 COUNTY shall require that this HHW Collection Program be open and  
4 available to any resident of COUNTY and that non-residentially generated waste  
5 is excluded from acceptance;

6 4.1.16 COUNTY shall provide a report to CITY that shall quantify the amount  
7 and types of household hazardous waste collected at the planned HHW Collection  
8 Event.

9 **5. HOLD HARMLESS/INDEMNIFICATION**

10 5.1 CITY shall indemnify and hold harmless the County of Riverside, its Agencies,  
11 Districts, Special Districts and Departments, their respective directors, officers, Board of  
12 Supervisors, elected and appointed officials, employees, agents and representatives  
13 (“COUNTY’S Indemnified Parties”) from any liability, claim, action or damage  
14 whatsoever, including but not limited to, property damage, bodily injury, or death, based  
15 or asserted upon any act or omission of CITY, its officers, employees, subcontractors,  
16 agents or representatives arising out of or in any way relating to this Agreement and  
17 CITY shall defend at its sole expense and pay all costs and fees, including but not limited  
18 to, attorney fees, cost of investigation, defense and settlements or awards, on behalf of the  
19 COUNTY’S Indemnified Parties in any such claim or action.

20 5.2 COUNTY shall indemnify and hold harmless CITY, its officers, employees,  
21 subcontractors, agents or representatives (“CITY’S Indemnified Parties”) from any  
22 liability whatsoever, including but not limited to, property damage, bodily injury, or  
23 death, based or asserted upon any services of COUNTY, its Agencies, Districts, Special  
24



Districts and Departments, their respective directors, officers, Board of Supervisors, elected and appointed officials, employees, agents and representatives arising out of or in any way relating to this Agreement and COUNTY shall defend at its sole expense and pay all costs and fees, including but not limited to, attorney fees, cost of investigation, defense and settlements or awards, on behalf of the CITY'S Indemnified Parties in any claim or action based upon such liability.

5.3 With respect to any action or claim subject to indemnification herein, the indemnifying party shall, at their sole cost, have the right to use counsel of their choice and shall have the right to adjust, settle, or compromise any such action or claim without the prior consent of the indemnified party; provided, however, that any such adjustment, settlement or compromise in no manner whatsoever limits or circumscribes the indemnifying party's obligation to indemnify as set forth herein.

5.4 The provisions of this section shall survive the term of this Agreement.

**6. ADMINISTRATION**

6.1 COUNTY Department of Waste Resources General Manager-Chief Engineer, or designee, shall administer this Agreement on behalf of COUNTY.

6.2 CITY's City Manager, or designee, shall administer this Agreement on behalf of CITY.

**7. ALTERATION**

7.1 No alteration or variation of the terms of this Agreement shall be valid unless made in writing and signed by the parties hereto, and no oral understanding or agreement not incorporated herein, shall be binding on any of the parties hereto.

**8. TERM OF AGREEMENT**

1 8.1 This Agreement shall be effective as of July 1, 2024, and continue in effect  
2 through June 30, 2029, unless terminated by either party, with or without cause, upon  
3 thirty (30) days written notice served on the other party. In no event shall the Agreement  
4 be extended beyond June 30, 2029.

5 **9. ENTIRE AGREEMENT**

6 9.1 This Agreement contains the entire agreement between the parties with respect to  
7 the subject matter hereof, and supersedes all prior negotiations, understandings, or  
8 agreements both oral and written. This Agreement may be amended in writing with the  
9 concurrence of both parties.

10 **10. FORCE MAJEURE**

11 10.1 If either party is unable to comply with any provision of this Agreement due to  
12 causes beyond its reasonable control, and which could not have been reasonably  
13 anticipated, such as acts of God, acts of war, civil disorders, or other similar acts, such  
14 party shall not be held liable for such failure to comply.

15 **11. SEVERABILITY**

16 11.1 If any provision or part thereof in this Agreement is held by a court of competent  
17 jurisdiction to be invalid, void or unenforceable, the remaining provisions or part thereof  
18 will nevertheless continue in full force without being impaired or invalidated in any way.  
19  
20

21 [Signatures of Following Page]  
22  
23  
24

1 IN WITNESS WHEREOF, the Parties have caused their duly authorized representatives  
2 to execute this Agreement on the date written below.

3

4 CITY OF COACHELLA

COUNTY OF RIVERSIDE

5 By \_\_\_\_\_  
6 Dr. Gabriel D. Martin  
7 City Manager

By \_\_\_\_\_  
Hans Kernkamp  
General Manager-Chief Engineer  
Department of Waste Resources

8 Date: \_\_\_\_\_

Date: \_\_\_\_\_

9

10 APPROVED AS TO FORM:

APPROVED AS TO FORM:  
MINH C. TRAN  
COUNTY COUNSEL

11

12 By: \_\_\_\_\_

By: \_\_\_\_\_  
LISA SANCHEZ  
Deputy County Counsel

13 Title: \_\_\_\_\_

14

15

16

17

18

19

20

21

22

23

24



**STAFF REPORT**  
**7/10/2024**

**TO:** Honorable Mayor and City Council Members

**FROM:** Maritza Martinez, Public Works Director

**SUBJECT:** Approve Resolution No. 2024-38 Authorizing the Application Submittal for the Fiscal Year 2023 Emergency Management Performance Grant (EMPG), in the amount of \$12,173.

**STAFF RECOMMENDATION:**

Approve Resolution No. 2024-38 authorizing the application submittal for the Fiscal Year 2023 Emergency Management Performance Grant (EMPG), in the amount of \$12,173.

**EXECUTIVE SUMMARY:**

The County of Riverside has released its Emergency Management Performance Grant (EMPG). The identified maximum per capital allocation the City of Coachella is eligible to receive is \$12,173. This grant does require a 100% match (1 to 1 ratio), thus the total expenditures must total \$24,346 to receive the full allocation available to the City of Coachella.

Staff is recommending requesting these funds be used to recover costs for the city's annual service contract with the County of Riverside Emergency Management Department for an Emergency Services Coordinator. The recommended submittal for reimbursement of staffing expenses for the Emergency Services Coordinator will total \$12,173; this will reimburse city for County staffing expenses.

**FISCAL IMPACT:**

As the match amounts are already budgeted for in the current fiscal year, the recommended actions will have positive fiscal impact.

**ATTACHMENT:**

- Resolution No. 2024-38 – Authorizing Agent to File and Execute all Related Project Application Documents for the Fiscal Year 2023 Emergency Management Preparedness Grant (EMPG) on Behalf of the City of Coachella

**RESOLUTION NO. 2024-38**

**A RESOLUTION OF THE CITY COUNCIL OF THE CITY OF COACHELLA, CALIFORNIA AUTHORIZING THE CITY MANAGER TO ACT AS THE AUTHORIZED AGENT TO FILE AND EXECUTE ALL RELATED PROJECT APPLICATION DOCUMENTS FOR THE FISCAL YEAR 2023 EMERGENCY MANAGEMENT PREPAREDNESS GRANT (EMPG) ON BEHALF OF THE CITY OF COACHELLA.**

**WHEREAS**, by the City Council of the City of Coachella, a public entity established under the laws of the State of California, that the EMPG application be submitted to the County of Riverside for consideration;

**WHEREAS**, that the City of Coachella, a public entity, established under the laws of the State of California, hereby identifies the City Manager as the authorized agent to sign all related grant documents pertaining to the EMPG;

**WHEREAS**, Emergency Management is a prime concern of the all emergency management organization;

**WHEREAS**, the City has the resources available to provide a 100% in-kind match and complete the project;

**PASSED, APPROVED AND ADOPTED** at a regular meeting of the City Council of the City of Coachella held on the 10<sup>th</sup> day of July 2024, by the following roll call vote:

AYES:

NOES:

ABSENT:

ABSTAIN:

\_\_\_\_\_  
Steven Hernandez, Mayor  
City of Coachella

ATTEST:

\_\_\_\_\_  
Angela M. Zepeda, City Clerk  
City of Coachella

APPROVED AS TO FORM:

\_\_\_\_\_  
Carlos L. Campos, City Attorney  
City of Coachella

STATE OF CALIFORNIA )  
COUNTY OF RIVERSIDE )  
CITY OF COACHELLA )

I, Angela M. Zepeda, City Clerk of the City of Coachella, do hereby certify that the foregoing is a full, true and correct copy of Resolution No. 2024-38 adopted by the City Council of the City of Coachella at a regular meeting therefore duly held and convened on the 10<sup>th</sup> day of July, 2024.

\_\_\_\_\_  
Angela M. Zepeda, City Clerk



**STAFF REPORT  
7/10/2024**

**TO:** Honorable Mayor and City Council Members  
**FROM:** Maritza Martinez, Public Works Director  
**SUBJECT:** Authorize award of a professional services agreement to HV Entertainment, in the amount of \$29,800, for the 2024 El Grito event.

---

**STAFF RECOMMENDATION:**

Authorize award of a professional services agreement to HV Entertainment, in the amount of \$29,800, for the 2024 El Grito event.

**EXECUTIVE SUMMARY:**

The City is a partner in the Cooperative Agreement to deliver the 2024 El Grito Event between the City of Coachella, KUNA/Telemundo and the Mexican Consulate of San Bernardino. As identified in the Cooperative Agreement the City of Coachella provides for the sound, stage and lighting costs for the event. Staff has solicited informal bids and received the following responses:

- |                                 |             |
|---------------------------------|-------------|
| 1) HV Entertainment             | \$29,800.00 |
| 2) Rhythm Tech Productions LLC. | \$36,421.18 |
| 3) L3 Productions               | \$58,934.80 |

Based on the responses received for the 2024 Fiestas Patrias-El Grito Event sound, stage and lighting services, staff requests authorization to award a professional services agreement to HV Entertainment, in the amount of \$29,800.00.

**FISCAL IMPACT:**

Approval of the recommended action is budgeted for in the recommended FY 24/25 budget.

Attachment:  
Agreement



**CONTRACT AGREEMENT  
BY AND BETWEEN  
THE CITY OF COACHELLA  
AND  
HV ENTERTAINMENT**

June 27, 2024

HV Entertainment  
Attn: Felipe Herrera  
80000 Avenue 48, Spc 244  
Indio, CA 92201

Re: Letter of Agreement for Sound, Stage, Lighting, and Video Wall for 2024 Coachella Fiestas Patrias El Grito Event

Felipe Herrera,

This letter shall be our Agreement to provide sound, stage, lighting, and LED wall described below (“Services”) by HV Entertainment (Contractor”) as an independent contractor to the City of Coachella for the 2024 Coachella Fiestas Patrias El Grito Event (“Project”) at Ranchos Las Flores Park on Sunday, September 15, 2024.

The Services to be provided include the following: Scope of Services are described in Exhibit “A” and incorporated herein by reference.

HV Entertainment shall perform all Services under this Contract Agreement in a skillful and competent manner, consistent with the standards generally recognized as being employed by professionals in the same discipline in the State of California, and consistent with all applicable laws. HV Entertainment represents that it, its employees and subcontractors have all licenses, permits, qualifications, and approvals of whatever nature that are legally required to perform the Services, including a City Business License, and that such licenses and approvals shall be maintained throughout the term of this Agreement. Compensation for the above services shall be based on the actual amount of time spent in adequately performing the Services; However, unless expressly agreed in writing in advance by the City, the cost of services shall not exceed \$29,800.00

HV Entertainment is aware of the requirements of California Labor Code Section 1720, et seq., and 1770, et seq., as well as California Code of Regulations, Title 8, Section 1600, et seq., (“Prevailing Wage Laws”), which require the payment of prevailing wage rates and the performance of other requirements on “public works” and “maintenance” projects. The Services are being performed as part of an applicable “public works” or “maintenance” project, as defined by the Prevailing Wage Laws, and the



total compensation is \$1,000 or more, HV Entertainment agrees to fully comply with such Prevailing Wage Laws.

City shall provide HV Entertainment with a copy of the prevailing rates of per diem wages in effect at the commencement of this Agreement. shall make copies of the prevailing rates of per diem wages for each craft; classification or type of worker needed to execute the Services available to interested parties upon request, and shall post copies at the Contractor’s principal place of business and at the project site. HV Entertainment shall defend, indemnify and hold the City, its elected officials, officers, employees and agents free and harmless from any claim or liability arising out of any failure or alleged failure to comply with the Prevailing Wage Laws.

HV Entertainment shall provide proof of commercial general liability and automobile insurance to the City in amounts and with policies, endorsements and conditions required by the City for the Services. If HV Entertainment is an employer or otherwise hires one or more employees during the term of this shall also provide proof of workers’ compensation coverage for such employees which meets all requirements of state law HV Entertainment shall also provide errors and omissions professional liability insurance appropriate to its profession in an amount, with conditions and for a term acceptable to the City.

Invoices shall be submitted to the City monthly as performance of the Services progresses. City shall review and pay the approved charges on such invoices in a timely manner. Construction on the Project shall begin immediately and shall be completed by September 15, 2024 unless extended by the City in writing. The City may terminate this Contract Agreement at any time with or without cause. If the City finds it necessary to terminate this Contract Agreement without cause before Project completion, HV Entertainment shall be entitled to be paid in full for those Services adequately completed prior to the notification of termination. HV Entertainment may terminate this Contract Agreement for cause only.

HV Entertainment shall defend, indemnify and hold the City, its officials, officers, employees, agents, and volunteers free and harmless from any and all claims, demands, causes of action, expenses.

If you agree with the terms within the Contract Agreement, please sign and return both copies and we will return as executed copy for your records.

**CITY OF COACHELLA**

**HV ENTERTAINMENT**

*Approved by:*

*Reviewed and Accepted by:*

\_\_\_\_\_  
Gabriel D. Martin, Ph.D.,  
City Manager

\_\_\_\_\_  
Signature

\_\_\_\_\_  
Carlos Campos,  
City Attorney

\_\_\_\_\_  
Name

\_\_\_\_\_  
Title

\_\_\_\_\_  
Date

**ESTIMATE**

**HV ENTERTAINMENT**  
 80000 Avenue 48 Spc 244  
 Indio, CA 92201

felipe@hvluxuryevents.com  
 +1 (760) 972-9975  
 www.hvluxuryevents.com



**CITY OF COACHELLA**

**Bill to**  
 CITY OF COACHELLA CORPORATE YARD  
 53-462 ENTERPRISE WAY  
 COACHELLA, CA 92236 RIVERSIDE

**Ship to**  
 CITY OF COACHELLA CORPORATE YARD  
 RANCHO LAS FLORES PARK 48-400 VAN  
 BURENT ST  
 COACHELLA, CA 92236 RIVERSIDE

**Shipping info**

Ship via: DELIVERY  
 Ship date: 09/15/2024

**Estimate details**

Estimate no.: 1032  
 Estimate date: 06/20/2024

#	Date	Product or service	Description	Qty	Rate	Amount
1.		<b>GROUN SUPPORT</b>	40'W x 30'D x 25'H 18) PRT TRUSS 08) 12X12X10 TRUSS 04) SLEVE BLOCK 04) HEAT BLOCK 04) HINGH BLOCK 16) SCREW JACK 01) PACKAGE SPANSET 3Y 6FT , SHAKLES 5/8 , TRUSS BOLS W/ TOOLS 01) BLACK TARP MESH	1	\$0.00	\$0.00
2.		<b>STAGE</b>	40'W x 30'D x 25'H 35) STELLDECK 4X8 35) LEGS 4FT H W/SCREWJACK 15) STELLDECK 4X8 15) LEGS 2FTH W/SCREWJACK 02) LADDER 5FT 20) GUARDRAIL 4FT W/CLAMS 01) BLACK SKIRT ROUND	1	\$0.00	\$0.00
3.		<b>AUDIO</b>	12) JBL VERTEC 4888DP ACTIVO MID 12) JBL VERTEC 4880DP ACTIVO SUB 10) JBL MONITORES 01) MIDAS M32 DIGITAL MIXER W/SNAKE 01) MIC & STAND PACKAGE 01) XLR, DIRECT BOX,1/4 TO 1/4 PACKAGE 02) BUMPER W/ RIGUIN PACKAGE 02) TOWER TRUSS 22FT H ( AUDIO )	1	\$0.00	\$0.00

LED WALL 12'H X 22'W

- 60) PANELS 80x80 PIXEL
- 3) BUMPERS 4' W/SHAKLES & SPANSET
- 5) BUMPERS 2' W/SHAKLES & SPANSET
- 1) POWER PACKAGE
- 1) SIGNAL PACKAGE
- 1) PROSESADOR 550D
- 1) LAPTOP

1 \$0.00

Item 19.

5.	<b>LIGHT PACKAGE #2</b>	12) MH3 BEAN MARTIN W/ CLAMP 08) PR WASH W/ CLAMP 20) BABY COLORS 10) SIX PAR 300 01) DMX PACKAGE 01) POWER PACKAGE 01) LIGHTIN BOARD 02) FOG MACHINE	1	\$0.00	\$0.00
6.	<b>POWER 50 AMP</b>	8) SPYDER BOX 6 OUTLET 5) 100 FT CABLE 5) 50 FT CABLE	1	\$0.00	\$0.00
7.	<b>SET FEEDER CABLE</b>	SET 10' FT SET 50' FT SET 125' FT	1	\$0.00	\$0.00
8.	<b>RENT</b>		1	\$29,800.00	\$29,800.00

**Note to customer**

- 1) GENERATOR IS PROVIDED BY THE CLIENT  
( 2 GENERATOR 70KW NEED )
- 2) STRUCTURAL STAMP PROVIDED BY CLIENT
- 3) WILL NEED SECURITY ON SEPTEMBER 14TH AT NIGHT
- 4) WE CAN SEE THE PAYMENT DETAILS ALREADY BEING APPROVED



**STAFF REPORT**  
**July 10, 2024**

**TO:** Honorable Mayor and City Council Members

**FROM:** Risseth Lora, Public Information Officer  
Carlos Campos, City Attorney, Best Best & Krieger LLP

**SUBJECT:** Adopt Resolution No. 2024-25 Establishing Youth Advisory Commission Compensation

---

**STAFF RECOMMENDATION:**

Staff recommends that the City Council adopt Resolution No. 2024 - 25 to establish compensation for members of the Youth Advisory Commission.

**BACKGROUND:**

This staff report presents Resolution No. 2024 - 25, which aims to establish compensation for members of the Youth Advisory Commission in the City of Coachella. The proposed resolution is based on California Government Code Section 53232.1(a), which permits local agencies to provide compensation to advisory body members for meeting attendance. Additionally, Coachella Municipal Code Section 2.26.060(B) allows the City Council to set compensation for commissions through ordinance or resolution.

**ANALYSIS:**

The City of Coachella seeks to acknowledge the valuable insights and advice provided by the Youth Advisory Commission on matters concerning the youth in the community. By instituting reasonable compensation for the members' services, the City Council aims to recognize the time and effort dedicated by commission members.

**OVERVIEW OF RESOLUTION:**

The proposed Resolution includes the following key provisions:

1. Establishment of Compensation: Each member of the Youth Advisory Commission will be compensated at a rate of fifty dollars (\$50.00) per scheduled meeting, subject to the presence of a quorum.

2. Attendance Requirement: Eligibility for compensation requires members to attend the entire duration of the scheduled meeting, with partial attendance not qualifying for compensation.
3. Maximum Meetings Compensated: Members will be compensated for a maximum of one (1) meeting per month, with voluntary attendance at additional meetings without compensation.
4. Verification of Attendance: Meeting attendance will be verified by the Secretary of the Youth Advisory Commission or designated staff member to ensure accurate records for establishing a quorum and disbursing compensation.

**IMPLEMENTATION:**

If adopted, the proposed Resolution would go into effect immediately. Youth Advisory Commission members would be eligible for compensation at the next scheduled monthly meeting.

**ENVIRONMENTAL ASSESSMENT:**

The City Council hereby finds and determines that establishing compensation for meeting attendance by Youth Advisory Commission members will not result in direct or indirect physical changes in the environment, and therefore is not a project within the meaning of the California Environmental Quality Act (“CEQA”) and the State CEQA Guidelines, section 15378(b)(5).

**FISCAL IMPACT:**

The Youth Advisory Commission consists of ten (10) members who will be compensated \$50.00 per meeting, for up to twelve (12) meetings per year. The annual cost per member could be up to \$600.00. For ten members, the total annual cost to compensate the members of the Youth Advisory Commission could reach \$6,000.00. The expenditure will be drawn from the City’s general fund. The allocation of \$6,000.00 from the General Fund for the compensation of Youth Advisory Commission members is anticipated to be within the current budgetary constraints and aligns with the City’s commitment to invest in youth engagement and advisory processes.

**ATTACHMENT:**

Resolution No. 2024- 25

**RESOLUTION NO. 2024-25**

**A RESOLUTION OF THE CITY COUNCIL OF THE CITY OF COACHELLA, CALIFORNIA, ESTABLISHING YOUTH ADVISORY COMMISSION COMPENSATION.**

**WHEREAS**, California Government Code Section 53232.1(a) authorizes local agencies to provide compensation to members of a legislative body, which includes advisory bodies such as the Youth Advisory Commission, for attendance at meetings of the legislative body; and

**WHEREAS**, Coachella Municipal Code Section 2.26.060(B) allows the City Council to set compensation for commissions by ordinance or resolution; and

**WHEREAS**, Chapter 2.30 of the Coachella Municipal Code establishes the Youth Advisory Commission, comprising ten (10) high school students, to act in an advisory capacity to the City Council on matters concerning the youth in Coachella, to anticipate and address the educational, recreation, and cultural needs of the City's youth, and to coordinate community resources to enhance the quality of life for all youth; and

**WHEREAS**, the City of Coachella recognizes the valuable contributions of the Youth Advisory Commission in providing insights and advice on issues that affect youth in the community; and

**WHEREAS**, the City Council desires to acknowledge the time and effort invested by Youth Advisory Commission members by providing reasonable compensation for their service.

**NOW, THEREFORE, BE IT RESOLVED** by the City Council of the City of Coachella as follows:

**SECTION 1. Compensation Established.** Each member of the Youth Advisory Commission shall be compensated at a rate of fifth dollars (\$50.00) per scheduled meeting, as described in Coachella Municipal Code section 2.30.060, provided that a quorum is present at that meeting.

**SECTION 2. Attendance Requirement.** To be eligible for compensation, Youth Advisory Commission members must attend the entire duration of the scheduled meeting. Partial attendance does not qualify for compensation.

**SECTION 3. Maximum Meetings Compensated.** The Youth Advisory Commission members shall be compensated for a maximum of one (1) meeting per month. Any additional meetings attended shall be on a voluntary basis without additional compensation.

**SECTION 4. Verification of Attendance.** Meeting attendance shall be verified by the Secretary of the Youth Advisory Commission or designated staff member, who will maintain accurate attendance records for the purpose of establishing a quorum and compensation disbursement.

**SECTION 5. Budget Allocation.** Funds to compensate Youth Advisory Commission Members shall be allocated from the City’s general fund or other designated fund as determined by the City’s Finance Director.

**SECTION 6. CEQA.** The City Council hereby finds and determines that establishing compensation for meeting attendance by Youth Advisory Commission members will not result in direct or indirect physical changes in the environment, and therefore is not a project within the meaning of the California Environmental Quality Act (“CEQA”) and the State CEQA Guidelines, section 15378(b)(5).

**SECTION 7. Severability.** If any provision of this Resolution or the application thereof to any person or circumstance is held invalid, such invalidity shall not affect other provisions or applications of the Resolution which can be given effect without the invalid provision or application, and to this end the provisions of this Resolution are severable. The City Council hereby declares that it would have adopted this Resolution irrespective of the invalidity of any particular portion thereof.

**SECTION 8. Effective Date.** This Resolution shall take effect immediately upon its adoption.

**PASSED, APPROVED and ADOPTED** this 10th day of July 2024.

\_\_\_\_\_  
Steven A. Hernandez  
Mayor

**ATTEST:**

\_\_\_\_\_  
Angela M. Zepeda  
City Clerk

**APPROVED AS TO FORM:**

\_\_\_\_\_  
Carlos Campos  
City Attorney

STATE OF CALIFORNIA            )  
COUNTY OF RIVERSIDE        ) ss.  
CITY OF COACHELLA            )

**I HEREBY CERTIFY** that the foregoing Resolution No. 2024-25 was duly adopted by the City Council of the City of Coachella at a regular meeting thereof, held on the 10<sup>th</sup> day of July 2024, by the following vote of Council:

AYES:

NOES:

ABSENT:

ABSTAIN:

\_\_\_\_\_  
Delia Granados  
Deputy City Clerk





**STAFF REPORT**  
**3/24/2021**

**TO:** Honorable Mayor and City Council Members

**FROM:** Maritza Martinez, Public Works Department

**SUBJECT:** Authorize execution of Amendment No. 3 to West Coast Arborist Maintenance Agreement extending their term for one year and increasing compensation by \$450,000.

**STAFF RECOMMENDATION:**

Authorize execution of Amendment No. 3 to the West Coast Arborist Maintenance Agreement extending their term for one year and increasing compensation by \$450,000.

**EXECUTIVE SUMMARY:**

The City published a Request for Proposals (RFP) for the Citywide Tree Trimming Maintenance Project No. 050922 for all trees in the Landscape Lighting and Maintenance Districts (LLMD), parks and streets. The RFP closed on May 31, 2022 and was awarded on June 22, 2022 to West Coast Arborist Inc.(WCA), in the amount not to exceed \$450,000 annually. This agreement was amended two times to augment compensation for additional work added to this service agreement for:1) trim and remove vegetation/trees at the newly acquired Hidden Harvest property and 2) installation of 101 trees at Bagdouma Park.

The term of the awarded agreement was July 1, 2022 – June 30, 2024. Staff is recommending authorization to award WCA one additional one year term as allowed by the RFP process, thus extending the term through June 30, 2025. The RFP also allows the unit pricing to be adjusted based on the published consumer pricing index (CPI) increases; the published CPI increase is 2.9%. Staff recommends authorizing the allowable updated pricing for the additional one-year term (attached as Exhibit C). The proposed Amendment No. 3 also reflects an increased compensation, not to exceed \$450,000, for the extended service term.

**FISCAL IMPACT:**

The recommended action will not have a negative impact on the budget; these funds are budgeted annually in the LLMD, streets and park divisions.

Attachment: Proposed Amendment No. 3

**Amendment No. 3 to the Maintenance Services Agreement  
Between the City of Coachella  
and  
West Coast Arborist, Inc (WCA)**

**1. Parties And Date.**

This Amendment No. 3 to the Maintenance Services Agreement ("Amendment No.3") is made and entered into this 10<sup>th</sup> day of July, 2024 by and between the City of Coachella ("City") and West Coast Arborist, Inc., ("Contractor"). City and Contractor are sometimes individually referred to as "Party" and collectively as "Parties" in this Amendment No.3.

**2. Recitals.**

2.1 Agreement. City and Contractor entered into that certain Agreement for Citywide Tree Trimming Maintenance Services Agreement Project 050922 ("Agreement"), entered into on June 22, 2022; amended for the first time on January 24, 2024 and amended for the second time on April 24, 2024.

2.2 Amendment. City and Contractor desire to amend the Agreement for the third time to amend the term of the Agreement as set forth in this Amendment No. 3.

**3. Amendments.**

3.1. Term & Compensation. Section 3.1.3 and 3.3.1 and Exhibit C, of the Agreement are hereby deleted in their entirety and replaced with the following:

3.1.3 Term. The term of the Agreement shall be from July 1, 2022 to June 30, 2025, unless earlier terminated as provided herein. Contractor shall complete the Services within the term of this Agreement, and shall meet any other established schedules and deadlines.

3.3.1 Compensation. Contractor shall receive compensation, including authorized reimbursements, for all Services rendered under this Agreement at the rates set forth in Exhibit "C" attached hereto and incorporated herein by reference. The total compensation shall not exceed **One Million Four Hundred Thousand Thirty Two Thousand Dollars and Zero Cents (\$1,432,000.00) without written approval of City's City Council.** Extra Work may be authorized, as described below, and if authorized, will be compensated at the rates and manner set forth in this Agreement.

Exhibit C. Exhibit C is hereby deleted and replaced with a revised Exhibit C attached hereto.

3.2 Continuing Effect of Agreement. Except as amended by this Amendment No.3, all provisions of the Agreement shall remain unchanged and in full force and effect. From and after the date of this Amendment No.3, whenever the term "Agreement" appears in the Agreement, it shall mean the Agreement as amended by this Amendment No.3.

3.3 Adequate Consideration. The Parties hereto irrevocably stipulate and agree that they have each received adequate and independent consideration for the performance of the obligations they have undertaken pursuant to this Amendment No.3.

3.4 Counterparts. This Amendment No.3 may be executed in duplicate originals, each of which is deemed to be an original, but when taken together shall constitute but one and the same instrument.

IN WITNESS WHEREOF, the parties have executed this Amendment.No.3 as of the date first written above.

THE CITY OF COACHELLA

WEST COAST ARBORIST INC

By: \_\_\_\_\_  
Gabriel D. Martin, PhD  
City Manager

By: \_\_\_\_\_

Attest:

\_\_\_\_\_  
City Clerk

Approved as to Form:

\_\_\_\_\_  
Carlos Campos, City Attorney

EXHIBIT C



CITY OF COACHELLA

Schedule of Compensation for Year 2024 - 2025

Tree Maintenance Services performed by WCA, Inc.

Item	Description	Unit	Proposed Prices
1	Grid Prune	Each	\$74.10
2	Grid Palm Prune	Each	\$74.10
3	Bi-Annual Aesthetic/Svc Rqst Prune 19-36 DSH	Each	\$249.00
4	Svc Rqst Prune 0-6 DSH	Each	\$74.10
5	Svc Rqst Prune 7-12 DSH	Each	\$99.80
6	Svc Rqst Prune 13-18 DSH	Each	\$151.25
7	Svc Rqst Prune 19-24 DSH	Each	\$202.70
8	Svc Rqst Prune 25-30 DSH	Each	\$249.00
9	Svc Rqst Prune 31+ DSH	Each	\$305.60
10	Svc Rqst Fan Palm Prune	Each	\$99.80
11	Svc Rqst Date Palm Prune	Each	\$202.70
12	Palm Skinning	Foot	\$19.55
13	Root Pruning	Foot	\$27.80
14	Tree & Stump Removal 0-29 DSH	Inch	\$45.30
15	Tree & Stump Removal 29+ DSH	Inch	\$35.00
16	Tree Only Removal 0-29 DSH	Inch	\$45.30
17	Tree Only Removal 29+ DSH	Inch	\$35.00
18	Stump Only Removal	Inch	\$14.40
19	Arborist Services	Man Hour	\$195.50
20	Specialty Equipment Rental	Hour	\$195.50
21	Crew Rental - per man	Man Hour	\$97.75
22	Emergency Call Out - per man	Man Hour	\$128.60

The suggested rates have been calculated to include a 2.9% cost adjustment, aligning with the Consumer Price Index for the Riverside region over the past year. If approved, these rates will come into effect on July 1, 2024, and remain valid for a duration of 12 months.



**STAFF REPORT**  
**7/10/2024**

**TO:** Honorable Mayor and City Council Members

**FROM:** Maritza Martinez, Public Works Director

**SUBJECT:** Approve Amendment No 6 to the Coachella Valley Association of Governments (CVAG) Memorandum of Understanding for AB 2766 CVAG Member Jurisdictions.

**STAFF RECOMMENDATION:**

Approve Amendment No 6 to the Coachella Valley Association of Governments (CVAG) Memorandum of Understanding for AB 2766 CVAG Member Jurisdictions.

**BACKGROUND:**

On-road motor vehicles, including cars, trucks and buses are the most significant contributors to the existing air pollution in the South Coast Air Basin. Vehicle emissions contribute to unhealthy levels of ozone, toxic air contaminants and particulate matter for diesel exhaust. To protect public health Assembly Bill 2766 was signed into law September 1990. The Bill authorizes a motor vehicle registration fee surcharge to fund the implementation of programs designed to reduce air pollution from motor vehicles. These funds are collected by the Department of Motor Vehicles and managed by the South Coast Air Quality District (AQMD), which then disburses the AB2766 revenue to local governments.

PM10 air quality, unlike ozone-related pollution that is primarily transported to the Coachella Valley, is more directly related to local sources of pollution, such as paved road dust. Since 1995 CVAG has coordinated a regional program to mitigate blow sand and its resultant PM10, through routine street sweeping.

**DISCUSSION/ANALYSIS:**

On November 10, 2010 Council approved the original MOU and subsequent amendments were approved by Council. To continue participating in this regional program the City must execute the attached Amendment 6 to the 2010 MOU. Amendment 6 will continue to provide for street sweeping of the City of Coachella's primary arterial streets, which totals 44 curb miles. The term of this agreement will be through June 30, 2026.

**FISCAL IMPACT:**

The recommended action will not have a fiscal impact.

Attachments:

Amendment 6

**AMENDMENT SIX  
TO  
AB 2766 MEMORANDUM OF UNDERSTANDING (MOU)  
BETWEEN  
COACHELLA VALLEY ASSOCIATION OF GOVERNMENTS  
AND  
CVAG MEMBER JURISDICTIONS**

**JULY 1, 2024**

The AB 2766 Memorandum of Understanding (MOU) is made and entered into by and between the Coachella Valley Association of Governments (CVAG) and the CVAG member jurisdictions. The parties acknowledge that this Amendment shall be for the period starting July 1, 2024, and shall bind the parties hereunder for the entire term of the two-year amendment; through June 30, 2026.

The AB 2766 MOU is hereby amended through this Amendment Six as follows:

- 1) At their April 29, 2024, meeting, the Executive Committee approved to maintain CVAG's AB 2766 formula at 75% to provide sustainable funding of the Regional PM 10 Street Sweeping Program and related activities starting July 1, 2024 through June 30, 2026;
- 2) All other terms and conditions shall remain the same.

**COACHELLA VALLEY ASSOCIATION OF GOVERNMENTS**

By:   
 Title: Scott Matas, CVAG Chair  
 Date: April 29, 2024

**CITY OF COACHELLA**

By: \_\_\_\_\_  
 Title: Steven Hernandez, Mayor  
 Date: \_\_\_\_\_



**STAFF REPORT**  
**7/10/2024**

**TO:** Honorable Mayor and City Council Members

**FROM:** Andrew Simmons, P.E., City Engineer

**SUBJECT:** Construction Contract with Three Peaks Corporation in the amount of \$272,272.00 plus 15% contingency for the Bagdouma Park Misc. Site Improvements, City Project Numbers P-30 & P-32.

**STAFF RECOMMENDATION:**

Authorize a construction contract with Three Peaks Corporation in the amount \$272,272.00 plus 15% contingency for the Bagdouma Park Misc. Site Improvements, City Project Numbers P-30 & P-32.

**BACKGROUND:**

On December 13, 2023 City Council authorized a contract with Public Restroom Company for the purchase of two pre-fabricated restroom buildings and one concession stand for Bagdouma Park. The buildings are currently in production and are scheduled to be delivered in October. We are now awarding the site improvements that include the removal of an existing restroom, utility connections and site preparation for the buildings. Once completed the project will add a restroom and concession stand by the soccer fields located on the southeast corner of Avenue 51 and Frederick Street and replace an existing restroom next to the sports courts located on the northeast corner of Avenue 52 and Frederick Street at Bagdouma Park.

**DISCUSSION/ANALYSIS:**

The City requested public bids in accordance with City standards and in compliance with the California Public Contract Code. On June 6, 2024, the City issued the Notice Inviting Bids with a non-mandatory job walk held on June 18, 2024. The project bid opening was held on July 2, 2024 at 2:00 p.m., with five (5) companies submitting a bid for this project. The bid opening results are listed below:

<b>Company Name:</b>	<b>City:</b>	<b>Bid Amount:</b>
Three Peaks Corporation	Calimesa	\$272,272.00
Cora Constructors	Palm Desert	\$408,271.00
Diamond Construction	Redlands	\$518,800.00
Caltec Corporation	Westminster	\$684,985.00
EcoMaster Corp.	Rancho Mirage	Non-Responsive



Staff has reviewed the bid and determined that Three Peaks Corp is the lowest, responsive, responsible bidder. The total project cost, including design engineering, construction engineering, materials testing, construction and a 15% contingency is as follows:

<b>Project Item:</b>	<b>Project Cost:</b>
Materials Testing	\$ 5,000.00
Construction	\$ 272,272.00
Construction Survey	\$ 5,000.00
Construction Contingency (15%)	\$40,840.80
<b>TOTAL PROJECT COST:</b>	<b>\$ 323,112.80</b>

**FISCAL IMPACT:**

The project has been included in the City's approved CIP FY 2023/24 budget. The contract amount of \$272,272.00, contingency in an amount of \$40,840.80 and \$10,000.00 for materials testing and surveying will be funded with Park DIF (Fund 126).

**ATTACHMENTS:**

1. Construction Contract for Three Peaks Corp
2. Bagdouma Park Misc. Site Improvements Bid Tabulation

## CONTRACT FOR CONSTRUCTION

This Contract for Construction (“Contract”), is made and entered into this 10<sup>th</sup> day of July, 2024, by and between City of Coachella, a municipal corporation, organized under the laws of the State of California, with its principal place of business at 53990 Enterprise Way, Coachella, California 92236, sometimes hereinafter called the “City” and Three Peaks Corporation, sometimes hereinafter called “Contractor.”

WITNESSETH: That the parties hereto have mutually covenanted and agreed, and by these presents do covenant and agree with each other as follows:

### ARTICLE 1. SCOPE OF WORK.

The Contractor shall perform all Work within the time stipulated in the Contract, and shall provide all labor, materials, equipment, tools, utility services, and transportation to complete all of the Work required in strict compliance with the Contract Documents as specified in Article 5, below, for the following Project:

#### BAGDOUMA PARK, MISC. SITE IMPROVEMENTS CITY PROJECT NO. P-30 & P-32

Contractor is an independent contractor and not an agent of the City. The Contractor and its surety shall be liable to the City for any damages arising as a result of the Contractor’s failure to comply with this obligation.

### ARTICLE 2. TIME FOR COMPLETION.

Time is of the essence in the performance of the Work. The delivery of the prefabricated buildings will be in accordance with the “Preliminary Schedule” provided by the Contractor with the Bid Submittal documentation. The Contractor shall complete all Work required by the Contract Documents within **50 Working Days** from the final installation noted in the “Preliminary Schedule”, notwithstanding any delays caused by the City’s site improvement contractor. By its signature hereunder, Contractor agrees the time for completion set forth above is adequate and reasonable to complete the Work.

### ARTICLE 3. CONTRACT PRICE.

The City shall pay to the Contractor as full compensation for the performance of the Contract, subject to any additions or deductions as provided in the Contract Documents, and including all applicable taxes and costs, the sum of **Two Hundred Seventy-Two Thousand and Two Hundred Seventy-Two Dollars (\$272,272.00)**. Payment shall be made as set forth in the General Conditions. The City will pay to Contractor compensation based upon the prices set forth in the Bid Schedule.

#### **ARTICLE 4. LIQUIDATED DAMAGES.**

Contractor acknowledges that the City will sustain actual damages for each and every Working Day completion of the Project is delayed beyond the Contract Time. Because of the nature of the Project, it would be impracticable or extremely difficult to determine the City's actual damages. Accordingly, in accordance with Government Code section 53069.85, it is agreed that the Contractor will pay the City the sum of **\$1,000.00** for each and every Working Day of delay beyond the time prescribed in the Contract Documents for finishing the Work, as Liquidated Damages and not as a penalty or forfeiture, if the Project Improvements are not completed by the date set forth in the Invitation to Bid. In the event this is not paid, the Contractor agrees the City may deduct that amount from any money due or that may become due the Contractor under the Contract. This Section does not exclude recovery of other damages specified in the Contract Documents. Liquidated damages may be deducted from progress payments due Contractor, Project retention or may be collected directly from Contractor, or from Contractor's surety. These provisions for liquidated damages shall not prevent the City, in case of Contractor's default, from terminating the Contractor.

#### **ARTICLE 5. COMPONENT PARTS OF THE CONTRACT.**

The "Contract Documents" include the following:

- Notice Inviting Bids
- Instructions to Bidders
- Bid Forms
- Bid Acknowledgement
- Bid Schedule
- Bid Guarantee
- Designation of Subcontractors
- Information Required of Bidders
- Non-Collusion Declaration Form
- Iran Contracting Act Certification
- Drug-Free Workplace Certification
- Asbestos-Free Material Certification
- Recycled Content Certification
- Public Works Contractor DIR Registration Certification
- Performance Bond
- Payment (Labor and Materials) Bond
- Contract for Construction
- General Conditions
- Special Conditions
- Technical Specifications
- Addenda
- Construction Plans and Drawings
- City of Coachella Standard Specifications and Procedures (June 2007)
- City of Coachella Standard Infrastructure Drawings (2007 Edition) including Surface Improvement Standards and Water Standards
- Standard Specifications for Public Works Construction "Greenbook" (2021), Except Sections 1-9
- Standard Plans for Public Works Construction "Greenbook" (2021)
- Caltrans Standard Specifications (2018), except Division 1

Caltrans Standard Plans (2018)  
 Applicable Local Agency Standards and Specifications, as last revised  
 Reference Specifications  
 Approved and fully executed Change Orders  
 Permits  
 Any other documents contained in or incorporated into the Contract

The Contractor shall complete the Work in strict accordance with all of the Contract Documents.

All of the Contract Documents are intended to be complementary. Work required by one of the Contract Documents and not by others shall be done as if required by all. In the event of conflict, the various Contract Documents will be given effect in the order set forth in the General Conditions. This Contract shall supersede any prior agreement of the parties.

#### **ARTICLE 6. PROVISIONS REQUIRED BY LAW AND CONTRACTOR COMPLIANCE.**

Each and every provision of law required to be included in these Contract Documents shall be deemed to be included in these Contract Documents. The Contractor shall comply with all requirements of applicable federal, state and local laws, rules and regulations, including, but not limited to, the provisions of the California Labor Code and California Public Contract Code which are applicable to this Work.

#### **ARTICLE 7. INDEMNIFICATION.**

Contractor shall provide indemnification and defense as set forth in the General Conditions.

#### **ARTICLE 8. PREVAILING WAGES.**

Contractor shall be required to pay the prevailing rate of wages in accordance with the Labor Code which such rates may be obtained online at <http://www.dir.ca.gov> and which must be posted at the job site.

#### **ARTICLE 9. FALSE CLAIMS.**

Contractor acknowledges that if a false claim is submitted to the City, it may be considered fraud and Contractor may be subject to criminal prosecution. Contractor acknowledges that the False Claims Act, California Government Code sections 12650, et seq., provides for civil penalties where a person knowingly submits a false claim to a public entity. These provisions include within their scope false claims made with deliberate ignorance of the false information or in reckless disregard of the truth or falsity of the information. In the event the City seeks to recover penalties pursuant to the False Claims Act, it is entitled to recover its litigation costs, including attorneys' fees. Contractor hereby acknowledges that the filing of a false claim may the Contractor to an administrative debarment proceeding wherein Contractor may be prevented from further bidding on public contracts for a period of up to five (5) years.

**[REMAINDER OF PAGE LEFT INTENTIONALLY BLANK]**

IN WITNESS WHEREOF, this Contract has been duly executed by the above-named parties, on the day and year above written.

CITY OF COACHELLA

THREE PEAKS CORPORATION

By: \_\_\_\_\_  
Gabriel Martin  
City Manager

IF CORPORATION, TWO SIGNATURES,  
PRESIDENT **OR** VICE PRESIDENT **AND**  
SECRETARY **OR** TREASURER **REQUIRED**

By: \_\_\_\_\_

ATTEST:

Its: \_\_\_\_\_

By: \_\_\_\_\_  
Delia Granados, Deputy City Clerk

Printed Name: \_\_\_\_\_

APPROVED AS TO FORM:

By: \_\_\_\_\_

Its: \_\_\_\_\_

By: \_\_\_\_\_  
Best Best & Krieger LLP  
City Attorney

Printed Name: \_\_\_\_\_

941528  
Contractor's License Number and  
Classification

1000008140  
DIR Registration Number

**(CONTRACTOR'S SIGNATURE MUST BE  
NOTARIZED AND CORPORATE  
SEAL AFFIXED, IF APPLICABLE)**

**END OF CONTRACT**

# Notary Acknowledgment

A notary public or other officer completing this certificate verifies only the identity of the individual who signed the document to which this certificate is attached, and not the truthfulness, accuracy, or validity of that document.

STATE OF CALIFORNIA  
COUNTY OF \_\_\_\_\_

On \_\_\_\_\_, 2024, before me, \_\_\_\_\_, Notary Public, personally appeared \_\_\_\_\_, who proved to me on the basis of satisfactory

evidence to be the person(s) whose name(s) is/are subscribed to the within instrument and acknowledged to me that he/she/they executed the same in his/her/their authorized capacity(ies), and that by his/her/their signature(s) on the instrument the person(s), or the entity upon behalf of which the person(s) acted, executed the instrument.

I certify under PENALTY OF PERJURY under the laws of the State of California that the foregoing paragraph is true and correct.

WITNESS my hand and official seal.

\_\_\_\_\_  
Signature of Notary Public

### OPTIONAL

*Though the information below is not required by law, it may prove valuable to persons relying on the document and could prevent fraudulent removal and reattachment of this form to another document.*

#### CAPACITY CLAIMED BY SIGNER

- Individual
- Corporate Officer

\_\_\_\_\_  
Title(s)

- Partner(s)
  - Limited
  - General

- Attorney-In-Fact
- Trustee(s)
- Guardian/Conservator
- Other:

Signer is representing:  
Name Of Person(s) Or Entity(ies)

\_\_\_\_\_  
\_\_\_\_\_

#### DESCRIPTION OF ATTACHED DOCUMENT

\_\_\_\_\_  
Title or Type of Document

\_\_\_\_\_  
Number of Pages

\_\_\_\_\_  
Date of Document

\_\_\_\_\_  
Signer(s) Other Than Named Above

CITY OF COACHELLA  
Bagdouma Park Site Improvements  
Project No. P-30 P-32

Item 23.

Bid Schedule				Three Peaks		Cora Constructors		Diamond Construction		Caltec Corporation	
ITEM NO.	DESCRIPTION	QTY	UNIT	UNIT PRICE	EXTENDED PRICE	UNIT PRICE	EXTENDED PRICE	UNIT PRICE	EXTENDED PRICE	UNIT PRICE	EXTENDED PRICE
1	Mobilization	1	LS	\$12,525.00	\$12,525.00	\$40,000.00	\$40,000.00	\$46,000.00	\$46,000.00	\$63,438.00	\$63,438.00
2	Dust Control/Best Management Practices (BMP's)	1	LS	\$6,500.00	\$6,500.00	\$6,500.00	\$6,500.00	\$2,000.00	\$2,000.00	\$25,000.00	\$25,000.00
3	Traffic Control/Site Protection	1	LS	\$7,000.00	\$7,000.00	\$14,000.00	\$14,000.00	\$10,000.00	\$10,000.00	\$45,400.00	\$45,400.00
4	Clearing & Grubbing of Landscape	1	LS	\$18,965.00	\$18,965.00	\$36,100.00	\$36,100.00	\$11,000.00	\$11,000.00	\$21,400.00	\$21,400.00
5	Remove Restroom Building	1	EA	\$19,636.00	\$19,636.00	\$15,000.00	\$15,000.00	\$35,000.00	\$35,000.00	\$31,500.00	\$31,500.00
6	Remove Concrete Sidewalk	2,050	SF	\$ 4.20	\$8,610.00	\$3.00	\$6,150.00	\$12.68	\$26,000.00	\$26.00	\$53,300.00
7	Remove Curb	128	LF	\$12.00	\$1,536.00	\$28.00	\$3,584.00	\$66.41	\$8,500.00	\$44.00	\$5,632.00
8	Remove DG Surfacing	72	SF	\$3.00	\$216.00	\$12.50	\$900.00	\$69.44	\$5,000.00	\$10.00	\$720.00
9	Sawcut & Remove AC / Conc Pavement	2,255	SF	\$4.20	\$9,471.00	\$13.00	\$29,315.00	\$8.87	\$20,000.00	\$18.00	\$40,590.00
10	Salvage Concrete Wheel Stop	10	EA	\$50.00	\$500.00	\$55.00	\$550.00	\$100.00	\$1,000.00	\$150.00	\$1,500.00
11	Salvage & Reinstall ADA Sign	2	EA	\$350.00	\$700.00	\$340.00	\$680.00	\$750.00	\$1,500.00	\$700.00	\$1,400.00
12	Salvage & Reinstall Trash Can	1	EA	\$350.00	\$350.00	\$375.00	\$375.00	\$1,000.00	\$1,000.00	\$300.00	\$300.00
13	Salvage Light Pole & Remove Foundation	1	EA	\$1,850.00	\$1,850.00	\$4,500.00	\$4,500.00	\$3,500.00	\$3,500.00	\$5,900.00	\$5,900.00
14	Conc. Sidewalk over 2" Sand & 10 Mil Plastic	2,205	SF	\$14.50	\$31,972.50	\$19.00	\$41,895.00	\$16.15	\$35,600.00	\$50.00	\$110,250.00
15	Curb Ramp, Case B Type 1	1	EA	\$6,850.00	\$6,850.00	\$3,500.00	\$3,500.00	\$12,500.00	\$12,500.00	\$7,500.00	\$7,500.00
16	Curb Ramp, Partial Replacement	190	SF	\$27.00	\$5,130.00	\$29.00	\$5,510.00	\$71.58	\$13,600.00	\$49.00	\$9,310.00
17	6" Concrete Curb over 6" CI II Agg Base	101	LF	\$18.50	\$1,868.50	\$135.00	\$13,635.00	\$54.46	\$5,500.00	\$250.00	\$25,250.00
18	Conc. X-Gutter (Trench Repair)	171	SF	\$21.00	\$3,591.00	\$32.00	\$5,472.00	\$29.24	\$5,000.00	\$40.00	\$6,840.00
19	Ribbon Gutter (Trench Repair)	51	SF	\$21.00	\$1,071.00	\$31.00	\$1,581.00	\$156.86	\$8,000.00	\$40.00	\$2,040.00
20	Asphalt Concrete (3") (Trench Repair)	531	SF	\$8.50	\$4,513.50	\$13.00	\$6,903.00	\$30.13	\$16,000.00	\$27.00	\$14,337.00
21	Asphalt Concrete (4") (Trench Repair)	425	SF	\$9.00	\$3,825.00	\$14.00	\$5,950.00	\$42.35	\$18,000.00	\$30.00	\$12,750.00
22	Aggregate Base CL 2	48	CY	\$400.00	\$19,200.00	\$90.00	\$4,320.00	\$104.17	\$5,000.00	\$270.00	\$12,960.00
23	4" SDR-26 PVC Sewer Lateral	205	LF	\$122.00	\$25,010.00	\$260.00	\$53,300.00	\$478.05	\$98,000.00	\$220.00	\$45,100.00
24	6" Sewer Cleanout	4	EA	\$850.00	\$3,400.00	\$850.00	\$3,400.00	\$375.00	\$1,500.00	\$1,000.00	\$4,000.00
25	Connect to Sewer Manhole	1	EA	\$8,820.00	\$8,820.00	\$3,800.00	\$3,800.00	\$7,500.00	\$7,500.00	\$3,000.00	\$3,000.00
26	Adjust to Grade Sewer Cleanout	1	EA	\$500.00	\$500.00	\$875.00	\$875.00	\$500.00	\$500.00	\$500.00	\$500.00
27	1.5" Water Service Hot Tap, Reduced Pressure Backflow & Copper Pipe	1	EA	\$17,900.00	\$17,900.00	\$13,000.00	\$13,000.00	\$5,600.00	\$5,600.00	\$17,600.00	\$17,600.00
28	1.5" SDR-21 PVC Domestic Water Line	121	LF	\$37.00	\$4,477.00	\$140.00	\$16,940.00	\$371.90	\$45,000.00	\$250.00	\$30,250.00
29	Adjust to Grade Water Valve Frame & Cover	1	EA	\$500.00	\$500.00	\$850.00	\$850.00	\$500.00	\$500.00	\$500.00	\$500.00
30	2" Sch. 40 PVC (Bldg Elect Service) w/ Conductors	60	LF	\$92.00	\$5,520.00	\$177.00	\$10,620.00	\$500.00	\$30,000.00	\$220.00	\$13,200.00
31	4" Sch. 40 PVC (IID)	160	LF	\$138.00	\$22,080.00	\$164.00	\$26,240.00	\$62.50	\$10,000.00	\$182.00	\$29,120.00







**STAFF REPORT**  
**7/10/2024**

**TO:** Honorable Mayor and City Council Members

**FROM:** Maritza Martinez, Public Works Director

**SUBJECT:** Resolution No. 2024-23 Initiating Proceedings for the Levy and Collection of Assessments for Landscaping and Lighting District Maintenance District No. 1 through 40, Fiscal Year 2024/2025

Resolution No. 2024-22 Approving the Preliminary Engineer's Report for Levy of Annual Assessments for Fiscal 2024/2025 for the City of Coachella Landscaping and Lighting Maintenance District No. 1 through 40 and Setting a Time and Place for the Public Hearing

**STAFF RECOMMENDATION:**

Adopt Resolution No. 2024-23 initiating proceedings for the Levy and Collection of Assessments for Fiscal Year 2024/2025 for the City of Coachella Landscaping and Lighting Maintenance District Number 1 through 40.

Adopt Resolution No. 2024-22 approving the Preliminary Engineer's Report and Set a time and place for the Public Hearing to Levy and Collect Assessments for Fiscal Year 2024/2025 for the City of Coachella Landscaping and Lighting Maintenance District Number 1 through 40.

**EXECUTIVE SUMMARY:**

As per Section 22624 of the Streets and Highway Code, adoption of the resolution Initiating Preparation of an Engineer's Report and Declaring Intention to Levy and Collect Assessments is required on an annual basis. This is the first step to assess the Annual Levy for the Landscape Districts Maintenance charges for Fiscal Year 2024/2025.

A Preliminary Engineer's Report has been prepared, a copy of which is being submitted to the City Council for review. A copy of the Preliminary Engineer's Report is also made available to the Public for review in the City's Public Works Department. It is proposed to schedule a public hearing during the regular City Council meeting of July 24, 2024 at 6:00 p.m. prior to confirmation of proposed assessments.

**FISCAL IMPACT:**

Approval of the assessments will have no adverse impact to the General Fund. The proposed assessments are essential to pay for the required maintenance and improvements of common areas within each District. The revenues and expenditures are accounted for within separate accounts within the 160 fund.

Attachment:

Resolution No. 2024-23 – Initiating Proceedings

Resolution No. 2024-22 – Approving Preliminary Engineer’s Report and Setting Public Hearing  
Preliminary Engineer’s Report

**RESOLUTION NO. 2024-23****A RESOLUTION OF THE CITY COUNCIL OF COACHELLA, CALIFORNIA, INITIATING PROCEEDINGS FOR THE LEVY AND COLLECTION OF ASSESSMENTS FOR LANDSCAPING AND LIGHTING DISTRICT MAINTENANCE DISTRICT NO. 1 THROUGH 40, FISCAL YEAR 2024/2025, PURSUANT TO THE PROVISIONS OF PART 2 OF DIVISION 15 OF THE CALIFORNIA STREETS AND HIGHWAYS CODE**

**WHEREAS**, the City Council of the City of Coachella (“City”), by previous Resolutions formed and levied annual assessments for the Landscaping and Lighting Maintenance District No. 1 through 40 (“Districts”), pursuant to the provisions of the Landscaping and Lighting Act of 1972, Division 15, Part 2 of the California Streets and Highways Code (commencing with section 22500) (“Act”); and,

**WHEREAS**, the Act provides the City Council the authority to annually levy and collect assessment for the Districts on the Riverside County tax roll on behalf of the City of Coachella to pay the maintenance and services of the improvements and facilities related thereto; and,

**WHEREAS**, the City has retained Willdan Financial Services (“Willdan”) as the Assessment Engineer of Work for the purpose of assisting with the Annual Levy of the Districts, to prepare and file an Engineer’s Annual Levy Report (“Engineer’s Report”) with the City Clerk in accordance with the Act.

**NOW, THEREFORE, BE IT RESOLVED** by the City Council of the City of Coachella as follows:

**SECTION 1.** That the foregoing recitals are true and correct.

**SECTION 2.** The City Council hereby orders Willdan Financial Services to prepare and file with the City Clerk the Engineer’s Report concerning the levy of assessments for the Districts for the fiscal year commencing July 1, 2024, and ending June 30, 2025, in accordance with Chapter 3, Section 22622 of the Act.

**SECTION 3.** The territory to be included within the District as described above incorporates approximately twenty-seven acres (27.56 acres) which are included and identified on the Riverside County Assessor’s Parcel Number (APN) Map as Book 779, Pages 270 through 272 and Pages 300 and 301. By reference, these maps are made part of this resolution.

**SECTION 4.** The existing improvements within the Districts include: landscaping and park improvements, including but not limited to maintenance, ground cover, shrubs, trees, plants, drainage systems, irrigation systems, ornamental lighting systems, masonry walls or other fencing and associated appurtenances with said improvements. Lighting improvements may include, but are not limited to, electrical energy, lighting fixtures, poles, meters, conduits, electrical cable and associated appurtenances with said improvements. The Engineer’s Report describes the improvements and any substantial changes in existing improvements.

**SECTION 5.** The City Council hereby determines that to provide the improvements generally described in Section 4 of this resolution and to be detailed in the Engineer’s Report, it is necessary to levy and collect assessments against lots and parcels within the Districts for Fiscal Year 2024/2025 and said assessments shall be outlined and described in the Engineer’s Report and imposed pursuant to the provisions of the Act and the California Constitution Article XIID.

**PASSED, APPROVED, and ADOPTED** this 10th day of July 2024.

\_\_\_\_\_  
Steven A. Hernandez  
Mayor

**ATTEST:**

\_\_\_\_\_  
Angela M. Zepeda  
City Clerk

**APPROVED AS TO FORM:**

\_\_\_\_\_  
Carlos Campos  
City Attorney Director

**RESOLUTION NO. 2024-22****A RESOLUTION OF THE CITY COUNCIL OF COACHELLA, CALIFORNIA, APPROVING THE PRELIMINARY ENGINEER'S REPORT FOR LEVY OF ANNUAL ASSESSMENTS FOR FISCAL 2024/2025 FOR THE CITY OF COACHELLA LANDSCAPING AND LIGHTING MAINTENANCE DISTRICT NO. 1 THROUGH 40 AND SETTING A TIME AND PLACE FOR THE PUBLIC HEARING**

**WHEREAS**, the City Council and the City of Coachella, California ("City Council") has previously determined that the public interest, convenience, and necessity, require the installation, construction, and maintenance, servicing and operation of public lighting and landscaping and appurtenant facilities as set forth in Section 22525 of the Streets and Highways Code, State of California, within the incorporated boundaries of the City of Coachella; and

**WHEREAS**, the City Council pursuant to provisions of the Landscaping and Lighting Act of 1972 being Part 2, Division 15 of the California Streets and Highways Code ("Act"), did by previous Resolution, initiate proceedings for the assessment districts within the City known as the Landscaping and Lighting Maintenance District No. 1 through 40 ("Districts"), to pay for the operation, maintenance, and servicing of local landscaping, street lighting, park and trail improvements, and appurtenant facilities related thereto; and

**WHEREAS**, the Assessment Engineer of Work has prepared and filed an Engineer's Report with the City Clerk in connection with the formation of the District, the establishment of the proposed maximum assessment connected therewith and the assessment for fiscal year 2024/2025 (beginning July 1, 2024 and ending June 30, 2025) with the City Clerk pursuant to Section 22623 of the Act, and said report has been presented to the City Council, and is incorporated herein by reference.

**WHEREAS**, the public interest and convenience require the installation, construction, maintenance, servicing and operation of lighting and landscaping and appurtenant facilities within the City of Coachella Landscaping and Lighting Maintenance District No. 1 through 40; and

**NOW, THEREFORE, BE IT RESOLVED** by the City Council of the City of Coachella as follows:

**SECTION 1.** That the foregoing recitals are true and correct.

**SECTION 2.** The Engineer's Report as presented, consists of the following:

The Plans and Specifications which describe the boundaries of the Districts and the improvements associated therewith that provide special benefits to the parcels therein.

The Method of Apportionment that details the method of calculating proportional special benefit and the annual assessment obligation for each affected parcel.

The Estimate of Improvement Costs including the calculation of the assessments and the estimated annual funding (Budget) required for the annual maintenance, servicing, and operation of the landscaping and lighting improvements and specifically the costs associated with the improvements determined to be of special benefit to parcels within the Districts, establishing the proposed maximum assessment and the assessment for fiscal year 2024/2025.

The Assessment Range Formula (Annual Inflationary Adjustment) to be applied to the proposed Maximum Assessment Rate per Equivalent Benefit Unit.

A District Diagram outlining the boundaries of the Districts for fiscal year 2024/2025.

An Assessment Roll containing the proposed maximum assessment for fiscal year 2024/2025 for each Assessor Parcel Number within the Districts.

**SECTION 3.** The City Council hereby approves the Engineer's Report on a preliminary basis as submitted or amended by direction of this City Council, and orders said Report to be filed in the Office of the City Clerk as a permanent record and to remain open to public inspection, and by reference the Engineer's Report is made part of this resolution.

**SECTION 4.** The City Council hereby declares its intention to levy and collect special assessments within the boundaries of the City of Coachella Landscaping and Lighting Maintenance District No. 1 through 40 for fiscal year 2024/2025, pursuant to the Landscape and Lighting Act of 1972 to pay the costs of the improvements and maintenance described in Sections 5 and 6, below, that are within budget. The proposed assessments will not increase above the maximum levy allowed by Proposition 218.

**SECTION 5.** The City Council hereby finds that the territory within the Districts as identified in the Engineer's Report consists of and includes those lots, parcels and subdivisions of land that will receive special benefits from the improvements to be provided.

**SECTION 6.** The improvements and services for the District as identified in the Engineer's Report, include, but are not limited to, the maintenance, operation and servicing of various landscaping improvements established in connection with development of the properties within the District, and which shall be maintained for the special benefit of those properties. The maintenance and servicing of the improvements generally include, but are not limited to turf, ground cover, shrubs, and plants; vines, trees; irrigation and drainage systems; masonry walls, retaining walls, or other fencing; monuments; hardscapes; concrete, gravel, or decomposed granite trails, pathways and/or access roads; and other related appurtenant facilities within the District. The proposed local street lighting improvements include operation of lights only, not maintenance. The Engineer's Report prepared and filed with the City Clerk provides a more detailed description of the improvements and services to be provided and for which properties shall be assessed.

**SECTION 7.** The City Council hereby determines that to provide the improvements described in section 6 of this resolution, it is necessary to levy and collect assessments against lots and parcels within the District commencing in fiscal year 2024/2025. The Engineer's Report referred to in Section 2 of this resolution establishes the fiscal year 2024/2025 proposed maximum assessment for the District including the annual inflationary adjustment to the maximum assessment rates.

**SECTION 8.** The City Council hereby authorizes and directs the City Clerk shall give notice of public meeting and public hearing as follows:

- a) The City Clerk shall cause this resolution of intention to be published as required by Section 22500, of the California Streets and Highways Code. The Desert Sun is hereby designated as the newspaper in which the City Clerk shall public this resolution of intention. Upon completion of giving notice, the City Clerk is further directed to file in her office a proof of publication setting forth compliance with the requirements for publishing.

**SECTION 9.** Notice is hereby given that on Wednesday, July 24, 2024, at 6:00 p.m. in the City Council Chambers of the City of Coachella, California, 1515 Sixth Street, in the City of Coachella, State of California, is hereby fixed as the time and place for a public hearing by this City Council regarding the levying and collection of the proposed assessments for Landscaping and Lighting Maintenance District No. 1 through 40 for fiscal year 2024/2025. Any interested person may file a written protest with the City Clerk prior to the conclusion of the hearing, which protest must state all ground of objections and describe the property within the Districts owned by the signer of the protest.

**PASSED, APPROVED, and ADOPTED** this 10th day of July 2024.

---

Steven A. Hernandez  
Mayor

**ATTEST:**

---

Angela M. Zepeda  
City Clerk

**APPROVED AS TO FORM:**

---

Carlos L. Campos  
City Attorney Director



# City of Coachella

## Landscaping and Lighting Maintenance Districts No. 1 through 40

### 2024/2025 CONSOLIDATED ENGINEER'S REPORT

Intent Meeting: July 10, 2024  
Public Hearing: July 24, 2024

27368 Via Industria  
Suite 200

Temecula, CA 92590

T 951.587.3500 | 800.755.6864

F 951.587.3510 | 888.326.6864

Property Tax Information Line

T.866.807.6864

[www.willdan.com](http://www.willdan.com)





**CONSOLIDATED ENGINEER'S REPORT AFFIDAVIT**

***Landscaping and Lighting Maintenance Districts  
No. 1 through 40***

City of Coachella  
Riverside County, State of California

This Report describes the Districts therein including the improvements, budgets, parcels and assessments to be levied for Fiscal Year 2024/2025, as they existed at the time of the passage of the Resolution of Intention. Reference is hereby made to the Riverside County Assessor's maps for a detailed description of the lines and dimensions of parcels within the Districts. The undersigned respectfully submits the enclosed Report as directed by the Board of Directors.

Dated this \_\_\_\_\_ day of \_\_\_\_\_ 2024.

Willdan Financial Services  
Assessment Engineer  
On Behalf of the City of Coachella

By: \_\_\_\_\_  
Chonney Gano, Project Manager  
District Administration Services

By: \_\_\_\_\_  
Tyrone Peter  
P.E. # C 81888

## TABLE OF CONTENTS

<b><u>I.</u></b>	<b><u>OVERVIEW</u></b>	<b><u>1</u></b>
A.	INTRODUCTION	1
B.	COMPLIANCE WITH CURRENT LEGISLATION	4
C.	IMPROVEMENTS AUTHORIZED BY THE 1972 ACT	4
<b><u>II.</u></b>	<b><u>PLANS AND SPECIFICATIONS</u></b>	<b><u>6</u></b>
A.	DISTRICTS OVERVIEW	6
B.	DESCRIPTION OF DISTRICTS	7
C.	DESCRIPTION OF DISTRICT IMPROVEMENTS	11
D.	CAPITAL IMPROVEMENT PLAN DESCRIPTION	20
<b><u>III.</u></b>	<b><u>METHOD OF APPORTIONMENT</u></b>	<b><u>21</u></b>
A.	CALIFORNIA CONSTITUTION	22
B.	BENEFIT ANALYSIS	22
C.	ASSESSMENT METHODOLOGY	24
D.	ASSESSMENT RANGE FORMULA	26
<b><u>IV.</u></b>	<b><u>DISTRICT BUDGETS</u></b>	<b><u>27</u></b>
<b><u>APPENDIX A – DISTRICT ASSESSMENT DIAGRAMS</u></b>		<b><u>23</u></b>
<b><u>APPENDIX B – 2024/2025 PRELIMINARY ASSESSMENT ROLL</u></b>		<b><u>33</u></b>

## I. OVERVIEW

### A. INTRODUCTION

The City of Coachella (the “City”), under the provisions of the Landscape and Lighting Act of 1972, Part 2 of Division 15 of the California Streets and Highways Code (the “1972 Act”) and in compliance with the substantive and procedural requirements of the California Constitution Article XIID (the “California Constitution”), annually levies and collects special assessments in order to provide and maintain the facilities, improvements and services for the districts designated as:

#### ***Coachella Landscaping and Lighting Maintenance Districts (the “Districts”)***

The City formed the following forty (40) Districts:

**TABLE I – 2024/2025 DISTRICT DESCRIPTIONS**

District Number	District Name	Number of Total Parcels	Formation Date
1	Lewis Homes - Tract Nos. 14664-1, 14664-2, 14664, & 17892	127	9/16/1980
2	Peacock Palms – Tract Nos. 14472 & 15976	130	6/16/1980
3	Buena Vista Homes – Tract Nos. 14675, 18317, & 28074	181	9/16/1980
4	Palm Desert Development – Tract Nos. 18632-1, 18632-2 & 18632	66	6/2/1987
5 <sup>(1)</sup>	Palmeras Mobile Home Park – Tract No. 26370	122	7/17/1991
6	Fiesta Homes – Tract Nos. 23911-1, 23911-2, & 23911	171	8/7/1991
7	La Paz Homes I – Tract Nos. 26467-3, 26467-2, 26467-1, 26467, 26639-1, & 26639	161	8/7/1991
8	La Ponderosa Homes – Tract Nos. 24299-1 & 24299	138	1/28/1994
9	Coachella Valley Housing Coalition – Tract Nos. 23408-1, 23408-2, & 23408	32	5/4/1994
10	Plaza Del Sol – Tract No. 26592	75	12/21/1994

District Number	District Name	Number of Total Parcels	Formation Date
11	Loma Vista Homes I – Tract Nos. 22110-1 & 22110-2	105	8/2/1995
12	La Paz Homes II – Tract Nos. 28374-1, 28374-2, 28374-3, & 28375	76	10/17/1996
13	Baron-Ziraick – Tract Nos. 28443-1, 28443-2, & 28443	168	8/7/1999
14	Pueblo De La Paz – Tract Nos. 29071-1, 29071-2, 29071-3, 29071-4, & 29071	90	6/14/2000
15	Cachanillas – Tract No. 30020	48	5/28/2003
16	Tierra Del Sol – Tract Nos. 30582, 30684-1, 30684-2, 30684-3, & 30684	554	8/20/2003
17	Rancho Las Flores – Tract No. 30498-1	162	5/14/2003
18	Bella Canto – Tract No. 30728	172	6/16/2003
19	Paseo De Las Palmas – Tract Nos. 30354-1, 30354	126	7/9/2003
20	Posada Del Valle – Tract Nos. 30621-1, 30621	81	8/20/2003
21	Loma Vista II – Tract No. 22110	70	8/20/2003
22	Rancho De La Fe – Tract No. 30889	118	11/10/2004
23	La Colonia I – Tract No. 30871	119	11/10/2004
24	La Paloma Estates – Tract Nos. 30910-1, 30910-2, 30910	291	4/13/2005
25	Las Plumas – Tract No. 31376	87	6/8/2005
26 <sup>(1)</sup>	La Colonia II – Tract Nos. 32074-1, 32074-2 & 32074	26	6/8/2005
27	Rancho Mariposa – Tract No. 30831	112	8/1/2005
28	La Morada – Tract No. 30830	171	8/1/2005
29	Somerset – Tract Nos. 31664-1, 31664-2, 31664-3, & 31664	152	8/24/2005
30	Navarra/Sundate I – Tract No. 31508	160	6/28/2006
31	Los Jardines – Tract Nos. 31533-1, 31533-2, & 31533	265	11/9/2005

District Number	District Name	Number of Total Parcels	Formation Date
32	Aventine – Tract Nos. 31551-1 & 31551	250	11/29/2006
33	Vista Escondida – Tract No. 32264	282	2/8/2006
34	Tierra Bonita – Tract No. 31158	115	2/8/2006
35	Bellissima – Tract No. 31978	49	9/13/2006
36	Valencia – Tract No. 31698	108	5/31/2006
37 <sup>(2)</sup>	Volk – Tract No. 31550	80	11/22/2006
38	Rancho Cielo – Tract No. 31714	150	3/14/2006
39	Pulte Sevilla - Tract No. 38084	109	3/23/2022
40	Mariposa Pointe - Tract No. 32074, 32074-1 & 32074-2	165	4/27/2022

<sup>(1)</sup> District No. 5 dissolved March 2013 and District No. 26 dissolved June 2013.

<sup>(2)</sup> District No. 37 tract map not recorded, therefore not developed and no levy as of Fiscal Year 2024/2025.

The Engineer's Report (the "Report") has been prepared pursuant to Chapter 1, Article 4 and Chapter 3 of the 1972 Act, and presented to the City Council for their consideration and approval of the proposed improvements and services to be provided within the District and the levy and collection of annual assessments for fiscal year 2024/2025.

This Report describes the District, the improvements, and the proposed assessments to be levied against properties in connection with the benefits the properties will receive from the maintenance and servicing of the District improvements for fiscal year 2024/2025. The annual assessments to be levied on properties within the District provide a funding source for the continued operation and maintenance of local landscape improvements installed in connection with the development of properties within the District. Each fiscal year, the City establishes the District's assessments based on an estimate of the costs to maintain, operate and service the landscape improvements and based upon available revenues including fund balances, City contributions and assessment limits. The costs of the improvements and the proposed annual assessments budgeted and assessed against properties within the District may include: the estimated expenditures for regular annual maintenance and repairs; incidental expenditures related to the operation and administration of the District; deficits or surpluses from prior years; revenues from other sources; and the collection of adequate funds for operational reserves or periodic expenditures including installments collected for long-term improvement projects. Each parcel is assessed proportionately for only those

improvements, services, and expenses for which the parcel will receive special benefit.

The word “parcel,” for the purposes of this Report, refers to an individual property assigned its own Assessor’s Parcel Number (APN) by the Riverside County Assessor’s Office. The Riverside County Auditor-Controller uses Assessor’s Parcel Numbers and specific Fund Numbers to identify properties to be assessed on the tax roll for the special benefit assessments.

Following consideration of all public comments and written protests at a noticed public hearing, the City Council may order amendments to the Report or confirm the Report as submitted. Following final approval of the Report and confirmation of the assessments, the Council may order the levy and collection of assessments for fiscal year 2024/2025 pursuant to the 1972 Act. In such case, the assessment information will be submitted to the County Auditor/Controller and included on the property tax roll for each benefiting parcel in fiscal year 2024/2025.

## **B. COMPLIANCE WITH CURRENT LEGISLATION**

On November 5, 1996, California voters approved Proposition 218 (The Right to Vote on Taxes Act) that established specific requirements for the ongoing imposition of taxes, assessments, and fees. The provisions of this proposition are now contained in the California Constitution as Articles XIIC and XIID. can be summarized in four general areas:

1. Strengthens the general and special tax provisions of Proposition 13 and Proposition 62.
2. Extends the initiative process to all local taxes, assessments, fees, and charges.
3. Adds substantive and procedural requirements to assessments.
4. Adds substantive and procedural requirements to property-related.

The District assessments were presented to the property owners and approved through a protest ballot proceeding in compliance with the provisions of Proposition 218.

## **C. IMPROVEMENTS AUTHORIZED BY THE 1972 ACT**

As applicable or may be applicable to the Districts, the 1972 Act defines improvements to mean one or any combination of the following:

- The installation or planting of landscaping.
- The installation or construction of statuary, fountains, and other ornamental structures and facilities.

- The installation or construction of public lighting facilities.
- The installation or construction of any facilities which are appurtenant to any of the foregoing, or which are necessary or convenient for the maintenance or servicing thereof, including, but not limited to, grading, clearing, removal of debris, the installation or construction of curbs, gutters, walls, sidewalks, or paving, or water, irrigation, drainage, or electrical facilities.
- The maintenance or servicing, or both, of any of the foregoing.
- The acquisition of any existing improvement otherwise authorized pursuant to this section.

Incidental expenses associated with the improvements including, but not limited to:

- The cost of preparation of the Report, including plans, specifications, estimates, diagram, and assessment;
- The costs of printing, advertising, and the publishing, posting and mailing of notices;
- Compensation payable to the County of Riverside (the "County") for collection of assessments;
- Compensation of any engineer or attorney employed to render services;
- Any other expenses incidental to the construction, installation, or maintenance and servicing of the improvements;
- Any expenses incidental to the issuance of bonds or notes pursuant to Section 22662.5.
- Costs associated with any elections held for the approval of a new or increased assessment.

The 1972 Act defines "Maintain" or "Maintenance" to mean furnishing of services and materials for the ordinary and usual maintenance, operation, and servicing of any improvement, including:

- Repair, removal, or replacement of all or any part of any improvement.
- Providing for the life, growth, health, and beauty of landscaping, including cultivation, irrigation, trimming, spraying, fertilizing, or treating for disease or injury.
- The removal of trimmings, rubbish, debris, and other solid waste.
- The cleaning, sandblasting, and painting of walls and other improvements to remove or cover graffiti.

## II. PLANS AND SPECIFICATIONS

---

### A. DISTRICTS OVERVIEW

The territory within the Districts consists of all lots or parcels of land within the City of Coachella. The purpose of the Districts is to provide in part through annual assessments, funding for the ongoing operation, maintenance, and servicing of landscaping, streetlighting, traffic signal improvements and related facilities and services in various areas throughout the City. Improvements that can be provided within the Districts generally include but are not limited to:

- Landscape improvements within the street medians and parkway side-panels, including parkways, slopes and entryways; and various non-street landscape areas including greenbelts, slopes, local trails, and open space areas within various landscape zones. These landscaped improvements and areas may include but are not limited to various combinations of trees; turf; ground cover; shrubs, plantings and other amenities including retaining walls, monuments, fencing, sidewalks, stamped concrete or pavers; irrigation and drainage systems; and related appurtenances.
- Local Lighting facilities on the public streets within the City. These lighting improvements may include but are not limited to streetlights located on the City's arterial streets, traffic signals located throughout the City and local streetlights within or adjacent to the various developments and subdivisions.



## B. DESCRIPTION OF DISTRICTS

The Districts therein provide the continued maintenance, servicing, administration, and operation of various landscape improvements and associated appurtenant landscape structures located within the public rights-of-way and dedicated landscape easements associated with the various tracts and on individual parcels located within the Districts. Each tract or parcel is identified within a designated District with differing costs and benefits to the parcels within that District. The spreading of the improvement costs is based upon the total cost of the improvements within each District and is proportionately spread among all benefiting properties within the District based on either land use and acreage or number of parcels.

As of fiscal year 2024/2025, the following are descriptions of the Districts therein:

- District No. 1**                      **Lewis Homes** - District No. 1 includes all parcels within tract numbers 14664-1, 14664-2, 14664, and 17892. The District is generally located north of Avenue 51 and west of Suncrest Street.
  
- District No. 2**                      **Peacock Palms** - District No. 2 includes all parcels within tract numbers 14472 and 15976. The District is generally located at the northeast corner of Avenue 50 and Frederick Street.
  
- District No. 3**                      **Buena Vista Homes** - District No. 3 includes all parcels within tract numbers 14675, 18317, and 28074. The District is generally located at the southwest corner of Avenue 49 and Frederick Street.
  
- District No. 4**                      **Palm Desert Development** - District No. 4 includes all parcels within tract numbers 18632-1, 18632-2, and 18632. The District is generally located north of Westerfield Way, east and west of Kenmore Street, Coronado Street and Balboa Street.
  
- District No. 6**                      **Fiesta Homes** - District No. 6 includes all parcels within tract numbers 23911-1, 23911-2, and 23911. The District is generally located at the southeast corner of Avenue 49 and Van Buren Street.

- District No. 7**                      **La Paz Homes I** - District No. 7 includes all parcels within tract numbers 26467-1, 26467-2, 26467-3, 16467-4, 26467, 26639-1, and 26639. The District is generally located south of Avenue 53 and east and west of Calle La Paz and Calle Bonita.
- District No. 8**                      **La Ponderosa Homes** - District No. 8 includes all parcels within tract numbers 24299-1 and 24299. The District is generally located north of Avenue 52 and east and west of La Ponderosa Drive and La Hernandez Street.
- District No. 9**                      **Coachella Valley Housing Coalition** - District No. 9 includes all parcels within tract numbers 23408-1, 23408-2, and 23408. The District is generally located north of Calle Zamora, south of Calle Verde and east of Calle Techa.
- District No. 10**                      **Plaza Del Sol** - District No. 10 includes all parcels within tract number 26592, generally located east of Tyler Street and north and south of Calle Bougainvillea.
- District No. 11**                      **Loma Vista Homes I** - District No. 11 includes all parcels within tract numbers 22110-1 and 22110-2, generally located north of Avenue 51, east of Frederick Street and east and west of Avenida Adobe.
- District No. 12**                      **La Paz Homes II** - District No. 12 includes all parcels within tract numbers 28374-1, 28374-2, 28374-3, and 28375, generally located east of Frederick Street, north and south of Guitron Street.
- District No. 13**                      **Baron-Ziraick Investments** - District No. 13 includes all parcels within tract numbers 28443-1, 28443-2, and 28443, generally located southeast corner of Avenue 50 and Frederick Street.
- District No. 14**                      **Pueblo De La Paz** - District No. 14 includes all parcels within tract numbers 20971-1, 20972-2, 20971-3, 20971-4, and 20971, generally located southeast corner of Avenue 49 and Frederick Street.
- District No. 15**                      **Cachanillas** - District No. 15 includes all parcels within tract number 30020, generally located south of Avenue 53, east of Calle Empalme and west of Calle Avilla.

- District No. 16**                      **Tierra Del Sol** - District No. 16 includes all parcels within tract numbers 30582, 30684-1, 30684-2, 30684-3, and 30684, generally located south of Avenue 48, north of Avenue 49, east of Jackson Street, and west of Calhoun Street.
- District No. 17**                      **Rancho Las Flores** - District No. 17 includes all parcels within tract number 30498-1, generally located north of Avenue 49 and west of Frederick Street.
- District No. 18**                      **Bella Canto** - District No. 18 includes all parcels within tract number 30728, generally located at the northeast corner of Avenue 50 and Calhoun Street.
- District No. 19**                      **Paseo De Las Palmas** - District No. 19 includes all parcels within tract number 30354-1 and 30354, generally located north of Avenue 50 and west of Frederick Street.
- District No. 20**                      **Posada Del Valle** - District No. 20 includes all parcels within tract numbers 30621-1 and 30621, generally located west of Van Buren Street and south of Avenue 49.
- District No. 21**                      **Loma Vista II** - District No. 21 includes all parcels within tract number 22110, generally located northeast corner of Avenue 51 at Frederick Street.
- District No. 22**                      **Rancho De La Fe** - District No. 22 includes all parcels within tract number 30889, generally located south of Avenue 53 at Shady Lane.
- District No. 23**                      **La Colonia I** - District No. 23 includes all parcels within tract number 30871, generally located southwest corner of Avenue 50 and Calhoun Street.
- District No. 24**                      **La Paloma Estates** - District No. 24 includes all parcels within tract numbers 30910, 30910-1, & 30910-2, generally located east of Calhoun Street, between Avenue 48 and Avenue 49.
- District No. 25**                      **Las Plumas** - District No. 25 includes all parcels within tract number 31376, generally located west side of Calhoun Street between Avenue 49 and Avenue 50.
- District No. 27**                      **Rancho Mariposa** - District No. 27 includes all parcels within tract number 30831, generally located northwest corner Avenue 50 and Frederick Street.

- District No. 28**                    **La Morada** - District No. 28 includes all parcels within tract number 30830, generally located northwest corner of Avenue 50 and Van Buren Street.
- District No. 29**                    **Somerset** - District No. 29 includes all parcels within tract numbers 31664-1, 31664-2, 31664-3, and 31664, generally located northwest corner Avenue 54 and Frederick Street.
- District No. 30**                    **Navarra / Sundate I** - District No. 30 includes all parcels within tract number 31508, generally located southwest corner Avenue 52 and Frederick Street.
- District No. 31**                    **Los Jardines** - District No. 31 includes all parcels within tract numbers 31533, 31533-1, generally located northwest corner Avenue 53 and Tyler Street.
- District No. 32**                    **Aventine** - District No. 32 includes all parcels within tract numbers 31551-1 and 31551, generally located northwest corner of Avenue 51 and Van Buren Street.
- District No. 33**                    **Vista Escondida** - District No. 33 includes all parcels within tract number 32264, generally located on the north side of Avenue 53 and east of Shady Lane.
- District No. 34**                    **Tierra Bonita** - District No. 34 includes all parcels within tract number 31158, generally located on the northeast side of Avenue 53 and Frederick Street.
- District No. 35**                    **Bellisima** - District No. 35 includes all parcels within tract number 30978, generally located on the southeast corner of Avenue 53 and Frederick Street.
- District No. 36**                    **Valencia** - District No. 36 includes all parcels within tract number 31698, generally located on the southeast corner of Avenue 50 and Van Buren Street.
- District No. 37**                    **Volk** - District No. 37 includes all parcels within tract number 31550. The District is generally located on the east side of Van Buren and north of Avenue 54.
- District No. 38**                    **Rancho Cielo** - District No. 38 includes all parcels within tract number 31714. The District is generally located on the south of Avenue 52 and west of Grapefruit Boulevard.
- District No. 39**                    **Pulte Sevilla** - District No. 39 includes all parcels within tract number 38084. The District is generally located east of Van Buren Street and north of Avenue 51,

**District No. 40**

**Mariposa Pointe** - District No. 40 includes all parcels within tract 32074, 32074-1 and 32074-2. The District is generally located east of Calhoun Street, and generally south of Avenue 50.

**C. DESCRIPTION OF DISTRICT IMPROVEMENTS**

As authorized by the 1972 Act, the improvements provided by the Districts incorporate various landscaping or lighting improvements that are maintained and serviced for the benefit of real property within the Districts. The maintenance of the landscape improvements may also incorporate various appurtenances that may include but is not limited to entry monuments; various types of fencing; retaining walls; ornamental lighting or other ornamental fixtures; signage; and irrigation, drainage, and electrical equipment. In most cases, the various improvements associated with each District were either installed in direct connection with the development of properties within the Districts or were installed for the benefit of those properties as a result of property development or potential development of those properties and were considered necessary for the development of those properties to their full and best use. The work to be performed within each respective description may include, but is not limited to (as applicable), the personnel, materials, equipment, electricity, water, contract services, repair and rehabilitation of the improvements and incidental expenses required to operate the Districts and provide the improvements and services for each District. Improvements per district are as follows:

**District No. 1 – Lewis Homes**

The improvements include street lighting for the tracts, and parkway landscaping between the sidewalk and block wall adjacent to the tracts. The landscaping improvements could consist of an automatic sprinkler system, hardscape, plant material located in the areas described. The sprinkler system is complete with electric supply, water supply, automatic clock, piping, various types of heads and all other items incidental and necessary to make the system operational. The landscaping consists of materials such as trees, shrubs, ground cover, and turf.

**District No. 2 – Peacock Palms**

The improvements include street lighting for the tracts, and parkway landscaping between the sidewalk and block wall adjacent to the tracts. The landscaping improvements could consist of an automatic sprinkler system, hardscape, plant material located in the areas described. The sprinkler system is complete with electric supply, water supply, automatic clock, piping, various types of heads and all other items incidental and necessary to make the system operational. The landscaping consists of materials such as trees, shrubs, ground cover, and turf.

**District No. 3 – Buena Vista Homes**

The improvements include street lighting for the tracts, and parkway landscaping between the sidewalk and block wall adjacent to the tracts. The landscaping

improvements could consist of an automatic sprinkler system, hardscape, plant material located in the areas described. The sprinkler system is complete with electric supply, water supply, automatic clock, piping, various types of heads and all other items incidental and necessary to make the system operational. The landscaping consists of materials such as trees, shrubs, ground cover, and turf.

#### **District No. 4 – Palm Desert Development**

The improvements include street lighting for the tracts, and parkway landscaping between the sidewalk and block wall adjacent to the tracts. The landscaping improvements could consist of an automatic sprinkler system, hardscape, plant material located in the areas described. The sprinkler system is complete with electric supply, water supply, automatic clock, piping, various types of heads and all other items incidental and necessary to make the system operational. The landscaping consists of materials such as trees, shrubs, ground cover, and turf.

#### **District No. 6 – Fiesta Homes**

The improvements include street lighting for the tracts, and parkway landscaping between the sidewalk and block wall adjacent to the tracts. The landscaping improvements could consist of an automatic sprinkler system, hardscape, plant material located in the areas described. The sprinkler system is complete with electric supply, water supply, automatic clock, piping, various types of heads and all other items incidental and necessary to make the system operational. The landscaping consists of materials such as trees, shrubs, ground cover, and turf.

#### **District No. 7 – La Paz Homes I**

The improvements include street lighting for the tracts, and parkway landscaping between the sidewalk and block wall adjacent to the tracts. The landscaping improvements could consist of an automatic sprinkler system, hardscape, plant material located in the areas described. The sprinkler system is complete with electric supply, water supply, automatic clock, piping, various types of heads and all other items incidental and necessary to make the system operational. The landscaping consists of materials such as trees, shrubs, ground cover, and turf.

#### **District No. 8 – La Ponderosa Homes**

\*Landscaping Excluded

The District includes all parcels within tract numbers 24299-1 and 24299, generally located north of Avenue 52 and east and west of La Ponderosa Drive and La Hernandez Street. The improvements include only street lighting within the tracts.

#### **District No. 9 – Coachella Valley Housing Coalition**

The improvements include street lighting for the tracts, and parkway landscaping between the sidewalk and block wall adjacent to the tracts. The landscaping improvements could consist of an automatic sprinkler system, hardscape, plant material located in the areas described. The sprinkler system is complete with electric supply, water supply, automatic clock, piping, various types of heads and

all other items incidental and necessary to make the system operational. The landscaping consists of materials such as trees, shrubs, ground cover, and turf.

#### **District No. 10 – Plaza Del Sol**

The improvements include street lighting for the tracts, and parkway landscaping between the sidewalk and block wall adjacent to the tracts. The landscaping improvements could consist of an automatic sprinkler system, hardscape, plant material located in the areas described. The sprinkler system is complete with electric supply, water supply, automatic clock, piping, various types of heads and all other items incidental and necessary to make the system operational. The landscaping consists of materials such as trees, shrubs, ground cover, and turf.

#### **District No. 11 – Loma Vista Homes I**

The improvements include street lighting for the tracts, and parkway landscaping between the sidewalk and block wall adjacent to the tracts. The landscaping improvements could consist of an automatic sprinkler system, hardscape, plant material located in the areas described. The sprinkler system is complete with electric supply, water supply, automatic clock, piping, various types of heads and all other items incidental and necessary to make the system operational. The landscaping consists of materials such as trees, shrubs, ground cover, and turf.

#### **District No. 12 – La Paz Homes II**

The improvements include street lighting for the tracts, and parkway landscaping between the sidewalk and block wall adjacent to the tracts. The landscaping improvements could consist of an automatic sprinkler system, hardscape, plant material located in the areas described. The sprinkler system is complete with electric supply, water supply, automatic clock, piping, various types of heads and all other items incidental and necessary to make the system operational. The landscaping consists of materials such as trees, shrubs, ground cover, and turf.

#### **District No. 13 – Baron-Ziraick Investments**

The improvements include street lighting for the tracts, and parkway landscaping between the sidewalk and block wall adjacent to the tracts. The landscaping improvements could consist of an automatic sprinkler system, hardscape, plant material located in the areas described. The sprinkler system is complete with electric supply, water supply, automatic clock, piping, various types of heads and all other items incidental and necessary to make the system operational. The landscaping consists of materials such as trees, shrubs, ground cover, and turf.

#### **District No. 14 – Pueblo De La Paz**

The improvements include storm drainage detention basin, street lighting for the tracts, and parkway landscaping between the sidewalk and block wall adjacent to the tracts. The landscaping improvements could consist of an automatic sprinkler system, hardscape, plant material located in the areas described. The sprinkler system is complete with electric supply, water supply, automatic clock, piping, various types of heads and all other items incidental and necessary to make the

system operational. The pump is complete with force main, electric supply and other incidental and necessary to make the system operational. The landscaping consists of materials such as trees, shrubs, ground cover, and turf.

#### **District No. 15 – Cachanillas**

The improvements include storm drainage detention basin, street lighting for the tracts, and parkway landscaping between the sidewalk and block wall adjacent to the tracts. The landscaping improvements could consist of an automatic sprinkler system, hardscape, plant material located in the areas described. The sprinkler system is complete with electric supply, water supply, automatic clock, piping, various types of heads and all other items incidental and necessary to make the system operational. The landscaping consists of materials such as trees, shrubs, ground cover, and turf.

#### **District No. 16 – Tierra Del Sol**

The improvements include 8 storm drainage detention basins, street lighting for the tracts, and parkway landscaping between the sidewalk and block wall adjacent to the tracts. The landscaping improvements could consist of an automatic sprinkler system, hardscape, plant material located in the areas described. The sprinkler system is complete with electric supply, water supply, automatic clock, piping, various types of heads and all other items incidental and necessary to make the system operational. The pump is complete with force main, electric supply and other incidental and necessary to make the system operational. The landscaping consists of materials such as trees, shrubs, ground cover, and turf.

#### **District No. 17 – Rancho Las Flores**

The improvements include one storm drainage detention basin, street lighting for the tracts, and parkway landscaping between the sidewalk and block wall adjacent to the tracts. The landscaping improvements could consist of an automatic sprinkler system, hardscape, plant material located in the areas described. The sprinkler system is complete with electric supply, water supply, automatic clock, piping, various types of heads and all other items incidental and necessary to make the system operational. The pump is complete with force main, electric supply and other incidental and necessary to make the system operational. The landscaping consists of materials such as trees, shrubs, ground cover, and turf.

#### **District No. 18 – Bella Canto**

The improvements include two storm drainage detention basins, street lighting for the tracts, and parkway landscaping between the sidewalk and block wall adjacent to the tracts. The landscaping improvements could consist of an automatic sprinkler system, hardscape, plant material located in the areas described. The sprinkler system is complete with electric supply, water supply, automatic clock, piping, various types of heads and all other items incidental and necessary to make the system operational. The landscaping consists of materials such as trees, shrubs, ground cover, and turf. The storm drain system is complete with catch basins, manholes, drywells, pipes drainage structures and all other incidental and



necessary to make the system operational. The landscaping consists of materials such as trees, shrubs, ground cover, and turf.

#### **District No. 19 – Paseo De Las Palmas**

The improvements include storm drainage detention basin, street lighting for the tracts, and parkway landscaping between the sidewalk and block wall adjacent to the tracts. The landscaping improvements could consist of an automatic sprinkler system, hardscape, plant material located in the areas described. The sprinkler system is complete with electric supply, water supply, automatic clock, piping, various types of heads and all other items incidental and necessary to make the system operational. The landscaping consists of materials such as trees, shrubs, ground cover, and turf.

#### **District No. 20 – Posada Del Valle**

The improvements include two storm drainage detention basins, street lighting for the tracts, and parkway landscaping between the sidewalk and block wall adjacent to the tracts. The landscaping improvements could consist of an automatic sprinkler system, hardscape, plant material located in the areas described. The sprinkler system is complete with electric supply, water supply, automatic clock, piping, various types of heads and all other items incidental and necessary to make the system operational. The landscaping consists of materials such as trees, shrubs, ground cover, and turf. The storm drain system is complete with catch basins, manholes, drywells, pipes drainage structures and all other incidental and necessary to make the system operational. The landscaping consists of materials such as trees, shrubs, ground cover, and turf.

#### **District No. 21 – Loma Vista II**

The improvements include storm drainage detention basin, street lighting for the tracts, and parkway landscaping between the sidewalk and block wall adjacent to the tracts. The landscaping improvements could consist of an automatic sprinkler system, hardscape, plant material located in the areas described. The sprinkler system is complete with electric supply, water supply, automatic clock, piping, various types of heads and all other items incidental and necessary to make the system operational. The landscaping consists of materials such as trees, shrubs, ground cover, and turf.

#### **District No. 22 – Rancho De La Fe**

The improvements include storm drainage detention basin, street lighting for the tracts, and parkway landscaping between the sidewalk and block wall adjacent to the tracts. The landscaping improvements could consist of an automatic sprinkler system, hardscape, plant material located in the areas described. The sprinkler system is complete with electric supply, water supply, automatic clock, piping, various types of heads and all other items incidental and necessary to make the system operational. The storm drain system is complete with catch basins, manholes, drywells, pipes drainage structures and all other incidental and

necessary to make the system operational. The landscaping consists of materials such as trees, shrubs, ground cover, and turf.

#### **District No. 23 – La Colonia I**

The improvements consist of two storm drainage retention basins, one open space lot, street lighting for the tracts, and parkway landscaping between the sidewalk and block wall adjacent to the tracts. The landscaping improvements could consist of an automatic sprinkler system, hardscape, plant material located in the areas described. The sprinkler system is complete with electric supply, water supply, automatic clock, piping, various types of heads and all other items incidental and necessary to make the system operational. The landscaping consists of materials such as trees, shrubs, ground cover, and turf. The storm drain system is complete with catch basins, manholes, drywells, pipes drainage structures and all other incidental and necessary to make the system operational. The landscaping consists of materials such as trees, shrubs, ground cover, and turf.

#### **District No. 24 – La Paloma Estates**

The improvements consist of four storm drainage retention basins, one open space lot, street lighting for the tracts, and parkway landscaping between the sidewalk and block wall adjacent to the tracts. The landscaping improvements could consist of an automatic sprinkler system, hardscape, plant material located in the areas described. The sprinkler system is complete with electric supply, water supply, automatic clock, piping, various types of heads and all other items incidental and necessary to make the system operational. The landscaping consists of materials such as trees, shrubs, ground cover, and turf. The storm drain system is complete with catch basins, manholes, drywells, pipes drainage structures and all other incidental and necessary to make the system operational. The landscaping consists of materials such as trees, shrubs, ground cover, and turf.

#### **District No. 25 – Las Plumas**

The improvements include two storm drainage detention basins, street lighting for the tracts, and parkway landscaping between the sidewalk and block wall adjacent to the tracts. The landscaping improvements could consist of an automatic sprinkler system, hardscape, plant material located in the areas described. The sprinkler system is complete with electric supply, water supply, automatic clock, piping, various types of heads and all other items incidental and necessary to make the system operational. The landscaping consists of materials such as trees, shrubs, ground cover, and turf. The storm drain system is complete with catch basins, manholes, drywells, pipes drainage structures and all other incidental and necessary to make the system operational. The landscaping consists of materials such as trees, shrubs, ground cover, and turf.

#### **District No. 27 – Rancho Mariposa**

The improvements include two storm drainage detention basins, street lighting for the tracts, and parkway landscaping between the sidewalk and block wall adjacent to the tracts. The landscaping improvements could consist of an automatic

sprinkler system, hardscape, plant material located in the areas described. The sprinkler system is complete with electric supply, water supply, automatic clock, piping, various types of heads and all other items incidental and necessary to make the system operational. The landscaping consists of materials such as trees, shrubs, ground cover, and turf. The storm drain system is complete with catch basins, manholes, drywells, pipes drainage structures and all other incidental and necessary to make the system operational. The landscaping consists of materials such as trees, shrubs, ground cover, and turf.

#### **District No. 28 – La Morada**

The improvements include storm drainage detention basin, street lighting for the tracts, and parkway landscaping between the sidewalk and block wall adjacent to the tracts. The landscaping improvements could consist of an automatic sprinkler system, hardscape, plant material located in the areas described. The sprinkler system is complete with electric supply, water supply, automatic clock, piping, various types of heads and all other items incidental and necessary to make the system operational. The landscaping consists of materials such as trees, shrubs, ground cover, and turf. The storm drain system is complete with catch basins, manholes, drywells, pipes drainage structures and all other incidental and necessary to make the system operational. The landscaping consists of materials such as trees, shrubs, ground cover, and turf.

#### **District No. 29 – Somerset**

The improvements include storm drainage detention basin, street lighting for the tracts, and parkway landscaping between the sidewalk and block wall adjacent to the tracts. The landscaping improvements could consist of an automatic sprinkler system, hardscape, plant material located in the areas described. The sprinkler system is complete with electric supply, water supply, automatic clock, piping, various types of heads and all other items incidental and necessary to make the system operational. The landscaping consists of materials such as trees, shrubs, ground cover, and turf. The landscaping consists of materials such as trees, shrubs, ground cover, and turf.

#### **District No. 30 – Navarra / Sundate I**

The improvements include storm drainage detention basin, street lighting for the tracts, and parkway landscaping between the sidewalk and block wall adjacent to the tracts. The landscaping improvements could consist of an automatic sprinkler system, hardscape, plant material located in the areas described. The sprinkler system is complete with electric supply, water supply, automatic clock, piping, various types of heads and all other items incidental and necessary to make the system operational. The landscaping consists of materials such as trees, shrubs, ground cover, and turf. The storm drain system is complete with catch basins, manholes, drywells, pipes drainage structures and all other incidental and necessary to make the system operational. The landscaping consists of materials such as trees, shrubs, ground cover, and turf.

**District 31 – Los Jardines**

The improvements include storm drainage detention basin, street lighting for the tracts, and parkway landscaping between the sidewalk and block wall adjacent to the tracts. The landscaping improvements could consist of an automatic sprinkler system, hardscape, plant material located in the areas described. The sprinkler system is complete with electric supply, water supply, automatic clock, piping, various types of heads and all other items incidental and necessary to make the system operational. The landscaping consists of materials such as trees, shrubs, ground cover, and turf. The storm drain system is complete with catch basins, manholes, drywells, pipes drainage structures and all other incidental and necessary to make the system operational. The landscaping consists of materials such as trees, shrubs, ground cover, and turf.

**District 32 – Aventine**

The improvements include storm drainage detention basin, street lighting for the tracts, and parkway landscaping between the sidewalk and block wall adjacent to the tracts. The landscaping improvements could consist of an automatic sprinkler system, hardscape, plant material located in the areas described. The sprinkler system is complete with electric supply, water supply, automatic clock, piping, various types of heads and all other items incidental and necessary to make the system operational. The landscaping consists of materials such as trees, shrubs, ground cover, and turf. The storm drain system is complete with catch basins, manholes, drywells, pipes drainage structures and all other incidental and necessary to make the system operational. The landscaping consists of materials such as trees, shrubs, ground cover, and turf.

**District 33 – Vista Escondida**

The improvements include storm drainage detention basin, street lighting for the tracts, and parkway landscaping between the sidewalk and block wall adjacent to the tracts. The landscaping improvements could consist of an automatic sprinkler system, hardscape, plant material located in the areas described. The sprinkler system is complete with electric supply, water supply, automatic clock, piping, various types of heads and all other items incidental and necessary to make the system operational. The landscaping consists of materials such as trees, shrubs, ground cover, and turf. The storm drain system is complete with catch basins, manholes, drywells, pipes drainage structures and all other incidental and necessary to make the system operational. The landscaping consists of materials such as trees, shrubs, ground cover, and turf.

**District 34 – Tierra Bonita**

The improvements include storm drainage detention basin, street lighting for the tracts, and parkway landscaping between the sidewalk and block wall adjacent to the tracts. The landscaping improvements could consist of an automatic sprinkler system, hardscape, plant material located in the areas described. The sprinkler system is complete with electric supply, water supply, automatic clock, piping, various types of heads and all other items incidental and necessary to make the

system operational. The landscaping consists of materials such as trees, shrubs, ground cover, and turf. The storm drain system is complete with catch basins, manholes, drywells, pipes drainage structures and all other incidental and necessary to make the system operational. The landscaping consists of materials such as trees, shrubs, ground cover, and turf.

### **District 35 – Bellisima**

The improvements include storm drainage detention basin, street lighting for the tracts, and parkway landscaping between the sidewalk and block wall adjacent to the tracts. The landscaping improvements could consist of an automatic sprinkler system, hardscape, plant material located in the areas described. The sprinkler system is complete with electric supply, water supply, automatic clock, piping, various types of heads and all other items incidental and necessary to make the system operational. The landscaping consists of materials such as trees, shrubs, ground cover, and turf. The storm drain system is complete with catch basins, manholes, drywells, pipes drainage structures and all other incidental and necessary to make the system operational. The landscaping consists of materials such as trees, shrubs, ground cover, and turf.

### **District 36 – Valencia**

The improvements include storm drainage detention basin, street lighting for the tracts, and parkway landscaping between the sidewalk and block wall adjacent to the tracts. The landscaping improvements could consist of an automatic sprinkler system, hardscape, plant material located in the areas described. The sprinkler system is complete with electric supply, water supply, automatic clock, piping, various types of heads and all other items incidental and necessary to make the system operational. The landscaping consists of materials such as trees, shrubs, ground cover, and turf. The storm drain system is complete with catch basins, manholes, drywells, pipes drainage structures and all other incidental and necessary to make the system operational. The landscaping consists of materials such as trees, shrubs, ground cover, and turf.

### **District 37 – Volk (Tract Map Not Recorded, Not Developed)**

The improvements include storm drainage detention basin, street lighting for the tracts, and parkway landscaping between the sidewalk and block wall adjacent to the tracts. The landscaping improvements could consist of an automatic sprinkler system, hardscape, plant material located in the areas described. The sprinkler system is complete with electric supply, water supply, automatic clock, piping, various types of heads and all other items incidental and necessary to make the system operational. The landscaping consists of materials such as trees, shrubs, ground cover, and turf. The storm drain system is complete with catch basins, manholes, drywells, pipes drainage structures and all other incidental and necessary to make the system operational. The landscaping consists of materials such as trees, shrubs, ground cover, and turf.

**District 38 – Rancho Cielo**

The improvements include storm drainage detention basin, street lighting for the tracts, and parkway landscaping between the sidewalk and block wall adjacent to the tracts. The landscaping improvements could consist of an automatic sprinkler system, hardscape, plant material located in the areas described. The sprinkler system is complete with electric supply, water supply, automatic clock, piping, various types of heads and all other items incidental and necessary to make the system operational. The landscaping consists of materials such as trees, shrubs, ground cover, and turf. The storm drain system is complete with catch basins, manholes, drywells, pipes drainage structures and all other incidental and necessary to make the system operational. The landscaping consists of materials such as trees, shrubs, ground cover, and turf.

**District 39 – Sevilla**

Landscape improvements generally include, but are not limited to, approximately: eighty-six thousand, eight hundred and thirty-six (86,836) square feet of ground covering and shrubs including ninety-three (93) irrigated drought-tolerant trees. Landscaping located on two (2) storm drainage detention basin lots, also on the north side of Avenue 51, including the entrance at Via Prado as well as the corners of Calle Perez and Calle Larriva. The street lighting improvements include providing energy to operate twenty-four (24) street lighting poles within Tract Map No. 38084.

**District 40 – Mariposa Pointe**

The District’s landscape improvements generally include but not limited to approximately: eighty four thousand seven hundred and five (84,705) square feet of ground covering and shrubs including one hundred nineteen (119) irrigated drought-tolerant 24” box trees and landscaping located on Avenue 50 and Calhoun Street, two (2) storm drainage detention basin lots, a pedestrian trail, and landscape improvements at the entryways on Avenue 50 and Calhoun Street. The street lighting improvements include but is not limited to approximately:

**D. DESCRIPTION OF CAPITAL IMPROVEMENT PROJECTS**

Capital Improvement Projects FY 2024/2025		
District	Cost	Description
13	\$30,000	Decorative entrance lighting improvements
30	275,000	Decorative entrance lighting improvements
32	240,000	Decorative entrance lighting improvements
38	200,000	Decorative entrance lighting improvements
<b>Total</b>	<b>\$745,000</b>	

### III. METHOD OF APPORTIONMENT

---

The 1972 Act permits the establishment of assessment districts by agencies for the purpose of providing certain public improvements, including the acquisition, construction, installation and servicing of landscape improvements and related facilities. The 1972 Act requires that the cost of these improvements be levied according to benefit rather than assessed value:

Section 22573 defines the net amount to be assessed as follows:

*“The net amount to be assessed upon lands within an assessment district may be apportioned by any formula or method which fairly distributes the net amount among all assessable lots or parcels in proportion to the estimated benefits to be received by each such lot or parcel from the improvements.”*

The formula used for calculating assessments reflect the composition of parcels within the Districts and the improvements and activities to be provided and have been designed to fairly apportion the cost of providing those improvements based on a determination of the proportional special benefits to each parcel, consistent with the requirements of the 1972 Act and the provisions of Proposition 218 and Article XIII D of the California Constitution.

#### A. CALIFORNIA CONSTITUTION

The costs to operate and maintain the Districts improvements are identified and allocated to properties on the special benefits conferred. The improvements provided and for which properties within the Districts are to be assessed are identified as local improvements and related amenities that were installed in connection with the development of the properties and/or would otherwise be required for the development of properties within the Districts and consistent with the provisions of the 1972 Act. The assessments and method of apportionment described herein are based on the premise that these improvements would otherwise not have been installed and maintained by the County. The improvements were installed as part of the development or planned development of the parcels within the Districts and the level of maintenance required for the improvements is greater than what the County would otherwise install, maintain, and fund elsewhere in the County.

Article XIII D Section 2(d) defines District as follows:

*“District means an area determined by an agency to contain all parcels which will receive a special benefit from a proposed public improvement or property-related service.”*

Article XIII D Section 2(i) defines special benefit as follows:

*“Special benefit” means a particular and distinct benefit over, and above general benefits conferred on real property located in the district or to the public at large. General enhancement of property value does not constitute “special benefit.”*

Article XIII D Section 4(a) defines proportional special benefit assessments as follows:

*“An agency which proposes to levy an assessment shall identify all parcels which will have a special benefit conferred upon them and upon which an assessment will be imposed. The proportionate special benefit derived by each identified parcel shall be determined in relationship to the entirety of the capital cost of a public improvement, the maintenance and operation expenses of a public improvement, or the cost of the property related service being provided. No assessment shall be imposed on any parcel which exceeds the reasonable cost of the proportional special benefit conferred on that parcel.”*

## **B. BENEFIT ANALYSIS**

The improvements provided within the Districts, for which properties will be assessed have been identified as necessary, desired and/or required for the orderly development of the properties within the Districts to their full potential, consistent with the development plans.

### **SPECIAL BENEFITS**

The ongoing maintenance of landscaped areas within the Districts will provide aesthetic benefits to the properties and are intended to provide a more pleasant environment to walk, drive, live, and work. The primary function of these improvements and related amenities is to serve as an aesthetically pleasing enhancement and open space area for the benefit of the immediate surrounding properties and development for which the improvements were constructed and installed, and/or were facilitated by the development or potential development of properties within the Districts. These improvements are an integral part of the physical environment associated with the parcels in the Districts and while these improvements may in part be visible to properties outside the Districts and/or occasionally accessed by the general public, if these improvements are not properly maintained, it is the parcels within the District that would be aesthetically burdened and/or impacted directly by potential environmental issues such as dust, debris, pests, water runoff, erosion, and fire hazards. Thus, the maintenance of these improvements provides advantages to the assessed properties that affect the assessed parcels in a way that is particular and distinct from their effect on other parcels and that real property in general and the public at large do not share.

Collectively these improvements, related amenities, and services which will be funded by the special benefit assessments, enhance the overall use, presentation, enjoyment, recreational access, and marketability of the properties, and ensure the long-term cost-efficiency of services that are obtained through the County provided maintenance (economy of scale).

### **GENERAL BENEFIT**

In reviewing the location and extent of the specific landscaped areas and improvements to be funded by the Districts assessments and the proximity and



relationship to properties to be assessed, it is evident these improvements have been installed as part of the development of properties within the Districts or are improvements that would otherwise be shared by and/or required for development of those properties. Although the improvements are largely located on the north side of Avenue 51, including the entrance at Via Prado as well as the corners of Calle Perez and Calle Larriva of the development and may be visible and/or accessible to the general public, it is evident that the ongoing maintenance of these improvements are only necessary for the appearance and advantage of the properties within the Districts. It is also evident that these improvements were not required nor necessarily desired by any properties or developments outside of the Districts' boundaries.

Ongoing maintenance of improvements are additionally located on the south side of Avenue 50, east side of Calhoun Street and Calle Frontera as well as the corner of Avenida San Domingo and Calle Xavier. It is evident that the ongoing maintenance of these improvements is only necessary for the appearance and advantage of the properties within the Districts. It is also evident that these improvements were not required nor necessarily desired by any properties or developments outside of the Districts' boundaries.

In the absence of a special funding, these types of improvements would not have been installed by the developer per the City's conditions and the City's maintenance of these improvements would for the most part, be limited to weed abatement (fuel modification areas), rodent control, and erosion control services only. This basic or baseline level of service would typically provide for periodic servicing of the open space areas on an as-needed basis. This baseline level of service would only provide a level of service that was necessary to ensure public safety, essential property protection and potential property damage. However, this baseline level of service results in a far less visually pleasing environment than is created with the enhanced levels of services associated with the regular landscape maintenance that can be provided through the Districts assessments.

In addition to this baseline level of service, it is recognized that there are indirect or incidental benefits to properties within the Districts as well as the general public that are associated with regular landscape maintenance services, including minimization of dust and debris, and decreased potential water runoff from the open space areas.

It is also recognized that with the regular maintenance of the improvements, the effort and cost to monitor and address these more indirect issues are reduced to isolated areas and/or less frequent servicing, and these activities generally represent less than two percent (2%) of the overall maintenance costs. Therefore, conservatively, we estimate that the costs associated with these indirect and incidental benefits (General Benefit) do not exceed five percent (5%) of the combined annual expenses for General Maintenance identified in the annual maintenance budget contained in "Part IV –Districts Budget" of this Report.

### **C. ASSESSMENT METHODOLOGY**

To assess benefits equitably it is necessary to calculate each property's relative share of the special benefits conferred by the funded improvements and service. The Equivalent Benefit Unit (EBU) method of assessment apportionment is utilized for the Districts and establishes a basic unit (base value) of benefit and then calculates the benefit derived by each assessed parcel as a multiple (or a fraction) of that basic unit. The EBU method of apportioning special benefits is typically seen as the most appropriate and equitable assessment methodology for assessment districts, as the benefit to each parcel from the improvements are apportioned as a function of comparable property characteristics which may include but is not limited to land use and property size.

Pursuant to the 1972 Act, the costs of the Districts may be apportioned by any formula or method that fairly distributes the net amount to be assessed, among all assessable parcels in proportion to the estimated benefits to be received by each parcel from the improvements. The benefit formula used for the Districts should reflect the composition of the parcels, and the improvements and services provided, to fairly apportion the costs based on special benefit to each parcel.

## EBU APPLICATION

**Single Family Residential** — This land use is defined as a fully subdivided residential home site with or without a structure and the improvements and services associated with the parcel has been accepted or will be accepted by the City for maintenance in the fiscal year. This land use is assessed at 1.0 EBU per lot or parcel.

**Planned -Residential Development** — This land use is defined as any property that specific number of proposed single-family residential lots has been approved for development (not fully subdivided). This land use type shall be assigned 1.0 EBU per lot at build-out.

**Vacant** — This is defined as property that has been identified as parcels with no development but has development potential. Although it is recognized that the improvements provided within the Districts were primarily constructed and installed as the result of property development, it is also recognized that the majority of these improvements were constructed in part to support the overall development of properties within the District and/or Development to their full and best use, including vacant undeveloped properties.

## ASSESSMENT CALCULATIONS

The benefit formula applied to parcels within each District is based on the preceding Equivalent Benefit Unit (EBU) discussion. Each parcel's EBU correlates the parcel's special benefit received as compared to all other parcels benefiting from the improvements. The following formula is used to calculate each parcel's EBU (proportional benefit).

$$\text{Parcel Type EBU} \times \text{Units} = \text{Parcel EBU}$$

For each District, the total number of Equivalent Benefit Units (EBU's) for the fiscal year equals the sum of all individual EBU's applied to parcels in that District. An assessment amount per EBU (Rate) for the improvements is established by taking the total cost of the improvements (amount budgeted) and dividing that amount by the total number of EBU's of all parcels to be assessed. This Rate is then applied back to each parcel's individual EBU to determine the parcel's proportionate benefit and assessment obligation for the improvements.

$$\text{Total Balance to Levy (for the District)} / \text{Total EBU (to be assessed)} = \text{Levy per EBU}$$

$$\text{Levy per EBU} \times \text{Parcel EBU} = \text{Parcel Levy Amount}$$

#### **D. ASSESSMENT RANGE FORMULA**

Any new or increased assessment requires certain noticing and meeting requirements by law. Prior to the passage of Proposition 218 (California Constitution Articles XIII C and XIII D), legislative changes in the Brown Act defined a "new or increased assessment" to exclude certain conditions. These conditions included "any assessment that does not exceed an assessment formula or range of assessments previously adopted by the agency or approved by the voters in the area where the assessment is imposed." This definition and conditions were later confirmed through Senate Bill 919 (the Proposition 218 implementing legislation).

The purpose of establishing an assessment range formula is to provide for reasonable increases and inflationary adjustment to annual assessments without requiring costly noticing and mailing procedures, which could add to the Districts costs and assessments. As part of the Districts formation, balloting of property owners is required pursuant to the Article XIII D Section 4. The property owner ballots include an Assessment to be approved, as well as the approval of an assessment range formula.

**District No.'s 1 through 4, and 6 through 11, and 38** – The maximum assessment rates do not increase and will remain the same from FY 2023/2024.

**District No.'s 12 through 25, and 27 through 36** – The maximum assessment rate may increase by the percentage increase of the Consumer Price Index ("CPI") or three percent (3%). The CPI used shall be as determined by the Bureau of Labor Statistics for a similar period of time.

Each Fiscal Year, the Engineer shall compute the percentage difference between the CPI. By approval of the City Council, the assessment rate that may be levied for each EBU may be increased in each year in accordance with the U.S. Bureau of Labor Statistics Data, All Urban Consumers, Riverside-San Bernardino-Ontario CPI index. Such assessment adjustments shall not be considered an increase in assessment. A proposed assessment that exceeds the adjusted assessment rate will require property owner balloting approval before the increase may be imposed. For Fiscal Year 2024/2025, the change in the Annual CPI for the All Urban Consumers, Riverside-San Bernardino-Ontario CPI index is 2.88% therefore the assessment rate will be adjusted by 3.00%.

**District No.'s 39 and 40** – The maximum assessment rate may increase by the greater of three percent (3.00%) or the annual percent increase of the Consumer Price Index ("CPI") determined by the Bureau of Labor Statistics.

If the proposed assessment (levy per unit or rate) for the current fiscal year is less than or equal to, the prior year's maximum assessment rate plus the adjustments described in the following, then the proposed assessment is not considered an increased assessment. The purpose of establishing an assessment range formula

is to provide for reasonable inflationary adjustment to the assessment amounts without requiring costly noticing, balloting and mailing procedures, which would be added to the Districts' costs and assessments.

The Maximum Assessment is adjusted annually and is calculated independent of the annual budget and proposed annual assessment. Any proposed annual assessment (rate per EBU less than or equal to this Maximum Assessment) is not considered an increased assessment, even if the proposed assessment is greater than the assessment applied in the prior fiscal year.

Although the Maximum Assessment will increase each year, the actual assessment may remain unchanged. The Maximum Assessment adjustment is designed to establish a reasonable limit on assessments. The Maximum Assessment calculated each year does not require or facilitate an increase to the annual assessment and neither does it restrict assessments to the adjusted maximum amount. If the budget and assessment for the fiscal year do not require an increase, or the increase is less than the adjusted Maximum Assessment, then the required budget and assessment may be applied without additional property owner balloting. If the budget and assessments calculated requires an increase greater than the adjusted Maximum Assessment, then the assessment is considered an increased assessment and would be subject to balloting.

#### **IV. DISTRICT BUDGETS**

---

The 1972 Act provides that the estimated costs of the improvements shall include the total cost of the improvements, including incidental expenses.

The 1972 Act also provides that the amount of any surplus, deficit, or contribution be included in the estimated cost of improvements. The net amount to be assessed on the lots or parcels within the Districts is the total cost of maintenance, and servicing with adjustments either positive or negative for reserves, surpluses, deficits, and/or contributions.

**TABLE II – 2024/2025 DISTRICT BUDGETS**

Levy Components	District Budget Fiscal Year 2024/2025					District Budget Fiscal Year 2024/2025					
	District 1	District 2	District 3	District 4	District 6	District 7	District 8	District 9	District 10	District 11	District 12
<b>Direct Costs</b>											
Landscape Maintenance Contract	\$7,000.00	\$6,800.00	\$5,500.00	\$4,000.00	\$6,557.00	\$5,100.00	\$0.00	\$7,000.00	\$5,600.00	\$3,390.00	\$7,913.00
Tree Trimming Services	0.00	0.00	1,000.00	0.00	0.00	1,000.00	0.00	0.00	0.00	0.00	0.00
Streetlight Utilities	1,470.00	2,790.00	2,800.00	1,000.00	4,700.00	3,160.00	2,500.00	1,300.00	1,500.00	1,200.00	1,200.00
Landscape Utilities	1,830.00	0.00	2,000.00	0.00	0.00	1,210.00	0.00	0.00	0.00	600.00	1,600.00
Repair and Maintenance	400.00	0.00	0.00	0.00	0.00	200.00	0.00	0.00	0.00	910.00	0.00
Tree Maintenance	0.00	0.00	0.00	0.00	0.00	0.00	0.00	0.00	0.00	0.00	0.00
Storm Drainage Maintenance	0.00	0.00	0.00	0.00	0.00	0.00	0.00	0.00	0.00	0.00	0.00
<b>Total Direct Costs</b>	<b>\$10,700.00</b>	<b>\$9,590.00</b>	<b>\$11,300.00</b>	<b>\$5,000.00</b>	<b>\$11,257.00</b>	<b>\$10,670.00</b>	<b>\$2,500.00</b>	<b>\$8,300.00</b>	<b>\$7,100.00</b>	<b>\$6,100.00</b>	<b>\$10,713.00</b>
<b>Administration Costs</b>											
Levy Administration and Professional Services	\$466.14	\$477.15	\$664.34	\$242.24	\$627.63	\$590.93	\$506.51	\$117.45	\$275.28	\$385.39	\$278.95
County Collection Fee	132.95	134.03	152.39	110.99	148.79	145.19	136.91	98.75	114.23	125.03	114.59
City Overhead and Administration	2,769.00	2,101.00	2,472.00	1,108.00	2,462.00	2,335.00	580.00	2,072.00	1,560.00	1,370.00	2,315.00
<b>Total Administration Costs</b>	<b>\$3,368.09</b>	<b>\$2,712.18</b>	<b>\$3,288.73</b>	<b>\$1,461.23</b>	<b>\$3,238.42</b>	<b>\$3,071.12</b>	<b>\$1,223.42</b>	<b>\$2,288.20</b>	<b>\$1,949.51</b>	<b>\$1,880.42</b>	<b>\$2,708.54</b>
<b>Capital Improvement Costs</b>											
Capital Improvement Projects	\$0.00	\$0.00	\$0.00	\$0.00	\$0.00	\$0.00	\$0.00	\$0.00	\$0.00	\$0.00	\$0.00
<b>Total Capital Improvement Costs</b>	<b>\$0.00</b>	<b>\$0.00</b>	<b>\$0.00</b>	<b>\$0.00</b>	<b>\$0.00</b>	<b>\$0.00</b>	<b>\$0.00</b>	<b>\$0.00</b>	<b>\$0.00</b>	<b>\$0.00</b>	<b>\$0.00</b>
<b>Total Direct, Administration and Capital Improvement Costs</b>	<b>\$14,068.09</b>	<b>\$12,302.18</b>	<b>\$14,588.73</b>	<b>\$6,461.23</b>	<b>\$14,495.42</b>	<b>\$13,741.12</b>	<b>\$3,723.42</b>	<b>\$10,588.20</b>	<b>\$9,049.51</b>	<b>\$7,980.42</b>	<b>\$13,421.54</b>
<b>Fund Balance</b>											
Estimated Beginning Fund Balance	(\$55,218.18)	(\$22,798.18)	(\$53,850.11)	\$13,892.37	(\$175,709.19)	(\$59,731.00)	\$21,188.14	(\$66,940.83)	(\$94,672.16)	\$33,232.61	\$86,506.52
Operational Fund Increase/(Decrease)	(148.89)	(4,533.38)	2,678.67	(229.51)	22,146.46	10,875.78	(237.54)	(4,942.76)	(2,910.01)	919.38	6,101.34
Capital Improvement Adjustments	0.00	0.00	0.00	0.00	0.00	0.00	0.00	0.00	0.00	0.00	0.00
<b>Estimated Ending Fund Balance</b>	<b>(\$55,367.07)</b>	<b>(\$27,331.56)</b>	<b>(\$51,171.44)</b>	<b>\$13,662.86</b>	<b>(\$153,562.73)</b>	<b>(\$48,855.22)</b>	<b>\$20,950.60</b>	<b>(\$71,883.59)</b>	<b>(\$97,582.17)</b>	<b>\$34,151.99</b>	<b>\$92,607.86</b>
<b>Operational Fund Increase/(Decrease)</b>											<b>(\$6,101.34)</b>
Total Parcels	127	130	181	66	171	161	138	32	75	105	76
<b>Total Parcels Levied</b>	<b>127</b>	<b>130</b>	<b>181</b>	<b>66</b>	<b>171</b>	<b>161</b>	<b>138</b>	<b>32</b>	<b>75</b>	<b>105</b>	<b>76</b>
Total Equivalent Benefit Units	127.00	130.00	181.00	66.00	171.00	161.00	138.00	32.00	75.00	105.00	76.00
Assessment Rate per Benefit Unit	\$109.60	\$59.76	\$95.40	\$94.42	\$214.28	\$152.90	\$25.26	\$176.42	\$81.86	\$84.76	256.88
Prior Year Rate Assessment Rate	\$109.60	\$59.76	\$95.40	\$94.42	\$214.28	\$152.90	\$25.26	\$176.42	\$81.86	\$84.76	\$249.40
Maximum Rate per Benefit Unit (Prior Fiscal Year)	\$109.6100	\$59.7600	\$95.4000	\$94.4200	\$214.2800	\$152.9000	\$25.2700	\$176.4200	\$81.8600	\$84.7600	\$249.4102
<b>Maximum Rate per Benefit Unit (Current Fiscal Year)</b>	<b>\$109.6100</b>	<b>\$59.7600</b>	<b>\$95.4000</b>	<b>\$94.4200</b>	<b>\$214.2800</b>	<b>\$152.9000</b>	<b>\$25.2700</b>	<b>\$176.4200</b>	<b>\$81.8600</b>	<b>\$84.7600</b>	<b>\$256.8925</b>
Inflationary Factor Applied to Maximum Rate	0.000%	0.000%	0.000%	0.000%	0.000%	0.000%	0.000%	0.000%	0.000%	0.000%	3.000%
<b>2024/2025 Levy Per Parcel</b>	<b>\$109.60</b>	<b>\$59.76</b>	<b>\$95.40</b>	<b>\$94.42</b>	<b>\$214.28</b>	<b>\$152.90</b>	<b>\$25.26</b>	<b>\$176.42</b>	<b>\$81.86</b>	<b>\$84.76</b>	<b>\$256.88</b>
<b>2024/2025 Total Levy</b>	<b>\$13,919.20</b>	<b>\$7,768.80</b>	<b>\$17,267.40</b>	<b>\$6,231.72</b>	<b>\$36,641.88</b>	<b>\$24,616.90</b>	<b>\$3,485.88</b>	<b>\$5,645.44</b>	<b>\$6,139.50</b>	<b>\$8,899.80</b>	<b>\$19,522.88</b>



Levy Components	District Budget Fiscal Year 2024/2025						District Budget Fiscal Year 2024/2025					
	District 13	District 14	District 15	District 16	District 17	District 18	District 19	District 20	District 21	District 22	District 23	District 24
<b>Direct Costs</b>												
Landscape Maintenance Contract	\$30,837.00	\$4,778.00	\$6,592.00	\$600,000.00	\$45,000.00	\$25,000.00	\$26,779.00	\$18,114.00	\$18,000.00	\$17,500.00	\$15,226.00	\$155,000.00
Tree Trimming Services	0.00	1,000.00	2,200.00	150,000.00	5,000.00	4,500.00	2,500.00	4,000.00	3,000.00	4,000.00	5,000.00	30,000.00
Streetlight Utilities	4,000.00	2,450.00	1,175.00	19,970.00	3,505.00	7,300.00	1,800.00	2,100.00	1,420.00	3,700.00	10,500.00	10,000.00
Landscape Utilities	2,000.00	2,500.00	1,700.00	50,000.00	10,240.00	7,780.00	4,675.00	6,170.00	1,770.00	5,060.00	9,225.00	28,000.00
Repair and Maintenance	1,500.00	2,114.00	0.00	100,000.00	5,000.00	4,500.00	0.00	4,000.00	7,000.00	10,000.00	2,000.00	0.00
Tree Maintenance	0.00	0.00	0.00	0.00	0.00	0.00	5,000.00	0.00	0.00	0.00	0.00	0.00
Storm Drainage Maintenance	0.00	0.00	0.00	0.00	5,000.00	0.00	0.00	6,000.00	0.00	12,000.00	3,000.00	10,000.00
<b>Total Direct Costs</b>	<b>\$38,337.00</b>	<b>\$12,842.00</b>	<b>\$11,667.00</b>	<b>\$919,970.00</b>	<b>\$73,745.00</b>	<b>\$49,080.00</b>	<b>\$40,754.00</b>	<b>\$40,384.00</b>	<b>\$31,190.00</b>	<b>\$52,260.00</b>	<b>\$44,951.00</b>	<b>\$233,000.00</b>
<b>Administration Costs</b>												
Levy Administration and Professional Services	\$616.62	\$330.33	\$176.18	\$2,033.39	\$594.60	\$631.30	\$462.47	\$297.30	\$256.93	\$433.10	\$436.77	\$1,068.08
County Collection Fee	147.71	119.63	104.51	286.67	145.55	149.15	132.59	116.39	112.43	129.71	130.07	191.99
City Overhead and Administration	8,280.00	3,032.00	2,978.00	197,747.00	15,888.00	10,589.00	9,870.00	8,713.00	11,164.00	11,268.00	9,697.00	51,837.00
<b>Total Administration Costs</b>	<b>\$9,044.33</b>	<b>\$3,481.96</b>	<b>\$3,258.69</b>	<b>\$200,067.06</b>	<b>\$16,628.15</b>	<b>\$11,369.45</b>	<b>\$10,465.06</b>	<b>\$9,126.69</b>	<b>\$11,533.36</b>	<b>\$11,830.81</b>	<b>\$10,263.84</b>	<b>\$53,097.07</b>
<b>Capital Improvement Costs</b>												
Capital Improvement Projects	\$30,000.00	\$0.00	\$0.00	\$0.00	\$0.00	\$0.00	\$0.00	\$0.00	\$0.00	\$0.00	\$0.00	\$0.00
<b>Total Capital Improvement Costs</b>	<b>\$30,000.00</b>	<b>\$0.00</b>	<b>\$0.00</b>	<b>\$0.00</b>	<b>\$0.00</b>	<b>\$0.00</b>	<b>\$0.00</b>	<b>\$0.00</b>	<b>\$0.00</b>	<b>\$0.00</b>	<b>\$0.00</b>	<b>\$0.00</b>
<b>Total Direct, Administration and Capital Improvement Costs</b>	<b>\$77,381.33</b>	<b>\$16,323.96</b>	<b>\$14,925.69</b>	<b>\$1,120,037.06</b>	<b>\$90,373.15</b>	<b>\$60,449.45</b>	<b>\$51,219.06</b>	<b>\$49,510.69</b>	<b>\$42,723.36</b>	<b>\$64,090.81</b>	<b>\$55,214.84</b>	<b>\$286,097.07</b>
<b>Fund Balance</b>												
Estimated Beginning Fund Balance	\$112,207.94	(\$450,145.50)	\$58,204.26	\$712,242.89	\$191,547.66	(\$60,859.79)	\$35,827.03	\$163,872.49	(\$115,069.70)	\$206,537.71	(\$308,695.80)	(\$682,782.43)
Operational Fund Increase/(Decrease)	(8,057.81)	21,432.84	17,729.67	(746,087.06)	10,876.85	59,874.87	713.10	10,758.17	(30,623.16)	3,759.19	26,526.26	(37,315.35)
Capital Improvement Adjustments	0.00	0.00	0.00	0.00	0.00	0.00	0.00	0.00	0.00	0.00	0.00	0.00
<b>Estimated Ending Fund Balance</b>	<b>\$104,150.13</b>	<b>(\$428,712.66)</b>	<b>\$75,933.93</b>	<b>(\$33,844.17)</b>	<b>\$202,424.51</b>	<b>(\$984.92)</b>	<b>\$36,540.13</b>	<b>\$174,630.66</b>	<b>(\$145,692.86)</b>	<b>\$210,296.90</b>	<b>(\$282,169.54)</b>	<b>(\$720,097.78)</b>
<b>Operational Fund Increase/(Decrease)</b>	<b>\$8,057.81</b>	<b>(\$21,432.84)</b>	<b>(\$17,729.67)</b>	<b>\$746,087.06</b>	<b>(\$10,876.85)</b>	<b>(\$59,874.87)</b>	<b>(\$713.10)</b>	<b>(\$10,758.17)</b>	<b>\$30,623.16</b>	<b>(\$3,759.19)</b>	<b>(\$26,526.26)</b>	<b>\$37,315.35</b>
Total Parcels	168	90	48	554	162	172	126	81	70	118	119	291
<b>Total Parcels Levied</b>	<b>168</b>	<b>90</b>	<b>48</b>	<b>554</b>	<b>162</b>	<b>172</b>	<b>126</b>	<b>81</b>	<b>70</b>	<b>118</b>	<b>119</b>	<b>291</b>
Total Equivalent Benefit Units	168.00	90.00	48.00	554.00	162.00	172.00	126.00	81.00	70.00	118.00	119.00	291.00
Assessment Rate per Benefit Unit	412.64	\$419.52	680.32	\$675.00	\$625.00	699.56	412.16	744.06	172.86	\$575.00	686.90	854.92
Prior Year Rate Assessment Rate	400.62	407.30	615.00	600.00	550.00	679.18	400.16	700.00	167.82	500.00	666.90	830.02
Maximum Rate per Benefit Unit (Prior Fiscal Year)	\$400.6367	\$407.3035	\$660.5133	\$1,170.5810	\$680.9915	\$679.1966	\$400.1705	\$722.4026	\$167.8353	\$685.8984	\$666.9004	\$830.0269
<b>Maximum Rate per Benefit Unit (Current Fiscal Year)</b>	<b>\$412.6558</b>	<b>\$419.5226</b>	<b>\$680.3287</b>	<b>\$1,205.6984</b>	<b>\$701.4213</b>	<b>\$699.5725</b>	<b>\$412.1756</b>	<b>\$744.0746</b>	<b>\$172.8703</b>	<b>\$706.4753</b>	<b>\$686.9074</b>	<b>\$854.9277</b>
Inflationary Factor Applied to Maximum Rate	3.000%	3.000%	3.000%	3.000%	3.000%	3.000%	3.000%	3.000%	3.000%	3.000%	3.000%	3.000%
<b>2024/2025 Levy Per Parcel</b>	<b>\$412.64</b>	<b>\$419.52</b>	<b>\$680.32</b>	<b>\$675.00</b>	<b>\$625.00</b>	<b>\$699.56</b>	<b>\$412.16</b>	<b>\$744.06</b>	<b>\$172.86</b>	<b>\$575.00</b>	<b>\$686.90</b>	<b>\$854.91</b>
<b>2024/2025 Total Levy</b>	<b>\$69,323.52</b>	<b>\$37,756.80</b>	<b>\$32,655.36</b>	<b>\$373,950.00</b>	<b>\$101,250.00</b>	<b>\$120,324.32</b>	<b>\$51,932.16</b>	<b>\$60,268.86</b>	<b>\$12,100.20</b>	<b>\$67,850.00</b>	<b>\$81,741.10</b>	<b>\$248,781.72</b>

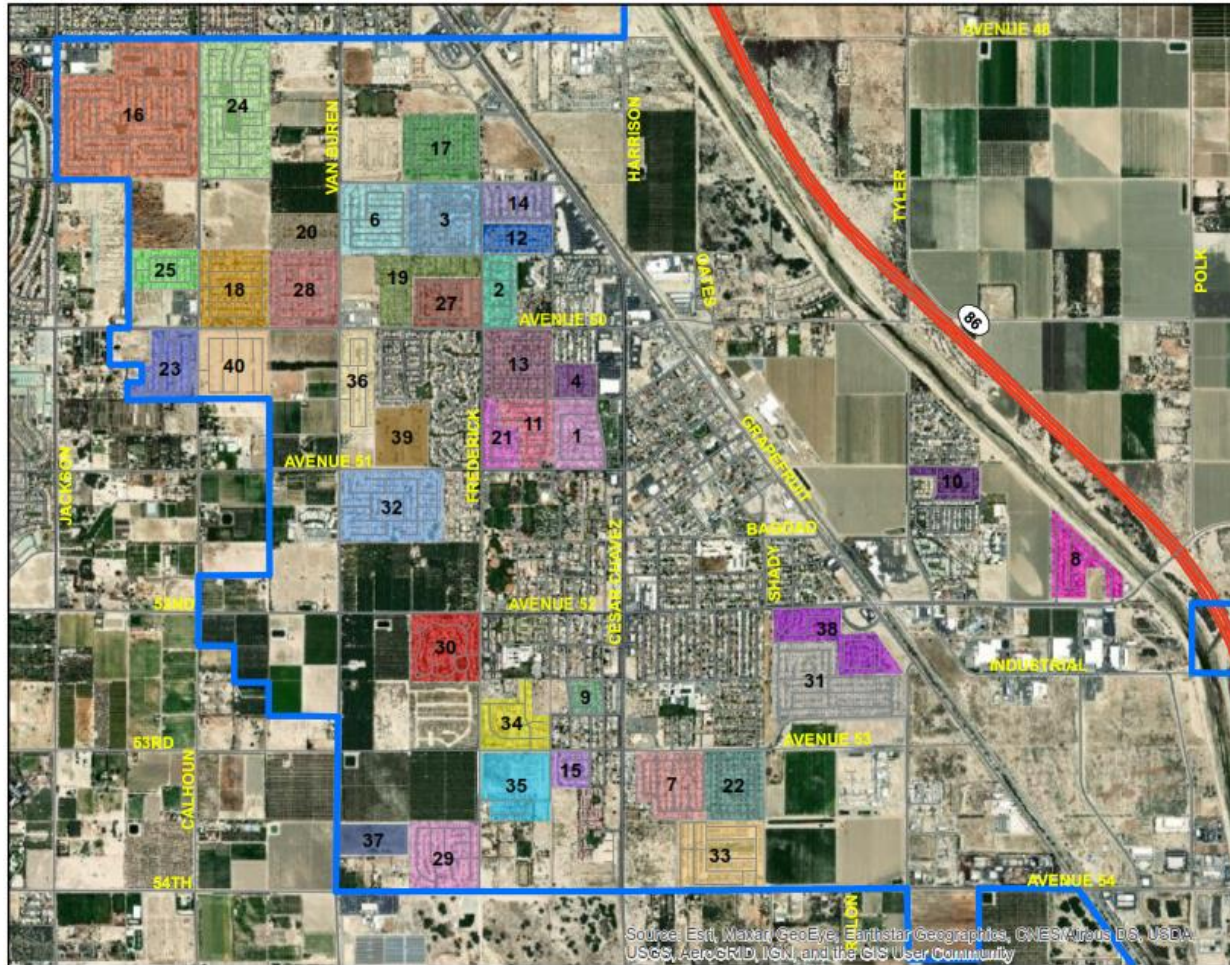
Levy Components	District Budget Fiscal Year 2024/2025					District Budget Fiscal Year 2024/2025					
	District 25	District 27	District 28	District 29	District 30	District 31	District 32	District 33	District 34	District 35	District 36
<b>Direct Costs</b>											
Landscape Maintenance Contract	\$14,688.00	\$15,226.00	\$33,000.00	\$22,702.00	\$16,896.00	\$21,170.00	\$30,696.00	\$28,849.00	\$2,800.00	\$1,600.00	\$18,226.00
Tree Trimming Services	4,000.00	2,000.00	2,000.00	4,500.00	12,000.00	10,000.00	10,000.00	12,000.00	4,500.00	4,000.00	8,000.00
Streetlight Utilities	3,600.00	3,000.00	5,000.00	5,300.00	3,900.00	4,000.00	5,300.00	2,500.00	2,800.00	3,500.00	3,100.00
Landscape Utilities	3,630.00	3,040.00	10,040.00	4,860.00	8,910.00	10,230.00	12,620.00	23,870.00	2,800.00	3,820.00	2,340.00
Repair and Maintenance	20,000.00	6,500.00	5,000.00	20,000.00	20,000.00	35,100.00	24,400.00	20,000.00	4,500.00	5,000.00	15,000.00
Tree Maintenance	0.00	0.00	0.00	0.00	0.00	0.00	0.00	0.00	0.00	0.00	0.00
Storm Drainage Maintenance	6,000.00	10,000.00	0.00	8,000.00	4,500.00	9,900.00	9,300.00	7,300.00	5,600.00	3,000.00	5,000.00
<b>Total Direct Costs</b>	<b>\$51,918.00</b>	<b>\$39,766.00</b>	<b>\$55,040.00</b>	<b>\$65,362.00</b>	<b>\$66,206.00</b>	<b>\$90,400.00</b>	<b>\$92,316.00</b>	<b>\$94,519.00</b>	<b>\$23,000.00</b>	<b>\$20,920.00</b>	<b>\$51,666.00</b>
<b>Administration Costs</b>											
Levy Administration and Professional Services	\$319.32	\$411.08	\$627.63	\$557.90	\$587.26	\$972.65	\$917.59	\$1,035.05	\$422.09	\$179.85	\$396.40
County Collection Fee	118.55	127.55	148.79	141.95	144.83	182.63	177.23	188.75	128.63	104.87	126.11
City Overhead and Administration	6,894.00	8,583.00	15,586.00	18,691.00	19,895.00	27,157.00	27,730.00	29,293.00	4,978.00	4,528.00	11,139.00
<b>Total Administration Costs</b>	<b>\$7,331.87</b>	<b>\$9,121.63</b>	<b>\$16,362.42</b>	<b>\$19,390.85</b>	<b>\$20,627.09</b>	<b>\$28,312.28</b>	<b>\$28,824.82</b>	<b>\$30,516.80</b>	<b>\$5,528.72</b>	<b>\$4,812.72</b>	<b>\$11,661.51</b>
<b>Capital Improvement Costs</b>											
Capital Improvement Projects	\$0.00	\$0.00	\$0.00	\$0.00	\$275,000.00	\$0.00	\$240,000.00	\$0.00	\$0.00	\$0.00	\$0.00
<b>Total Capital Improvement Costs</b>	<b>\$0.00</b>	<b>\$0.00</b>	<b>\$0.00</b>	<b>\$0.00</b>	<b>\$275,000.00</b>	<b>\$0.00</b>	<b>\$240,000.00</b>	<b>\$0.00</b>	<b>\$0.00</b>	<b>\$0.00</b>	<b>\$0.00</b>
<b>Total Direct, Administration and Capital Improvement Costs</b>	<b>\$59,249.87</b>	<b>\$48,887.63</b>	<b>\$71,402.42</b>	<b>\$84,752.85</b>	<b>\$361,833.09</b>	<b>\$118,712.28</b>	<b>\$361,140.82</b>	<b>\$125,035.80</b>	<b>\$28,528.72</b>	<b>\$25,732.72</b>	<b>\$63,327.51</b>
<b>Fund Balance</b>											
Estimated Beginning Fund Balance	\$197,998.74	(\$291,103.85)	\$36,261.00	\$216,159.91	\$298,651.52	\$485,530.36	\$246,180.31	\$56,684.22	(\$218,239.50)	\$2,787.90	\$156,787.12
Operational Fund Increase/(Decrease)	(1,198.25)	26,712.37	44,022.58	(1,152.85)	(285,833.09)	27,037.72	(211,140.82)	100,818.00	\$1,971.28	13,467.28	932.49
Capital Improvement Adjustments	0.00	0.00	0.00	0.00	0.00	0.00	0.00	0.00	0.00	0.00	0.00
<b>Estimated Ending Fund Balance</b>	<b>\$196,800.49</b>	<b>(\$264,391.48)</b>	<b>\$80,283.58</b>	<b>\$215,007.06</b>	<b>\$12,818.43</b>	<b>\$512,568.08</b>	<b>\$35,039.49</b>	<b>\$157,502.22</b>	<b>(\$166,268.22)</b>	<b>\$16,255.18</b>	<b>\$157,719.61</b>
<b>Operational Fund Increase/(Decrease)</b>	<b>\$1,198.25</b>	<b>(\$26,712.37)</b>	<b>(\$44,022.58)</b>	<b>\$1,152.85</b>	<b>\$285,833.09</b>	<b>(\$27,037.72)</b>	<b>\$211,140.82</b>	<b>(\$100,818.00)</b>	<b>(\$1,971.28)</b>	<b>(\$13,467.28)</b>	<b>(\$932.49)</b>
Total Parcels	87	112	171	152	160	265	250	282	115	49	108
<b>Total Parcels Levied</b>	<b>87</b>	<b>112</b>	<b>171</b>	<b>152</b>	<b>160</b>	<b>265</b>	<b>250</b>	<b>282</b>	<b>115</b>	<b>49</b>	<b>108</b>
Total Equivalent Benefit Units	87.00	112.00	171.00	152.00	160.00	265.00	250.00	282.00	115.00	49.00	108.00
Assessment Rate per Benefit Unit	667.26	\$675.00	\$675.00	\$550.00	\$475.00	\$550.00	\$600.00	\$800.90	\$700.00	\$800.00	\$595.00
Prior Year Rate Assessment Rate	647.82	600.00	600.00	475.00	400.00	475.00	525.00	750.00	625.00	725.00	520.00
Maximum Rate per Benefit Unit (Prior Fiscal Year)	\$647.8324	\$742.4962	\$725.4096	\$550.4297	\$584.4746	\$1,057.5602	\$584.6844	\$777.5901	\$691.9941	\$924.2827	\$654.5691
<b>Maximum Rate per Benefit Unit (Current Fiscal Year)</b>	<b>\$667.2674</b>	<b>\$764.7711</b>	<b>\$747.1719</b>	<b>\$566.9426</b>	<b>\$602.0089</b>	<b>\$1,089.2870</b>	<b>\$602.2249</b>	<b>\$800.9178</b>	<b>\$712.7539</b>	<b>\$952.0112</b>	<b>\$674.2062</b>
Inflationary Factor Applied to Maximum Rate	3.000%	3.000%	3.000%	3.000%	3.000%	3.000%	3.000%	3.000%	3.000%	3.000%	3.000%
<b>2024/2025 Levy Per Parcel</b>	<b>\$667.26</b>	<b>\$675.00</b>	<b>\$675.00</b>	<b>\$550.00</b>	<b>\$475.00</b>	<b>\$550.00</b>	<b>\$600.00</b>	<b>\$800.90</b>	<b>\$700.00</b>	<b>\$800.00</b>	<b>\$595.00</b>
<b>2024/2025 Total Levy</b>	<b>\$88,051.62</b>	<b>\$75,600.00</b>	<b>\$115,425.00</b>	<b>\$83,600.00</b>	<b>\$76,000.00</b>	<b>\$145,750.00</b>	<b>\$150,000.00</b>	<b>\$225,853.80</b>	<b>\$80,500.00</b>	<b>\$39,200.00</b>	<b>\$64,260.00</b>



District Budget Fiscal Year 2024/2025				
Levy Components	District 38	District 39	District 40	Totals
<b>Direct Costs</b>				
Landscape Maintenance Contract	\$18,500.00	\$18,064.00	\$16,264.00	\$1,280,367.00
Tree Trimming Services	2,000.00	2,000.00	2,000.00	292,200.00
Streetlight Utilities	3,200.00	3,200.00	3,200.00	143,140.00
Landscape Utilities	5,700.00	7,700.00	7,700.00	243,620.00
Repair and Maintenance	5,000.00	8,200.00	8,200.00	334,524.00
Tree Maintenance	0.00	0.00	0.00	5,000.00
Storm Drainage Maintenance	10,000.00	8,200.00	10,000.00	132,800.00
<b>Total Direct Costs</b>	<b>\$44,400.00</b>	<b>\$47,364.00</b>	<b>\$47,364.00</b>	<b>\$2,431,651.00</b>
<b>Administration Costs</b>				
Levy Administration and Professional Services	\$550.56	\$392.73	\$568.91	\$19,908.12
County Collection Fee	141.23	125.75	143.03	5,180.15
City Overhead and Administration	9,582.00	10,219.00	10,219.00	566,701.00
<b>Total Administration Costs</b>	<b>\$10,273.79</b>	<b>\$10,737.48</b>	<b>\$10,930.94</b>	<b>\$591,789.27</b>
<b>Capital Improvement Costs</b>				
Capital Improvement Projects	\$200,000.00	\$0.00	\$0.00	\$745,000.00
<b>Total Capital Improvement Costs</b>	<b>\$200,000.00</b>	<b>\$0.00</b>	<b>\$0.00</b>	<b>\$745,000.00</b>
<b>Total Direct, Administration and Capital Improvement Costs</b>	<b>\$254,673.79</b>	<b>\$58,101.48</b>	<b>\$58,294.94</b>	<b>\$3,768,440.27</b>
<b>Fund Balance</b>				
Estimated Beginning Fund Balance	\$206,086.84	\$31,043.59	\$27,450.09	\$941,065.00
Operational Fund Increase/(Decrease)	(159,162.79)	(8,539.08)	25,755.36	(1,017,002.71)
Capital Improvement Adjustments	0.00	0.00	0.00	0.00
<b>Estimated Ending Fund Balance</b>	<b>\$46,924.05</b>	<b>\$22,504.51</b>	<b>\$53,205.45</b>	<b>(\$75,937.71)</b>
<b>Operational Fund Increase/(Decrease)</b>	<b>\$159,162.79</b>	<b>\$8,539.08</b>	<b>(\$25,755.36)</b>	
Total Parcels	150	109	165	5,436
<b>Total Parcels Levied</b>	<b>150</b>	<b>107</b>	<b>155</b>	<b>5,424</b>
Total Equivalent Benefit Units	150.00	107.00	155.00	5,424.00
Assessment Rate per Benefit Unit	\$636.74	\$463.20	542.26	
Prior Year Rate Assessment Rate	625.00	449.70	526.46	
Maximum Rate per Benefit Unit (Prior Fiscal Year)	\$636.7400	\$449.7127	\$526.4752	
<b>Maximum Rate per Benefit Unit (Current Fiscal Year)</b>	<b>\$636.7400</b>	<b>\$463.2041</b>	<b>\$542.2694</b>	
Inflationary Factor Applied to Maximum Rate	0.000%	3.000%	3.000%	
<b>2024/2025 Levy Per Parcel</b>	<b>\$636.74</b>	<b>\$463.20</b>	<b>\$542.26</b>	
<b>2024/2025 Total Levy</b>	<b>\$95,511.00</b>	<b>\$49,562.40</b>	<b>\$84,050.30</b>	<b>\$2,751,437.56</b>

## APPENDIX A – DISTRICT ASSESSMENT DIAGRAMS

The boundary maps/diagrams for the Districts by this reference are incorporated and made a part of this Report. The boundary maps/diagrams are on file in the office of the City Clerk where it is available for public inspection. The following map pages are for general location only and are not to be considered the official boundary maps.



District	Tract Name	Tract Number
1	Lewis	14064
2	Pearcock Palms	14472
3	Beuna Vista	14673
4	Palm Desert Dev.	18632
6	Fiesta Homes	23911
7	La Paz	26467
8	(Lighting only)	24299
9	CV Housing Coalition	23408
10	Plaza del Sol	36592
11	Loma Vista	22110
12	La Paz II	28374
13	Baron-Ziraick	28443
14	Pueblo de la Paz	29071
15	Cachanillas	30020
16	Tierra del Sol	30684
17	Rancho Las Flores	30498
18	Bella Canto	30728
19	Paseo de las Palmas	30354
20	Posada del Valle	30621
21	Loma Vista II	22110
22	Rancho de la Fe	30889
23	La Colonia	30871
24	La Paoma Estates	30910
25	Las Plumas	31376
27	Rancho Miraposa	30831
28	La Morada	30830
29	Somerset	31064
30	Navarra/Sundate I	31508
31	Los Jardines	31533
32	Aventine	31551
33	Vista Escondida	32264
34	Terra Bonita	31158
35	Bellissima	31978
36	Valencia	31698
37	Volk	31550
38	Rancho Cielo	31714
39	Sevilla	38084
40	Mariposa Pointe	32074

## **APPENDIX B – 2024/2025 PRELIMINARY ASSESSMENT ROLL**

Parcel identification, for each lot or parcel within the Districts, shall be the parcel as shown on the County Assessor Parcel Maps and/or the Riverside County Secured Tax Roll for the year in which this Report is prepared.

Non-assessable lots or parcels may include government owned land; public utility owned property, land principally encumbered with public right-of-way's or easements and dedicated common areas. These parcels will not be assessed.

A listing of parcels within the Districts, along with the proposed assessment amounts, has been submitted to the City Clerk, and by reference, are made part of this Report.

Upon approval of the Report, and confirmation of the assessments, the assessment information will be submitted to the County Auditor/Controller and included on the property tax roll in Fiscal Year 2024/2025. If the parcels or assessment numbers within the Districts and referenced in this Report, are re-numbered, re-apportioned or changed by the County Assessor's Office after approval of the Report, the new parcel or assessment numbers with the appropriate assessment amount will be submitted to the County Auditor/Controller. If the parcel change made by the County includes a parcel split, parcel merger or tax status change, the assessment amount submitted on the new parcels or assessment numbers will be based on the method of apportionment and levy amount approved in this Report by the City Council.





























































































































































































































































































**City of Coachella**  
**Landscaping and Lighting Maintenance District No's 1-4, 6-25 & 27-40**  
**Fiscal Year 2024/2025**  
**Preliminary Assessment Roll**

Fund Number	District Name	APN	Situs Address	EBU	Charge	Max Tax
68-0421	Landscaping and Lighting Maintenance District No. 40 (Mariposa Pointe)	779-301-005	NO SITUS AVAILABLE	1.00	542.26	542.27
68-0421	Landscaping and Lighting Maintenance District No. 40 (Mariposa Pointe)	779-301-006	NO SITUS AVAILABLE	1.00	542.26	542.27
68-0421	Landscaping and Lighting Maintenance District No. 40 (Mariposa Pointe)	779-301-007	NO SITUS AVAILABLE	1.00	542.26	542.27
68-0421	Landscaping and Lighting Maintenance District No. 40 (Mariposa Pointe)	779-301-008	NO SITUS AVAILABLE	1.00	542.26	542.27
68-0421	Landscaping and Lighting Maintenance District No. 40 (Mariposa Pointe)	779-301-009	NO SITUS AVAILABLE	1.00	542.26	542.27
68-0421	Landscaping and Lighting Maintenance District No. 40 (Mariposa Pointe)	779-301-010	NO SITUS AVAILABLE	1.00	542.26	542.27
68-0421	Landscaping and Lighting Maintenance District No. 40 (Mariposa Pointe)	779-301-011	NO SITUS AVAILABLE	1.00	542.26	542.27
68-0421	Landscaping and Lighting Maintenance District No. 40 (Mariposa Pointe)	779-301-012	NO SITUS AVAILABLE	1.00	542.26	542.27
68-0421	Landscaping and Lighting Maintenance District No. 40 (Mariposa Pointe)	779-301-013	NO SITUS AVAILABLE	1.00	542.26	542.27
68-0421	Landscaping and Lighting Maintenance District No. 40 (Mariposa Pointe)	779-301-014	NO SITUS AVAILABLE	1.00	542.26	542.27
68-0421	Landscaping and Lighting Maintenance District No. 40 (Mariposa Pointe)	779-301-015	NO SITUS AVAILABLE	1.00	542.26	542.27
68-0421	Landscaping and Lighting Maintenance District No. 40 (Mariposa Pointe)	779-301-016	NO SITUS AVAILABLE	1.00	542.26	542.27
68-0421	Landscaping and Lighting Maintenance District No. 40 (Mariposa Pointe)	779-301-017	NO SITUS AVAILABLE	1.00	542.26	542.27
68-0421	Landscaping and Lighting Maintenance District No. 40 (Mariposa Pointe)	779-301-018	NO SITUS AVAILABLE	1.00	542.26	542.27
68-0421	Landscaping and Lighting Maintenance District No. 40 (Mariposa Pointe)	779-301-019	NO SITUS AVAILABLE	1.00	542.26	542.27
68-0421	Landscaping and Lighting Maintenance District No. 40 (Mariposa Pointe)	779-301-020	NO SITUS AVAILABLE	1.00	542.26	542.27
68-0421	Landscaping and Lighting Maintenance District No. 40 (Mariposa Pointe)	779-301-021	NO SITUS AVAILABLE	1.00	542.26	542.27
68-0421	Landscaping and Lighting Maintenance District No. 40 (Mariposa Pointe)	779-301-022	NO SITUS AVAILABLE	1.00	542.26	542.27
<b>Total</b>				<b>5,424.00</b>	<b>\$2,751,437.56</b>	<b>\$3,279,592.42</b>
<b>Parcel Count</b>						<b>5,424.00</b>



**STAFF REPORT**  
**7/10/2024**

**TO:** Honorable Mayor and City Council Members

**FROM:** Celina Jimenez, Director of Economic Development

**SUBJECT:** Adopt Resolution No. 2024-36 Accepting and Approving the Recordation of a Deed Restriction with the State of California for the Bagdouma Park Swimming Pool Renovation Project and Authorize the City Manager to Execute the Deed Restriction

**STAFF RECOMMENDATION:**

Staff recommends that the City Council considers adopting Resolution No. 2024-36 accepting and approving the recordation of a Deed Restriction with the State of California for the Bagdouma Park Swimming Pool Renovation Project and authorize the City Manager to execute the Deed Restriction.

**BACKGROUND:**

On September 11, 2019, per City Council Resolution No. 2019-47, City Council authorized staff to submit an application to the State Department of Parks and Recreation for the Per Capita Grant Program for the Bagdouma Swimming Pool Renovation Project, and authorized the City Manager to execute the grant agreement. On November 27, 2023, the City Manager executed Amendment No. 1 to the Grant Agreement No. C9801490, for Project No. 18-33-034, in the amount of \$177,952, AND Amendment No. 1 to the Grant Agreement No. C9802201, for Project No. 18-33-035, in the amount of \$28,329 with the State of California Natural Resources Agency, Department of Parks and Recreation for the Project, effective July 1, 2018 to June 30, 2028. The project renovated the Bagdouma Park Swimming Pool through the construction and/or renovation of existing and new aquatic infrastructure.

**DISCUSSION/ANALYSIS:**

The State of California, by and through the Department of Parks and Recreation, is requesting that the City accept and record the Deed Restriction as required by the executed Grant agreement. The Deed Restriction recognizes that the City's General Plan identifies this site as a park and requires that the use remain consistent with the grant objective (park site) for a minimum of 30 years from the effective date of the Grant Agreement, referred therein as the contract performance period. The project was completed within the Bagdouma Park Swimming Pool Renovation Project.

**FISCAL IMPACT**

None.

**ATTACHMENTS:**

Attachment 1 – Resolution No. 2024-36

Attachment 2 – Deed Restriction with Exhibits

Attachment 3 – Contract Agreements and Amendment No. 1

**RESOLUTION NO. 2024-36****A RESOLUTION OF THE CITY COUNCIL OF THE CITY OF COACHELLA, CALIFORNIA ACCEPTING AND APPROVING THE RECORDATION OF A DEED RESTRICTION WITH THE STATE OF CALIFORNIA, BY AND THROUGH THE CALIFORNIA DEPARTMENT OF PARKS AND RECREATION, FOR THE BAGDOUMA PARK SWIMMING POOL RENOVATION PROJECT STATE OF CALIFORNIA, BY AND THROUGH THE DEPARTMENT OF PARKS AND RECREATION AND AUTHORIZING THE CITY MANAGER TO EXECUTE SAID DEED RESTRICTION**

**WHEREAS**, on September 11, 2019, per City Council Resolution No. 2019-47, City Council authorized staff to submit an application to the State Department of Parks and Recreation for the Per Capita Grant Program for the Bagdouma Swimming Pool Renovation Project, and authorized the City Manager to execute the grant agreement; and

**WHEREAS**, on April 22, 2022, the City Manager executed Grant Agreement No. C9801490, for Project No. 18-33-034, and Grant Agreement No. C9802201, for Project No. 18-33-035, with the State of California Department of Parks and Recreation for the Bagdouma Park Swimming Pool Renovation Project, effective July 1, 2018 through June 30, 2024; and

**WHEREAS**, on November 27, 2023, the City Manager executed Amendment No. 1 to Grant Agreement No. C9801490, for Project No. 18-33-034, and Grant Agreement No. C9802201, for Project No. 18-33-035, with the State of California Department of Parks and Recreation for the Bagdouma Park Swimming Pool Renovation Project, effective July 1, 2018 and extending the appropriation liquidation period to June 30, 2028; and

**WHEREAS**, The proposed project will improve Bagdouma Park Swimming Pool through the construction and/or renovation of existing and new swimming pool infrastructure elements; and

**WHEREAS**, the State of California, by and through the Department of Parks and Recreation, is requesting that the City accept and record the Deed Restriction as required by the executed Grant agreement; and

**WHEREAS**, the Deed Restriction recognizes that the City's General Plan identifies this site as a park and requires that the use remain consistent with the grant objective (park site) for a minimum of 30 years from the effective date of the Grant Agreement; and

**WHEREAS**, the project will be completed within the Bagdouma Park Swimming Pool project area; and

**WHEREAS**, City staff requests acceptance and approving the recordation of the Deed Restriction; and

**NOW, THEREFORE, THE CITY COUNCIL OF THE CITY OF THE CITY OF COACHELLA, CALIFORNIA, DOES RESOLVE, DECLARE, DETERMINE, AND ORDER AS FOLLOWS:**

**Section 1:** Accept and approve the recordation of a Deed Restriction with the State of California (attached as Attachment 2 to the Agenda Report), by and through the California Department of Parks and Recreation, for the Bagdouma Park Swimming Pool Renovation Project funded by the Per Capita Grant Program.

**Section 2:** Authorize the City Manager to execute said Deed Restriction.

**Section 3:** That the City Clerk shall certify to the passage and adoption of this Resolution and enter it into the book of original Resolutions.

**PASSED and ADOPTED this 10<sup>th</sup> day of July, 2024.**

\_\_\_\_\_  
Steven A. Hernandez  
Mayor

**ATTEST:**

\_\_\_\_\_  
Angela M. Zepeda  
City Clerk

**APPROVED AS TO FORM:**

\_\_\_\_\_  
Carlos Campos  
City Attorney

STATE OF CALIFORNIA            )  
COUNTY OF RIVERSIDE        ) ss.  
CITY OF COACHELLA            )

**I HEREBY CERTIFY** that the foregoing Resolution No. 2024-36 was duly adopted by the City Council of the City of Coachella at a regular meeting thereof, held on the 10<sup>th</sup> day of July 2024, by the following vote of Council:

AYES:

NOES:

ABSENT:

ABSTAIN:

---

Delia Granados  
Deputy City Clerk



# Deed Restriction

RECORDING REQUESTED BY:  
California Department of Parks and Recreation  
Office of Grants and Local Services

WHEN RECORDED MAIL TO:  
Office of Grants and Local Services  
PO Box 942896  
Sacramento, CA 94296-0001  
Attn: Sara Schlusser

SPACE ABOVE THIS LINE RESERVED FOR RECORDER'S USE

## DEED RESTRICTION

### EXEMPT—NO FEE REQUIRED

Cal. Gov. Code § 27383 & 27388.1(a)(2)(D)  
Recorded for the Benefit of the City of Coachella

- I. WHEREAS, City of Coachella (hereinafter referred to as “Owner(s)”) is/are recorded owner(s) of the real property described in Exhibit A, attached and incorporated herein by reference (hereinafter referred to as the “Property”); and
- II. WHEREAS, the California Department of Parks and Recreation (hereinafter referred to as “DPR”) is a public agency created and existing under the authority of section 5001 of the California Public Resources Code (hereinafter referred to as the “PRC”). And
- III. WHEREAS, Owner(s) (or Grantee) applied to DPR for grant funds available pursuant to the California Drought, Water, Parks, Climate, Coastal Protection, and Outdoor Access for All of 2018 Parks Bond Act, 2018 Parks Bond Act Per Capita Program to Renovate existing aquatic center on the Property; and
- IV. WHEREAS, on July 1, 2020, DPR’s Office of Grants and Local Services conditionally approved Grant 18-33-034, (hereinafter referred to as “Grant”) to Renovate existing aquatic center on the Property, subject to, among other conditions, recordation of this Deed Restriction on the Property; and
- V. WHEREAS, but for the imposition of the Deed Restriction condition of the Grant, the Grant would not be consistent with the public purposes of the 2018 Parks Bond Act, 2018 Parks Bond Act

Per Capita Program and the funds that are the subject of the Grant could therefore not have been granted;  
and

VI. WHEREAS, Owner(s) has/ve elected to comply with the Deed Restriction of the Grant, so as to enable Owner(s), to receive the Grant funds and perform the work described in the Grant;

NOW, THEREFORE, in consideration of the issuance of the Grant funds by DPR, the undersigned Owner(s) for himself/herself/themselves and for his/her/their heirs, assigns, and successors-in-interest, hereby irrevocably covenant(s) with DPR that the condition of the grant (set forth at paragraph(s) 1 through 5 and in Exhibit B hereto) shall at all times on and after the date on which this Deed Restriction is recorded constitute for all purposes covenants, conditions and restrictions on the use and enjoyment of the Property that are hereby attached to the deed to the Property as fully effective components thereof.

1. DURATION. (a) This Deed Restriction shall remain in full force and effect and shall bind Owner(s) and all his/her/their assigns or successors-in-interest for the period running from July 1, 2018 through June 30, 2048.

2. TAXES AND ASSESSMENTS. It is intended that this Deed Restriction is irrevocable and shall constitute an enforceable restriction within the meaning of a) Article XIII, section 8, of the California Constitution; and b) section 402.1 of the California Revenue and Taxation Code or successor statute. Furthermore, this Deed Restriction shall be deemed to constitute a servitude upon and burden to the Property within the meaning of section 3712(d) of the California Revenue and Taxation Code, or successor statute, which survives a sale of tax-deeded property.

3. RIGHT OF ENTRY. DPR or its agent or employees may enter onto the Property at times reasonably acceptable to Owner(s) to ascertain whether the use restrictions set forth above are being observed.

4. REMEDIES. Any act, conveyance, contract, or authorization by Owner(s) whether written or oral which uses or would cause to be used or would permit use of the Property contrary to the terms of this Deed Restriction will be deemed a violation and a breach hereof. DPR may pursue any and

all available legal and/or equitable remedies to enforce the terms and conditions of this Deed Restriction up to and including a lien sale of the property. In the event of a breach, any forbearance on the part of DPR to enforce the terms and provisions hereof shall not be deemed a waiver of enforcement rights regarding any subsequent breach.

5. SEVERABILITY. If any provision of these restrictions is held to be invalid, or for any reason becomes unenforceable, no other provision shall be affected or impaired.

Dated: \_\_\_\_\_, 2024

Owner(s) Name(s): City of Coachella

Signed: \_\_\_\_\_

GABRIEL D. MARTIN, City Manager

PRINT/TYPE NAME & TITLE OF ABOVE  
(GRANTEE'S AUTHORIZED REPRESENTATIVE)

Signed: \_\_\_\_\_

PRINT/TYPE NAME & TITLE OF ABOVE  
(ADDITIONAL SIGNATURE, AS REQUIRED)

\*\*NOTARY ACKNOWLEDGEMENT ON THE NEXT PAGE\*\*

A notary public or other officer completing this certificate verifies only the identity of the individual who signed the document to which this certificate is attached, and not the truthfulness, accuracy, or validity of that document.

**ACKNOWLEDGMENT**

State of California )  
 )  
County of \_\_\_\_\_)

On \_\_\_\_\_ before me, \_\_\_\_\_, a Notary Public,  
personally appeared \_\_\_\_\_, who proved to me on the basis of  
satisfactory evidence to be the person(s) whose name(s) is/are subscribed to the within instrument and  
acknowledged to me that he/she/they executed the same in his/her/their authorized capacity(ies), and that  
by his/her/their signature(s) on the instrument the person(s), or the entity upon behalf of which the  
person(s) acted, executed the instrument.

I certify under PENALTY OF PERJURY under the laws of the State of California that the  
foregoing paragraph is true and correct.

WITNESS my hand and official seal.

Signature \_\_\_\_\_ (Seal)

**Exhibit A**  
**Legal Description of Property**




Order No.  
Escrow No.  
Loan No.

WHEN RECORDED MAIL TO:

City of Coachella  
City Clerk's Office  
1515 Sixth Street  
Coachella, CA 92236

DOC # 2001-283013  
08/21/2001 08:00A Fee:NC  
Page 1 of 4  
Recorded in Official Records  
County of Riverside  
Gary L. Orso  
Assessor, County Clerk & Recorder



DOCUMENTARY TRANSFER TAX \$ No Consideration  
..... Computed on the consideration or value of property conveyed; OR  
..... Computed on the consideration or value less liens or encumbrance remaining at time of sale.

M	S	U	PAGE	SIZE	DA	PCOR	NOCOR	SMF	MISC.
	1		4						
A	R	L							

### GRANT DEED

M  
DL

FOR A VALUABLE CONSIDERATION, receipt of which is hereby acknowledged,  
COACHELLA HOUSING INVESTORS, L.P., a California Limited Partnership  
hereby GRANT(S) to The City of Coachella

the real property in the City of Coachella  
County of Riverside, State of California, described as

As per Exhibit "A" Attached hereto

Dated January 5<sup>th</sup>, 2001

COACHELLA HOUSING INVESTORS, L.P.,  
a California limited partnership


STATE OF CALIFORNIA }  
COUNTY OF Los Angeles } ss.  
On January 5, 2001 before me,  
Josefina Cervantes  
personally appeared John Clem

By: TELACU Homes, Inc.,  
a California nonprofit public benefit corp.  
General Partner

By: John Clem

personally known to me (or proved to me on the basis of satisfactory evidence) to be the person(s) whose name(s) is/are subscribed to the within instrument and acknowledged to me that he/she/they executed the same in his/her/their authorized capacity(ies), and that by his/her/their signature(s) on the instrument the person(s) or the entity upon behalf of which the person(s) acted, executed the instrument.

WITNESS my hand and official seal.  
Signature [Signature]



(This area for official notarial seal)

MAIL TAX STATEMENTS TO:

Exhibit

RESOLUTION NO. 2001-18

ADOPT A RESOLUTION OF THE CITY COUNCIL OF THE CITY OF COACHELLA, CALIFORNIA, ACCEPTING "GRANT DEED" FOR STREET RIGHT-OF-WAY PURPOSES FROM COACHELLA HOUSING INVESTORS, L.P., A CALIFORNIA LIMITED PARTNERSHIP

WHEREAS, Coachella Housing Investors, L.P., a California Limited Partnership, has presented to the City Council of the City of Coachella a "Grant Deed" for street right-of-way purposes in the City of Coachella, County of Riverside, State of California, as described in the attached "Grant Deed"; and

WHEREAS, the City Council desires to accept said "Grant Deed"; and

NOW, THEREFORE, BE IT RESOLVED, that this Council does hereby accept the "Grant Deed", and that the City Clerk of the City of Coachella is hereby ordered and directed to certify to the passage of this Resolution and to attach a certified copy of same to said "Grant Deed" and forward to the County Recorder's Office for recordation.

DULY PASSED AND ADOPTED this 25th day of April, 2001, by the following vote:

AYES: Councilman De Lara, Councilwoman Montenegro, Mayor Dominguez

NOES: None

ABSENT: Mayor Pro-Tem Contreras, Councilman Ramirez

ABSTAIN: None

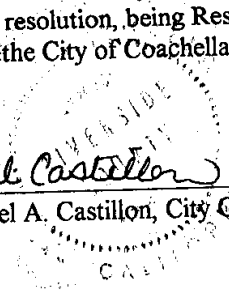
*Lupe Dominguez*  
Lupe Dominguez Mayor

ATTEST:

*Isabel Castillon*  
Isabel A. Castillon, City Clerk

I hereby certify that the foregoing is a true and correct copy of a resolution, being Resolution No. 2001-18, duly passed and adopted by a roll call vote of the City Council of the City of Coachella, California, at a regular meeting held this 25th day of April, 2001.

*Isabel Castillon*  
Isabel A. Castillon, City Clerk



2001-283013  
06/21/2001 08:09A  
2 of 4



**EXHIBIT "A"**

**LEGAL DESCRIPTION**

That portion of the North Half of the North Half of the Southeast Quarter of Section 6, Township 6 South, range 8 East, San Bernardino Base and Meridian, as shown by United States Government Survey, approved July 15, 1854, and particularly described as follows:

Beginning at the Southwest Corner of said parcel of land; Thence North along the West line thereof, 10 feet; Thence East parallel with the South line, 30 feet; Thence South, parallel with the West line 10 feet; Thence West 30 feet to the Point of Beginning.



2001-283013  
06/21/2001 08:00A  
4 of 4

365330

Order No.  
Escrow No.  
Loan No.

WHEN RECORDED MAIL TO:  
Coachella Valley Recreation  
and Park District  
45-116 Commerce St.  
Indio, CA 92201

RECEIVED FOR RECORD  
AT 8:00 O'CLOCK

SEP 29 1992

Recorded in County of Riverside  
Page 5  
*[Signature]*

SPACE ABOVE THIS LINE FOR RECORDER'S USE

MAIL TAX STATEMENTS TO:

DOCUMENTARY TRANSFER TAX Exempt Entity

..... Computed on the consideration or value of property conveyed; OR  
..... Computed on the consideration or value less liens or encumbrances  
remaining at time of sale.

Signature of Deed Grantor or Agent determining tax - Firm Name

### GRANT DEED

FOR A VALUABLE CONSIDERATION, receipt of which is hereby acknowledged,

City of Coachella

hereby GRANT(S) to COACHELLA VALLEY RECREATION AND PARK DISTRICT, a political  
subdivision of the State of California

the real property in the City of Coachella  
County of Riverside

, State of California, described as

See Exhibit "A" attached hereto.

Said land shall be used exclusively for public park and recreational  
purposes and shall revert to the City of Coachella upon an  
occurrence of any one of the following events:

- (a) Any transfer or encumbrance of the land by the district except  
as required for the construction of a community center  
on said land; or
- (b) Any default by the district in its obligation to provide  
public park and recreational facilities and services on said land to  
the City of Coachella; or
- (c) Any failure to commence construction of a community center and related  
facilities not later than December 31, 1994; and
- (d) Any failure to utilize the land for public park and recreational  
purposes which directly benefit the residents of the City of Coachella.

Dated September 3, 1992

STATE OF CALIFORNIA  
COUNTY OF \_\_\_\_\_

On \_\_\_\_\_  
before me, the undersigned, a Notary Public in and for said State, per-  
sonally appeared \_\_\_\_\_

personally known to me (or proved to me on the basis of satisfactory  
evidence) to be the person(s) whose name(s) is/are subscribed to the  
within instrument and acknowledged to me that he/she/they executed  
the same.

WITNESS my hand and official seal.

Signature \_\_\_\_\_

Form 3199

City of Coachella, California

By: *[Signature]*

Name: Gregorio Cervantes

Title: Mayor

Attest: *[Signature]*

Julia S. Dixon  
Deputy City Clerk

(This area for official notarial seal)

MAIL TAX STATEMENTS AS DIRECTED ABOVE

**ALL-PURPOSE ACKNOWLEDGMENT**

365330

NO 208

State of California  
County of Riverside

On Sept. 3, 1992 before me Linda Garza Garza (name, title of officer), personally appeared Gregorio Cervantes and Julia S. Dixon personally known to me — OR —  proved to me on the basis of satisfactory evidence to be the person(s) whose name(s) ~~is/are~~ subscribed to the within instrument and acknowledged to me that ~~he/she/they~~ executed the same instrument ~~in~~ their authorized capacity(ies), and that by ~~his/her/their~~ signature(s) on the instrument the person(s), or the entity upon behalf of which the person(s) acted, executed the instrument.

WITNESS my hand and official seal.



*Linda Garza Garza*  
Signature

**CAPACITY CLAIMED BY SIGNER**

- INDIVIDUAL SIGNING FOR ONESELF/HERSELF/ITSELF
- CORPORATE OFFICER: Mayor & Deputy City Clerk  
City of Coachella  
CITY
- PARTNER: \_\_\_\_\_  
PARTNERSHIP
- ATTORNEY IN FACT: \_\_\_\_\_  
PRINCIPAL
- TRUSTEE: \_\_\_\_\_  
TRUST
- OTHER: \_\_\_\_\_  
TITLE:
- \_\_\_\_\_ TITLE:
- \_\_\_\_\_ ENTITY(ES) REPRESENTED
- \_\_\_\_\_ ENTITY(ES) REPRESENTED

Item 25.





**J. F. Davidson Associates, Inc.**  
ENGINEERS, ARCHITECTS, PLANNERS, SURVEYORS, AND APPRAISERS

365330

WO 92-12770

August 12, 1992

**COACHELLA VALLEY RECREATION AND PARK DISTRICT  
BAGDOUMA PARK**

**PARCEL A:**

That portion of the Southwest one-quarter of the Southwest one-quarter of the Southeast one-quarter of Section 6, Township 6 South, Range 8 East, S.B.M., City of Coachella, Riverside County, California, being described as follows:

Commencing at the Southeast corner of said Southwest one-quarter of the Southwest one-quarter of the Southeast one-quarter, also being the centerline intersection of 52nd Avenue and Douma Street:

Thence N.00°12'48"E. along the Easterly line of said Southwest one-quarter of the Southwest one-quarter of the Southeast one-quarter, also being the centerline of said Douma Street, a distance of 176.00 feet:

Thence N.89°57'32"W., a distance of 30.00 feet to a line parallel with and 30.00 feet Westerly, measured at right angles, to said Easterly line to the Point of Beginning, herein referred to as Point "A";

Thence continuing N.89°57'32"W., a distance of 133.09 feet:

Thence N.00°12'48"E., a distance of 85.63 feet:

Thence N.89°57'32"W., a distance 38.12 feet:

Thence N.00°12'48"E., a distance of 27.81 feet:

Thence N.89°57'32"W., a distance of 18.87 feet:

Thence N.00°12'48"E., a distance of 70.13 feet:

Thence N.44°33'42"W., a distance of 14.59 feet:

Thence N.89°57'32"W., a distance of 181.57 feet:

Thence N.00°12'48"E., a distance of 270.00 feet, herein referred to as Point "B";

Thence S.89°57'32"E., a distance of 351.94 feet to said parallel line:

Thence S.00°12'48"W., a distance of 463.96 feet to the Point of Beginning.

The above described Parcel "A" contains 3.09 acres, more or less.

**PARCEL "B"**

Being a non-exclusive access easement for ingress and egress over that portion of the Southwest one-quarter of the Southwest one-quarter of the Southeast one-quarter of Section 6, Township 6 South, Range 8 East, S.B.M., City of Coachella, Riverside County, California, being described as follows:

Corporate Headquarters • 3880 Lemon Street, Suite 300 • P O Box 493 • Riverside, CA 92502 • 714/686-0844 • FAX 714/686-5954

♻️ PRINTED ON RECYCLED PAPER

**EXHIBIT A**

365330

CVRP BAGDOUMA PARK  
August 12, 1992  
Page 2

Beginning at said Point "A":

Thence N.89°57'32"W., a distance of 133.09 feet:

Thence N.00°12'48"E., a distance of 85.63 feet:

Thence N.89°57'32"W., a distance 38.12 feet:

Thence N.00°12'48"E., a distance of 27.81 feet:

Thence N.89°57'32"W., a distance of 18.87 feet:

Thence S.00°12'48"W., a distance of 216.00 feet:

Thence S.89°57'32"E., a distance of 190.09 feet, to a line parallel with and 30.00 feet Westerly, measured at right angles, to the Easterly line of said Southwest one-quarter of the Southwest one-quarter of the Southeast one-quarter;

Thence N.00°12'48"E. along said parallel line, a distance of 102.56 feet to the Point of Beginning.

The above described Parcel "B" contains 0.57 acres, more or less.

**PARCEL "C"**

Being a non-exclusive 30.00 foot wide strip access easement for ingress and egress over that portion of the Southwest one-quarter of the Southwest one-quarter of the Southeast one-quarter of Section 6, Township 6 South, Range 8 East, S.B.M., City of Coachella, Riverside County, California, with the Northerly line of said 30.00 foot wide strip being described as follows:

Beginning at said Point "B":

Thence N.89°57'32"W. to the Westerly line of said Southwest one-quarter of the Southwest one-quarter of the Southeast one-quarter.

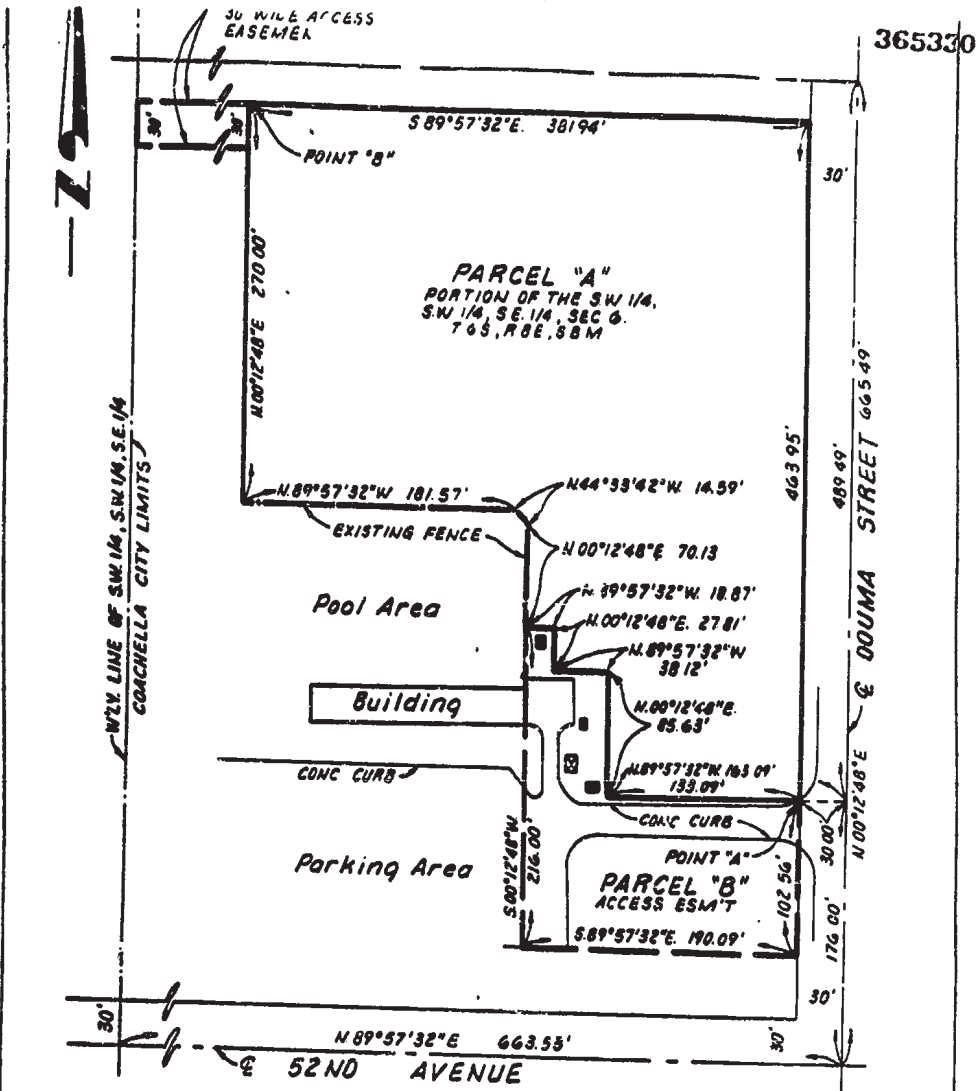
J.F. DAVIDSON ASSOCIATES, INC.  
Prepared under the supervision of:

Marissa Crowther 8-12-92  
Marissa Crowther Date



MC/OR:eg.gb3

EXHIBIT A



- INDICATES VAULT
- INDICATES ELECTRICAL BOX

J.F. DAVIDSON ASSOCIATES, INC.

THIS PLAT IS SOLELY AN AID IN LOCATING THE PARCEL(S) DESCRIBED IN THE ATTACHED DOCUMENT. IT IS NOT A PART OF THE WRITTEN DESCRIPTION THEREIN.

SHEET 1 OF 1

92-12770 (P)

SCALE: 1" = 80'

DRAWN BY: GR DATE: 8/11/92

SUBJECT: CVPR / BAGOUMA PARK

EXHIBIT A

**Exhibit B**  
**Fully Executed Grant Contract**

State of California - Natural Resources Agency  
DEPARTMENT OF PARKS AND RECREATION

**GRANT CONTRACT**  
**2018 Parks Bond Act**  
**Per Capita Grant Program**

GRANTEE City of Coachella

THE PROJECT PERFORMANCE PERIOD is from July 01, 2018 through June 30, 2024


CONTRACT PERFORMANCE PERIOD is from July 01, 2018 through June 30, 2048

The GRANTEE agrees to the terms and conditions of this Contract, and the State of California, acting through its Director of the Department of Parks and Recreation, pursuant to the State of California, agrees to fund the total State grant amount indicated below.

The GRANTEE agrees to complete the GRANT SCOPE(s) as defined in the GRANT SCOPE/Cost Estimate Form or acquisition documentation for the application(s) filed with the State of California.

The General and Special Provisions attached are made a part of and incorporated into the Contract.


City of Coachella

By   
(Signature of Authorized Representative)

Title City Manager

Date 4/18/22

STATE OF CALIFORNIA  
DEPARTMENT OF PARKS AND RECREATION

DocuSigned by:  
  
7009862C771E404...  
Date 4/20/2022

**CERTIFICATION OF FUNDING**  
**(For State Use Only)**

CONTRACT NO C9801490	AMENDMENT NO	FISCAL SUPPLIER I.D. 0000012569			PROJECT NO. 18-33-034
AMOUNT ENCUMBERED BY THIS DOCUMENT \$177,952.00		FUND. Drought, Water, Cln Air, Cstl Protc, Outdoor Fund			
PRIOR AMOUNT ENCUMBERED FOR THIS CONTRACT		ITEM 3790-101-6088	CHAPTER 29	STATUTE 18	FISCAL YEAR 2021/22
TOTAL AMOUNT ENCUMBERED TO DATE \$ 177,952.00		Reporting Structured. 37900091	Account/Alt Account. 5432000-5432000000	ACTIVITY CODE 69801	PROJECT / WORK PHASE

## I. RECITALS

This CONTRACT is entered into between the California Department of Parks and Recreation (hereinafter referred to as "GRANTOR," "DEPARTMENT" or "STATE") and City of Coachella (hereinafter referred to as "GRANTEE").

The DEPARTMENT hereby grants to GRANTEE a sum (also referred to as "GRANT MONIES") not to exceed \$177,952, subject to the terms and conditions of this AGREEMENT and the 2018/19 California State Budget, Chapter 29, statutes of 2018, Item number – 3790-101-6088 (appropriation chapter and budget item number hereinafter referred to as "PER CAPITA GRANT"). These funds shall be used for completion of the GRANT SCOPE(S).

The Grant Performance Period is from July 01, 2018 to June 30, 2024.

## II. GENERAL PROVISIONS

### A. Definitions

As used in this CONTRACT, the following words shall have the following meanings:

1. The term "ACT" means the California Drought, Water, Parks Climate, Coastal Protection, and Outdoor Access for All Act of 2018, as referred to in section I of this CONTRACT.
2. The term "APPLICATION" means the individual project APPLICATION packet for a project pursuant to the enabling legislation and/or grant program process guide requirements.
3. The term "DEPARTMENT" or "STATE" means the California Department of Parks and Recreation.
4. The term "DEVELOPMENT" means capital improvements to real property by means of, but not limited to, construction, expansion, and/or renovation, of permanent or fixed features of the property.
5. The term "GRANTEE" means the party described as the GRANTEE in Section I of this CONTRACT.
6. The term "GRANT SCOPE" means the items listed in the GRANT SCOPE/Cost Estimate Form or acquisition documentation found in each of the APPLICATIONS submitted pursuant to this grant.
7. The term "PROCEDURAL GUIDE" means the document identified as the "Procedural Guide for California Drought, Water, Parks, Climate, Coastal Protection, and Outdoor Access For All Act of 2018 Per Capita Program." The



PROCEDURAL GUIDE provides the procedures and policies controlling the administration of the grant.

## B. Project Execution

1. Subject to the availability of GRANT MONIES, the STATE hereby grants to the GRANTEE a sum of money not to exceed the amount stated in Section I of this CONTRACT, in consideration of, and on condition that, the sum be expended in carrying out the purposes as set forth in the scope described in the enabling legislation and referenced in the APPLICATION, Section I of this CONTRACT, and under the terms and conditions set forth in this CONTRACT.

The GRANTEE shall assume any obligation to furnish any additional funds that may be necessary to complete the GRANT SCOPE(S).

The GRANTEE agrees to submit any change or alteration from the original GRANT SCOPE(S) in writing to the STATE for prior approval. This applies to any and all changes that occur after STATE has approved the APPLICATION. Changes in the GRANT SCOPE(S) must be approved in writing by the STATE.

2. The GRANTEE shall complete the GRANT SCOPE(S) in accordance with the time of the Performance Period set forth in Section I of this CONTRACT, and under the terms and conditions of this CONTRACT.
3. The GRANTEE shall comply with the California Environmental Quality Act (Public Resources Code, Section 21000, et seq., Title 14, California Code of Regulations, Section 15000 et seq.).
4. The GRANTEE shall comply with all applicable current laws and regulations affecting DEVELOPMENT projects, including, but not limited to, legal requirements for construction contracts, building codes, health and safety codes, and laws and codes pertaining to individuals with disabilities, including but not limited to the Americans With Disabilities Act of 1990 (42 U.S.C. §12101 et seq.) and the California Unruh Act (California Civil Code §51 et seq.).

## C. Project Costs

1. GRANTEE agrees to abide by the PROCEDURAL GUIDE.
2. GRANTEE acknowledges that STATE may make reasonable changes to its procedures as set forth in the PROCEDURAL GUIDE. If STATE makes any changes to its procedures and guidelines, STATE agrees to notify GRANTEE within a reasonable time.

## D. Project Administration

1. If GRANT MONIES are advanced for DEVELOPMENT projects, the advanced funds shall be placed in an interest bearing account until expended. Interest earned on the advanced funds shall be used on the project as approved by the STATE. If grant monies are advanced and not expended, the unused portion of the

grant and any interest earned shall be returned to the STATE within 60 days after project completion or end of the Grant Performance Period, whichever is earlier.

2. The GRANTEE shall submit written project status reports within 30 calendar days after the STATE has made such a request. In any event, the GRANTEE shall provide the STATE a report showing total final project expenditures within 60 days of project completion or the end of the grant performance period, whichever is earlier. The Grant Performance Period is identified in Section I of this CONTRACT.
3. The GRANTEE shall make property or facilities acquired and/or developed pursuant to this contract available for inspection upon request by the STATE.

#### **E. Project Termination**

1. Project Termination refers to the non-completion of a GRANT SCOPE. Any grant funds that have not been expended by the GRANTEE shall revert to the STATE.
2. The GRANTEE may unilaterally rescind this CONTRACT at any time prior to the commencement of the project. The commencement of the project means the date of the letter notifying GRANTEE of the award or when the funds are appropriated, whichever is later. After project commencement, this CONTRACT may be rescinded, modified or amended only by mutual agreement in writing between the GRANTEE and the STATE, unless the provisions of this CONTRACT provide that mutual agreement is not required.
3. Failure by the GRANTEE to comply with the terms of the (a) PROCEDURAL GUIDE, (b) any legislation applicable to the ACT, (c) this CONTRACT as well as any other grant contracts, specified or general, that GRANTEE has entered into with STATE, may be cause for suspension of all obligations of the STATE unless the STATE determines that such failure was due to no fault of the GRANTEE. In such case, STATE may reimburse GRANTEE for eligible costs properly incurred in performance of this CONTRACT despite non-performance of the GRANTEE. To qualify for such reimbursement, GRANTEE agrees to mitigate its losses to the best of its ability.
4. Any breach of any term, provision, obligation or requirement of this CONTRACT by the GRANTEE shall be a default of this CONTRACT. In the case of any default by GRANTEE, STATE shall be entitled to all remedies available under law and equity, including but not limited to: a) Specific Performance; b) Return of all GRANT MONIES; c) Payment to the STATE of the fair market value of the project property or the actual sales price, whichever is higher; and d) Payment to the STATE of the costs of enforcement of this CONTRACT, including but not limited to court and arbitration costs, fees, expenses of litigation, and reasonable attorney fees.
5. The GRANTEE and the STATE agree that if the GRANT SCOPE includes DEVELOPMENT, final payment may not be made until the work described in the GRANT SCOPE is complete and the GRANT PROJECT is open to the public.

#### **F. Budget Contingency Clause**

If funding for any fiscal year is reduced or deleted by the budget act for purposes of this program, the STATE shall have the option to either cancel this contract with no liability occurring to the STATE, or offer a CONTRACT amendment to GRANTEE to reflect the reduced grant amount. This Paragraph shall not require the mutual agreement as addressed in Paragraph E, provision 2, of this CONTRACT.

#### **G. Hold Harmless**

1. The GRANTEE shall waive all claims and recourse against the STATE including the right to contribution for loss or damage to persons or property arising from, growing out of or in any way connected with or incident to this CONTRACT except claims arising from the concurrent or sole negligence of the STATE, its officers, agents, and employees.
2. The GRANTEE shall indemnify, hold harmless and defend the STATE, its officers, agents and employees against any and all claims, demands, damages, costs, expenses or liability costs arising out of the ACQUISITION, DEVELOPMENT, construction, operation or maintenance of the property described as the project which claims, demands or causes of action arise under California Government Code Section 895.2 or otherwise except for liability arising out of the concurrent or sole negligence of the STATE, its officers, agents, or employees.
3. The GRANTEE agrees that in the event the STATE is named as codefendant under the provisions of California Government Code Section 895 et seq., the GRANTEE shall notify the STATE of such fact and shall represent the STATE in the legal action unless the STATE undertakes to represent itself as codefendant in such legal action in which event the GRANTEE agrees to pay the STATE's litigation costs, expenses, and reasonable attorney fees.
4. The GRANTEE and the STATE agree that in the event of judgment entered against the STATE and the GRANTEE because of the concurrent negligence of the STATE and the GRANTEE, their officers, agents, or employees, an apportionment of liability to pay such judgment shall be made by a court of competent jurisdiction. Neither party shall request a jury apportionment.
5. The GRANTEE shall indemnify, hold harmless and defend the STATE, its officers, agents and employees against any and all claims, demands, costs, expenses or liability costs arising out of legal actions pursuant to items to which the GRANTEE has certified. The GRANTEE acknowledges that it is solely responsible for compliance with items to which it has certified.

#### **H. Financial Records**

1. The GRANTEE shall maintain satisfactory financial accounts, documents, including loan documents, and all other records for the project and to make them available to the STATE for auditing at reasonable times. The GRANTEE also agrees to retain such financial accounts, documents and records for five years following project

termination or issuance of final payment, whichever is later.

2. The GRANTEE shall keep such records as the STATE shall prescribe, including records which fully disclose (a) the disposition of the proceeds of STATE funding assistance, (b) the total cost of the project in connection with such assistance that is given or used, (c) the amount and nature of that portion of the project cost supplied by other sources, and (d) any other such records that will facilitate an effective audit.
3. The GRANTEE agrees that the STATE shall have the right to inspect and make copies of any books, records or reports pertaining to this contract or matters related thereto during regular office hours. The GRANTEE shall maintain and make available for inspection by the STATE accurate records of all of its costs, disbursements and receipts with respect to its activities under this contract. Such accounts, documents, and records shall be retained by the GRANTEE for at least five years following project termination or issuance of final payment, whichever is later.
4. The GRANTEE shall use a generally accepted accounting system.

**i. Use of Facilities**

1. The GRANTEE agrees that the GRANTEE shall operate and maintain the property acquired or developed with the GRANT MONIES, for the duration of the Contract Performance Period.
2. The GRANTEE agrees that, during the Contract Performance Period, the GRANTEE shall use the property acquired or developed with GRANT MONIES under this contract only for the purposes of this grant and no other use, sale, or other disposition or change of the use of the property to one not consistent with its purpose shall be permitted except as authorized by the STATE and the property shall be replaced with property of equivalent value and usefulness as determined by the STATE.
3. The property acquired or developed may be transferred to another entity if the successor entity assumes the obligations imposed under this CONTRACT and with the approval of STATE.
4. Any real Property (including any portion of it or any interest in it) may not be used as security for any debt or mitigation, without the written approval of the STATE provided that such approval shall not be unreasonably withheld as long as the purposes for which the Grant was awarded are maintained. Any such permission that is granted does not make the STATE a guarantor or a surety for any debt or mitigation, nor does it waive the STATE'S rights to enforce performance under the Grant CONTRACT.

5. All real property, or rights thereto, acquired with GRANT MONIES shall be subject to an appropriate form of restrictive title, rights, or covenants approved by the STATE. If the project property is taken by use of eminent domain, GRANTEE shall reimburse STATE an amount at least equal to the amount of GRANT MONIES received from STATE or the pro-rated full market value of the real property, including improvements, at the time of sale, whichever is higher.
6. If eminent domain proceedings are initiated against GRANTEE, GRANTEE shall notify STATE within 10 days of receiving the complaint.

#### **J. Nondiscrimination**

1. The GRANTEE shall not discriminate against any person on the basis of sex, race, color, national origin, age, religion, ancestry, sexual orientation, or disability in the use of any property or facility developed pursuant to this contract.
2. The GRANTEE shall not discriminate against any person on the basis of residence except to the extent that reasonable differences in admission or other fees may be maintained on the basis of residence and pursuant to law.
3. All facilities shall be open to members of the public generally, except as noted under the special provisions of this project contract or under provisions of the enabling legislation and/or grant program.

#### **K. Severability**

If any provision of this CONTRACT or the application thereof is held invalid, that invalidity shall not affect other provisions or applications of the CONTRACT which can be given effect without the invalid provision or application, and to this end the provisions of this CONTRACT are severable.

#### **L. Liability**

1. STATE assumes no responsibility for assuring the safety or standards of construction, site improvements or programs related to the GRANT SCOPE. The STATE'S rights under this CONTRACT to review, inspect and approve the GRANT SCOPE and any final plans of implementation shall not give rise to any warranty or representation that the GRANT SCOPE and any plans or improvements are free from hazards or defects.
2. GRANTEE will secure adequate liability insurance, performance bond, and/or other security necessary to protect the GRANTEE's and STATE'S interest against poor workmanship, fraud, or other potential loss associated with completion of the grant project.

#### **M. Assignability**

Without the written consent of the STATE, the GRANTEE'S interest in and responsibilities under this CONTRACT shall not be assignable by the GRANTEE either in whole or in part.

**N. Use of Grant Monies**

GRANTEE shall not use any grant funds (including any portion thereof) for the purpose of making any leverage loan, pledge, promissory note or similar financial device or transaction, without: 1) the prior written approval of the STATE; and 2) any financial or legal interests created by any such leverage loan, pledge, promissory note or similar financial device or transaction in the project property shall be completely subordinated to this CONTRACT through a Subordination Agreement provided and approved by the STATE, signed by all parties involved in the transaction, and recorded in the County Records against the fee title of the project property.

**O. Section Headings**

The headings and captions of the various sections of this CONTRACT have been inserted only for the purpose of convenience and are not a part of this CONTRACT and shall not be deemed in any manner to modify, explain, or restrict any of the provisions of this CONTRACT.

**P. Waiver**

Any failure by a party to enforce its rights under this CONTRACT, in the event of a breach, shall *not* be construed as a waiver of said rights; and the waiver of any breach under this CONTRACT shall *not* be construed as a waiver of any subsequent breach.

City of Coachella  
GRANTEE

By:   
Signature of Authorized Representative

Title: City Manager

Date: 04/18/2022

STATE OF CALIFORNIA  
DEPARTMENT OF PARKS AND RECREATION

By:   
7009862C771F404...

Date: 4/20/2022



State of California - Natural Resources Agency  
DEPARTMENT OF PARKS AND RECREATION

**GRANT CONTRACT**  
**2018 Parks Bond Act**  
**Per Capita Grant Program**

GRANTEE City of Coachella

THE PROJECT PERFORMANCE PERIOD is from July 01, 2018 through June 30, 2024

CONTRACT PERFORMANCE PERIOD is from July 01, 2018 through June 30, 2038

The GRANTEE agrees to the terms and conditions of this Contract, and the State of California, acting through its Director of the Department of Parks and Recreation, pursuant to the State of California, agrees to fund the total State grant amount indicated below.

The GRANTEE agrees to complete the GRANT SCOPE(s) as defined in the GRANT SCOPE/Cost Estimate Form or acquisition documentation for the application(s) filed with the State of California.

The General and Special Provisions attached are made a part of and incorporated into the Contract.


City of Coachella

By   
(Signature of Authorized Representative)

Title City Manager

Date 4/18/22

STATE OF CALIFORNIA  
DEPARTMENT OF PARKS AND RECREATION

By   
DocuSigned by:  
7009862C771F404...

Date 4/20/2022

**CERTIFICATION OF FUNDING**  
**(For State Use Only)**

CONTRACT NO C9802201	AMENDMENT NO	FISCAL SUPPLIER I.D. 0000012569			PROJECT NO. 18-33-035
AMOUNT ENCUMBERED BY THIS DOCUMENT \$28,329.00		FUND. Drought, Water, Cln Air, Cstl Protc, Outdoor Fund			
PRIOR AMOUNT ENCUMBERED FOR THIS CONTRACT		ITEM 3790-101-6088	CHAPTER 23	STATUTE 19	FISCAL YEAR 2021/22
TOTAL AMOUNT ENCUMBERED TO DATE \$28,329.00		Reporting Structured. 37900091	Account/Alt Account. 5432000-5432000000	ACTIVITY CODE 69803	PROJECT / WORK PHASE

## I. RECITALS

This CONTRACT is entered into between the California Department of Parks and Recreation (hereinafter referred to as "GRANTOR," "DEPARTMENT" or "STATE") and City of Coachella (hereinafter referred to as "GRANTEE").

The DEPARTMENT hereby grants to GRANTEE a sum (also referred to as "GRANT MONIES") not to exceed \$28,329, subject to the terms and conditions of this AGREEMENT and the 2019/20 California State Budget, Chapter 23, statutes of 2019, Item number – 3790-101-6088 (appropriation chapter and budget item number hereinafter referred to as "PER CAPITA GRANT"). These funds shall be used for completion of the GRANT SCOPE(S).

The Grant Performance Period is from July 01, 2018 to June 30, 2024.

## II. GENERAL PROVISIONS

### A. Definitions

As used in this CONTRACT, the following words shall have the following meanings:

1. The term "ACT" means the California Drought, Water, Parks Climate, Coastal Protection, and Outdoor Access for All Act of 2018, as referred to in section I of this CONTRACT.
2. The term "APPLICATION" means the individual project APPLICATION packet for a project pursuant to the enabling legislation and/or grant program process guide requirements.
3. The term "DEPARTMENT" or "STATE" means the California Department of Parks and Recreation.
4. The term "DEVELOPMENT" means capital improvements to real property by means of, but not limited to, construction, expansion, and/or renovation, of permanent or fixed features of the property.
5. The term "GRANTEE" means the party described as the GRANTEE in Section I of this CONTRACT.
6. The term "GRANT SCOPE" means the items listed in the GRANT SCOPE/Cost Estimate Form or acquisition documentation found in each of the APPLICATIONS submitted pursuant to this grant.
7. The term "PROCEDURAL GUIDE" means the document identified as the "Procedural Guide for California Drought, Water, Parks, Climate, Coastal Protection, and Outdoor Access For All Act of 2018 Per Capita Program." The

PROCEDURAL GUIDE provides the procedures and policies controlling the administration of the grant.

## **B. Project Execution**

1. Subject to the availability of GRANT MONIES, the STATE hereby grants to the GRANTEE a sum of money not to exceed the amount stated in Section I of this CONTRACT, in consideration of, and on condition that, the sum be expended in carrying out the purposes as set forth in the scope described in the enabling legislation and referenced in the APPLICATION, Section I of this CONTRACT, and under the terms and conditions set forth in this CONTRACT.

The GRANTEE shall assume any obligation to furnish any additional funds that may be necessary to complete the GRANT SCOPE(S).

The GRANTEE agrees to submit any change or alteration from the original GRANT SCOPE(S) in writing to the STATE for prior approval. This applies to any and all changes that occur after STATE has approved the APPLICATION. Changes in the GRANT SCOPE(S) must be approved in writing by the STATE.

2. The GRANTEE shall complete the GRANT SCOPE(S) in accordance with the time of the Performance Period set forth in Section I of this CONTRACT, and under the terms and conditions of this CONTRACT.
3. The GRANTEE shall comply with the California Environmental Quality Act (Public Resources Code, Section 21000, et seq., Title 14, California Code of Regulations, Section 15000 et seq.).
4. The GRANTEE shall comply with all applicable current laws and regulations affecting DEVELOPMENT projects, including, but not limited to, legal requirements for construction contracts, building codes, health and safety codes, and laws and codes pertaining to individuals with disabilities, including but not limited to the Americans With Disabilities Act of 1990 (42 U.S.C. §12101 et seq.) and the California Unruh Act (California Civil Code §51 et seq.).

## **C. Project Costs**

1. GRANTEE agrees to abide by the PROCEDURAL GUIDE.
2. GRANTEE acknowledges that STATE may make reasonable changes to its procedures as set forth in the PROCEDURAL GUIDE. If STATE makes any changes to its procedures and guidelines, STATE agrees to notify GRANTEE within a reasonable time.

## **D. Project Administration**

1. If GRANT MONIES are advanced for DEVELOPMENT projects, the advanced funds shall be placed in an interest bearing account until expended. Interest earned on the advanced funds shall be used on the project as approved by the STATE. If grant monies are advanced and not expended, the unused portion of the

grant and any interest earned shall be returned to the STATE within 60 days after project completion or end of the Grant Performance Period, whichever is earlier.

2. The GRANTEE shall submit written project status reports within 30 calendar days after the STATE has made such a request. In any event, the GRANTEE shall provide the STATE a report showing total final project expenditures within 60 days of project completion or the end of the grant performance period, whichever is earlier. The Grant Performance Period is identified in Section I of this CONTRACT.
3. The GRANTEE shall make property or facilities acquired and/or developed pursuant to this contract available for inspection upon request by the STATE.

#### **E. Project Termination**

1. Project Termination refers to the non-completion of a GRANT SCOPE. Any grant funds that have not been expended by the GRANTEE shall revert to the STATE.
2. The GRANTEE may unilaterally rescind this CONTRACT at any time prior to the commencement of the project. The commencement of the project means the date of the letter notifying GRANTEE of the award or when the funds are appropriated, whichever is later. After project commencement, this CONTRACT may be rescinded, modified or amended only by mutual agreement in writing between the GRANTEE and the STATE, unless the provisions of this CONTRACT provide that mutual agreement is not required.
3. Failure by the GRANTEE to comply with the terms of the (a) PROCEDURAL GUIDE, (b) any legislation applicable to the ACT, (c) this CONTRACT as well as any other grant contracts, specified or general, that GRANTEE has entered into with STATE, may be cause for suspension of all obligations of the STATE unless the STATE determines that such failure was due to no fault of the GRANTEE. In such case, STATE may reimburse GRANTEE for eligible costs properly incurred in performance of this CONTRACT despite non-performance of the GRANTEE. To qualify for such reimbursement, GRANTEE agrees to mitigate its losses to the best of its ability.
4. Any breach of any term, provision, obligation or requirement of this CONTRACT by the GRANTEE shall be a default of this CONTRACT. In the case of any default by GRANTEE, STATE shall be entitled to all remedies available under law and equity, including but not limited to: a) Specific Performance; b) Return of all GRANT MONIES; c) Payment to the STATE of the fair market value of the project property or the actual sales price, whichever is higher; and d) Payment to the STATE of the costs of enforcement of this CONTRACT, including but not limited to court and arbitration costs, fees, expenses of litigation, and reasonable attorney fees.
5. The GRANTEE and the STATE agree that if the GRANT SCOPE includes DEVELOPMENT, final payment may not be made until the work described in the GRANT SCOPE is complete and the GRANT PROJECT is open to the public.

#### **F. Budget Contingency Clause**

If funding for any fiscal year is reduced or deleted by the budget act for purposes of this program, the STATE shall have the option to either cancel this contract with no liability occurring to the STATE, or offer a CONTRACT amendment to GRANTEE to reflect the reduced grant amount. This Paragraph shall not require the mutual agreement as addressed in Paragraph E, provision 2, of this CONTRACT.

#### **G. Hold Harmless**

1. The GRANTEE shall waive all claims and recourse against the STATE including the right to contribution for loss or damage to persons or property arising from, growing out of or in any way connected with or incident to this CONTRACT except claims arising from the concurrent or sole negligence of the STATE, its officers, agents, and employees.
2. The GRANTEE shall indemnify, hold harmless and defend the STATE, its officers, agents and employees against any and all claims, demands, damages, costs, expenses or liability costs arising out of the ACQUISITION, DEVELOPMENT, construction, operation or maintenance of the property described as the project which claims, demands or causes of action arise under California Government Code Section 895.2 or otherwise except for liability arising out of the concurrent or sole negligence of the STATE, its officers, agents, or employees.
3. The GRANTEE agrees that in the event the STATE is named as codefendant under the provisions of California Government Code Section 895 et seq., the GRANTEE shall notify the STATE of such fact and shall represent the STATE in the legal action unless the STATE undertakes to represent itself as codefendant in such legal action in which event the GRANTEE agrees to pay the STATE's litigation costs, expenses, and reasonable attorney fees.
4. The GRANTEE and the STATE agree that in the event of judgment entered against the STATE and the GRANTEE because of the concurrent negligence of the STATE and the GRANTEE, their officers, agents, or employees, an apportionment of liability to pay such judgment shall be made by a court of competent jurisdiction. Neither party shall request a jury apportionment.
5. The GRANTEE shall indemnify, hold harmless and defend the STATE, its officers, agents and employees against any and all claims, demands, costs, expenses or liability costs arising out of legal actions pursuant to items to which the GRANTEE has certified. The GRANTEE acknowledges that it is solely responsible for compliance with items to which it has certified.

#### **H. Financial Records**

1. The GRANTEE shall maintain satisfactory financial accounts, documents, including loan documents, and all other records for the project and to make them available to the STATE for auditing at reasonable times. The GRANTEE also agrees to retain such financial accounts, documents and records for five years following project

termination or issuance of final payment, whichever is later.

2. The GRANTEE shall keep such records as the STATE shall prescribe, including records which fully disclose (a) the disposition of the proceeds of STATE funding assistance, (b) the total cost of the project in connection with such assistance that is given or used, (c) the amount and nature of that portion of the project cost supplied by other sources, and (d) any other such records that will facilitate an effective audit.
3. The GRANTEE agrees that the STATE shall have the right to inspect and make copies of any books, records or reports pertaining to this contract or matters related thereto during regular office hours. The GRANTEE shall maintain and make available for inspection by the STATE accurate records of all of its costs, disbursements and receipts with respect to its activities under this contract. Such accounts, documents, and records shall be retained by the GRANTEE for at least five years following project termination or issuance of final payment, whichever is later.
4. The GRANTEE shall use a generally accepted accounting system.

#### **I. Use of Facilities**

1. The GRANTEE agrees that the GRANTEE shall operate and maintain the property acquired or developed with the GRANT MONIES, for the duration of the Contract Performance Period.
2. The GRANTEE agrees that, during the Contract Performance Period, the GRANTEE shall use the property acquired or developed with GRANT MONIES under this contract only for the purposes of this grant and no other use, sale, or other disposition or change of the use of the property to one not consistent with its purpose shall be permitted except as authorized by the STATE and the property shall be replaced with property of equivalent value and usefulness as determined by the STATE.
3. The property acquired or developed may be transferred to another entity if the successor entity assumes the obligations imposed under this CONTRACT and with the approval of STATE.
4. Any real Property (including any portion of it or any interest in it) may not be used as security for any debt or mitigation, without the written approval of the STATE provided that such approval shall not be unreasonably withheld as long as the purposes for which the Grant was awarded are maintained. Any such permission that is granted does not make the STATE a guarantor or a surety for any debt or mitigation, nor does it waive the STATE'S rights to enforce performance under the Grant CONTRACT.



5. All real property, or rights thereto, acquired with GRANT MONIES shall be subject to an appropriate form of restrictive title, rights, or covenants approved by the STATE. If the project property is taken by use of eminent domain, GRANTEE shall reimburse STATE an amount at least equal to the amount of GRANT MONIES received from STATE or the pro-rated full market value of the real property, including improvements, at the time of sale, whichever is higher.
6. If eminent domain proceedings are initiated against GRANTEE, GRANTEE shall notify STATE within 10 days of receiving the complaint.

#### **J. Nondiscrimination**

1. The GRANTEE shall not discriminate against any person on the basis of sex, race, color, national origin, age, religion, ancestry, sexual orientation, or disability in the use of any property or facility developed pursuant to this contract.
2. The GRANTEE shall not discriminate against any person on the basis of residence except to the extent that reasonable differences in admission or other fees may be maintained on the basis of residence and pursuant to law.
3. All facilities shall be open to members of the public generally, except as noted under the special provisions of this project contract or under provisions of the enabling legislation and/or grant program.

#### **K. Severability**

If any provision of this CONTRACT or the application thereof is held invalid, that invalidity shall not affect other provisions or applications of the CONTRACT which can be given effect without the invalid provision or application, and to this end the provisions of this CONTRACT are severable.

#### **L. Liability**

1. STATE assumes no responsibility for assuring the safety or standards of construction, site improvements or programs related to the GRANT SCOPE. The STATE'S rights under this CONTRACT to review, inspect and approve the GRANT SCOPE and any final plans of implementation shall not give rise to any warranty or representation that the GRANT SCOPE and any plans or improvements are free from hazards or defects.
2. GRANTEE will secure adequate liability insurance, performance bond, and/or other security necessary to protect the GRANTEE's and STATE'S interest against poor workmanship, fraud, or other potential loss associated with completion of the grant project.

#### **M. Assignability**

Without the written consent of the STATE, the GRANTEE'S interest in and responsibilities under this CONTRACT shall not be assignable by the GRANTEE either in whole or in part.

**N. Use of Grant Monies**

GRANTEE shall not use any grant funds (including any portion thereof) for the purpose of making any leverage loan, pledge, promissory note or similar financial device or transaction, without: 1) the prior written approval of the STATE; and 2) any financial or legal interests created by any such leverage loan, pledge, promissory note or similar financial device or transaction in the project property shall be completely subordinated to this CONTRACT through a Subordination Agreement provided and approved by the STATE, signed by all parties involved in the transaction, and recorded in the County Records against the fee title of the project property.

**O. Section Headings**

The headings and captions of the various sections of this CONTRACT have been inserted only for the purpose of convenience and are not a part of this CONTRACT and shall not be deemed in any manner to modify, explain, or restrict any of the provisions of this CONTRACT.

**P. Waiver**

Any failure by a party to enforce its rights under this CONTRACT, in the event of a breach, shall *not* be construed as a waiver of said rights; and the waiver of any breach under this CONTRACT shall *not* be construed as a waiver of any subsequent breach.

City of Coachella  
GRANTEE

By:   
Signature of Authorized Representative

Title: City Manager

Date: 04/18/2022

STATE OF CALIFORNIA  
DEPARTMENT OF PARKS AND RECREATION

By:   
70098626771F404...

Date: 4/20/2022

**Certificate Of Completion**

Envelope Id: B5525E1B6E8B4ADD980C48AD4BB950AD	Status: Completed
Subject: Please DocuSign: C9802201_1833035-Coachella, C9801490_1833034-Coachella	
Template Code:	
Source Envelope:	
Document Pages: 16	Signatures: 4
Certificate Pages: 2	Initials: 0
AutoNav: Enabled	Envelope Originator:
Envelopeld Stamping: Enabled	Anne Davigeadono
Time Zone: (UTC-08:00) Pacific Time (US & Canada)	1416 9th Street, Room 950
	Sacramento, CA 95814
	Anne.Davigeadono@parks.ca.gov
	IP Address: 13.88.65.98

**Record Tracking**

Status: Original 4/19/2022 7:12:28 PM	Holder: Anne Davigeadono Anne.Davigeadono@parks.ca.gov	Location: DocuSign
Security Appliance Status: Connected	Pool: StateLocal	
Storage Appliance Status: Connected	Pool: California State Department of Parks and Recreation	Location: DocuSign

**Signer Events**

Cristelle Fazeli  
Cristelle.Fazeli@parks.ca.gov  
Supervisor  
California State Parks  
Security Level: Email, Account Authentication (None)

**Signature**

DocuSigned by:  
*Cristelle Fazeli*  
7009862C771F404...

Signature Adoption: Pre-selected Style  
Signed by link sent to Cristelle.Fazeli@parks.ca.gov  
Using IP Address: 76.105.41.196

**Timestamp**

Sent: 4/19/2022 7:17:43 PM  
Viewed: 4/20/2022 7:24:00 AM  
Signed: 4/20/2022 7:28:31 AM

**Electronic Record and Signature Disclosure:**  
Not Offered via DocuSign

In Person Signer Events	Signature	Timestamp
Editor Delivery Events	Status	Timestamp
Agent Delivery Events	Status	Timestamp
Intermediary Delivery Events	Status	Timestamp
Certified Delivery Events	Status	Timestamp
Carbon Copy Events	Status	Timestamp

Lisa Vigil  
Lisa.Vigil@parks.ca.gov  
California State Department of Parks and Recreation  
Security Level: Email, Account Authentication (None)

COPIED

Sent: 4/20/2022 7:28:32 AM

**Electronic Record and Signature Disclosure:**  
Not Offered via DocuSign

Celina Jimenez  
cjimenez@coachella.org  
Security Level: Email, Account Authentication (None)

COPIED

Sent: 4/20/2022 7:28:32 AM  
Viewed: 4/20/2022 9:30:43 AM

<b>Witness Events</b>	<b>Signature</b>	<b>Timestamp</b>
-----------------------	------------------	------------------

<b>Notary Events</b>	<b>Signature</b>	<b>Timestamp</b>
----------------------	------------------	------------------

<b>Envelope Summary Events</b>	<b>Status</b>	<b>Timestamps</b>
--------------------------------	---------------	-------------------

Envelope Sent	Hashed/Encrypted	4/19/2022 7:17:43 PM
Certified Delivered	Security Checked	4/20/2022 7:24:00 AM
Signing Complete	Security Checked	4/20/2022 7:28:31 AM
Completed	Security Checked	4/20/2022 7:28:32 AM

<b>Payment Events</b>	<b>Status</b>	<b>Timestamps</b>
-----------------------	---------------	-------------------

**State of California – Natural Resources Agency  
DEPARTMENT OF PARKS AND RECREATION**

**AMENDMENT TO CONTRACT**


**Contract No. C9801490 Amendment No. 1**


THIS AMENDMENT is hereby made and agreed upon by the State of California, acting through the Director of the Department of Parks and Recreation and by the City of Coachella

The State and, City of Coachella in mutual consideration of the promises made herein and in the contract in which this is an amendment, do promise as follows:

The appropriation liquidation date has been extended to June 30, 2028. Special Provisions language regarding Executive Order N-6-22 has been added.

In all other respects, the contract of which this is an amendment, and the terms and conditions if relevant thereto, shall remain in full force and effect. In witness whereof the parties hereto have executed this amendment as of the date entered below.

Applicant: City of Coachella  
 By   
 Title City Manager  
 Applicant's Authorized Representative as shown in Resolution  
 Date 11/27/2023

STATE DEPARTMENT OF PARKS AND RECREATION  
 Signed by:   
 By 7009862C771F404...  
 Date 12/5/2023

**CERTIFICATION OF FUNDING  
(FOR STATE USE ONLY)**

CONTRACT NO <b>C9801490</b>	AMENDMENT NO <b>1</b>	FISCAL SUPPLIER I.D. <b>0000012569</b>	PROJECT NO <b>18-33-034</b>		
AMOUNT ENCUMBERED BY THIS DOCUMENT	FUND <b>Drought, Water, Cln Air, Cstl Protc, Outdoor Fund</b>				
PRIOR AMOUNT ENCUMBERED BY THIS CONTRACT <b>\$177,952</b>	ITEM <b>3790-101-6088</b>	CHAPTER <b>29</b>	STATUTE <b>18</b>	FISCAL YEAR <b>2023/24</b>	
TOTAL AMOUNT ENCUMBERED TO DATE <b>\$177,952</b>	Reporting Structured <b>37900091</b>	Account/Alt Account <b>5432000-5432000000</b>	ACTIVITY CODE <b>69801</b>	PROJECT/WORK PHASE	

## I. RECITALS

This CONTRACT is entered into between the California Department of Parks and Recreation (hereinafter referred to as "GRANTOR," "DEPARTMENT" or "STATE") and City of Coachella (hereinafter referred to as "GRANTEE").

The DEPARTMENT hereby grants to GRANTEE a sum (also referred to as "GRANT MONIES") not to exceed \$177,952, subject to the terms and conditions of this AGREEMENT and the 2018/19 California State Budget, Chapter 29, statutes of 2018, Item number – 3790-101-6088 (appropriation chapter and budget item number hereinafter referred to as "PER CAPITA GRANT"). These funds shall be used for completion of the GRANT SCOPE(S).

The Grant Performance Period is from July 01, 2018 to June 30, 2028.

## II. GENERAL PROVISIONS

### A. Definitions

As used in this CONTRACT, the following words shall have the following meanings:

1. The term "ACT" means the California Drought, Water, Parks Climate, Coastal Protection, and Outdoor Access for All Act of 2018, as referred to in section I of this CONTRACT.
2. The term "APPLICATION" means the individual project APPLICATION packet for a project pursuant to the enabling legislation and/or grant program process guide requirements.
3. The term "DEPARTMENT" or "STATE" means the California Department of Parks and Recreation.
4. The term "DEVELOPMENT" means capital improvements to real property by means of, but not limited to, construction, expansion, and/or renovation, of permanent or fixed features of the property.
5. The term "GRANTEE" means the party described as the GRANTEE in Section I of this CONTRACT.
6. The term "GRANT SCOPE" means the items listed in the GRANT SCOPE/Cost Estimate Form or acquisition documentation found in each of the APPLICATIONS submitted pursuant to this grant.
7. The term "PROCEDURAL GUIDE" means the document identified as the "Procedural Guide for California Drought, Water, Parks, Climate, Coastal Protection, and Outdoor Access For All Act of 2018 Per Capita Program." The



PROCEDURAL GUIDE provides the procedures and policies controlling the administration of the grant.

## **B. Project Execution**

1. Subject to the availability of GRANT MONIES, the STATE hereby grants to the GRANTEE a sum of money not to exceed the amount stated in Section I of this CONTRACT, in consideration of, and on condition that, the sum be expended in carrying out the purposes as set forth in the scope described in the enabling legislation and referenced in the APPLICATION, Section I of this CONTRACT, and under the terms and conditions set forth in this CONTRACT.

The GRANTEE shall assume any obligation to furnish any additional funds that may be necessary to complete the GRANT SCOPE(S).

The GRANTEE agrees to submit any change or alteration from the original GRANT SCOPE(S) in writing to the STATE for prior approval. This applies to any and all changes that occur after STATE has approved the APPLICATION. Changes in the GRANT SCOPE(S) must be approved in writing by the STATE.

2. The GRANTEE shall complete the GRANT SCOPE(S) in accordance with the time of the Performance Period set forth in Section I of this CONTRACT, and under the terms and conditions of this CONTRACT.
3. The GRANTEE shall comply with the California Environmental Quality Act (Public Resources Code, Section 21000, et seq., Title 14, California Code of Regulations, Section 15000 et seq.).
4. The GRANTEE shall comply with all applicable current laws and regulations affecting DEVELOPMENT projects, including, but not limited to, legal requirements for construction contracts, building codes, health and safety codes, and laws and codes pertaining to individuals with disabilities, including but not limited to the Americans With Disabilities Act of 1990 (42 U.S.C. §12101 et seq.) and the California Unruh Act (California Civil Code §51 et seq.).

## **C. Project Costs**

1. GRANTEE agrees to abide by the PROCEDURAL GUIDE.
2. GRANTEE acknowledges that STATE may make reasonable changes to its procedures as set forth in the PROCEDURAL GUIDE. If STATE makes any changes to its procedures and guidelines, STATE agrees to notify GRANTEE within a reasonable time.

## **D. Project Administration**

1. If GRANT MONIES are advanced for DEVELOPMENT projects, the advanced funds may be placed in an interest bearing account until expended. Interest earned on the advanced funds shall be used on the project as approved by the STATE. If grant monies are advanced and not expended, the unused portion of the grant and

any interest earned shall be returned to the STATE within 60 days after project completion or end of the Grant Performance Period, whichever is earlier.

2. The GRANTEE shall submit written project status reports within 30 calendar days after the STATE has made such a request. In any event, the GRANTEE shall provide the STATE a report showing total final project expenditures within 60 days of project completion or the end of the grant performance period, whichever is earlier. The Grant Performance Period is identified in Section I of this CONTRACT.
3. The GRANTEE shall make property or facilities acquired and/or developed pursuant to this contract available for inspection upon request by the STATE.

#### **E. Project Termination**

1. Project Termination refers to the non-completion of a GRANT SCOPE. Any grant funds that have not been expended by the GRANTEE shall revert to the STATE.
2. The GRANTEE may unilaterally rescind this CONTRACT at any time prior to the commencement of the project. The commencement of the project means the date of the letter notifying GRANTEE of the award or when the funds are appropriated, whichever is later. After project commencement, this CONTRACT may be rescinded, modified or amended only by mutual agreement in writing between the GRANTEE and the STATE, unless the provisions of this CONTRACT provide that mutual agreement is not required.
3. Failure by the GRANTEE to comply with the terms of the (a) PROCEDURAL GUIDE, (b) any legislation applicable to the ACT, (c) this CONTRACT as well as any other grant contracts, specified or general, that GRANTEE has entered into with STATE, may be cause for suspension of all obligations of the STATE unless the STATE determines that such failure was due to no fault of the GRANTEE. In such case, STATE may reimburse GRANTEE for eligible costs properly incurred in performance of this CONTRACT despite non-performance of the GRANTEE. To qualify for such reimbursement, GRANTEE agrees to mitigate its losses to the best of its ability.
4. Any breach of any term, provision, obligation or requirement of this CONTRACT by the GRANTEE shall be a default of this CONTRACT. In the case of any default by GRANTEE, STATE shall be entitled to all remedies available under law and equity, including but not limited to: a) Specific Performance; b) Return of all GRANT MONIES; c) Payment to the STATE of the fair market value of the project property or the actual sales price, whichever is higher; and d) Payment to the STATE of the costs of enforcement of this CONTRACT, including but not limited to court and arbitration costs, fees, expenses of litigation, and reasonable attorney fees.
5. The GRANTEE and the STATE agree that if the GRANT SCOPE includes DEVELOPMENT, final payment may not be made until the work described in the GRANT SCOPE is complete and the GRANT PROJECT is open to the public.

#### **F. Budget Contingency Clause**

If funding for any fiscal year is reduced or deleted by the budget act for purposes of this program, the STATE shall have the option to either cancel this contract with no liability occurring to the STATE, or offer a CONTRACT amendment to GRANTEE to reflect the reduced grant amount. This Paragraph shall not require the mutual agreement as addressed in Paragraph E, provision 2, of this CONTRACT.

#### **G. Hold Harmless**

1. The GRANTEE shall waive all claims and recourse against the STATE including the right to contribution for loss or damage to persons or property arising from, growing out of or in any way connected with or incident to this CONTRACT except claims arising from the concurrent or sole negligence of the STATE, its officers, agents, and employees.
2. The GRANTEE shall indemnify, hold harmless and defend the STATE, its officers, agents and employees against any and all claims, demands, damages, costs, expenses or liability costs arising out of the ACQUISITION, DEVELOPMENT, construction, operation or maintenance of the property described as the project which claims, demands or causes of action arise under California Government Code Section 895.2 or otherwise except for liability arising out of the concurrent or sole negligence of the STATE, its officers, agents, or employees.
3. The GRANTEE agrees that in the event the STATE is named as codefendant under the provisions of California Government Code Section 895 et seq., the GRANTEE shall notify the STATE of such fact and shall represent the STATE in the legal action unless the STATE undertakes to represent itself as codefendant in such legal action in which event the GRANTEE agrees to pay the STATE's litigation costs, expenses, and reasonable attorney fees.
4. The GRANTEE and the STATE agree that in the event of judgment entered against the STATE and the GRANTEE because of the concurrent negligence of the STATE and the GRANTEE, their officers, agents, or employees, an apportionment of liability to pay such judgment shall be made by a court of competent jurisdiction. Neither party shall request a jury apportionment.
5. The GRANTEE shall indemnify, hold harmless and defend the STATE, its officers, agents and employees against any and all claims, demands, costs, expenses or liability costs arising out of legal actions pursuant to items to which the GRANTEE has certified. The GRANTEE acknowledges that it is solely responsible for compliance with items to which it has certified.

#### **H. Financial Records**

1. The GRANTEE shall maintain satisfactory financial accounts, documents, including loan documents, and all other records for the project and to make them available to the STATE for auditing at reasonable times. The GRANTEE also agrees to retain such financial accounts, documents and records for five years following project

termination or issuance of final payment, whichever is later.

2. The GRANTEE shall keep such records as the STATE shall prescribe, including records which fully disclose (a) the disposition of the proceeds of STATE funding assistance, (b) the total cost of the project in connection with such assistance that is given or used, (c) the amount and nature of that portion of the project cost supplied by other sources, and (d) any other such records that will facilitate an effective audit.
3. The GRANTEE agrees that the STATE shall have the right to inspect and make copies of any books, records or reports pertaining to this contract or matters related thereto during regular office hours. The GRANTEE shall maintain and make available for inspection by the STATE accurate records of all of its costs, disbursements and receipts with respect to its activities under this contract. Such accounts, documents, and records shall be retained by the GRANTEE for at least five years following project termination or issuance of final payment, whichever is later.
4. The GRANTEE shall use a generally accepted accounting system.

#### **I. Use of Facilities**

1. The GRANTEE agrees that the GRANTEE shall operate and maintain the property acquired or developed with the GRANT MONIES, for the duration of the Contract Performance Period.
2. The GRANTEE agrees that, during the Contract Performance Period, the GRANTEE shall use the property acquired or developed with GRANT MONIES under this contract only for the purposes of this grant and no other use, sale, or other disposition or change of the use of the property to one not consistent with its purpose shall be permitted except as authorized by the STATE and the property shall be replaced with property of equivalent value and usefulness as determined by the STATE.
3. The property acquired or developed may be transferred to another entity if the successor entity assumes the obligations imposed under this CONTRACT and with the approval of STATE.
4. Any real Property (including any portion of it or any interest in it) may not be used as security for any debt or mitigation, without the written approval of the STATE provided that such approval shall not be unreasonably withheld as long as the purposes for which the Grant was awarded are maintained. Any such permission that is granted does not make the STATE a guarantor or a surety for any debt or mitigation, nor does it waive the STATE'S rights to enforce performance under the Grant CONTRACT.

5. All real property, or rights thereto, acquired with GRANT MONIES shall be subject to an appropriate form of restrictive title, rights, or covenants approved by the STATE. If the project property is taken by use of eminent domain, GRANTEE shall reimburse STATE an amount at least equal to the amount of GRANT MONIES received from STATE or the pro-rated full market value of the real property, including improvements, at the time of sale, whichever is higher.
6. If eminent domain proceedings are initiated against GRANTEE, GRANTEE shall notify STATE within 10 days of receiving the complaint.

#### **J. Nondiscrimination**

1. The GRANTEE shall not discriminate against any person on the basis of sex, race, color, national origin, age, religion, ancestry, sexual orientation, or disability in the use of any property or facility developed pursuant to this contract.
2. The GRANTEE shall not discriminate against any person on the basis of residence except to the extent that reasonable differences in admission or other fees may be maintained on the basis of residence and pursuant to law.
3. All facilities shall be open to members of the public generally, except as noted under the special provisions of this project contract or under provisions of the enabling legislation and/or grant program.

#### **K. Severability**

If any provision of this CONTRACT or the application thereof is held invalid, that invalidity shall not affect other provisions or applications of the CONTRACT which can be given effect without the invalid provision or application, and to this end the provisions of this CONTRACT are severable.

#### **L. Liability**

1. STATE assumes no responsibility for assuring the safety or standards of construction, site improvements or programs related to the GRANT SCOPE. The STATE'S rights under this CONTRACT to review, inspect and approve the GRANT SCOPE and any final plans of implementation shall not give rise to any warranty or representation that the GRANT SCOPE and any plans or improvements are free from hazards or defects.
2. GRANTEE will secure adequate liability insurance, performance bond, and/or other security necessary to protect the GRANTEE'S and STATE'S interest against poor workmanship, fraud, or other potential loss associated with completion of the grant project.

#### **M. Assignability**

Without the written consent of the STATE, the GRANTEE'S interest in and responsibilities under this CONTRACT shall not be assignable by the GRANTEE either in whole or in part.

#### **N. Use of Grant Monies**

GRANTEE shall not use any grant funds (including any portion thereof) for the purpose of making any leverage loan, pledge, promissory note or similar financial device or transaction, without: 1) the prior written approval of the STATE; and 2) any financial or legal interests created by any such leverage loan, pledge, promissory note or similar financial device or transaction in the project property shall be completely subordinated to this CONTRACT through a Subordination Agreement provided and approved by the STATE, signed by all parties involved in the transaction, and recorded in the County Records against the fee title of the project property.

#### **O. Section Headings**

The headings and captions of the various sections of this CONTRACT have been inserted only for the purpose of convenience and are not a part of this CONTRACT and shall not be deemed in any manner to modify, explain, or restrict any of the provisions of this CONTRACT.

#### **P. Waiver**

Any failure by a party to enforce its rights under this CONTRACT, in the event of a breach, shall *not* be construed as a waiver of said rights; and the waiver of any breach under this CONTRACT shall *not* be construed as a waiver of any subsequent breach.

### **III. SPECIAL PROVISIONS**

On March 4, 2022, Governor Gavin Newsom issued Executive Order N-6-22 (the EO) regarding Economic Sanctions against Russia and Russian entities and individuals. "Economic Sanctions" refers to sanctions imposed by the U.S. government in response to Russia's actions in Ukraine, as well as any sanctions imposed under state law. The EO directs state agencies to terminate contracts with, and to refrain from entering any new contracts with, individuals or entities that are determined to be a target of Economic Sanctions. This Executive order extends to recipients of any State Grants (Grantee). Grantees include those who have contracted or will contract to receive State grants funds. Accordingly, should the State determine that a Grantee is a target of Economic Sanctions or is conducting prohibited transactions with sanctioned individuals or entities, that shall be grounds for termination of this agreement. The State shall provide the Grantee advance written notice of such termination, allowing the Grantee at least 30 calendar days to provide a written response. **Termination of any contract found to be in violation of this Executive Order shall be at the sole discretion of the State.**



**SIGNATURES**


City of Coachella  
GRANTEE

By:   
Signature of Authorized Representative

Title: City Manager

Date: 11/27/2023

STATE OF CALIFORNIA  
DEPARTMENT OF PARKS AND RECREATION

DocuSigned by:  
By:   
7009862C771F404...

Date: 12/5/2023

**State of California – Natural Resources Agency  
DEPARTMENT OF PARKS AND RECREATION**

**AMENDMENT TO CONTRACT**

**Contract No. C9802201 Amendment No. 1**

THIS AMENDMENT is hereby made and agreed upon by the State of California, acting through the Director of the Department of Parks and Recreation and by the City of Coachella

The State and, City of Coachella in mutual consideration of the promises made herein and in the contract in which this is an amendment, do promise as follows:

The appropriation liquidation date has been extended to June 30, 2028.  
Special Provisions language regarding Executive Order N-6-22 has been added.

In all other respects, the contract of which this is an amendment, and the terms and conditions if relevant thereto, shall remain in full force and effect. In witness whereof the parties hereto have executed this amendment as of the date entered below.


Applicant: City of Coachella

By 

Title City Manager  
Applicant's Authorized Representative as shown in Resolution

Date 11/27/2023

STATE DEPARTMENT OF PARKS AND RECREATION

DocuSigned by:  
By 

Date 11/30/2023

**CERTIFICATION OF FUNDING  
(FOR STATE USE ONLY)**

CONTRACT NO <b>C9802201</b>	AMENDMENT NO <b>1</b>	FISCAL SUPPLIER I.D. <b>0000012569</b>	PROJECT NO <b>18-33-035</b>		
AMOUNT ENCUMBERED BY THIS DOCUMENT		FUND <b>Drought, Water, CIn Air, Cstl Protc, Outdoor Fund</b>			
PRIOR AMOUNT ENCUMBERED BY THIS CONTRACT <b>\$28,329</b>	ITEM <b>3790-101-6088</b>	CHAPTER <b>23</b>	STATUTE <b>19</b>	FISCAL YEAR <b>2023/24</b>	
TOTAL AMOUNT ENCUMBERED TO DATE <b>\$28,329</b>	Reporting Structured <b>37900091</b>	Account/Alt Account <b>5432000-5432000000</b>	ACTIVITY CODE <b>69803</b>	PROJECT/WORK PHASE	

PROCEDURAL GUIDE provides the procedures and policies controlling the administration of the grant.

## **B. Project Execution**

1. Subject to the availability of GRANT MONIES, the STATE hereby grants to the GRANTEE a sum of money not to exceed the amount stated in Section I of this CONTRACT, in consideration of, and on condition that, the sum be expended in carrying out the purposes as set forth in the scope described in the enabling legislation and referenced in the APPLICATION, Section I of this CONTRACT, and under the terms and conditions set forth in this CONTRACT.

The GRANTEE shall assume any obligation to furnish any additional funds that may be necessary to complete the GRANT SCOPE(S).

The GRANTEE agrees to submit any change or alteration from the original GRANT SCOPE(S) in writing to the STATE for prior approval. This applies to any and all changes that occur after STATE has approved the APPLICATION. Changes in the GRANT SCOPE(S) must be approved in writing by the STATE.

2. The GRANTEE shall complete the GRANT SCOPE(S) in accordance with the time of the Performance Period set forth in Section I of this CONTRACT, and under the terms and conditions of this CONTRACT.
3. The GRANTEE shall comply with the California Environmental Quality Act (Public Resources Code, Section 21000, et seq., Title 14, California Code of Regulations, Section 15000 et seq.).
4. The GRANTEE shall comply with all applicable current laws and regulations affecting DEVELOPMENT projects, including, but not limited to, legal requirements for construction contracts, building codes, health and safety codes, and laws and codes pertaining to individuals with disabilities, including but not limited to the Americans With Disabilities Act of 1990 (42 U.S.C. §12101 et seq.) and the California Unruh Act (California Civil Code §51 et seq.).

## **C. Project Costs**

1. GRANTEE agrees to abide by the PROCEDURAL GUIDE.
2. GRANTEE acknowledges that STATE may make reasonable changes to its procedures as set forth in the PROCEDURAL GUIDE. If STATE makes any changes to its procedures and guidelines, STATE agrees to notify GRANTEE within a reasonable time.

## **D. Project Administration**

1. If GRANT MONIES are advanced for DEVELOPMENT projects, the advanced funds may be placed in an interest bearing account until expended. Interest earned on the advanced funds shall be used on the project as approved by the STATE. If grant monies are advanced and not expended, the unused portion of the grant and

any interest earned shall be returned to the STATE within 60 days after project completion or end of the Grant Performance Period, whichever is earlier.

2. The GRANTEE shall submit written project status reports within 30 calendar days after the STATE has made such a request. In any event, the GRANTEE shall provide the STATE a report showing total final project expenditures within 60 days of project completion or the end of the grant performance period, whichever is earlier. The Grant Performance Period is identified in Section I of this CONTRACT.
3. The GRANTEE shall make property or facilities acquired and/or developed pursuant to this contract available for inspection upon request by the STATE.

#### **E. Project Termination**

1. Project Termination refers to the non-completion of a GRANT SCOPE. Any grant funds that have not been expended by the GRANTEE shall revert to the STATE.
2. The GRANTEE may unilaterally rescind this CONTRACT at any time prior to the commencement of the project. The commencement of the project means the date of the letter notifying GRANTEE of the award or when the funds are appropriated, whichever is later. After project commencement, this CONTRACT may be rescinded, modified or amended only by mutual agreement in writing between the GRANTEE and the STATE, unless the provisions of this CONTRACT provide that mutual agreement is not required.
3. Failure by the GRANTEE to comply with the terms of the (a) PROCEDURAL GUIDE, (b) any legislation applicable to the ACT, (c) this CONTRACT as well as any other grant contracts, specified or general, that GRANTEE has entered into with STATE, may be cause for suspension of all obligations of the STATE unless the STATE determines that such failure was due to no fault of the GRANTEE. In such case, STATE may reimburse GRANTEE for eligible costs properly incurred in performance of this CONTRACT despite non-performance of the GRANTEE. To qualify for such reimbursement, GRANTEE agrees to mitigate its losses to the best of its ability.
4. Any breach of any term, provision, obligation or requirement of this CONTRACT by the GRANTEE shall be a default of this CONTRACT. In the case of any default by GRANTEE, STATE shall be entitled to all remedies available under law and equity, including but not limited to: a) Specific Performance; b) Return of all GRANT MONIES; c) Payment to the STATE of the fair market value of the project property or the actual sales price, whichever is higher; and d) Payment to the STATE of the costs of enforcement of this CONTRACT, including but not limited to court and arbitration costs, fees, expenses of litigation, and reasonable attorney fees.
5. The GRANTEE and the STATE agree that if the GRANT SCOPE includes DEVELOPMENT, final payment may not be made until the work described in the GRANT SCOPE is complete and the GRANT PROJECT is open to the public.

#### **F. Budget Contingency Clause**

If funding for any fiscal year is reduced or deleted by the budget act for purposes of this program, the STATE shall have the option to either cancel this contract with no liability occurring to the STATE, or offer a CONTRACT amendment to GRANTEE to reflect the reduced grant amount. This Paragraph shall not require the mutual agreement as addressed in Paragraph E, provision 2, of this CONTRACT.

#### **G. Hold Harmless**

1. The GRANTEE shall waive all claims and recourse against the STATE including the right to contribution for loss or damage to persons or property arising from, growing out of or in any way connected with or incident to this CONTRACT except claims arising from the concurrent or sole negligence of the STATE, its officers, agents, and employees.
2. The GRANTEE shall indemnify, hold harmless and defend the STATE, its officers, agents and employees against any and all claims, demands, damages, costs, expenses or liability costs arising out of the ACQUISITION, DEVELOPMENT, construction, operation or maintenance of the property described as the project which claims, demands or causes of action arise under California Government Code Section 895.2 or otherwise except for liability arising out of the concurrent or sole negligence of the STATE, its officers, agents, or employees.
3. The GRANTEE agrees that in the event the STATE is named as codefendant under the provisions of California Government Code Section 895 et seq., the GRANTEE shall notify the STATE of such fact and shall represent the STATE in the legal action unless the STATE undertakes to represent itself as codefendant in such legal action in which event the GRANTEE agrees to pay the STATE's litigation costs, expenses, and reasonable attorney fees.
4. The GRANTEE and the STATE agree that in the event of judgment entered against the STATE and the GRANTEE because of the concurrent negligence of the STATE and the GRANTEE, their officers, agents, or employees, an apportionment of liability to pay such judgment shall be made by a court of competent jurisdiction. Neither party shall request a jury apportionment.
5. The GRANTEE shall indemnify, hold harmless and defend the STATE, its officers, agents and employees against any and all claims, demands, costs, expenses or liability costs arising out of legal actions pursuant to items to which the GRANTEE has certified. The GRANTEE acknowledges that it is solely responsible for compliance with items to which it has certified.

#### **H. Financial Records**

1. The GRANTEE shall maintain satisfactory financial accounts, documents, including loan documents, and all other records for the project and to make them available to the STATE for auditing at reasonable times. The GRANTEE also agrees to retain such financial accounts, documents and records for five years following project

termination or issuance of final payment, whichever is later.

2. The GRANTEE shall keep such records as the STATE shall prescribe, including records which fully disclose (a) the disposition of the proceeds of STATE funding assistance, (b) the total cost of the project in connection with such assistance that is given or used, (c) the amount and nature of that portion of the project cost supplied by other sources, and (d) any other such records that will facilitate an effective audit.
3. The GRANTEE agrees that the STATE shall have the right to inspect and make copies of any books, records or reports pertaining to this contract or matters related thereto during regular office hours. The GRANTEE shall maintain and make available for inspection by the STATE accurate records of all of its costs, disbursements and receipts with respect to its activities under this contract. Such accounts, documents, and records shall be retained by the GRANTEE for at least five years following project termination or issuance of final payment, whichever is later.
4. The GRANTEE shall use a generally accepted accounting system.

#### **I. Use of Facilities**

1. The GRANTEE agrees that the GRANTEE shall operate and maintain the property acquired or developed with the GRANT MONIES, for the duration of the Contract Performance Period.
2. The GRANTEE agrees that, during the Contract Performance Period, the GRANTEE shall use the property acquired or developed with GRANT MONIES under this contract only for the purposes of this grant and no other use, sale, or other disposition or change of the use of the property to one not consistent with its purpose shall be permitted except as authorized by the STATE and the property shall be replaced with property of equivalent value and usefulness as determined by the STATE.
3. The property acquired or developed may be transferred to another entity if the successor entity assumes the obligations imposed under this CONTRACT and with the approval of STATE.
4. Any real Property (including any portion of it or any interest in it) may not be used as security for any debt or mitigation, without the written approval of the STATE provided that such approval shall not be unreasonably withheld as long as the purposes for which the Grant was awarded are maintained. Any such permission that is granted does not make the STATE a guarantor or a surety for any debt or mitigation, nor does it waive the STATE'S rights to enforce performance under the Grant CONTRACT.



5. All real property, or rights thereto, acquired with GRANT MONIES shall be subject to an appropriate form of restrictive title, rights, or covenants approved by the STATE. If the project property is taken by use of eminent domain, GRANTEE shall reimburse STATE an amount at least equal to the amount of GRANT MONIES received from STATE or the pro-rated full market value of the real property, including improvements, at the time of sale, whichever is higher.
6. If eminent domain proceedings are initiated against GRANTEE, GRANTEE shall notify STATE within 10 days of receiving the complaint.

#### **J. Nondiscrimination**

1. The GRANTEE shall not discriminate against any person on the basis of sex, race, color, national origin, age, religion, ancestry, sexual orientation, or disability in the use of any property or facility developed pursuant to this contract.
2. The GRANTEE shall not discriminate against any person on the basis of residence except to the extent that reasonable differences in admission or other fees may be maintained on the basis of residence and pursuant to law.
3. All facilities shall be open to members of the public generally, except as noted under the special provisions of this project contract or under provisions of the enabling legislation and/or grant program.

#### **K. Severability**

If any provision of this CONTRACT or the application thereof is held invalid, that invalidity shall not affect other provisions or applications of the CONTRACT which can be given effect without the invalid provision or application, and to this end the provisions of this CONTRACT are severable.

#### **L. Liability**

1. STATE assumes no responsibility for assuring the safety or standards of construction, site improvements or programs related to the GRANT SCOPE. The STATE'S rights under this CONTRACT to review, inspect and approve the GRANT SCOPE and any final plans of implementation shall not give rise to any warranty or representation that the GRANT SCOPE and any plans or improvements are free from hazards or defects.
2. GRANTEE will secure adequate liability insurance, performance bond, and/or other security necessary to protect the GRANTEE'S and STATE'S interest against poor workmanship, fraud, or other potential loss associated with completion of the grant project.

#### **M. Assignability**

Without the written consent of the STATE, the GRANTEE'S interest in and responsibilities under this CONTRACT shall not be assignable by the GRANTEE either in whole or in part.

#### **N. Use of Grant Monies**

GRANTEE shall not use any grant funds (including any portion thereof) for the purpose of making any leverage loan, pledge, promissory note or similar financial device or transaction, without: 1) the prior written approval of the STATE; and 2) any financial or legal interests created by any such leverage loan, pledge, promissory note or similar financial device or transaction in the project property shall be completely subordinated to this CONTRACT through a Subordination Agreement provided and approved by the STATE, signed by all parties involved in the transaction, and recorded in the County Records against the fee title of the project property.

#### **O. Section Headings**

The headings and captions of the various sections of this CONTRACT have been inserted only for the purpose of convenience and are not a part of this CONTRACT and shall not be deemed in any manner to modify, explain, or restrict any of the provisions of this CONTRACT.

#### **P. Waiver**

Any failure by a party to enforce its rights under this CONTRACT, in the event of a breach, shall *not* be construed as a waiver of said rights; and the waiver of any breach under this CONTRACT shall *not* be construed as a waiver of any subsequent breach.

### **III. SPECIAL PROVISIONS**

On March 4, 2022, Governor Gavin Newsom issued Executive Order N-6-22 (the EO) regarding Economic Sanctions against Russia and Russian entities and individuals. "Economic Sanctions" refers to sanctions imposed by the U.S. government in response to Russia's actions in Ukraine, as well as any sanctions imposed under state law. The EO directs state agencies to terminate contracts with, and to refrain from entering any new contracts with, individuals or entities that are determined to be a target of Economic Sanctions. This Executive order extends to recipients of any State Grants (Grantee). Grantees include those who have contracted or will contract to receive State grants funds. Accordingly, should the State determine that a Grantee is a target of Economic Sanctions or is conducting prohibited transactions with sanctioned individuals or entities, that shall be grounds for termination of this agreement. The State shall provide the Grantee advance written notice of such termination, allowing the Grantee at least 30 calendar days to provide a written response. **Termination of any contract found to be in violation of this Executive Order shall be at the sole discretion of the State.**

**SIGNATURES**

City of Coachella  
GRANTEE

By:   
Signature of Authorized Representative

Title: City Manager

Date: 11/27/2023

STATE OF CALIFORNIA  
DEPARTMENT OF PARKS AND RECREATION

By: DocuSigned by:  
*Cristelle Fazeli*  
7009862C771F404...

Date: 11/30/2023



**STAFF REPORT**  
**7/10/2024**

**TO:** Honorable Mayor and City Council Members

**FROM:** Castulo Estrada, Utilities Manager

**SUBJECT:** Adopt Resolution No. 2024-31 Approving American Rescue Plan Act Funds (ARPA) for the State and Local Fiscal Recovery Fund (SLFRF) Program for the Coachella Sanitary District Headworks Screening Improvements Project in the Amount of \$800,000.

**STAFF RECOMMENDATION:**

That the City Council adopt Resolution No. 2024-31, authorizing the appropriation of American Rescue Plan Act funds from the State and Local Fiscal Recovery Fund program in the amount of Eight Hundred Thousand dollars (\$800,000) for the Coachella Sanitary District Headworks Screening Improvements Project.

**BACKGROUND:**

President Biden signed the American Rescue Plan Act (ARPA) into law on March 11, 2021. The legislation provides \$1.9 trillion in economic stimulus funds to assist in the recovery from the COVID-19 pandemic. One component of the legislation is the Coronavirus State and Local Fiscal Recovery Funds (SLFRF) program, which provides funds directly to local jurisdictions to respond to the economic and public health impacts of COVID-19. The City of Coachella expects to receive \$10.94 million in total SLFRF due to its size and demographics.

City Staff identified a list of projects to implement utilizing ARPA funding with the input gathered through community outreach and the City Council, indicated below:

- Study Session I – August 25, 2021
- Study Session II – November 15, 2021
- Public Survey/Community Outreach – November 2021

ARPA program guidelines under “2022 Final Rule” was then released by the U.S. Department of the Treasury on January 6, 2022 and took effect on April 1, 2022, which provided substantial flexibility for local jurisdictions within the four separate eligible use categories identified below:

- Replace lost public sector revenue
- Support the COVID-19 public health and economic response

- Provide premium pay for eligible workers performing essential work
- Invest in water, sewer, and broadband infrastructure

On August 2023, the U.S. Department of the Treasury released additional guidelines and amendments to the SLFRP program under the 2023 Interim Final Rule, which are indicated below:

- Emergency Relief from Natural Disasters
- Surface Transportation Projects
- Title 1 Projects (projects that are eligible under the CDBG program)

Under the SLFRF program, funds must be obligated by December 31, 2024 and must be expended by December 31, 2026. On October 25, 2023, Staff provided an update on the ARPA funding to the City Council.

**DISCUSSION/ANALYSIS:**

Council authorized \$2,210,000.00 of ARPA funds be set aside for “Utility Projects”. These projects benefit all residents as they improve the utilities that provide service to the City without the need to increase rates as a result of these improvements.

On February 28, 2024 the City Council authorized the planning and design for construction specifications and cost estimates for the Headworks Screening Improvements at the Sanitary Wastewater Treatment Plant. The design package is scheduled to be complete in July of 2024 and it is anticipated that a notice for bids will be published in August of 2024 and a contract will be awarded in September – October of 2024.

**FISCAL IMPACT:**

The cost estimate for the construction of the Headworks Screening Improvements is approximately \$1,000,000.00. Staff is recommending \$800,000 of the \$2,210,000.00 that Council has already set aside for Utility Projects is used for the construction of the Headworks Screening Improvements Project.

**EXHIBIT(S):**

1. Resolution No. 2024-31
2. City of Coachella ARPA Project List

**RESOLUTION NO. 2024-31**

**A RESOLUTION OF THE CITY OF COACHELLA AUTHORIZING THE USE OF THE AMERICAN RESCUE PLAN ACT FUNDS (ARPA) FOR THE STATE AND LOCAL RECOVERY FUND (SLFRF) PROGRAM FOR THE COACHELLA SANITARY DISTRICT HEADWORKS SCREENING IMPROVEMENTS PROJECT IN THE AMOUNT OF \$800,000.00**

**WHEREAS**, the City, as a recipient of the American Rescue Plan Act funds (ARPA) under State and Local Fiscal Recovery Funds ("SLFRF") program, may contract with subrecipients for the furnishing of such services for the City or any Department thereof; and

**WHEREAS**, as a recipient of these funds, the City, is a recipient of SLFRF funds and must comply with all requirements regarding the use and reporting for expenditures of SLFRF funds; and

**WHEREAS**, since its emergence in early 2020, the COVID-19 pandemic has negatively impacted public health and the economy on a global scale, throughout the nation, and in the City of Coachella; and

**WHEREAS**, the pandemic both caused and magnified negative impacts on residents of the City, particularly low- and moderate-income families, regarding public health, food and housing insecurity, childcare, among other areas; and

**WHEREAS**, although as of June 15, 2021 the State substantially lifted public health orders that had been in place limiting certain activities to mitigate the spread of COVID-19, the pandemic continues to pose risks to public health and the need to respond to those risks and to recover from the negative public health and economic impacts of the pandemic continues, in particular due to the recent surge in COVID-19 cases resulting from the highly contagious Omicron BA.4 and BA.5 variant; and

**WHEREAS**, City Staff has confirmed that the Fire Station Remodel qualifies for ARPA funding under the general Federal Guidelines.

**NOW, THEREFORE, BE IT RESOLVED** by the City Council of the City of Coachella that the foregoing Recitals are true, correct, and are hereby adopted by the City of Coachella. Based on those Recitals, the City Council hereby finds and declares as follows:

**SECTION 1.** The City Council hereby designates and authorizes City Staff to use the American Rescue Plan Act funds (ARPA) State and Local Recovery Fund program (SLFRF) for the Coachella Sanitary District Headworks Screening Improvements Project.

**SECTION 2.** The City Council hereby appropriates Eight Hundred Thousand Dollars (\$800,000) in ARPA funding to the Coachella Sanitary District Headworks Screening Improvements Project.



**PASSED, APPROVED and ADOPTED** this 10<sup>th</sup> day of July 2024.

---

Steven A. Hernandez  
Mayor

**ATTEST:**

---

Angela M. Zepeda  
City Clerk

**APPROVED AS TO FORM:**

---

Carlos Campos  
City Attorney

STATE OF CALIFORNIA            )  
COUNTY OF RIVERSIDE        ) ss.  
CITY OF COACHELLA            )

**I HEREBY CERTIFY** that the foregoing Resolution No. 2024-31 was duly adopted by the City Council of the City of Coachella at a regular meeting thereof, held on the 10<sup>th</sup> day of July 2024, by the following vote of Council:

AYES:

NOES:

ABSENT:

ABSTAIN:

---

Delia Granados  
Deputy City Clerk

# American Relief Act Fund



Title	Original Cost	Type	Summary	Approved Amount
<del>Broadband Feasibility Study</del>	<del>\$ 80,000</del>	Study	<del>Increase broadband capacity</del>	
Home Repair/Weatherization Program	\$ 500,000	City Program	\$20,000/applicant = 25 applicants	\$ 500,000
Workforce Development Program	\$ 500,000	City Program	Government Pathway Internship Program - One Future CV & Resident Engagement Academy	\$ 613,450
New Citywide Software Upgrade	\$ 400,000	Project	Permit tracking, plan submittal, finance, business license, etc.	\$ 400,000
Fire Station Remodel Project	\$ 5,000,000	Project	Public Safety - Technology Infrastructure	\$ 5,491,401
<del>Civic Center Pandemic Retrofit Project</del>	<del>\$ 600,000</del>	Project	<del>Technology Infrastructure</del>	
Sewer/Water Infrastructure Projects	\$ 2,210,000	Project	Sewer Projects (Sanitary Plant Equipment)	\$ 2,210,000
<del>Broadband Infrastructure Projects</del>	<del>\$ 202,000</del>	Project	<del>Wi-Fi at City Parks (Rancho Las Flores, Bagdouma and Dateland Parks)</del>	
Cash Assistance Program	\$ 1,000,000	Non Profit Program	Possible Partnership is MAF and Lift to Rise	\$ 1,008,000
COVID-19 Public Health Mitigation and Prevention	\$ 450,000	City Program	COVID-19 Supplies	\$ 159,756
Central Park Project			Options - Develop tract map for housing project and park design and construction docs	\$ 559,393
<b>TOTAL:</b>			<b>\$ 10,942,000</b>	<b>\$ 10,942,000</b>



**STAFF REPORT**  
**7/10/2024**

**TO:** Honorable Mayor and City Council Members

**FROM:** Castulo Estrada, Utilities Manager

**SUBJECT:** Adopt Resolution No. 2024-32 Approving American Rescue Plan Act Funds (ARPA) for the State and Local Fiscal Recovery Fund (SLFRF) Program for the Coachella Sanitary District Tyler Street Capacity Improvements Project in the Amount of \$1,410,000.00

**STAFF RECOMMENDATION:**

That the City Council adopt Resolution No. 2024-32, authorizing the appropriation of American Rescue Plan Act funds from the State and Local Fiscal Recovery Fund program in the amount of One Million Four Hundred Ten Thousand dollars (\$1,410,000) for the Coachella Sanitary District Tyler Street Capacity Improvements Project.

**BACKGROUND:**

President Biden signed the American Rescue Plan Act (ARPA) into law on March 11, 2021. The legislation provides \$1.9 trillion in economic stimulus funds to assist in the recovery from the COVID-19 pandemic. One component of the legislation is the Coronavirus State and Local Fiscal Recovery Funds (SLFRF) program, which provides funds directly to local jurisdictions to respond to the economic and public health impacts of COVID-19. The City of Coachella expects to receive \$10.94 million in total SLFRF due to its size and demographics.

City Staff identified a list of projects to implement utilizing ARPA funding with the input gathered through community outreach and the City Council, indicated below:

- Study Session I – August 25, 2021
- Study Session II – November 15, 2021
- Public Survey/Community Outreach – November 2021

ARPA program guidelines under “2022 Final Rule” was then released by the U.S. Department of the Treasury on January 6, 2022 and took effect on April 1, 2022, which provided substantial flexibility for local jurisdictions within the four separate eligible use categories identified below:

- Replace lost public sector revenue
- Support the COVID-19 public health and economic response

- Provide premium pay for eligible workers performing essential work
- Invest in water, sewer, and broadband infrastructure

On August 2023, the U.S. Department of the Treasury released additional guidelines and amendments to the SLFRP program under the 2023 Interim Final Rule, which are indicated below:

- Emergency Relief from Natural Disasters
- Surface Transportation Projects
- Title 1 Projects (projects that are eligible under the CDBG program)

Under the SLFRF program, funds must be obligated by December 31, 2024 and must be expended by December 31, 2026. On October 25, 2023, Staff provided an update on the ARPA funding to the City Council.

**DISCUSSION/ANALYSIS:**

Council authorized \$2,210,000.00 of ARPA funds be set aside for “Utility Projects”. These projects benefit all residents as they improve the utilities that provide service to the City without the need to increase rates as a result of these improvements.

On January 28, 2024 the City Council authorized the planning and design for construction specifications and cost estimates for the Tyler Street Capacity Improvements CIP Project S-18. The design package is scheduled to be complete in August of 2024 and it is anticipated that a notice for bids will be published in September of 2024 and a contract will be awarded in October - November of 2024.

**FISCAL IMPACT:**

The cost estimate for the construction of the Tyler Street Capacity Improvements Project is approximately \$1,500,000.00. Staff is recommending \$1,410,000 of the \$2,210,000.00 that Council has already set aside for Utility Projects is used for the construction of the Tyler Street Capacity Improvements Project.

**EXHIBIT(S):**

1. Resolution No. 2024-32 - Approving American Rescue Plan Act Funds (ARPA) for the State and Local Fiscal Recovery Fund (SLFRF) Program for the Coachella Sanitary District Tyler Street Capacity Improvements Project in the Amount of \$1,410,000.00
2. City of Coachella ARPA Project List

**RESOLUTION NO. 2024-32**

**A RESOLUTION OF THE CITY OF COACHELLA AUTHORIZING THE USE OF THE AMERICAN RESCUE PLAN ACT FUNDS (ARPA) FOR THE STATE AND LOCAL RECOVERY FUND (SLFRF) PROGRAM FOR THE COACHELLA SANITARY DISTRICT TYLER STREET CAPACITY IMPROVEMENTS PROJECT IN THE AMOUNT OF \$1,410,000.00**

**WHEREAS**, the City, as a recipient of the American Rescue Plan Act funds (ARPA) under State and Local Fiscal Recovery Funds ("SLFRF") program, may contract with subrecipients for the furnishing of such services for the City or any Department thereof; and

**WHEREAS**, as a recipient of these funds, the City, is a recipient of SLFRF funds and must comply with all requirements regarding the use and reporting for expenditures of SLFRF funds; and

**WHEREAS**, since its emergence in early 2020, the COVID-19 pandemic has negatively impacted public health and the economy on a global scale, throughout the nation, and in the City of Coachella; and

**WHEREAS**, the pandemic both caused and magnified negative impacts on residents of the City, particularly low- and moderate-income families, regarding public health, food and housing insecurity, childcare, among other areas; and

**WHEREAS**, although as of June 15, 2021 the State substantially lifted public health orders that had been in place limiting certain activities to mitigate the spread of COVID-19, the pandemic continues to pose risks to public health and the need to respond to those risks and to recover from the negative public health and economic impacts of the pandemic continues, in particular due to the recent surge in COVID-19 cases resulting from the highly contagious Omicron BA.4 and BA.5 variant; and

**WHEREAS**, City Staff has confirmed that the Fire Station Remodel qualifies for ARPA funding under the general Federal Guidelines.

**NOW, THEREFORE, BE IT RESOLVED** by the City Council of the City of Coachella that the foregoing Recitals are true, correct, and are hereby adopted by the City of Coachella. Based on those Recitals, the City Council hereby finds and declares as follows:

**SECTION 1.** The City Council hereby designates and authorizes City Staff to use the American Rescue Plan Act funds (ARPA) State and Local Recovery Fund program (SLFRF) for the Coachella Sanitary District Tyler Street Capacity Improvements Project.

**SECTION 2.** The City Council hereby appropriates One Million Four Hundred Ten Thousand Dollars (\$1,410,000.00) in ARPA funding to the Coachella Sanitary District Tyler Street Capacity Improvements Project.



**PASSED, APPROVED and ADOPTED** this 10<sup>th</sup> day of July 2024.

---

Steven A. Hernandez  
Mayor

**ATTEST:**

---

Angela M. Zepeda  
City Clerk

**APPROVED AS TO FORM:**

---

Carlos Campos  
City Attorney

STATE OF CALIFORNIA            )  
COUNTY OF RIVERSIDE        ) ss.  
CITY OF COACHELLA            )

**I HEREBY CERTIFY** that the foregoing Resolution No. 2024-32 was duly adopted by the City Council of the City of Coachella at a regular meeting thereof, held on the 10<sup>th</sup> day of July 2024, by the following vote of Council:

AYES:

NOES:

ABSENT:

ABSTAIN:

---

Delia Granados  
Deputy City Clerk

# American Relief Act Fund



Title	Original Cost	Type	Summary	Approved Amount
<del>Broadband Feasibility Study</del>	<del>\$ 80,000</del>	Study	<del>Increase broadband capacity</del>	
Home Repair/Weatherization Program	\$ 500,000	City Program	\$20,000/applicant = 25 applicants	\$ 500,000
Workforce Development Program	\$ 500,000	City Program	Government Pathway Internship Program - One Future CV & Resident Engagement Academy	\$ 613,450
New Citywide Software Upgrade	\$ 400,000	Project	Permit tracking, plan submittal, finance, business license, etc.	\$ 400,000
Fire Station Remodel Project	\$ 5,000,000	Project	Public Safety - Technology Infrastructure	\$ 5,491,401
<del>Civic Center Pandemic Retrofit Project</del>	<del>\$ 600,000</del>	Project	<del>Technology Infrastructure</del>	
Sewer/Water Infrastructure Projects	\$ 2,210,000	Project	Sewer Projects (Sanitary Plant Equipment)	\$ 2,210,000
<del>Broadband Infrastructure Projects</del>	<del>\$ 202,000</del>	Project	<del>Wi-Fi at City Parks (Rancho Las Flores, Bagdouma and Dateland Parks)</del>	
Cash Assistance Program	\$ 1,000,000	Non Profit Program	Possible Partnership is MAF and Lift to Rise	\$ 1,008,000
COVID-19 Public Health Mitigation and Prevention	\$ 450,000	City Program	COVID-19 Supplies	\$ 159,756
Central Park Project			Options - Develop tract map for housing project and park design and construction docs	\$ 559,393
<b>TOTAL:</b>	<b>\$ 10,942,000</b>			<b>\$ 10,942,000</b>



**STAFF REPORT**  
**7/10/2024**

**TO:** Honorable Mayor and City Council Members

**FROM:** Andrew Simmons, P.E., City Manager

**SUBJECT:** Adopt Resolution No. 2024-29 Approve American Rescue Plan Act Funds (ARPA) for the State and Local Fiscal Recovery Fund (SLFRF) Program for the Fire Station Remodel Project in the amount of \$300,000.

**STAFF RECOMMENDATION:**

That the City Council adopt Resolution No. 2024-29, authorizing the appropriation of American Rescue Plan Act funds from the State and Local Fiscal Recovery Fund program in the amount of three hundred thousand dollars (\$300,000) for the Fire Station Remodel Project.

**BACKGROUND:**

President Biden signed the American Rescue Plan Act (ARPA) into law on March 11, 2021. The legislation provides \$1.9 trillion in economic stimulus funds to assist in the recovery from the COVID-19 pandemic. One component of the legislation is the Coronavirus State and Local Fiscal Recovery Funds (SLFRF) program, which provides funds directly to local jurisdictions to respond to the economic and public health impacts of COVID-19. The City of Coachella expects to receive \$10.94 million in total SLFRF due to its size and demographics.

City Staff identified a list of projects to implement utilizing ARPA funding with the input gathered through community outreach and the City Council, indicated below:

- Study Session I – August 25, 2021
- Study Session II – November 15, 2021
- Public Survey/Community Outreach – November 2021

ARPA program guidelines under “2022 Final Rule” was then released by the U.S. Department of the Treasury on January 6, 2022 and took effect on April 1, 2022, which provided substantial flexibility for local jurisdictions within the four separate eligible use categories identified below:

- Replace lost public sector revenue
- Support the COVID-19 public health and economic response
- Provide premium pay for eligible workers performing essential work
- Invest in water, sewer, and broadband infrastructure

On August 2023, the U.S. Department of the Treasury released additional guidelines and amendments to the SLFRP program under the 2023 Interim Final Rule, which are indicated below:

- Emergency Relief from Natural Disasters
- Surface Transportation Projects
- Title 1 Projects (projects that are eligible under the CDBG program)

Under the SLFRF program, funds must be obligated by December 31, 2024 and must be expended by December 31, 2026. On October 25, 2023, Staff provided an update on the ARPA funding to the City Council.

**DISCUSSION/ANALYSIS:**

Staff recommends that the City Council adopt Resolution No. 2024-29 and appropriate the ARPA funds for the Fire Station Remodel Project. This project will replace the six (6) bay roll up doors with new high-speed doors with circular guide technology. The project will also include new lockers to provide storage for fire staff turnout equipment and additional furniture storage for the restrooms.

Currently, the roll-up doors are damaged and four of the six doors are out of service. The new doors will add redundancy and provide additional capacity for fire engines. The new doors are essential to ensure there are no disruptions in service. The lockers will provide a safe and adequate space to store turnout equipment to meet their current safety standards. This will prevent nuisance particles and carcinogens into the space. The additional furniture will provide storage to enhance efficiency for the first responders.

Overall, the additional funds will benefit a critical safety project and provide upgraded emergency and pandemic response to the community.

***Proposed Budget:***

Description:	Quantity:	Cost:	Total:
<b>Roll Up Doors (6)</b>	1	\$250,000	\$250,000
<b>Bathroom Furniture</b>	1	\$21,000	\$21,000
<b>Storage Lockers</b>	1	\$29,000	\$29,000
<b>GRAND TOTAL:</b>			<b>\$300,000</b>

**FISCAL IMPACT:**

There will be no impact to the General fund. Consequently, there will be a three hundred thousand dollars (\$300,000) cost that will impact the American Rescue Plan Act State and Local Fiscal Recovery Fund.

**EXHIBIT(S):**

1. Resolution No. 2024-29 - Authorizing the Appropriation of American Rescue Plan Act

Funds from the State and Local Fiscal Recovery Fund program in the Amount of \$300,000 for the Fire Station Remodel Project.

2. City of Coachella ARPA Project List



**RESOLUTION NO. 2024-29**

**A RESOLUTION OF THE CITY OF COACHELLA CITY COUNCIL  
AUTHORIZING THE USE OF THE AMERICAN RESCUE PLAN ACT  
FUNDS (ARPA) FOR THE STATE AND LOCAL RECOVERY FUND  
(SLFRF) PROGRAM FOR THE FIRE STATION REMODEL PROJECT IN  
THE AMOUNT OF \$300,000**

**WHEREAS**, the City, as a recipient of the American Rescue Plan Act funds (ARPA) under State and Local Fiscal Recovery Funds ("SLFRF") program, may contract with subrecipients for the furnishing of such services for the City or any Department thereof; and

**WHEREAS**, as a recipient of these funds, the City, is a recipient of SLFRF funds and must comply with all requirements regarding the use and reporting for expenditures of SLFRF funds; and

**WHEREAS**, since its emergence in early 2020, the COVID-19 pandemic has negatively impacted public health and the economy on a global scale, throughout the nation, and in the City of Coachella; and

**WHEREAS**, the pandemic both caused and magnified negative impacts on residents of the City, particularly low- and moderate-income families, regarding public health, food and housing insecurity, childcare, among other areas; and

**WHEREAS**, although as of June 15, 2021 the State substantially lifted public health orders that had been in place limiting certain activities to mitigate the spread of COVID-19, the pandemic continues to pose risks to public health and the need to respond to those risks and to recover from the negative public health and economic impacts of the pandemic continues, in particular due to the recent surge in COVID-19 cases resulting from the highly contagious Omicron BA.4 and BA.5 variant; and

**WHEREAS**, City Staff has confirmed that the Fire Station Remodel qualifies for ARPA funding under the general Federal Guidelines.

**NOW, THEREFORE, BE IT RESOLVED** by the City Council of the City of Coachella that the foregoing Recitals are true, correct, and are hereby adopted by the City of Coachella. Based on those Recitals, the City Council hereby finds and declares as follows:

**SECTION 1.** The City Council hereby designates and authorizes City Staff to use the American Rescue Plan Act funds (ARPA) State and Local Recovery Fund program (SLFRF) for the Fire Station Remodel Project.

**SECTION 2.** The City Council hereby appropriates Three Hundred Thousand Dollars (\$300,000) in ARPA funding to the Fire Station Remodel Project.

**PASSED, APPROVED and ADOPTED** this 10<sup>th</sup> day of July 2024.

---

Steven A. Hernandez  
Mayor

**ATTEST:**

---

Angela M. Zepeda  
City Clerk

**APPROVED AS TO FORM:**

---

Carlos Campos  
City Attorney

STATE OF CALIFORNIA            )  
COUNTY OF RIVERSIDE        ) ss.  
CITY OF COACHELLA            )

**I HEREBY CERTIFY** that the foregoing Resolution No. 2024-29 was duly adopted by the City Council of the City of Coachella at a regular meeting thereof, held on the 10<sup>th</sup> day of July 2024, by the following vote of Council:

AYES:

NOES:

ABSENT:

ABSTAIN:

---

Delia Granados  
Deputy City Clerk

# American Relief Act Fund



Title	Original Cost	Type	Summary	Approved Amount
<del>Broadband Feasibility Study</del>	<del>\$ 80,000</del>	Study	<del>Increase broadband capacity</del>	
Home Repair/Weatherization Program	\$ 500,000	City Program	\$20,000/applicant = 25 applicants	\$ 500,000
Workforce Development Program	\$ 500,000	City Program	Government Pathway Internship Program - One Future CV & Resident Engagement Academy	\$ 613,450
New Citywide Software Upgrade	\$ 400,000	Project	Permit tracking, plan submittal, finance, business license, etc.	\$ 400,000
Fire Station Remodel Project	\$ 5,000,000	Project	Public Safety - Technology Infrastructure	\$ 5,491,401
<del>Civic Center Pandemic Retrofit Project</del>	<del>\$ 600,000</del>	Project	<del>Technology Infrastructure</del>	
Sewer/Water Infrastructure Projects	\$ 2,210,000	Project	Sewer Projects (Sanitary Plant Equipment)	\$ 2,210,000
<del>Broadband Infrastructure Projects</del>	<del>\$ 202,000</del>	Project	<del>Wi-Fi at City Parks (Rancho Las Flores, Bagdouma and Dateland Parks)</del>	
Cash Assistance Program	\$ 1,000,000	Non Profit Program	Possible Partnership is MAF and Lift to Rise	\$ 1,008,000
COVID-19 Public Health Mitigation and Prevention	\$ 450,000	City Program	COVID-19 Supplies	\$ 159,756
Central Park Project			Options - Develop tract map for housing project and park design and construction docs	\$ 559,393
<b>TOTAL:</b>			<b>\$ 10,942,000</b>	<b>\$ 10,942,000</b>



**STAFF REPORT**  
**7/10/2024**

**TO:** Honorable Mayor and City Council Members

**FROM:** Ruben Ramirez, Controller

**SUBJECT:** Resolution No. 2024-27, a Resolution of the City Council of the City Of Coachella, Adopting an Annual Budget And Organizational Structure for Fiscal Year 2024-2025

**STAFF RECOMMENDATION:**

Adopt Resolution No. 2024-27 approving the annual budget, organizational structure, and policy changes for fiscal year 2024-2025 for the City of Coachella and its component units.

**BACKGROUND:**

I am pleased to submit for your review the proposed budget for the City of Coachella for all funds and departments and its component units for the fiscal year beginning July 1, 2024 and ending June 30, 2025.

In the proposed budget for Fiscal Year 2024-2025, the City of Coachella and all its component units have budgeted revenues of \$144.8 million and appropriations of \$152.5 million. \$41.1 million of these appropriations are for non-general fund capital expenditures. The City's General Fund has budgeted revenues of \$37.3 million and expenditure appropriations of \$37.3 million, resulting in a \$628 budgeted surplus. The General Fund is projected to have unrestricted reserves of \$13.6 million at June 30, 2025. Details are provided in the general fund schedules and tables that follow.

**HISTORY:**

During the prior three fiscal years (2022-2023 - 2024-2025) the City of Coachella has seen a steady recovery for our community. The prolonged slow recovery from the 2008 recession continues to affect our local economy. The voters passed Measure U, a sales tax rate increase of 1% in November of 2014. These funds were critical in allowing us to finish last fiscal year within budget. However, during these three fiscal years the City incurred steep increases in our contracts with Riverside County Sheriff and Riverside County/Cal Fire for Police and Fire services. The Police Department expenditures increased by \$444,639 (4.11%) and the Fire Department Expenditures increased by \$1,144,389 (24.8%) for a combined total of \$1,589,028 or a 10.29% increase in Public Safety expenditures over the last year. The Measure U sales tax revenue will allow the City to cover the increase in FY 2024-2025 public safety costs with only limited reductions of service level but these Public Safety contracted service increases by Riverside County are not sustainable over time.

**CHALLENGES AND PRIORITIES:****Public Safety Cost Increase**

Increases in public safety costs continue to be a challenge for the City. The County of Riverside's continuous increase to public safety services is limiting the amounts available to address capital needs, maintenance and operations in existing and future facilities. In Fiscal Year 2023-24, there was a total increase over the previous Fiscal Year to Police and Fire of \$413,910, which represents slightly over 2.75%. For the 2024-25 Fiscal Year, the total amount is expected to increase another \$1,589,028 or approximately 10.29%. The City anticipates the increases to continue as Riverside County shifts more cost recovery of police services on to its contract cities.

**ECONOMIC FORECASTS:**

The City of Coachella will endeavor to maintain a diversified and stable revenue base to minimize the effects of economic fluctuations. All estimates are conservative. General fund revenues are categorized into seven broad categories taxes, licenses and permits, charges for services, intergovernmental, fines and forfeitures, interest and other revenues and transfers in from other funds.

<b>Major Revenue Sources General Fund Fiscal Year 2024-25</b>						
	<b>FY 2020-21</b>	<b>FY 2021-22</b>	<b>FY 2022-23</b>	<b>FY 2023-24</b>	<b>FY 2023-24</b>	<b>FY 2024-25</b>
	<b>Actual</b>	<b>Actual</b>	<b>Actual</b>	<b>Budget</b>	<b>Estimated Year End</b>	<b>Budget</b>
Taxes	\$ 23,371,431	\$ 25,890,695	\$ 27,540,901	\$ 24,822,800	\$ 26,172,800	\$ 28,609,932
Licenses and Permits	648,250	738,102	910,130	555,000	555,000	518,195
Charges for Services	560,751	1,281,533	978,465	815,000	815,000	697,752
Intergovernmental	1,193,516	1,366,494	1,473,217	906,657	906,657	814,890
Fines and Forfeitures	141,647	261,806	350,103	230,000	230,000	250,000
Interest and Other Revenue	609,115	3,090,273	813,992	546,000	546,000	566,750
Transfers	4,159,009	4,135,764	4,332,090	5,822,307	5,822,307	5,891,519
<b>Total</b>	<b>\$ 30,683,719</b>	<b>\$ 36,764,667</b>	<b>\$ 36,398,897</b>	<b>\$ 33,697,764</b>	<b>\$ 35,047,764</b>	<b>\$ 37,349,038</b>

Intergovernmental revenues are substantial in comparison to other categories and consists of payments from other government entities including admin fees for administration of the Successor Agency and the Waste Transfer Station JPA. The general fund's position as the originating fund for all service components, i.e., Water, Sanitary, Fire, Police, Streets, and Redevelopment efforts has resulted in the general fund now receiving service charges from all service components. City's employee salary costs are disbursed among departments and service components to be able to ascertain both direct and indirect costs for City services rendered.

**General Fund Expenditures by Department**

The general fund is the main operating fund of the City of Coachella. It is used to account for all financial



resources except where legal, administrative or Generally Accepted Accounting Principles (GAAP) requirements cause them to be accounted for in another fund. The City's general fund activity includes departments that serve the general public as well as functions that provide administrative support to the various departments within the government and its agencies. The table shown below provides a summary list of the general fund Departments and their respective budgets.

City of Coachella  
General Fund Historical and Projected Expenditures by Department  
Fiscal Years 2024-2025

Department Name	FY 2021-22 Actual	FY 2022-23 Actual	FY 2023-24 Budget	FY 2023-24 Estimated Year End	FY 2024-25 Initial Budget
City Council	\$ 194,235	\$ 187,292	\$ 276,601	\$ 287,901	\$ 267,195
City Clerk	92,527	186,571	104,107	104,107	167,548
Admin - City Attorney	667,803	987,642	772,000	772,000	810,600
Admin - City Manager	368,293	422,186	251,289	251,289	305,999
Admin - Public Information Officer	-	-	210,087	210,087	363,761
Admin - Human Resources	232,801	217,420	348,075	348,075	399,094
Admin - General Government	3,208,664	3,461,586	4,582,314	4,732,943	4,411,341
Economic Development Department	71,602	201,764	413,607	413,607	375,215
Economic Development - Grant Administration	98,701	141,619	149,800	149,800	100,613
Finance Department	721,200	943,290	1,055,777	1,055,777	1,405,070
Information Technology	745,824	932,130	846,465	846,465	1,040,051
Development Services - Administration	-	54	307,998	307,998	338,254
Development Services - Planning	629,995	905,524	626,952	590,602	1,121,026
Development Services - Building	302,997	383,620	479,337	479,337	625,866
Development Services - Code Enforcement	379,010	414,849	760,598	760,598	1,060,173
Development Services - AVA	159,769	323,735	223,991	223,991	264,265
Development Services - Graffiti	64,322	85,648	215,488	215,488	183,544
Development Services - Cannabis Compliance	-	30,277	142,302	142,302	186,956
Engineering Department	797,722	656,415	952,302	952,302	1,138,400
Engineering - Storm Drain	-	14,970	-	-	50,000
Public Works - Administration	177,288	344,615	324,115	324,115	458,150
Public Works - Streets Maintenance	1,645,678	1,834,758	1,620,275	1,620,275	2,044,029
Public Works - Parks Maintenance	1,892,289	2,032,834	2,199,182	2,199,182	2,437,824
Public Works - Building Maintenance	1,069,676	1,194,523	1,336,367	1,336,367	1,197,890
Public Works - Fleet Maintenance	563,418	642,633	785,989	785,989	813,745
Public Works - Recreation Programs	370,912	314,459	168,113	168,113	225,507
Public Works - Seniors Program	320,037	413,968	477,890	477,890	450,787
Public Safety - Police Services	9,879,822	10,409,530	10,760,440	10,823,440	11,268,079
Public Safety - Animal Control	345,793	474,040	490,000	490,000	514,500
Public Safety - Emergency Services	125,415	(14,589)	80,000	80,000	80,000
Public Safety - Fire Services	1,709,174	1,751,018	2,540,049	2,540,049	3,242,928
<b>Total</b>	<b>\$ 26,834,967</b>	<b>\$ 29,894,382</b>	<b>\$ 33,501,511</b>	<b>\$ 33,690,090</b>	<b>\$ 37,348,410</b>

Other Funds

The City has various funds and special districts which are designated subdivisions of the general fund or are classified as component units. These other funds all have the Coachella City Council as the governing body and have their respective budgets approved by the Council for the fiscal year ended June 30, 2024.

Special revenue funds are used to account for the proceeds of specific revenue sources that are legally restricted for specific purposes. Special Revenue funds include State and Federal grants, funds to be used solely for capital projects, and the property taxes and charges collected by the County Tax-Collector's Office for the Successor Agency of the Former Coachella Redevelopment Agency and the Coachella Fire Protection District.

Capital Improvement Funds are used to account for project costs for the building of infrastructure to attract business and expand capacities. The Capital Improvement Program found in the last budget section is a listing of proposed and existing projects for the acquisition and construction of capital assets. These programs are outlined in the proposed five-year capital budget and existing capital projects. The five-year Capital Improvement Plan includes proposed financing for the 2024-25 fiscal year with projected revenue sources and project costs for the next four fiscal years. The Engineering Department has provided a comprehensive capital improvements plan that utilizes developer impact fees, grants and self-generated funds from the City's enterprise operations. Although the funds required for the proposed fiscal year projects are available, future year's projects may have a "To Be Determined" footnote if funds have not yet been identified.

#### Budget Preparation and Presentation

Individual general fund departments have included their accomplishments for the current fiscal year, their goals for the 2024-25 budget year and are presenting budget issues to the Council for your review and approval that will allow the Council to standardize future budget matters and keep the Council's policies in line with the City's priorities.

I would like to thank Public Works Director Maritza Martinez, City Engineer Andrew Simmons, Utilities Manager Castulo Estrada, Controller Ruben Ramirez, the Finance Department staff, Economic Development Director Celina Jimenez, Development Services Department Gabriel Perez, and all the City personnel who contributed to the entire budget process.

#### ATTACHMENTS:

1. Resolution No. 2024-27 – Adopting an Annual Budget and Organizational Structure for Fiscal Year 2024-2025
2. Fiscal Year 2024-2025 Draft Proposed Budget

**RESOLUTION 2024-27**

**A RESOLUTION OF THE CITY COUNCIL OF THE CITY OF COACHELLA, CALIFORNIA, ADOPTING AN ANNUAL BUDGET AND ORGANIZATIONAL STRUCTURE FOR FISCAL YEAR 2024-25**

**WHEREAS**, an annual budget and organization structure for Fiscal Year 2024-25 has been prepared by the City Manager, Department Heads and other City personnel; and

**WHEREAS**, the City Council has examined said budget and organizational structure and conferred with the City Manager and department heads; and

**WHEREAS**, the City Council has, after due deliberation and consideration, made such amendments in the proposed annual budget and organizational structure as it considered desirable.

**WHEREAS**, the City Council has, after due deliberation and consideration, made such amendments in the proposed annual budget and organizational structure as it considered desirable.

**NOW THEREFORE**, be it resolved by the City Council of the City of Coachella, California, as follows:

**SECTION 1.** That the budget and organizational structure and made a part hereof is hereby approved and effective July 1, 2024 with recommended modifications to:

- Add one full-time Department Assistant I (Grade 2) in the City Clerk department.
- Add one full-time Department Assistant I (Grade 2) in the Public Information Office department.
- Add one full-time Department Assistant I (Grade 2) in the Economic Development department.
- Add one full-time Management Analyst (Grade 14) to the Economic Development Department, to be funded with the TCC Grant. This position will be available to the extent of the grant funding.
- Add one full-time Department Assistant I (Grade 2) in the Finance Department.
- Create and add a new position: Accounting Technician I (Grade 7) in the Finance Department
- Create and add a new position: Accounting Technician II (Grade 30)

	<b>A</b>	<b>B</b>	<b>C</b>	<b>D</b>	<b>E</b>	<b>O</b>
<b>h</b>	36.64	38.48	40.40	42.42	44.54	46.77
<b>m</b>	6,351.70	6,350.65	6,349.60	6,348.55	6,347.50	6,346.45
<b>a</b>	76,220.35	80,031.37	84,032.94	88,234.58	92,646.31	97,278.63

This position will be promoted from Accounting Technician I to Accounting Technician II.

- Transfer the Finance Manager position to the Water and Sewer district. (not a promotion)
- Add one Principal Planner in the Planning department (Grade 39)
- Add one part-time Street Maintenance worker to the public works department (Grade 2)
- Add one part-time Building Maintenance worker to the Public Works Department (Grade 2)
- Convert one part-time Parks and Maintenance to full-time in the Public Works Department (Grade 2)
- Add one Code Enforcement Officer in the Code department (Grade 9)
- Add one Recreation Services Coordinator in the Parks and Recreation Department (Grade 4)

**SECTION 2.** That the Capital Improvements Budget for fiscal 2024-25 is hereby approved effective July 1, 2024.

**SECTION 3.** That all debt service payments on previously authorized debts issuances are authorized along with applicable transfers into and out of the City’s debt service fund.

**PASSED, APPROVED and ADOPTED** this 10<sup>th</sup> day of July 2024.

\_\_\_\_\_  
 Steven A. Hernandez  
 Mayor

**ATTEST:**

\_\_\_\_\_  
 Angela M. Zepeda  
 City Clerk

**APPROVED AS TO FORM:**

\_\_\_\_\_  
 Carlos L. Campos  
 City Attorney

STATE OF CALIFORNIA )  
COUNTY OF RIVERSIDE ) ss.  
CITY OF COACHELLA )

**I HEREBY CERTIFY** that the foregoing Resolution No. 2024-27 was duly adopted by the City Council of the City of Coachella at a regular meeting thereof, held on the 10<sup>th</sup> day of July 2024 by the following vote of the City Council:

AYES:

NOES:

ABSENT:

ABSTAIN:

\_\_\_\_\_  
Delia Granados,  
Deputy City Clerk

# CITY OF COACHELLA, CALIFORNIA



## Proposed Budget Fiscal Year 2024-2025



# CITY OF COACHELLA

## Fiscal Year 2024/2025

### Adopted Budget

#### CITY OFFICIALS

##### CITY COUNCIL

MAYOR.....	STEVEN HERNANDEZ
MAYOR PRO TEM.....	STEPHANIE VIRGEN
COUNCIL MEMBER.....	DENISE DELGADO
COUNCIL MEMBER.....	DR FRANK FIGUEROA
COUNCIL MEMBER.....	NEFTALI GALARZA

##### OTHER ELECTED OFFICIALS

CITY CLERK .....	ANGELA M. ZEPEDA
CITY TREASURER .....	ARTURO AVILEZ

##### ADMINISTRATIVE OFFICIALS

CITY MANAGER .....	DR. GABRIEL MARTIN
CITY ATTORNEY .....	CARLOS CAMPOS
CHIEF OF POLICE .....	MICHAEL BIANCO
DEVELOPMENT SERVICES DIRECTOR .....	GABRIEL PEREZ
ECONOMIC DEVELOPMENT DIRECTOR.....	CELINA JIMENEZ
CITY ENGINEER .....	ANDREW SIMMONS
BATTALION CHIEF .....	JUSTIN KARP
CONTROLLER.....	RUBEN RAMIREZ
PUBLIC WORKS DIRECTOR .....	MARITZA MARTINEZ
UTILITIES MANAGER.....	CÁSTULO ESTRADA





# Table of Contents

---

- A. CITY MANAGER’S BUDGET MESSAGE .....6**
- B. COMMUNITY PROFILE**
  - City of Coachella Mission Statement .....11
  - About the City.....13
  - Area map.....16
  - Area Statistics .....17
- C. GENERAL INFORMATION**
  - City Organization Chart.....23
  - City of Coachella—Budget Resolution .....24
  - Coachella Water Agency—Budget Resolution .....26
  - Coachella Fire Protection District—Budget Resolution.....28
  - Coachella Sanitary District— Budget Resolution .....35
  - Budget Calendar .....36
  - Budget Process.....37
  - Basis of Accounting and Accounting .....40
  - List of Funds .....41
  - Department Fund Matrix .....42
  - Description of Revenue Sources.....43
- D. FUND OVERVIEW SUMMARY SCHEDULES**
  - Summary of Ending Fund Balances .....47
  - General Fund Balance (Restricted/Unrestricted).....48
  - Summary of Revenues by Fund.....49
  - Summary of Expenditures by Fund .....50
  - Summary of Salaries and Benefits by Department.....51
  - Summary of Staffing History.....52
  - Summary of Appropriation Limits .....58
- E. FUND OVERVIEW DETAIL SCHEDULES**
  - General Fund Revenues .....59
  - Expenditures by Department .....62
  - Fund Expenditures by Category .....63
- GENERAL FUND EXPENDITURES**
  - City Council.....64
  - City Administration .....66
  - City Clerk.....67
  - City Attorney .....68
  - City Manager .....69



# Table of Contents

Economic Development .....	70
Human Resources.....	71
Public Information Officer .....	72
Grants Manager .....	73
Special Programs	
Senior Programs .....	74
Finance .....	75
Community Development Administration .....	77
Planning Division .....	79
Cannabis Compliance Division .....	80
Building Division .....	81
Engineering Division .....	82
Public Works .....	83
Administration.....	84
Streets Division .....	85
Parks Division .....	87
Parks & Recreation Program.....	89
Police Services .....	90
Neighborhood Services .....	92
Code Enforcement Department.....	92
Graffiti Abatement Program.....	93
Abandoned Vehicle Abatement Program.....	94
Animal Control.....	95
Emergency Services .....	96
General Government .....	97
Information Technologies .....	101
Fleet Maintenance .....	102
Building Maintenance .....	105
<b>F. <u>SPECIAL REVENUE FUNDS</u></b>	
Road Maintenance-Dillon Road (108) .....	107
Road Maintenance & Rehabilitation (SB 1) (109).....	109
State Gas Tax (111).....	110
Air Quality Improvement (112) .....	111
Local Transportation - Measure A (117).....	112
Development Impact Fees	
Park Land (120).....	113
Library Development (121).....	114
Park Improvements (126).....	115
Streets and Transportation (127) .....	116



# Table of Contents

## (Continued)

---

Police Facilities (128).....	117
General Government (129).....	118
Fire Protection Facilities (130).....	119
Public Arts (131).....	120
<b>Grants</b>	
Grants (152).....	121
CDBG - Community Development Block Grant (210).....	123
Landscape and Lighting Districts (160).....	124
Refuse (179).....	141
Community Facility District—Police (242).....	142
<b>G. DEBT SERVICE FUNDS</b>	
Debt Service (195).....	143
<b>H. <u>COACHELLA SANITARY DISTRICT</u></b> .....	
Sewer Connections.....	145
Revenues.....	146
Administration.....	148
Operations.....	149
Capital Projects.....	150
<b>I. <u>COACHELLA WATER AUTHORITY</u></b> .....	
Water Connection Fees.....	152
Revenues.....	153
Administration.....	154
Operations.....	155
Capital Expenditures.....	156
<b>J. <u>COACHELLA FIRE PROTECTION DISTRICT</u></b> .....	
Revenue/Expenditures.....	159
<b>K. <u>CAPITAL PROJECTS</u></b>	
Capital Projects Index.....	161
Capital Projects Summary Schedule.....	162



# City Manager's Budget Message

## Budget Message

**CITY COUNCIL FOR THE CITY OF COACHELLA**  
**COUNCIL FOR THE COACHELLA SANITARY DISTRICT**  
**COUNCIL FOR THE COACHELLA FINANCING AUTHORITY**  
**COUNCIL FOR THE COACHELLA WATER AUTHORITY**  
**COUNCIL FOR THE EDUCATIONAL AND GOVERNMENTAL ACCESS CABLE CHANNEL CORPORATION**  
**COUNCIL FOR THE COACHELLA FIRE PROTECTION DISTRICT**

**Mr. Mayor and Members of the City Council also acting as Board Members and Council Members for the respective Boards**

### Introduction and Summary

I am pleased to submit for your review the proposed budget for the City of Coachella for all funds and departments and its component units for the fiscal year beginning July 1, 2024 and ending June 30, 2025.

In the proposed budget for Fiscal Year 2024-2025, the City of Coachella and all its component units have budgeted revenues of \$144.8 million and appropriations of \$152.5 million. \$41.1 million of these appropriations are for non-general fund capital expenditures. The City's General Fund has budgeted revenues of \$37.3 million and expenditure appropriations of \$37.3 million resulting in a \$628 budgeted surplus. The General Fund is projected to have unrestricted reserves of \$13.6 million at June 30, 2025. Details are provided in the general fund schedules and tables that follow.

### History

During the prior three fiscal years (2022-2023 - 2024-2025) the City of Coachella has seen a steady recovery for our community. The prolonged slow recovery from the 2008 recession continues to affect our local economy. The voters passed Measure U, a sales tax rate increase of 1% in November of 2014. These funds were critical in allowing us to finish last fiscal year within budget. However, during these three fiscal years the City incurred steep increases in our contracts with Riverside County Sheriff and Riverside County/Cal Fire for Police and Fire services. The Police Department expenditures increased by \$444,639 (4.11%) and the Fire Department Expenditures increased by \$1,144,389 (24.8%) for a combined total of \$1,589,028 or a 10.29% increase in Public Safety expenditures over the last year. The Measure U sales tax revenue will allow the City to cover the increase in FY 2024-2025 public safety costs with only limited reductions of service level but these Public Safety contracted service increases by Riverside County are not sustainable over time.

### CHALLENGES AND PRIORITIES

#### Public Safety Cost Increase

Increases in public safety costs continue to be a challenge for the City. The County of Riverside's continuous increase to public safety services is limiting the amounts available to address capital needs, maintenance and operations in existing and future facilities. In Fiscal Year 2023-24, there was a total increase over the previous Fiscal Year to Police and Fire of \$413,940, which represents slightly over 2.75%. For the 2024-25 Fiscal Year, the total amount is expected to increase another \$1,589,028 or approximately 10.29%. The City anticipates the increases to continue as Riverside County shifts more cost recovery of police services on to its contract cities.



# City Manager's Budget Message

## ECONOMIC FORECASTS

The City of Coachella will endeavor to maintain a diversified and stable revenue base to minimize the effects of economic fluctuations. All estimates are conservative. General fund revenues are categorized into seven broad categories taxes, licenses and permits, charges for services, intergovernmental, fines and forfeitures, interest and other revenues and transfers in from other funds.

Major Revenue Sources General Fund Fiscal Year 2024-25						
	FY 2020-21 Actual	FY 2021-22 Actual	FY 2022-23 Actual	FY 2023-24 Budget	FY 2023-24 Estimated Year End	FY 2024-25 Budget
Taxes	\$ 23,371,431	\$ 25,890,695	\$ 27,540,901	\$ 24,822,800	\$ 26,172,800	\$ 28,609,932
Licenses and Permits	648,250	738,102	910,130	555,000	555,000	518,195
Charges for Services	560,751	1,281,533	978,465	815,000	815,000	697,752
Intergovernmental	1,193,516	1,366,494	1,473,217	906,657	906,657	814,890
Fines and Forfeitures	141,647	261,806	350,103	230,000	230,000	250,000
Interest and Other Revenue	609,115	3,090,273	813,992	546,000	546,000	566,750
Transfers	4,159,009	4,135,764	4,332,090	5,822,307	5,822,307	5,891,519
<b>Total</b>	<b>\$ 30,683,719</b>	<b>\$ 36,764,667</b>	<b>\$ 36,398,897</b>	<b>\$ 33,697,764</b>	<b>\$ 35,047,764</b>	<b>\$ 37,349,038</b>

Intergovernmental revenues are substantial in comparison to other categories. The general fund's position as the originating fund for all service components, i.e., Water, Sanitary, Fire, Police, Streets, and Redevelopment efforts has resulted in the general fund now receiving service charges from all funds. The process of ending Redevelopment has resulted in a significant loss of administrative funds. Redevelopment tax increment funds are still available to perform administrative and legal activities required to dispose of assets and restructure financing but they are limited and do not cover the full cost of the redevelopment agency dissolution. The City's 94 employees' salary costs are disbursed among 16 different departments and funds to be able to ascertain both direct and indirect costs from the family of employees for City services rendered



# City Manager's Budget Message

## GENERAL FUND EXPENDITURES BY DEPARTMENT

The General Fund is the main operating fund of the City of Coachella. It is used to account for all financial resources except where legal, administrative or Generally Accepted Accounting Principles (GAAP) requirements cause them to be accounted for in another fund.

The City's general fund activity includes departments that serve the general public as well as functions that provide administrative support to the various departments within the government and its agencies. The table shown below provides a summary list of the General Fund Departments and their respective budgets.

Department Name	FY 2021-22	FY 2022-23	FY 2023-24	FY 2023-24	FY 2024-25
	Actual	Actual	Budget	Estimated Year End	Initial Budget
City Council	\$ 194,235	\$ 187,292	\$ 276,601	\$ 287,901	\$ 267,195
City Clerk	92,527	186,571	104,107	104,107	167,548
Admin - City Attorney	667,803	987,642	772,000	772,000	810,600
Admin - City Manager	368,293	422,186	251,289	251,289	305,999
Admin - Public Information Officer	-	-	210,087	210,087	363,761
Admin - Human Resources	232,801	217,420	348,075	348,075	399,094
Admin - General Government	3,208,664	3,461,586	4,582,314	4,732,943	4,411,341
Economic Development Department	71,602	201,764	413,607	413,607	375,215
Economic Development - Grant Administration	98,701	141,619	149,800	149,800	100,613
Finance Department	721,200	943,290	1,055,777	1,055,777	1,405,070
Information Technology	745,824	932,130	846,465	846,465	1,040,051
Development Services - Administration	-	54	307,998	307,998	338,254
Development Services - Planning	629,995	905,524	626,952	590,602	1,121,026
Development Services - Building	302,997	383,620	479,337	479,337	625,866
Development Services - Code Enforcement	379,010	414,849	760,598	760,598	1,060,173
Development Services - AVA	159,769	323,735	223,991	223,991	264,265
Development Services - Graffiti	64,322	85,648	215,488	215,488	183,544
Development Services - Cannabis Compliance	-	30,277	142,302	142,302	186,956
Engineering Department	797,722	656,415	952,302	952,302	1,138,400
Engineering - Storm Drain	-	14,970	-	-	50,000
Public Works - Administration	177,288	344,615	324,115	324,115	458,150
Public Works - Streets Maintenance	1,645,678	1,834,758	1,620,275	1,620,275	2,044,029
Public Works - Parks Maintenance	1,892,289	2,032,834	2,199,182	2,199,182	2,437,824
Public Works - Building Maintenance	1,069,676	1,194,523	1,336,367	1,336,367	1,197,890
Public Works - Fleet Maintenance	563,418	642,633	785,989	785,989	813,745
Public Works - Recreation Programs	370,912	314,459	168,113	168,113	225,507
Public Works - Seniors Program	320,037	413,968	477,890	477,890	450,787
Public Safety - Police Services	9,879,822	10,409,530	10,760,440	10,823,440	11,268,079
Public Safety - Animal Control	345,793	474,040	490,000	490,000	514,500
Public Safety - Emergency Services	125,415	(14,589)	80,000	80,000	80,000
Public Safety - Fire Services	1,709,174	1,751,018	2,540,049	2,540,049	3,242,928
<b>Total</b>	<b>\$ 26,834,967</b>	<b>\$ 29,894,382</b>	<b>\$ 33,501,511</b>	<b>\$ 33,690,090</b>	<b>\$ 37,348,410</b>



# City Manager's Budget Message

---

## OTHER FUNDS

The City has various funds and special districts which are designated subdivisions of the general fund or are classified as component units. These other funds all have the Coachella City Council as the governing body and have their respective budgets approved by the Council for the fiscal year ended June 30, 2025.





# City Manager's Budget Message

## SPECIAL REVENUE FUNDS

Special revenue funds are used to account for the proceeds of specific revenue sources that are legally restricted for specific purposes. Special Revenue funds include State and Federal grants and subventions, impact fees, funds to be used solely for capital projects, and the property taxes and charges collected by the County Tax-Collector's Office for the Successor Agency of the Former Coachella Redevelopment Agency, the Coachella Sanitary District, and the Coachella Fire Protection District.

Capital Improvement Funds are used to account for project costs of permanent general or enterprise fund resources used for the building of infrastructure to attract business and expand capacities. The Capital Improvement Program found in the last budget section is a listing of proposed and existing projects for the acquisition and construction of capital assets. These programs are outlined in the proposed five-year capital budget and existing capital projects. The five-year Capital Improvement Plan includes proposed financing for the 2024-25 fiscal year with projected revenue sources and project costs for the next four fiscal years. The Engineering Department has provided a comprehensive capital improvements plan that utilizes bond proceeds from previous issuances, developer impact fees, grants and self-generated funds from the City's enterprise operations. Although the funds required for the proposed fiscal year projects are available, future year's projects may have a "To Be Determined" footnote if funds have not yet been identified.

## GENERAL FUND

Individual general fund departments have included their accomplishments for the current fiscal year, their goals for the 2024-25 budget year and are presenting budget issues to the Council for your review and approval that will allow the Council to standardize future budget matters and keep the Council's policies in line with the City's priorities.

I would like to thank Public Works Director Maritza Martinez, City Engineer Andrew Simmons, Development Services Director Gabriel Perez, Controller Ruben Ramirez, Finance Department staff, Celina Jimenez, Economic Development Director, and all the City personnel who contributed to the entire budget process.

Respectfully submitted,

Dr. Gabriel Martin

City Manager

# Mission Statement

## IN PARTNERSHIP WITH STAKEHOLDERS OF THE COMMUNITY:

- We provide a safe, healthy, attractive and family oriented community through
  - Sound fiscal and resources management, leadership, quality services, creativity, empowered employees and proactive City programs.

# Vision Statement

**THE MODEL CALIFORNIA MEXICAN-AMERICAN CITY WHERE THE RICH CULTURES OF UNITED STATES AND MEXICO ARE BLENDED INTO A VIBRANT AND DIVERSE COMMUNITY WITH:**

- Quality bilingual and multicultural education
- Community pride
- Prosperous business climate
- Superior quality of life
- Center for Mexican-American cultural events
- Dedicated governmental workforce
- Transportation center of Coachella Valley and home of the NAFTA Highway
- Balanced and creative housing
- Emphasis on quality service
- Partnership with all segments of the community
- Commitment to services for youth



# Our Values

## QUALITY SERVICE

- We make the quality of our service our number one priority.
- We eliminate barriers and complexity and strive for continuous improvement.
- We recognize there are many internal and external customers of Coachella and we strive to understand and meet their needs.
- We seek our customers' participation in evaluating the quality of our service.

## EMPLOYEES

- We value the talents our people bring to their jobs and believe that people want to do their best.
- We encourage personal and professional growth.
- We provide a work environment that allows our employees to do their best.

## ETHICAL CONDUCT

- We maintain the highest principles of professional ethics and take personal responsibility for our actions.
- We have adherence to the rule of law, to the Constitutions of California and the United States, and to utmost honesty.
- We have the courage to do the "right thing" even in the face of criticism, threat or pressure.
- Even though an action may be legal, we consider the ethical implications of the issue, always doing the "right thing" while maintaining integrity, respect and caring for others.



## INNOVATION

- We encourage and support creative solutions and risk taking to improve systems and services.

## LEADERSHIP

- We show the way by example.
- We share our vision, enable others to act and promote teamwork.

## TEAMWORK

- We are all one team in providing service to the community.
- We support each other to solve problems and improve what we do.

## TRUST

- We can count on each other to do what we say we will do.
- We communicate openly and honestly with each other.
- When things change, we tell people right away.
- We care about each other personally and professionally.
- We are candid and do not intentionally deceive any person.

## COMMUNITY INVOLVEMENT

- We serve the residents, businesses and visitors of Coachella and seek community participation in defining needs and priorities.

## TRADITIONS AND HERITAGE

- We recognize and honor the richness of our diverse population.
- We encourage and support cultural events which honor our heritage and traditions.
- We encourage and support family values which enrich our population and enhance pride in our community.





# Community Profile

## About the City



The History of the city and town of Coachella dates back more than 100 years to 1898 when the Coachella Valley was merely a part of the great undeveloped sand waste of the Colorado River basin. At that time, a heavy growth of mesquite and greasewood covered the Valley.

This area came into being as a place on the map when Jason L. Rector, known as the town's founder, established a mesquite wood terminal on a Southern Pacific Railroad siding from where lumber was hauled to market in Los Angeles. This spur or siding was named "Woodspur" and was a thriving business.



Jason L. Rector

The town site was known as Woodspur for the first three years of its existence. Mr. Rector relinquished this work and carried into execution a long cherished plan of surveying the valley. His next step was to put down a well to test the idea that an abundance of water was available for irrigation.

Settlement in the area did not begin until Rector, aided by his brother Lon B. Rector, had a well dug on the raw desert four miles east of Indio. This first well tapped a fine pure artesian water well (on what is now covered by the intersection of Grapefruit Avenue and Fifth Street in Coachella), which descended 550 feet and took eight months to dig. The Rectors completed the well in November of 1900.

This name was agreed upon. The developers formally laid out the town-site in January 1901, and sent a prospectus to the printers, which was to announce the opening of the new town and the tremendous agricultural possibilities in the surrounding area. But the printers returned the prospectus with Conchilla spelled Coachella (misreading the letter "n" for an "a" and misreading the "i" as an "e"). Rather than delay their announcement, Mr. Rector and the others decided to accept the name, which was also adopted by the Valley.



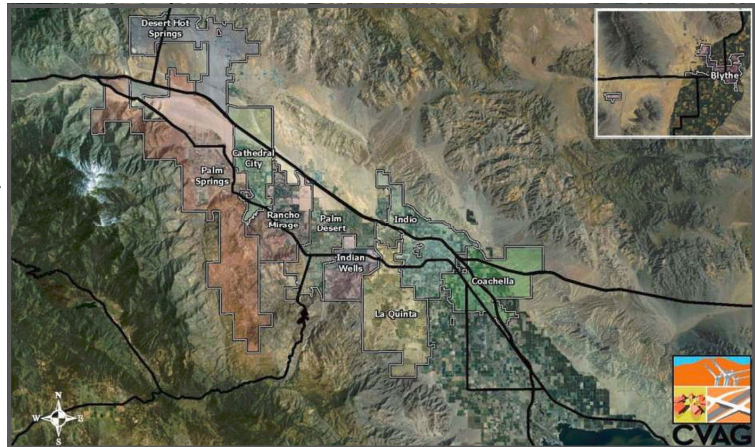
# Community Profile

## About the City

When it was found out that Mr. Rector had struck water in that arid region, many men came from various places to inspect the result. Before him, large amounts of money had been expended by several persons interested in the development of the section, but without success. By the well-directed efforts of Mr. Rector, irrigation was made possible and sturdy citizens were located on homesteads to which the prior rights had been forfeited by previous settlers, who on account of being unable to get water, had abandoned their claims.

On December 13, 1946 Coachella incorporated and officially became the “City of Coachella” by a 5-1 majority vote from a city operating under the general laws of the State of California. At the same time the first City Council was elected during the incorporation voting process. Coachella first began as 2.5-square-miles. In the 1950’s Coachella started the process to expand into its present sphere that includes 32 square miles. During the progressive 1950s, the city began its evolution towards the economic heights experienced today.

The City is located at the east end of the Coachella Valley approximately 40 miles south of Palm Springs, California. The surrounding area is largely agriculture land to the south; undeveloped land to the east and north; and, urban growth to the west. The communities of Coachella -- including Thermal and Mecca -- include more than 70,000 acres of land irrigated by the Colorado River via a complex canal system. This is where many of California's largest crops of lemons, avocados, figs and persimmons are grown.



Significant changes are occurring within the City and in the surrounding area. Coachella is a small, stable community located in the center of

the fastest growing region in the area, the eastern Coachella Valley. The City offers a wealth of opportunity and an unmatched lifestyle for which the whole valley is internationally known.

The "City of Eternal Sunshine - Gateway to the Salton Sea" is largely a young, rural and family-oriented area of the desert. Much of its population is made up of younger Hispanic family groups that enjoy a sense of community and a lifestyle enriched with elements of a proud heritage.



# Community Profile About the City



Coachella's population is long established, with a young median age of 33.5, and is growing fast, 88% since 2000. Coachella's stability is evidenced by its unusually high rate of 63.8% home ownership. The city offers residents extensive community facilities, services and parks.

Since Congress passed the North American Free Trade Agreement (NAFTA), Highway 86, the road that runs through downtown Coachella, has been nicknamed the NAFTA Highway. Hundreds of tractor-trailer trucks pass through on their way to the Mexican border and southern markets. Major issues that will affect the growth of the City and its economic viability in the future are:

- The expansion of the Indian gaming industry in the area.
- Advancement of urban development from the west into Coachella.
- Attractiveness of relatively inexpensive land in a commercially friendly environment.
- The City's ability to obtain financing and other assistance for infrastructure expansion.
- Annexation of new areas into the City.

The City of Coachella operates under a council-manager form of government which consists of four Councilmember's, the Mayor and the City Manager. The four City Council members are elected at large for staggered four-year terms. The position of Mayor is also elected at large and serves a two-year term. The Mayor Pro-Tem is elected by the Councilmember's and rotated on an annual basis.

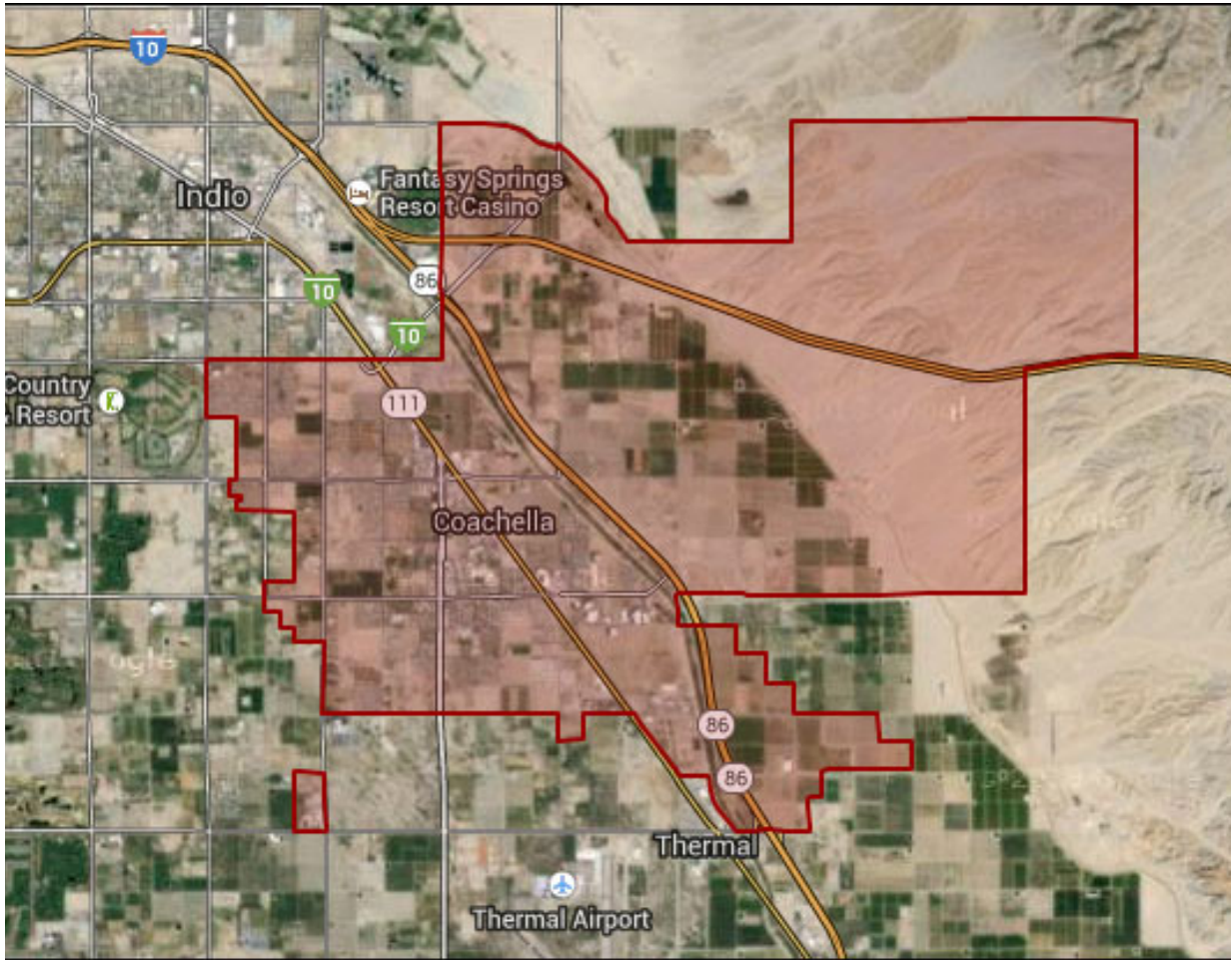
The City of Coachella is a full-service City and provides the following services:

- Police and fire (contracted with Riverside County)
- Highways, engineering, building, streets and park maintenance
- Planning and zoning
- Public improvements
- General administrative services
- Water and sewer services
- Code Enforcement and Animal Control
- Economic Development





# Community Profile Area Map



● ..... ● ..... ● ..... ● ..... ●

**1876**

The city is founded as Woodspur when the Southern Pacific Railroad builds a rail siding.

**1901**

The citizens vote to rename their 2.5-square-mile community Coachella.

**1910**

Coachella Valley High, the oldest secondary school in the valley, opens.

**1946**

The City of Coachella incorporates.

**2001**

A significant annexation of property takes place, which increases the city's area to 32 square miles.

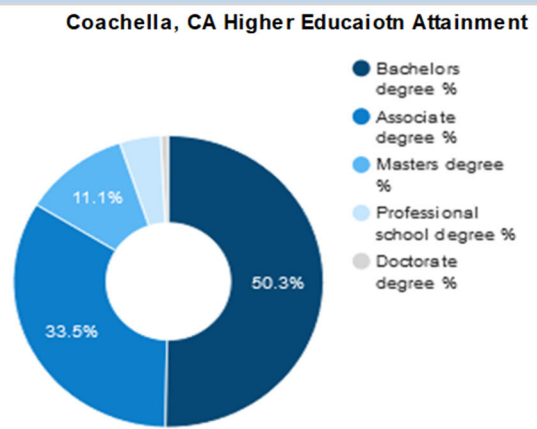
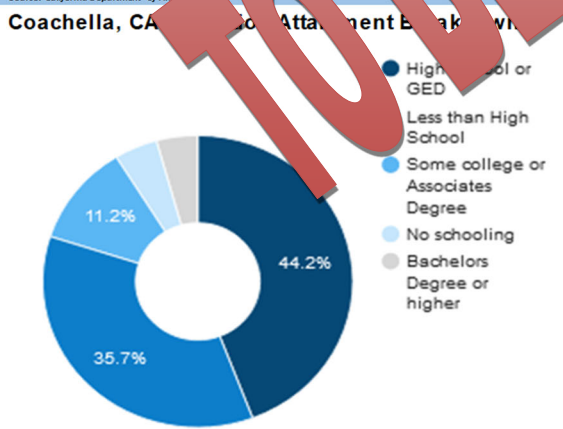
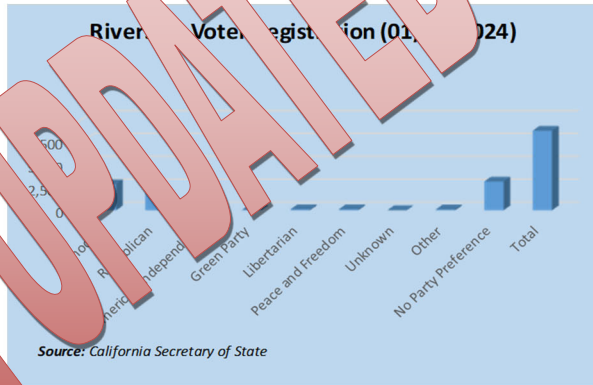
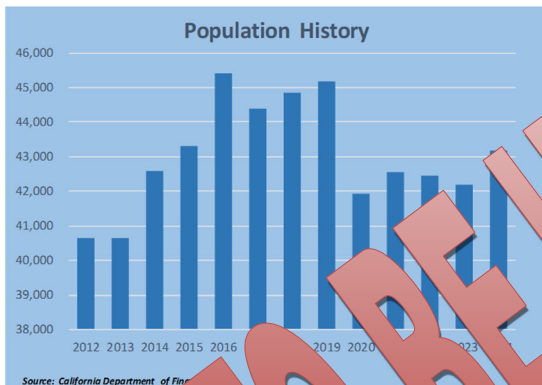
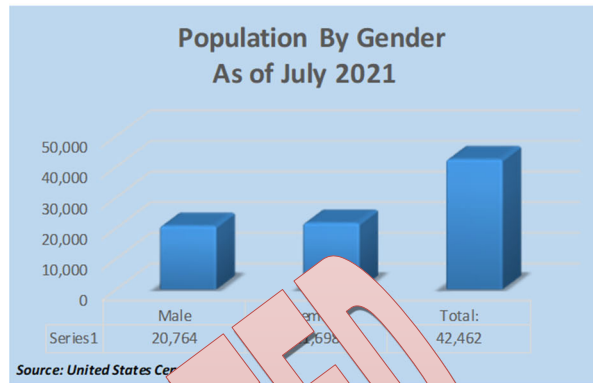
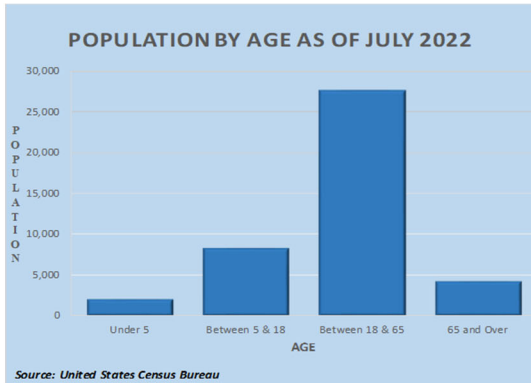




# Community Profile

## Area Statistics

**The Population** of Coachella is long established, with a young median age of 34.9 and a growth rate of 2.4% percent between 2023 and 2024 . Populations characteristics are as follows:



Education metrics using the latest 2022 American Community survey Date  
 Source: Towncharts.com



# Community Profile Area Statistics

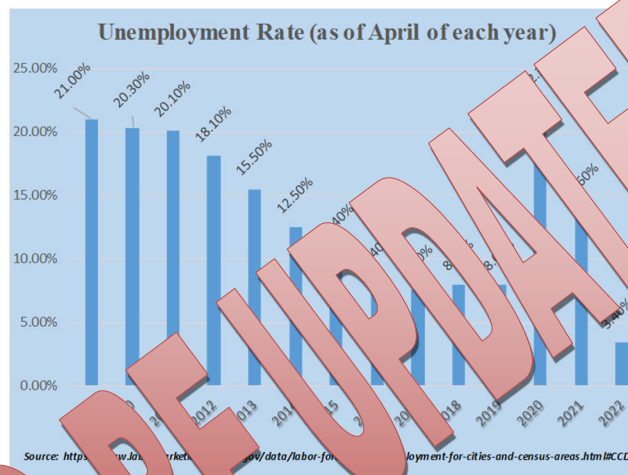
## Economic Data of Coachella:

Income as of July 1, 2020	
Median Household Income	\$ 40,270
Average Household Income	\$ 54,625
Percapita Income	\$ 12,336

*Source: california.hometownlocator.com*

Assessed Values	
	Billions
Fiscal Year 2019-20	\$ 1,986
Fiscal Year 2018-19	\$ 1,878
Fiscal Year 2017-18	\$ 1,770
Fiscal Year 2016-17	\$ 1,665
Fiscal Year 2015-16	\$ 1,569

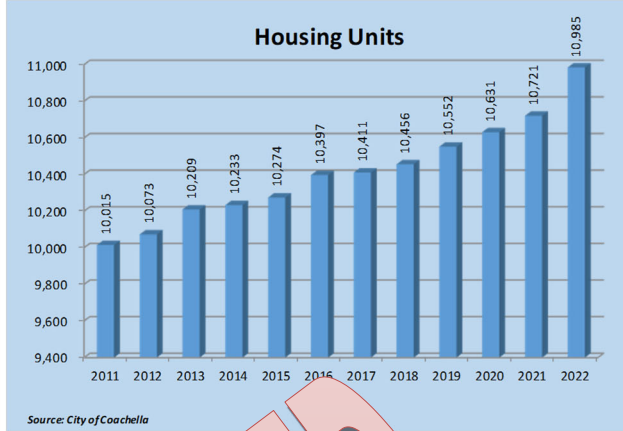
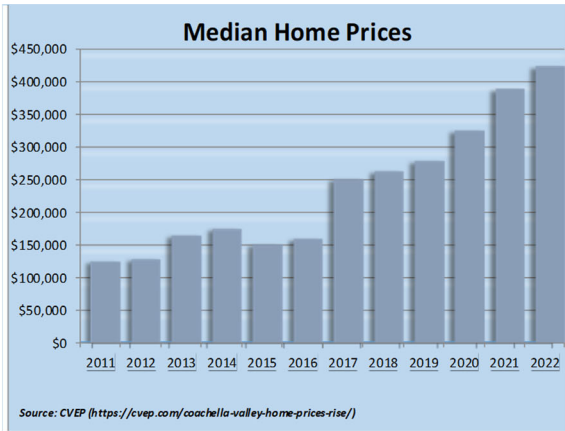
*Source: County of Riverside Auditor Controller*





# Community Profile Area Statistics

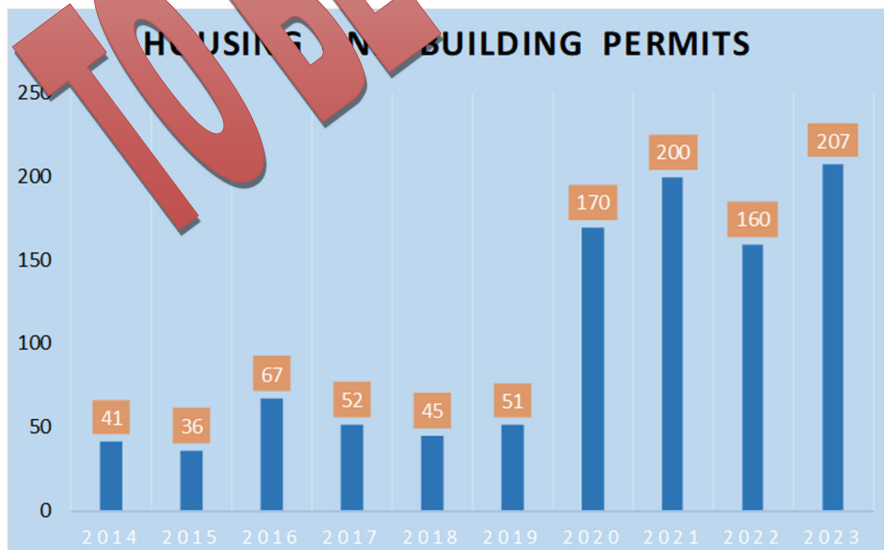
## Housing Data of Coachella:



Housing		
Year	Housing Units	Persons Per Household
2017	10,411	4.54
2018	10,456	4.54
2020	10,631	4.51
2021	10,721	4.51
2022	10,985	4.50
2023	11,190	4.55

Source: Riverside County, Center for Demographics

- Industrial Sites 1 to 6 Area
- » Industrial Park
  - » Health Industry Zoning
  - » Federal Employment Zone
  - » State Long Credit Pilot Area
  - » Infrastructure Adopted General Plan
  - » Sewer Master Plan
  - » Housing Plan





# Community Profile

## Area Statistics

### Public Safety

#### Police Department—Contract Riverside County Sheriff:

- 17.44 Patrol Officers @ 90 hours per day
- 1 Sheriff's Sergeant
- 3 Community Action Team (sdc-b)
- 1 Coachella Valley Violent Gang Task Force Officer
- 1 Coachella Valley Narcotic Task Force Officer
- 3 Community Service Officer II
- 1 Community Service Officer II (3 year Grant)
- 2 Traffic/Motor Officers

#### Coachella Fire Protection District: Fire Department –Contract Riverside County Fire Department/CAL FIRE

- Medic Engine 79
- 3 Fire Captains
- 6 Engineer
- 1 Engineer Medics
- 3 Firefighter II
- 1 Volunteer Program
- 1 Office Assistant







# Community Profile

## Area Statistics

---

### Sewer Service

4.5 Million Gallons

Capacity per day  
Disinfected Secondary Level  
Treatment Plant



### Municipal Water Plant

3 Reservoirs

10 million gal. Capacity





# Community Profile

## Area Statistics

### **Parks and Recreation:**

City of Coachella parks and recreation provides a variety facilities with diverse services. Currently City of Coachella has eight parks, one tot lot, one community center, one boxing club, and three splash pads.

#### **Bagdouma Park:**

Baseball/Softball	Tables	Snack Bar	Barbeques
Benches	Swimming pool	Bleachers	Exercise Stations
Pavilion	Parking	Play Ground	Splash Pad Water
Soccer/Football	Basketball Courts	Drinking Fountain	
Beach Volleyball	Community Center	Boxing Club	

#### **Dateland Park:**

Skateboard facility	Benches	Playground
Open Grass	Splash Pad Water	Tables
Drinking Fountain		

#### **Rancho De Oro Park:**

Baseball/Softball	Tables	Playground
Open Grass	Splash Pad Water	Benches
Barbeques		

#### **Sierra Vista Park:**

Benches	Open Grass	Playground
Barbeques	Basketball	Drinking Fountain
	Tables	

#### **Veterans Park:**

Tables	Benches	Barbeques
Bleachers	Open grass	Stage

#### **Shady Lane Park (Community Garden):**

Tables	Open grass	Drinking Fountain
Bike Repair Station	Citrus Trees	Exercise Stations

#### **Tot Lot Park:**

Playground	Benches	Barbeques
------------	---------	-----------

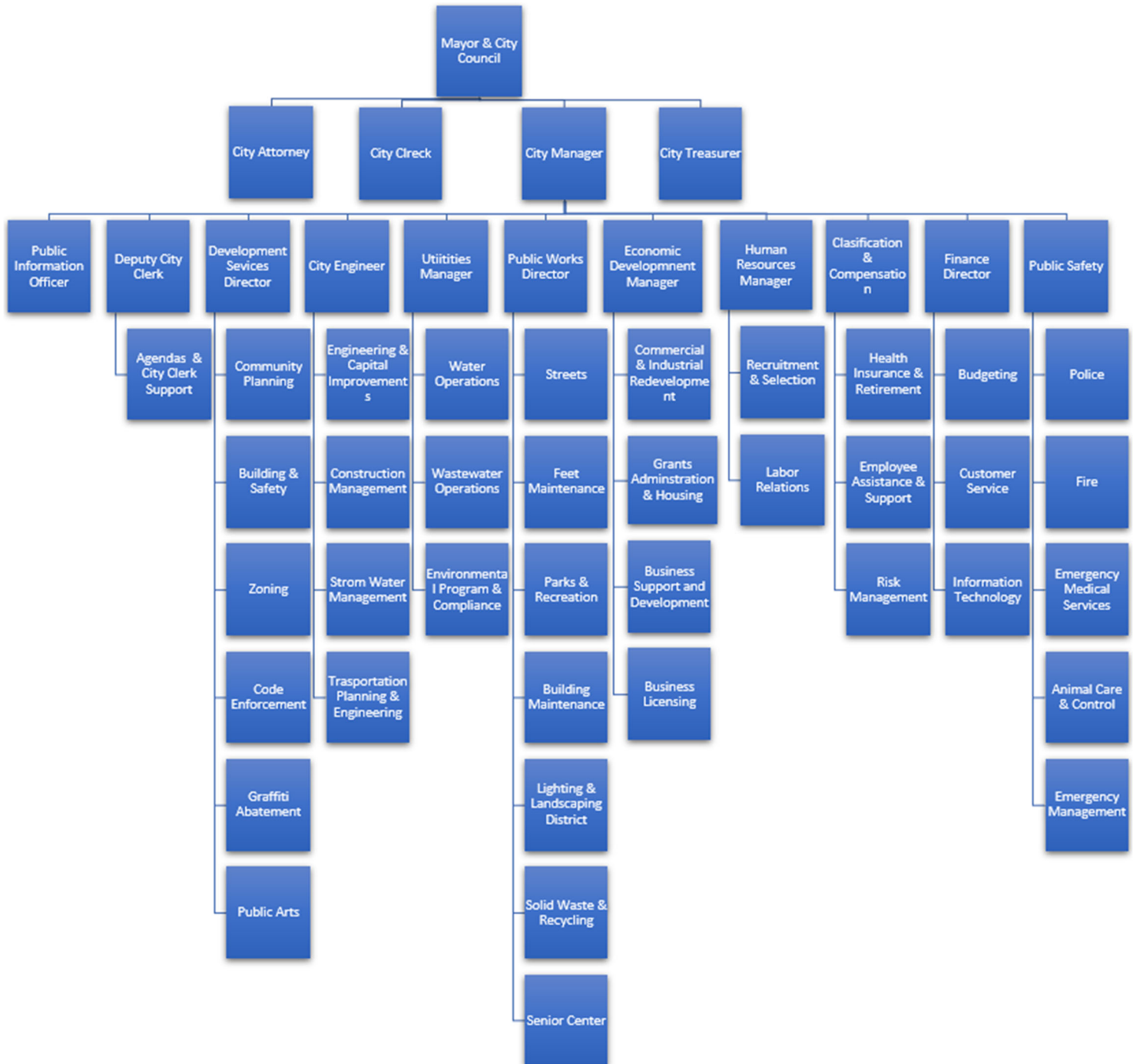
#### **Rancho Las Flores Park**

Soccer/Football	Picnic Tables	Playground
Benches	Exercise Stations	
Snack Bar	Basketball Courts	Drinking fountains
	Barbeques	





# General Information City Organizational Chart





# General Information

---

**To be Updated  
City**



# General Information

---

**To be Updated  
City**



# General Information

---

**To be Updated  
Water**



# General Information

---

To be Updated  
Fire Department Resolution



# General Information

---

To be Updated  
Fire Department Resolution





# General Information

---

To be Updated  
Fire Department Resolution



# General Information

---

To be Updated  
Fire Department Resolution



# General Information

---

To be Updated  
Fire Department Resolution



# General Information

---

To be Updated  
Fire Department Resolution



# General Information

---

**To be Updated  
Water**



# General Information

---

## Sanitary Resolution





# General Information

---

# Sanitary Resolution



# General Information Budget Calendar

## FISCAL YEAR 2024-25

Distribute 2024-25 Budget Worksheets .....	March 2
Review of Revenue Estimates.....	March 16
Budget Worksheets Due to Finance .....	March 30
Budget Workshop with Department Staff & Budget Committee .....	April 3-6
Complete First Draft of 2023-24 Budget .....	April 13
Review of First Draft .....	April 17-20
Complete Second Draft of 2023-24 Budget.....	April 27
Distribute Budget Package to Council .....	May 3
Budget Study Session .....	May 10
Budget Study Session (If Necessary) .....	May 17
Public Hearing 2023-24 Budget.....	June 12
Public Hearing & Adopt 2023-24 Budget .....	June 26



# General Information

## The Budget Process

---

The budget process is determined by local and State statutory requirements. The City of Coachella budget period coincides with the City's fiscal year that begins on the first day of July and ends on the last day of June the following year.

### BUDGETARY CONTROL

An annual budget is adopted by the City Council prior to the first day of the fiscal year. If for good and sufficient reason the budget cannot be adopted by the first day of the fiscal year, it shall be adopted no later than forty-five days subsequent to the beginning of the fiscal year. If the budget is not adopted by the beginning of the fiscal year, a resolution authorizing the continuation of necessary and essential expenditures to operate the City shall be adopted prior to the beginning of the fiscal year.

A proposed budget shall be prepared by the City Manager and transmitted to the City Council for its review. Once transmitted to the City Council, the proposed budget is made available for public inspection. A public hearing is held to give the public the opportunity to comment upon the proposed budget. Notice of such public hearing is given in a newspaper of general circulation.

The adoption of the annual budget for each component unit is accomplished by the approval of a Budget Resolution. The level of budgetary control is by department within the fund. Any budget modifications that would result in an appropriation increase, a transfer of appropriations among departments, or an appropriation transfer within a department for the purpose of increasing a salary appropriation requires City Council approval. The City Manager is authorized to transfer non-salary related appropriations within a department budget. All appropriations that are not obligated, encumbered or expended at the end of the fiscal year shall lapse and become part of the unreserved fund balance that may be appropriated for the next fiscal year.

### BUDGET CALENDAR

A budget calendar is prepared in February prior to the year-end of June 30<sup>th</sup> of the same year by the Finance Department and reviewed by the City Manager. The approved budget calendar identifies the dates critical to the budget process. It is developed to assist the City Council and City staff in planning and allocating the necessary resources needed to meet the budget deadline the following June prior to the commencement of the new fiscal year.



# General Information

## The Budget Process

---

### BUDGET PREPARATION PACKAGE

In late February, the Finance Department prepares and distributes the Budget Preparation Package. The package includes two critical pieces of information necessary to prepare the upcoming budget. First, the maintenance and operations history is used to guide departments in developing their non-personnel expenditure needs for the new fiscal year. Second, staff members are asked to itemize the cost of the capital outlay items they are requesting for the new year. This serves the additional purpose of assisting the Finance Department identify new fixed asset.

### BUDGET PRESENTATION SESSIONS

Each year from approximately the beginning of April through mid April the City Manager, the Finance Director, the Accounting Manager (the budget committee) meet with each department and agency to discuss their respective budget packages. These sessions include discussion of goals and objectives, staffing needs, and assumptions used for developing budget line item requests. A computer generated staffing model is employed to create the salary and benefits information based on input from the Human Resources Manager and in conjunction with current bargaining unit agreements. The model generates salary and benefit costs that are combined with non-personnel information and new staffing requests to produce a “full-view” budget package for each department and agency.

### COUNCIL BUDGET STUDY SESSIONS

The number of study sessions is usually a function of the amount of time remaining between early-May and the end of May and take place outside of Council meetings for the Council to review the budget as proposed. Typically, there are two such study sessions. During these sessions, the City Council will receive the City Manager’s recommendations and a review of the revenue projections by the Finance Director. The discussion usually focuses on short and long-term priorities including goals and objectives as viewed by the Council. At the conclusion of the study sessions the budget committee reconciles the Council feedback with the City Manager’s recommendations and prepares a new recommended budget package.

### BUDGET HEARING AND ADOPTION

Final adoption of the budget for the City and its agencies is usually scheduled for the last



# General Information

## The Budget Process

---

Council meeting in May. Any unresolved items are presented and responses to prior Council study sessions are addressed. A series of resolutions are approved to adopt and implement the budget for the next fiscal year. At the same time next year's Gann spending limit calculation is established and accepted by the Council. After Council approval, the Finance Department prepares and distributes the final budget document. It may be preceded by a special report or schedules to assist department personnel as they make the transition into the new fiscal year.



## General Information

# Basis of Accounting and Budgeting

---

On June 30, 1988 the City adopted a Fiscal Control Ordinance that provides for a system of fiscal and budgetary controls. The City's accounting and budget systems are also maintained in accordance with Generally Accepted Accounting Principles (GAAP) and the Governmental Accounting Standards Board pronouncements. Accordingly, the basis of budgeting is consistent with the Annual Comprehensive Financial Report (ACFR).

Governmental funds are prepared on a modified accrual basis while proprietary funds are prepared using the accrual basis of accounting. Under the modified accrual basis of accounting, revenues are recognized when *available* and measurable. Revenues are considered available when they will be collected during the current period or soon enough after the end of the period to pay current year liabilities. Revenues are considered measurable when they are reasonably estimable. Expenditures are generally recognized when the fund liability is incurred, if measurable. Under the accrual basis of accounting, revenues are recognized in the period that they are *earned* and measurable; expenses are recognized in the period incurred if measurable, regardless of when the cash is received.

Under Generally Accepted Accounting Principles, the basis of accounting applied varies by fund type:

- Governmental Funds account for most typical government transactions and focus primarily on the sources, uses, and balances of current financial resources and have a budgetary orientation. Governmental funds employ the modified accrual basis of accounting and include the General Fund, Special Revenue Funds, Debt Service Fund and Capital Projects Fund.
- Proprietary Funds are used to account for a governments ongoing activities that are similar to business found in the private sector. Proprietary funds focus on the determination of net income, the changes in net assets, financial position, and cash flows. These funds utilize the accrual basis of accounting and include Enterprise Funds.
- Fiduciary funds are used to account for assets used by a governmental unit in a trustee capacity or agent for individuals, private organizations, and other governmental units. Fiduciary Funds focus on net assets and changes in net assets. Fiduciary funds use the accrual basis of accounting except for the recognition of certain liabilities of defined benefit pension plans.



# General Information

## List of Funds

---

### **Governmental Funds**

#### **General Fund**

101 General Fund

#### **Special Revenue Funds**

108 Road Maintenance-Dillon Road  
 109 Road Maintenance & Rehabilitation (SB 1)  
 111 State Gas Tax  
 112 Air Quality Improvement  
 117 Local Transportation - Measure A  
 120 Dev Impact Fee -Park Land  
 121 Dev Impact Fee -Library  
 126 Dev Impact Fee -Park Improvement  
 127 Dev Impact Fee -Streets & Transp.  
 128 Dev Impact Fee -Police Facilities  
 129 Dev Impact Fee -General Gov't  
 130 Dev Impact Fee - Fire Facilities  
 131 Dev Impact Fee - Public Arts  
 152 Grants  
 160 Landscape & Lighting Districts  
 210 CDBG - Community Development Block Grant  
 212 CDBG Home Rehabilitation Program  
 222 HOME Program  
 232 CAL HOME Program  
 240 Fire Protection District  
 242 Community Facility District-Police

#### **Capital Projects**

182 Capital Improvement Projects

### **Enterprise Funds**

177 Water Connection Fees  
 178 Water Authority  
 360 Sewer Connection Fees  
 361 Sanitary District





# General Information Department Fund Matrix

		City Council	City Clerk	City Attorney	City Manager	Human Resources	Grants Manager	Economic Development	Finance	General Government	Information Technology	Fleet Maintenance	Building Maintenance	Development Services/Planning	Building	Engineering	Parks and Recreation	Seniors Program	Public Works -Administration	Public Works -Streets	Public Works -Graffiti	Public Works -Parks	Police Services	Fire Protection Services	Code Enforcement	Abandoned Vehicle Program	Emergency Services	Animal Control
101	General Fund																											
108	Road Maintenance-Dillon Rd.																											
109	Road Maintenance & Rehabilitation (SB 1)																											
111	State Gas Tax																											
112	Air Quality Improvement																											
117	Local Transportation - Measure A																											
120	Dev Impact Fee -Park Land																											
121	Dev Impact Fee -Library																											
122	Dev Impact Fee -Bridge & Grade Separation																											
123	Dev Impact Fee -Bus Shelter																											
124	Dev Impact Fee -Traffic Safety																											
125	Dev Impact Fee -General Plan																											
126	Dev Impact Fee -Park Improvement																											
127	Dev Impact Fee -Streets & Transp.																											
128	Dev Impact Fee -Police Facilities																											
129	Dev Impact Fee -General Gov't																											
130	Dev Impact Fee - Fire Facilities																											
131	Dev Impact Fee - Public Arts																											
152	Grants																											
160	Landscape & Lighting Districts																											
210	CDBG - Community Development Block Grant																											
212	DCBG Home Rehabilitation Program																											
222	HOME Program																											
230	CAL HOME Program																											
240	Fire Protection District																											
241	Community Facility District-Fire																											
242	Community Facility District-Police																											
390	Education and Gov't Access Cable																											
177	Water Connection Fees																											
178	Water Utility																											
360	Sewer Connection Fees																											
361	Sanitary District																											
182	CIP Projects Fund																											



# General Information

## Description of Revenue Sources

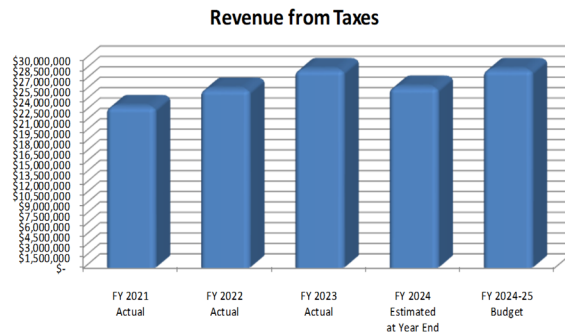
Of the many forms of revenue available to the City, Coachella has traditionally broken down revenue sources into eight major classifications in the General Fund. They include:

- Taxes
- Property Taxes
- Sales Tax
- Business License Fees
- Charge for Services
- Fines and Forfeitures
- Use of Money and Property
- Other Funds

Revenues are used to offset the cost of operations. Each fiscal year the City conservatively estimates revenues using historical growth models and current economic trends. Since revenues are projected using a conservative approach, actual revenues may exceed estimated projections.

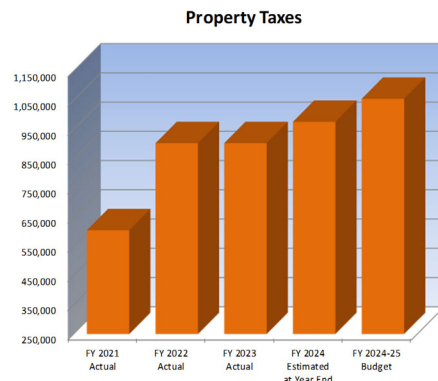
### Taxes

Taxes represent a “non-exchange” transaction and are mandatory charges imposed by a government to provide services for the common benefit. The taxes received by the City of Coachella include Property Tax, Sales Tax, Franchise Tax, Utility Users Tax, and Document Transfer Tax. In addition, during the November 2014 primary election, the voters of the City approved an additional 1% Sales Tax (Measure U). Total revenue from taxes is projected to be \$28.6 million in FY 2024-25 which represents a projected overall increase of 9.31% over FY 2023-24. Of this amount the Measure U is projected to earn approximately \$6.97 million in the current year.



### Property Tax:

Property taxes are assessed and collected by the County of Riverside at the base rate of 1% of the assessed valuation. Property taxes are projected to be \$1.05 million in FY 2024-25 which represents a projected overall increase of 8.07% over FY 2023-24.





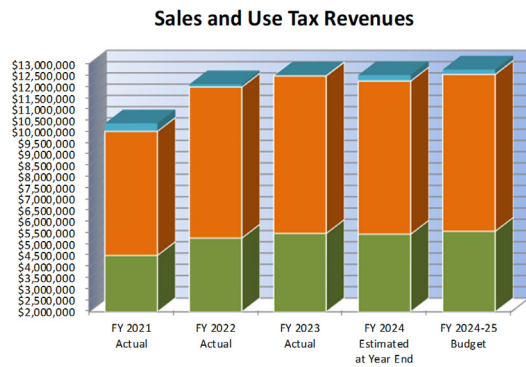
# General Information

## Description of Revenue Sources

### Sales Tax:

The sales and use tax rate for Riverside County and the City of Coachella is 8.75%. Of this amount the City receives 1.75%, the County of Riverside receives .50%, the State of California receives 6.0% and .5% goes to the County for various transportation purposes, as authorized by “Measure A”.

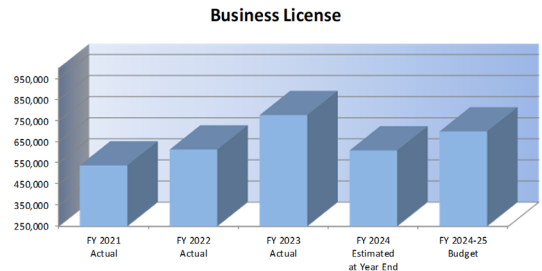
The City is projecting an increase of 1.95% on sales and use tax revenues in Fiscal Year 2024-25.



### Business License Fees:

Business license fees are imposed by the City for conducting business transactions within City limits. The fees are based on certain criteria such as gross income, location size, number of vehicles, or some other tangible measure.

The City is projecting Business License Fees to increase 14.78% in Fiscal Year 2024-25.



### Charges for Services

Fees or service charges are imposed on the user for a specific service rendered based on the rationale that the benefiting party should bear the cost of the service rather than the general public. These charges include construction permits, engineering and plan check fees, certificate of occupancy fees, and zoning and sub-division fees.



# General Information

## Description of Revenue Sources

---

### **Fines and Forfeitures**

Fines and forfeitures are another form of a “non-exchange” transaction.

The State of California imposes fines and penalties for traffic and parking violations. These revenues are collected and distributed through the County court system. A portion of these fees, less administrative charges, is distributed to the City. The 2024-2025 budget year projects revenue from this source to be 8.7% higher than the prior fiscal year.

### **Intergovernmental**

There are four types of Intergovernmental revenues: entitlements, shared revenues, payments in lieu of tax, and grants. Of these categories, shared revenues is the largest revenue generator for the City of Coachella.

### **Use of Money and Property**

Interest income, rent payments for use of property, miscellaneous contributions and other donations contribute to this revenue category.

### **Other Funds**

#### **Special Revenue Funds**

Special Revenue Funds account for revenues that can only be used for certain specific purposes as defined by law or administrative action. Allocation of funds will probably have a series of covenants and guidelines that the recipients must follow. Most special revenue funds are either grants or subventions from the state and federal governments designed for a variety of purposes from public safety to air quality. In addition, special revenue funds account for the City’s Landscape and Lighting Districts and Community Facilities Districts. Each special revenue fund has its own independent budget with its own revenue and expenditure accounts.

In addition, some of the revenues are derived from special gas tax allocations and County Measure A funds.

#### **Debt Service Fund**

Debt service funds are used to account for money that will be used to pay the interest and principal on long-term debts.



# General Information

## Description of Revenue Sources

---

### Enterprise Funds

Enterprise Funds account for activities that the City operates like private business enterprises. In these situations, the City acts as a municipal corporation to recover the costs of providing certain types of services primarily through user charges. These costs include operating expenses and the capital cost of maintaining, replacing, upgrading, adding to the capital stock and also other expenditure purposes such as the advancement of public health and safety.



There are two Enterprise Funds within the City of Coachella: the Coachella Water Authority and Coachella Sanitary District. The Water Authority and Sanitary District are wholly owned component units of the City with their own separate Board of Directors. Each Enterprise Fund has an independent budget with its own revenue and expenditure accounts. The General Fund captures administrative and overhead charges from the various Enterprise Funds in connection with water, sewer and refuse billing and other services provided. The City works diligently to ensure compliance with all Proposition 218 requirements in regards to rate setting and allowable costs.

### Capital Projects Funds

Capital Project Funds account for the financial transactions used for the acquisition or construction of capital facilities. The total cost of a capital project is accumulated in this fund and accumulates until the project is completed, at which time the fund ceases to exist.



# Summary Schedules

## Ending Fund Balances

	Projected Fund Balance at 6/30/2024	2024-25 Revenues & Other Sources	2024-25 Appropriations & Other Uses	Revenues Over (Under) Appropriations	Projected Fund Balance at 6/30/2025
<b>GENERAL FUND</b>					
101 General Fund	\$ 37,053,980	\$ 37,349,038	\$ 37,348,410	\$ 628	\$ 37,054,608
<b>SPECIAL REVENUE FUNDS</b>					
108 Road Maintenance-Dillon Road	177,871	50,000	1,816,597	(1,766,597)	(1,588,726)
109 Road Maintenance & Rehab (SB 1)	(246,132)	1,099,700	2,216,122	(1,116,422)	(1,362,554)
111 State Gas Tax	408,408	1,211,000	1,211,000	-	408,408
112 Air Quality Improvement	108,617	60,500	46,000	14,500	123,117
117 Local Transportation - Measure A	208,626	842,000	2,100,425	(1,258,425)	(1,049,799)
120 Dev Imp Fee - Park Land	494,239	319,014	-	319,014	813,253
121 Dev Imp Fee - Library	(11,353,316)	134,369	200,000	(65,631)	(11,418,947)
126 Dev Imp Fee - Park Improvement	2,596,593	1,247,164	700,000	547,164	3,143,757
127 Dev Imp Fee - Streets/T ransp.	(2,970,332)	800,437	956,719	(156,282)	(3,126,614)
128 Dev Imp Fee - Police Facilities	875,111	72,630	-	72,630	947,741
129 Dev Imp Fee - General Gov't	(3,112,069)	558,631	106,515	452,116	(2,659,953)
130 Dev Imp Fee - Fire Facilities	602,081	434,198	-	434,198	1,036,279
131 Dev Imp Fee - Art Public	425,483	146,045	34,945	111,100	536,583
152 Grants	(5,855,974)	20,326,841	20,326,841	-	(5,855,974)
160 Landscape & Lighting Districts	895,109	2,760,927	3,008,457	(247,530)	647,579
210 CDBG	(643,754)	810,000	810,000	-	(643,754)
212 CDBG Home Rehabilitation Program	685,456	-	-	-	685,456
222 HOME Program	4,633,879	-	-	-	4,633,879
232 CAL HOME Program	701,311	-	-	-	701,311
240 Fire Protection District	346,837	5,396,227	5,767,538	(371,311)	(24,474)
242 Community Facility District - Police	44,111	1,868,986	1,874,986	(6,000)	38,111
<b>Total Special Revenue Funds</b>	<b>\$(10,977,847)</b>	<b>\$ 38,138,669</b>	<b>\$ 41,176,145</b>	<b>\$ (3,037,476)</b>	<b>\$(14,015,322)</b>
<b>ENTERPRISE FUNDS</b>					
178 Water Authority	\$ 22,567,308	\$ 12,520,403	\$ 14,895,970	\$ (2,375,567)	\$ 20,191,741
361 Sanitary District	19,073,596	13,744,710	15,987,802	(2,243,092)	16,830,503
<b>Total Enterprise Funds</b>	<b>\$ 41,640,903</b>	<b>\$ 26,265,113</b>	<b>\$ 30,883,772</b>	<b>\$ (4,618,659)</b>	<b>\$ 37,022,244</b>
<b>CAPITAL PROJECTS</b>					
182 Capital Improvement Projects	\$ (8,224,357)	\$ 41,102,554	\$ 41,102,554	\$ -	\$ (8,224,357)
<b>Debt Service</b>					
195 State Gas Tax	\$ 11,210,122	\$ 1,936,203	\$ 1,992,869	\$ (56,666)	\$ 11,153,456
<b>TOTAL</b>	<b>\$ 70,702,801</b>	<b>\$ 144,791,577</b>	<b>\$ 152,503,750</b>	<b>\$ (7,712,173)</b>	<b>\$ 62,990,628</b>





# Summary Schedules General Fund Balance

	7/1/2024 Fund Balance	Fiscal Year 2024-25 Changes	Projected 6/30/2025 Fund Balance
<b>Fund Balance:</b>			
Nonexpendable	\$ 11,534,909	\$ -	\$ 11,534,909
Committed	8,375,378	961,724	9,337,102
Assigned	1,600,000	1,000,000	2,600,000
Unassigned	15,543,693	(1,961,096)	13,582,597
<b>Total Fund Balance</b>	<b>\$ 37,053,980</b>	<b>\$ 628</b>	<b>\$ 37,054,608</b>

**Assignments:**

Unfunded actuarial liability (policy)	1,600,000
Land (Fire Station)	1,000,000
<b>Total Assignments</b>	<b>\$ 2,600,000</b>





# Summary Schedules

## Revenue by Fund

	FY 2021-22 Actual	FY 2022-23 Actual	FY 2023-24 Estimated Year End	FY 2024-25 Budget Initial
<b>GENERAL FUND</b>				
101 General Fund	\$ 36,764,667	\$ 36,398,897	\$ 35,047,764	\$ 37,349,038
<b>SPECIAL REVENUE FUNDS</b>				
108 Road Maintenance-Dillon Road	\$ 45,073	\$ 34,809	\$ 50,000	\$ 50,000
109 Road Maintenance & Rehabilitation (SB 1)	937,396	930,940	1,042,000	1,099,700
111 State Gas Tax	1,124,756	1,072,832	1,208,000	1,211,000
112 Air Quality Improvement	58,876	56,917	60,500	60,500
117 Local Transportation - Measure A	834,043	860,732	840,000	842,000
120 Dev Imp Fee - Park Land	1,071,905	352,398	397,138	319,014
121 Dev Imp Fee - Library	111,243	148,988	169,897	134,369
126 Dev Imp Fee - Park Improvement	1,069,875	1,137,270	2,302,360	1,247,164
127 Dev Imp Fee - Streets/Transp.	664,727	714,834	569,191	800,437
128 Dev Imp Fee - Police Facilities	39,057	71,716	90,636	72,630
129 Dev Imp Fee - General Gov't	462,033	613,040	697,118	558,631
130 Dev Imp Fee - Fire Facilities	299,783	439,133	528,004	434,198
131 Dev Imp Fee - Art Public	101,309	159,801	84,500	146,045
152 Grants	1,046,894	12,938,342	13,389,918	18,116,841
160 Landscape & Lighting Districts	2,087,665	2,237,437	2,538,148	2,760,927
210 CDBG	957	172,401	810,000	810,000
212 CDBG Home Rehabilitation Program	2,512	38,949	-	-
240 Fire Protection District	3,492,549	3,860,631	4,623,149	5,396,227
242 Community Facility District - Police	1,308,975	1,475,022	1,783,500	1,868,986
390 Educational & Gov't Access Cable	2,405	-	-	-
<b>Total Special Revenue Funds</b>	<b>\$ 14,762,033</b>	<b>\$ 27,316,193</b>	<b>\$ 31,184,059</b>	<b>\$ 35,928,668</b>
<b>ENTERPRISE FUNDS</b>				
178 Water Authority	\$ 8,014,603	\$ 7,839,065	\$ 10,019,956	\$ 12,520,403
361 Sanitary District	9,244,771	9,896,219	11,732,626	13,744,710
<b>Total Enterprise Funds</b>	<b>\$ 17,259,374</b>	<b>\$ 17,735,284</b>	<b>\$ 21,752,582</b>	<b>\$ 26,265,113</b>
<b>CAPITAL PROJECTS</b>				
182 Capital Improvement Projects	\$ 8,001,823	\$ 14,373,465	\$ 18,931,335	\$ 41,102,554
<b>DEBT SERVICE</b>				
195 Debt service	\$ 1,384,686	\$ 1,385,046	\$ 1,967,919	\$ 1,936,203
<b>TOTAL ALL FUNDS</b>	<b>\$ 78,172,583</b>	<b>\$ 97,208,885</b>	<b>\$108,883,658</b>	<b>\$142,581,576</b>



# Summary Schedules

## Expenditures by Fund

	FY 2021-22 Actual	FY 2022-23 Actual	FY 2023-24 Estimated Year End	FY 2024-25 Initial Budget
<b>GENERAL FUND</b>				
101 General Fund	\$ 26,834,967	\$ 29,894,382	\$ 33,690,090	\$ 37,348,410
<b>SPECIAL REVENUE FUNDS</b>				
108 Road Maintenance-Dillon Road	\$ -	\$ -	\$ -	\$ 1,816,597
109 Road Maintenance & Rehabilitation (SB 1)	309,590	1,806,550	1,533,134	2,216,122
111 State Gas Tax	683,538	1,105,642	1,208,000	1,211,000
112 Air Quality Improvement	45,950	41,738	45,000	46,000
117 Local Transportation - Measure A	604,249	763,208	1,646,512	2,100,425
121 Dev Imp Fee - Library	8,488	34,602	50,000	200,000
126 Dev Imp Fee - Park Improvement	2,537	-	1,306,330	700,000
127 Dev Imp Fee - Streets/Transp.	1,955,000	353,372	2,313,997	956,719
128 Dev Imp Fee - Police Facilities	-	-	-	-
129 Dev Imp Fee - General Gov't	121,986	197,653	156,515	106,515
130 Dev Imp Fee - Fire Facilities	26,030	484,060	1,800,000	-
131 Dev Imp Fee - Public Arts	63,888	34,093	44,258	34,945
152 Grants	4,752,045	10,428,638	13,389,918	20,326,841
160 Landscape & Lighting Districts	2,073,947	2,059,447	4,068,963	3,008,457
210 CDBG	18,890	845,910	935,000	810,000
240 Fire Protection District	3,142,549	3,863,794	4,623,149	5,767,538
242 Community Facility District - Police	1,300,875	1,439,011	1,783,500	1,874,986
<b>Total Special Revenue Funds</b>	<b>\$ 15,109,562</b>	<b>\$ 23,460,364</b>	<b>\$ 34,904,276</b>	<b>\$ 41,176,145</b>
<b>ENTERPRISE FUNDS</b>				
178 Water Authority	\$ 4,366,408	\$ 9,806,990	\$ 14,463,410	\$ 14,895,970
361 Sanitary District	7,266,285	10,761,612	13,308,092	15,987,802
<b>Total Enterprise Funds</b>	<b>\$ 11,632,693</b>	<b>\$ 20,568,601</b>	<b>\$ 27,771,502</b>	<b>\$ 30,883,772</b>
<b>CAPITAL PROJECTS</b>				
182 Capital Improvement Projects	\$ 5,469,833	\$ 14,417,480	\$ 27,698,835	\$ 41,102,554
<b>DEBT SERVICE</b>				
195 Debt Service	\$ 1,998,118	\$ 1,995,042	\$ 1,996,087	\$ 1,992,869
<b>TOTAL ALL FUNDS</b>	<b>\$ 61,045,173</b>	<b>\$ 90,335,869</b>	<b>\$ 126,060,789</b>	<b>\$ 152,503,750</b>



# Summary Schedules Salaries and Benefits by Department

City of Coachella Salaries and Benefits by Department Fiscal Year 2024-25			
	Salaries	Benefits	Total
<b>General Fund</b>			
General - City Council	\$ 67,595	\$ 157,850	\$ 225,445
General - City Clerk	33,453	47,289	80,742
General - City Manager	187,702	93,493	281,195
General - Human Resources	212,772	116,607	329,379
General - Public Information Officer	153,250	85,566	238,816
General - Grants Administration	65,608	30,005	95,613
General - Finance Department	745,064	437,998	1,183,062
General - Information Technology	243,603	139,410	383,013
Economic Development Department	186,229	103,986	290,215
Development Services - Administration	228,869	103,060	331,929
Development Services - Planning	422,902	166,830	589,732
Development Services - Cannabis Compliance	106,643	46,023	152,666
Development Services - Building Department	285,178	149,779	434,958
Development Services - Graffiti	66,993	30,051	97,044
Development Services - Code Enforcement	632,637	297,385	930,023
Development Services - AVA Program	141,083	69,683	210,765
Engineering Department	555,061	284,739	839,800
Public Works - Administration	289,199	133,452	422,650
Public Works - Parks and Recreation	65,465	36,542	102,007
Public Works - Seniors Program	220,548	125,339	345,887
Public Works - Fleet Maintenance	200,360	93,385	293,745
Public Works - Building Maintenance	262,382	136,307	398,690
Public Works - Streets	563,358	346,671	910,029
Public Works - Parks	467,335	284,988	752,324
<b>Total General Fund</b>	<b>\$ 6,403,289</b>	<b>\$ 3,516,439</b>	<b>\$ 9,919,729</b>
<b>Landscape and Lighting Districts</b>	<b>\$ 148,700</b>	<b>\$ 70,622</b>	<b>\$ 219,322</b>
<b>Water Authority</b>			
Administration	\$ 800,087	\$ 408,228	\$ 1,208,315
Operations	926,881	585,266	1,512,148
<b>Total Water Agency</b>	<b>\$ 1,726,969</b>	<b>\$ 993,494</b>	<b>\$ 2,720,463</b>
<b>Sanitary District</b>			
Administration	\$ 686,152	\$ 345,355	\$ 1,031,507
Operations	1,125,989	667,371	1,793,359
<b>Total Sanitary District</b>	<b>\$ 1,812,141</b>	<b>\$ 1,012,725</b>	<b>\$ 2,824,866</b>
<b>GRAND TOTAL</b>	<b>\$ 10,091,099</b>	<b>\$ 5,593,281</b>	<b>\$ 15,684,379</b>





# Summary Schedules Staffing History

	Fiscal Year 2020-21	Fiscal Year 2021-22	Fiscal Year 2022-23	Fiscal Year 2023-24	Fiscal Year 2024-25
<b>GENERAL FUND</b>					
Assistant to the City Manager	0.50	0.50	0.50	-	-
Administrative Assistant	-	-	-	0.50	-
City Manager	0.50	0.50	0.50	0.50	0.50
Department Assistant I	0.50	0.50	-	-	3.00
Department Assistant I/II	-	-	1.50	-	-
Department Assistant II	-	-	-	1.00	1.00
Deputy City Clerk	-	0.50	0.50	0.50	0.50
Economic Development Director	0.50	0.50	0.50	0.50	0.50
Economic Development Technician	-	-	-	1.00	1.00
Executive Assistant	0.50	-	-	-	-
Grants Manager	0.50	0.50	0.50	0.50	0.50
Human Resources Manager	0.50	0.50	0.50	0.50	0.50
Human Resources Technician	0.50	0.50	0.50	-	-
Management Analyst	-	-	-	0.50	0.50
Public Information Officer	-	1.00	1.00	1.00	1.00
<b>Total City Administration</b>	<b>4.00</b>	<b>5.00</b>	<b>6.00</b>	<b>6.50</b>	<b>9.00</b>
<b>Development Services - Planning and Building</b>					
Administrative Assistant Off Spec	-	1.00	-	-	-
Associate Planner	1.00	1.00	1.00	1.00	1.00
Building Inspector I	1.00	-	-	-	-
Building Inspector II	-	1.00	1.00	1.00	1.00
Building Officer	-	-	1.00	1.00	1.00
Cannabis Compliance Liaison	-	1.00	-	-	-
Department Assistant II	-	-	2.00	1.00	1.00
Development Services Director /Assistant	1.00	1.00	1.00	-	-
Development Services Director	-	-	-	1.00	1.00
Permit Technician	0.50	0.50	0.50	0.50	0.50
Planning Technician	1.00	1.00	1.00	1.00	1.00
Senior Management Analyst	-	-	1.00	1.00	1.00
Principal Planner	-	-	-	-	1.00
Senior Planner	-	1.00	1.00	-	-
Environmental Compliance Program Mgr.	-	-	-	-	-
<b>Total Development Services - Planning and Building</b>	<b>4.50</b>	<b>7.50</b>	<b>9.50</b>	<b>7.50</b>	<b>8.50</b>
<b>Finance Department</b>					
Accountant Technician	-	-	-	-	0.50
Department Assistant I	-	-	-	-	0.50
Department Assistant II	-	-	0.34	0.50	0.34
Department Assistant I/II	-	-	1.00	0.50	1.00
Accountant	0.50	0.50	0.50	0.50	0.50
Accounting Manager	0.50	0.50	0.50	0.50	-
Customer Service Supervisor	-	-	0.34	-	0.34
Accounting Technician - Accts Payable	0.50	0.50	0.50	0.50	0.50
Accounting Technician - Payroll	0.50	0.50	0.50	0.34	0.50
Business Lic. Technician	1.00	1.00	1.00	1.00	-
Controller	0.50	-	-	0.34	0.50
Finance Director	-	0.50	0.50	0.50	0.50
Finance Manager	-	0.34	0.34	0.34	-
<b>Total Finance Department</b>	<b>3.50</b>	<b>3.84</b>	<b>5.52</b>	<b>5.02</b>	<b>5.18</b>



# Summary Schedules Staffing History (Continued)

	Fiscal Year 2020-21	Fiscal Year 2021-22	Fiscal Year 2022-23	Fiscal Year 2023-24	Fiscal Year 2024-25
<b>Finance - IT</b>					
Information Technology Manager	1.00	1.00	1.00	1.00	1.00
Information Technology Tech			1.00	1.00	1.00
<b>Total Finance - IT</b>	<b>1.00</b>	<b>1.00</b>	<b>2.00</b>	<b>2.00</b>	<b>2.00</b>
<b>Engineering Department</b>					
Assistant Engineer	-	0.50	0.50	0.50	0.50
City Engineer	0.60	0.60	0.60	0.60	0.60
Department Assistant II	-	-	-	-	-
Engineering Technician	1.00	1.00	1.00	1.00	1.00
Construction Project Coordinator	0.30	0.30	0.30	0.60	0.60
Junior Engineer	1.00	0.50	0.50	0.50	0.50
Senior Management Analyst	0.40	-	-	-	-
Senior Civil Engineer	1.00	1.00	1.00	1.00	1.00
<b>Total Engineering</b>	<b>4.30</b>	<b>3.90</b>	<b>4.90</b>	<b>4.20</b>	<b>4.20</b>
<b>Public Works - Administration</b>					
Department Assistant I	0.30	-	-	-	-
Department/ Admin Assistant II	-	-	0.30	-	-
Public Works Director	0.40	0.40	0.40	0.40	0.40
Senior/Management Analyst	-	-	1.00	-	-
Construction Project Coordinator	0.30	0.30	-	-	-
Administrative Assistant	-	-	-	0.30	1.00
Management Analyst	-	-	-	1.00	1.00
Receptionist	-	-	-	-	-
<b>Total Public Works - Administration</b>	<b>1.00</b>	<b>1.00</b>	<b>1.70</b>	<b>1.70</b>	<b>2.40</b>
<b>Public Works - Senior Center Program</b>					
Senior Center Coordinator	1.00	1.00	1.00	1.00	1.00
Senior Center Assistant	1.00	1.00	1.00	1.00	1.00
Senior Center Operator	-	-	1.00	1.00	1.00
Management Analyst	-	-	-	-	1.00
<b>Total Public Works - Senior Center Program</b>	<b>2.00</b>	<b>2.00</b>	<b>3.00</b>	<b>3.00</b>	<b>4.00</b>
<b>Public Works - Fleet Maintenance</b>					
Vehicle/Equipment Mechanic I	1.00	1.00	1.00	1.00	1.00
Vehicle/Equipment Mechanic II	1.00	1.00	1.00	1.00	1.00
<b>Total Public Works - Fleet Maintenance</b>	<b>2.00</b>	<b>2.00</b>	<b>2.00</b>	<b>2.00</b>	<b>2.00</b>
<b>Public Works - Building Maintenance</b>					
Custodian - Bldg. Maintenance Senior. Cent	1.00	1.00	1.00	1.00	1.00
Custodian - Bldg. Maintenance Gen	2.00	2.00	3.00	2.00	3.00
<b>Total Public Works - Building Maintenance</b>	<b>3.00</b>	<b>3.00</b>	<b>4.00</b>	<b>3.00</b>	<b>4.00</b>



# Summary Schedules Staffing History (Continued)

	Fiscal Year 2020-21	Fiscal Year 2021-22	Fiscal Year 2022-23	Fiscal Year 2023-24	Fiscal Year 2024-25
<b>Public Works-Streets Maintenance</b>					
Heavy Equipment Operator	0.50	0.50	0.50	1.00	1.00
Public Works Maintenance	3.00	3.00	4.00	1.00	1.00
Public Works Maintenance-Streets	-	-	-	3.00	4.00
Senior Maintenance Trainee	-	-	-	-	-
Senior Maintenance Worker	2.00	2.00	-	1.00	1.00
Streets Supervisor	1.00	1.00	1.00	1.00	1.00
<b>Total Public Works - Streets Maintenance</b>	<b>6.50</b>	<b>6.50</b>	<b>5.50</b>	<b>7.00</b>	<b>8.00</b>
<b>Public Works-Park Maintenance</b>					
Public Works Maintenance	3.00	3.00	3.00	3.00	3.00
Parks Supervisor	-	-	1.00	1.00	1.00
Superintendent	1.00	-	-	-	-
Senior Maintenance Worker	1.00	1.00	1.00	1.00	1.00
<b>Total Public Works - Park Maintenance</b>	<b>5.00</b>	<b>4.00</b>	<b>5.00</b>	<b>5.00</b>	<b>5.00</b>
<b>Public Works - Recreation Programs</b>					
Rec Coordinator	0.00	-	1.00	-	-
Parks Ranger	0.00	2.00	2.00	-	-
<b>Total Parks and Recreation Program</b>	<b>0.00</b>	<b>2.00</b>	<b>3.00</b>	<b>-</b>	<b>-</b>
<b>Development Services - Code Enforcement</b>					
Code Enforcement Officer/Clerk	0.00	0.41	-	-	-
Neighborhood Services Supervisor	0.00	-	-	-	-
Code Enforcement Technician	-	1.00	-	-	-
Code Enforcement Officer	-	1.00	2.00	2.00	4.00
Code Compliance Officer	1.00	1.00	1.00	1.00	1.00
Department Assistant II	-	-	1.00	1.00	1.00
Parks Ranger	-	-	-	1.00	2.00
Senior Code Enforcement Officer	2.00	1.59	1.00	1.00	1.00
PW Maintenance/Graffiti Abatement	1.00	1.00	1.00	1.00	1.00
<b>Total Code Enforcement</b>	<b>6.00</b>	<b>6.00</b>	<b>6.00</b>	<b>7.00</b>	<b>10.00</b>
<b>GENERAL FUND TOTALS</b>	<b>45.80</b>	<b>50.14</b>	<b>57.42</b>	<b>53.92</b>	<b>66.28</b>
<b>Landscape and Lighting District</b>					
Construction Project Coordinator	-	-	0.20	0.20	0.20
Director of Public Works	0.10	0.10	0.10	0.10	0.10
Landscape and Lighting Inspector	1.00	1.00	1.00	1.00	1.00
Parks Supervisor	-	-	-	-	-
Senior Management Analyst	0.10	0.10	-	-	-
<b>Total Landscape and Lighting District</b>	<b>1.20</b>	<b>1.20</b>	<b>1.30</b>	<b>1.30</b>	<b>1.30</b>





# Summary Schedules Staffing History (Continued)

	Fiscal Year 2020-21	Fiscal Year 2021-22	Fiscal Year 2022-23	Fiscal Year 2023-24	Fiscal Year 2024-25
<b>Water Authority</b>					
Accountant	0.25	0.25	0.25	0.25	0.25
Accounting Manager	0.25	0.25	0.25	0.25	-
Accounting Technician - Accts Payable	0.25	0.25	0.25	0.25	0.25
Accounting Technician - Payroll	0.25	0.25	0.25	0.25	0.25
Accounting Technician - Utility Billing	0.50	0.50	-	-	-
Administrative Assistant	-	-	-	0.60	-
Assistant City Manager	0.20	-	-	-	-
Assistant Engineer	-	0.25	0.75	0.75	0.75
Assistant to the City Manager	0.25	0.25	-	-	-
City Engineer	-	0.20	0.20	0.20	0.20
City Manager	0.25	0.25	0.25	0.25	0.25
Construction Project Coordinator	0.20	0.20	-	0.20	0.20
Controller	0.25	-	0.25	0.25	0.25
Customer Service Supervisor	-	-	0.33	0.33	0.33
Department Assistant I	0.60	-	-	-	0.75
Department Assistant I/II	-	-	1.25	1.01	1.01
Department Assistant II	-	1.00	0.33	0.33	0.33
Department/ Admin Assistant II	-	-	0.25	-	-
Deputy City Clerk	0.25	0.25	0.25	0.25	0.25
Economic Development Director	0.25	-	0.25	0.25	0.25
Environmental Compliance Program Mgr.	-	0.50	-	0.50	-
Executive Assistant	-	-	-	-	-
Finance Director	-	0.25	0.25	0.25	0.25
Finance Manager	-	0.33	0.33	0.25	0.50
Grants Manager	0.25	0.25	0.25	0.33	0.25
Heavy Equipment Operator	0.50	0.50	0.50	0.75	0.50
Human Resources Manager	0.25	0.25	0.25	0.25	0.25
Human Resources Technician	0.25	0.25	0.25	-	-
Junior Engineer	0.50	0.25	0.25	0.25	0.25
Lighting and Landscape Manager	-	-	-	-	-
Management Analyst	-	-	-	0.25	0.25
Permit Technician	0.25	0.25	0.25	0.25	0.25
Public Works Director	0.25	0.25	0.25	0.25	0.25
Public Works Maintenance	3.00	2.00	-	-	-
Receptionist	-	-	-	-	-
Senior Management Analyst	0.25	0.25	-	-	-
Senior Water Service Worker III	1.00	2.00	1.00	1.00	1.00
Senior Water Service Worker IV	1.00	1.00	-	-	-
Source Control Inspector*	-	-	0.50	-	-
Utilities Manager	0.50	0.50	0.50	0.50	0.50
Utility Clerk I	1.00	1.00	-	-	-
Utility Clerk II	-	-	-	-	-
Water Service Worker/LV1	-	-	2.00	3.00	2.00
Water Service Worker/LV2	1.00	1.00	2.00	2.00	1.00
Water Service Worker/LV4	-	-	1.00	1.00	1.00
Water Superintendent	1.00	1.00	1.00	1.00	1.00
<b>Total Water Authority</b>	<b>16.25</b>	<b>16.58</b>	<b>16.49</b>	<b>17.25</b>	<b>14.57</b>





# Summary Schedules

## Staffing History (Continued)

	Fiscal Year 2020-21	Fiscal Year 2021-22	Fiscal Year 2022-23	Fiscal Year 2023-24	Fiscal Year 2024-25
<b>Sanitary District</b>					
Accountant	0.25	0.25	0.25	0.25	0.25
Accounting Manager	0.25	0.25	0.25	0.25	-
Accounting Technician - Accts Payable	0.25	0.25	0.25	0.25	0.25
Accounting Technician - Payroll	0.25	0.25	0.25	0.25	0.25
Accounting Technician - Utility Billing	0.50	0.50	-	-	-
Administrative Assistant	-	-	-	0.60	-
Assistant City Manager	0.20	-	-	-	-
Assistant Engineer	-	0.25	0.75	0.75	0.75
Assistant to the City Manager	0.25	0.25	0.25	-	-
Chief Treatment/Collections System Operator	-	-	1.00	1.00	1.00
City Engineer	-	0.20	0.20	0.20	0.20
City Manager	0.25	0.25	-	0.25	0.25
Construction Project Coordinator	0.20	0.20	-	-	-
Controller	0.25	-	-	0.25	0.25
Customer Service Supervisor	-	-	0.33	0.33	0.33
Department Assistant I	0.60	-	-	-	0.75
Department Assistant I/II	-	-	1.25	0.99	0.99
Department Assistant II	-	0.00	-	0.33	0.33
Department/ Admin Assistant II	-	-	0.25	-	-
Deputy City Clerk	0.25	-	0.25	0.25	0.25
Economic Development Director	0.25	0.25	0.25	0.25	0.25
Environmental Compliance Program Mgr.	-	0.50	-	0.50	-
Executive Assistant	-	-	-	-	-
Finance Director	-	0.25	0.25	0.25	0.25
Finance Manager	-	0.33	0.33	0.33	0.50
Grants Manager	0.25	0.25	0.25	0.25	0.25
Heavy Equipment Operator	-	-	-	0.25	0.50
Human Resources Manager	0.25	0.25	0.25	0.25	0.25
Human Resources Technician	0.25	0.25	0.25	-	-
Junior Engineer	0.50	0.25	0.25	0.25	0.25
Management Analyst	-	-	-	0.25	0.25
Permit Technician	0.25	0.25	0.25	0.25	0.25
Public Works Director	0.25	0.25	0.25	0.25	0.25
Public Works Maintenance	-	-	-	-	-
Receptionist	-	-	-	-	-
Sanitary Superintendent	2.00	2.00	1.00	1.00	1.00
Senior Accountant	-	-	-	-	-
Senior Management Analyst	0.25	0.25	-	-	-
Source Control Inspector*	-	-	0.50	-	-
Treatment Plant Operator I	3.00	2.00	3.00	3.00	3.00
Treatment Plant Operator II	2.00	3.00	1.00	1.00	1.00
Treatment Plant Operator II/III	-	-	1.00	1.00	1.00
Utilities Manager	0.50	0.50	0.50	0.50	0.50
Utility Clerk I	1.00	1.00	-	-	-
Utility Clerk II	-	-	-	-	-
<b>Total Sanitary District</b>	<b>15.75</b>	<b>16.08</b>	<b>15.79</b>	<b>15.53</b>	<b>15.35</b>
<b>Grand Total</b>	<b>79.00</b>	<b>84.00</b>	<b>91.00</b>	<b>88.00</b>	<b>97.50</b>



# Cesar E. Chavez





# Summary Schedules

## 2024-2025 Appropriations Limit

The Appropriation Limit, more commonly referred to as the Gann Initiative or Gann Limit, was approved by voters in 1979. This initiative placed a restriction on the amount of tax proceeds that State and local governments can receive and spend each year. In 1990 Proposition 111 was passed by the voters of California which made the formulas used to calculate the Limit more responsive to local growth issues. The Limit is based on actual appropriations during the base year, Fiscal Year 1978-79, and is increased each year by using a formula based on the change in population and the change in per capita personal income (see calculation below). During any fiscal year, cities may not appropriate any tax proceeds, including property and sales taxes as well as motor vehicle license fees, they receive in excess of the Limit. Any excess funds received in any one year is carried over to the next fiscal year to be used if they are below their Appropriation Limit that year. Excess funds remaining after the second year have to be returned to the taxpayers by reducing tax rates or fees unless a majority of voters approve an override to increase the Limit. Any override may last up to four years maximum.

### 2024-25 Appropriation Limit

#### Price and Population Conversions

Change in Per Capita Personal income				3.62%
Conversion to Ratio	$\frac{3.62 + 100}{100}$	=		1.0362
Population Change				2.36%
Conversion to Ratio	$\frac{2.36 + 100}{100}$	=		1.0236
Change Factor	$1.0362 \times 1.0236$	=		1.0607

#### Appropriation Limit Calculations

	<u>Resolution #</u>	<u>2023-24 Limit</u>	<u>Rate Change</u>	<u>2024-25 Limit</u>
City	2024-17	\$ 53,621,037	1.0607	\$ 56,875,834
Sanitary	SD 2024-01	\$ 8,759,425	1.0607	\$ 9,291,122
Fire District	FD 2024-01	\$ 4,734,641	1.0607	\$ 5,022,033





# Fund Overview

## General Fund (101)

### General Fund Revenues

	FY 2021-22 Actual	FY 2022-23 Actual	FY 2023-24 Estimated Year End	FY 2024-25 Initial Budget
<b>Taxes</b>				
101-11-110-10-301-000	\$ 436,560	\$ 476,633	\$ 500,000	\$ 583,783
101-11-110-10-303-000	96,066	117,518	100,000	120,000
101-11-110-10-304-000	21,064	23,199	22,000	25,000
101-11-110-10-310-000	6,708,021	6,992,436	6,800,000	6,967,462
101-11-110-10-313-000	5,274,848	5,484,042	5,450,000	5,575,992
101-11-110-10-314-000	128,964	109,593	100,000	110,000
101-11-110-10-315-000	25,560	29,980	25,000	30,000
101-11-110-10-316-000	614,316	777,528	610,000	700,000
101-11-110-10-317-000	604,019	696,077	516,000	832,859
101-11-110-10-318-000	1,311,755	1,518,851	1,200,000	1,200,000
101-11-110-10-319-000	6,908	21,207	5,000	10,000
101-11-110-10-320-000	2,775,925	3,114,576	3,000,000	3,400,000
101-11-110-10-322-000	710,666	821,386	620,000	1,150,000
101-11-110-10-325-000	5,204	6,024	4,000	4,000
101-11-110-10-332-000	669,246	551,597	250,000	250,000
101-11-110-10-333-000	2,156	1,957	2,000	-
101-11-110-10-335-000	684,349	535,086	600,000	650,000
101-11-110-10-336-000	21,418	-	-	-
101-11-110-10-337-000	72	24,270	-	-
101-11-110-10-398-000	345,480	398,289	350,000	322,000
101-11-110-30-333-000	3,894	3,859	3,800	3,800
101-11-110-30-334-000	5,273,220	5,776,580	5,700,000	6,408,020
101-11-110-30-335-000	55,250	43,213	52,000	54,000
101-11-110-30-336-000	115,737	17,000	263,000	213,016
<b>Sub-Total Taxes</b>	<b>\$ 25,890,695</b>	<b>\$ 27,540,901</b>	<b>\$ 26,172,800</b>	<b>\$ 28,609,932</b>
<b>Licenses and Permits</b>				
101-11-131-20-321-000	\$ 15,560	\$ 18,129	\$ 15,000	\$ 15,000
101-11-144-20-320-000	700,357	773,426	520,000	478,195
101-11-145-20-321-000	22,185	118,575	20,000	25,000
<b>Sub-Total Licenses and Permits</b>	<b>\$ 738,102</b>	<b>\$ 910,130</b>	<b>\$ 555,000</b>	<b>\$ 518,195</b>
<b>Charges for Services</b>				
101-11-141-40-332-000	\$ 3,220	\$ 9,471	\$ -	\$ 2,500
101-11-141-40-341-000	137,690	308,906	200,000	200,000
101-11-144-20-322-000	149,690	37,198	-	-
101-11-144-40-332-000	-	9	-	-
101-11-144-40-346-000	57,856	72,192	90,000	62,976
101-11-144-40-347-000	190,852	216,297	150,000	59,776
101-11-145-40-345-000	447,599	141,725	120,000	120,000
101-11-145-40-347-000	294,626	188,992	250,000	250,000
101-11-145-40-369-000	-	3,675	5,000	2,500
<b>Sub-Total Charges for Services</b>	<b>\$ 1,281,533</b>	<b>\$ 978,465</b>	<b>\$ 815,000</b>	<b>\$ 697,752</b>



# Fund Overview

## General Fund (101)

### General Fund Revenues (Continued)

		FY 2021-22	FY 2022-23	FY 2023-24	FY 2024-25
		Actual	Actual	Estimated	Initial
				Year End	Budget
<b><u>Fines and Forfeitures</u></b>					
101-11-150-60-351-000	Parking Citations / Vehicle Recovery Fees	\$ 73,251	\$ 73,242	\$ 60,000	\$ 75,000
101-11-150-60-353-000	Court Fees and Fines	27,266	57,384	15,000	15,000
101-11-150-60-354-000	Parking Bail Fees	14,485	13,638	12,000	12,000
101-11-150-60-356-000	Park Citations	146,804	165,840	140,000	145,000
101-11-150-60-369-000	Other Revenue - Police Services	-	40,000	3,000	3,000
	<b>Sub-Total Fines &amp; Forfeitures</b>	<b>\$ 261,806</b>	<b>\$ 350,103</b>	<b>\$ 230,000</b>	<b>\$ 250,000</b>
<b><u>Intergovernmental</u></b>					
101-11-110-40-332-000	General Government Administration Fees	\$ 125,000	\$ 250,000	\$ 77,000	\$ 77,000
101-11-110-40-333-000	Waste Transfer Station-JPA Income	700,000	800,000	450,000	350,000
101-11-150-10-527-000	Other intergovernmental Revenue	31,045	125,693	40,000	40,000
101-11-150-30-331-000	State Grant Revenue SLESA	226,556	100,000	100,000	100,000
101-11-150-10-017-000	JAG 2017 County	10,052	-	-	-
101-11-311-30-331-000	State Grant Revenues 1/2% Sales Tax	147,980	163,698	164,657	172,890
101-11-311-30-343-000	Abandoned Vehicle Grant Revenue	125,861	33,826	75,000	75,000
	<b>Sub-total Intergovernmental</b>	<b>\$ 1,366,494</b>	<b>\$ 1,473,217</b>	<b>\$ 906,657</b>	<b>\$ 814,890</b>
<b><u>Interest and Other Revenue</u></b>					
101-11-110-70-361-000	Interest Income	\$ 148,074	\$ 558,229	\$ 75,000	\$ 75,000
101-11-110-70-362-000	Rents and Royalties	251,049	133,071	80,000	90,000
101-11-110-70-375-000	Rental of Community Center	1,239	1,062	2,000	4,000
101-11-110-70-385-000	Lease reveue	-	316,171	316,000	316,000
101-11-110-70-380-000	Rental of Park Fields	10,925	172	25,000	25,000
101-11-110-90-349-000	Refunds, Rebates and Reimbursements	64,278	62,758	25,000	28,000
101-11-110-90-367-000	Contributions and Donations	663	-	-	750
101-11-110-90-369-000	Other Revenue - General Revenue	2,948,844	144,234	5,000	5,000
101-11-131-90-369-000	Other Revenue - Finance /Administration	32,934	27,436	15,000	15,000
101-11-144-20-369-000	Other Revenue - Charge for Services	29,053	16,234	3,000	3,000
101-11-147-40-350-000	Senior Excursions	263	-	-	-
101-11-170-70-364-000	Unrealized gain/loss on investment	(417,112)	(445,375)	-	-
101-11-160-10-442-000	Sponsorship-Holiday Carnival	19,563	-	-	-
101-11-147-90-367-000	Senior Donations/Sponsorships	500	-	-	5,000
	<b>Sub-Total Interest &amp; Other Revenue</b>	<b>\$ 3,090,273</b>	<b>\$ 813,992</b>	<b>\$ 546,000</b>	<b>\$ 566,750</b>
	<b>Total General Fund Revenues</b>	<b>\$ 32,628,903</b>	<b>\$ 32,066,807</b>	<b>\$ 29,225,457</b>	<b>\$ 31,457,519</b>



# Fund Overview

## General Fund (101)

### General Fund Revenues (Continued)

	FY 2021-22 Actual	FY 2022-23 Actual	FY 2023-24 Estimated Year End	FY 2024-25 Initial Budget
<b>Transfers In</b>				
101-11-900-90-999-111	\$ 683,472	\$ 740,500	\$ 853,600	\$ 841,900
101-11-900-90-999-152	199,366	-	-	-
101-11-900-90-999-160	320,000	226,158	398,566	267,807
101-11-900-90-999-178	601,436	793,115	1,093,372	1,066,576
101-11-900-90-999-242	1,294,973	1,426,000	1,777,500	1,868,986
101-11-900-90-999-361	981,028	798,920	1,123,407	1,142,853
101-11-900-90-999-390	55,489	-	-	-
101-11-900-90-999-240	-	347,397	575,862	703,397
<b>Sub-Total Transfers In</b>	<b>\$ 4,135,764</b>	<b>\$ 4,332,090</b>	<b>\$ 5,822,307</b>	<b>\$ 5,891,519</b>
<b>Total General Fund Revenue and Transfers</b>	<b>\$ 36,764,667</b>	<b>\$ 36,398,897</b>	<b>\$ 35,047,764</b>	<b>\$ 37,349,038</b>





# Fund Overview

## General Fund (101)

The general fund is the main operating fund of the City of Coachella. It is used to account for all financial resources except where legal, administrative or Generally Accepted Accounting Principles (GAAP) requirements cause them to be accounted for in another fund.

The City's general fund activity includes departments that serve the general public as well as functions that provide administrative support to the various departments within the government and its agencies. The table shown below provides a summary list of the general fund Departments and their respective budgets.

### General Fund Expenditures by Department

Department Name	FY 2021-22	FY 2022-23	FY 2023-24	FY 2023-24	FY 2024-25
	Actual	Actual	Budget	Estimated Year End	Initial Budget
City Council	\$ 194,235	\$ 187,292	\$ 276,601	\$ 287,901	\$ 267,195
City Clerk	92,527	186,571	104,107	104,107	167,548
Admin - City Attorney	667,803	987,642	772,000	772,000	810,600
Admin - City Manager	368,293	422,186	251,289	251,289	305,999
Admin - Public Information Officer	-	-	210,087	210,087	363,761
Admin - Human Resources	232,801	217,420	348,075	348,075	399,094
Admin - General Government	3,208,664	3,461,586	4,582,314	4,732,943	4,411,341
Economic Development Department	71,602	201,764	413,607	413,607	375,215
Economic Development - Grant Administration	98,701	141,619	149,800	149,800	100,613
Finance Department	721,200	943,290	1,055,777	1,055,777	1,405,070
Information Technology	745,824	932,130	846,465	846,465	1,040,051
Development Services - Administration	-	54	307,998	307,998	338,254
Development Services - Planning	629,995	905,524	626,952	590,602	1,121,026
Development Services - Building	302,997	383,620	479,337	479,337	625,866
Development Services - Code Enforcement	379,010	414,849	760,598	760,598	1,060,173
Development Services - AVA	159,769	323,735	223,991	223,991	264,265
Development Services - Graffiti	64,322	85,648	215,488	215,488	183,544
Development Services - Cannabis Compliance	-	30,277	142,302	142,302	186,956
Engineering Department	797,722	656,415	952,302	952,302	1,138,400
Engineering - Storm Drain	-	14,970	-	-	50,000
Public Works - Administration	177,288	344,615	324,115	324,115	458,150
Public Works - Streets Maintenance	1,645,678	1,834,758	1,620,275	1,620,275	2,044,029
Public Works - Parks Maintenance	1,892,289	2,032,834	2,199,182	2,199,182	2,437,824
Public Works - Building Maintenance	1,069,676	1,194,523	1,336,367	1,336,367	1,197,890
Public Works - Fleet Maintenance	563,418	642,633	785,989	785,989	813,745
Public Works - Recreation Programs	370,912	314,459	168,113	168,113	225,507
Public Works - Seniors Program	320,037	413,968	477,890	477,890	450,787
Public Safety - Police Services	9,879,822	10,409,530	10,760,440	10,823,440	11,268,079
Public Safety - Animal Control	345,793	474,040	490,000	490,000	514,500
Public Safety - Emergency Services	125,415	(14,589)	80,000	80,000	80,000
Public Safety - Fire Services	1,709,174	1,751,018	2,540,049	2,540,049	3,242,928
<b>Total</b>	<b>\$ 26,834,967</b>	<b>\$ 29,894,382</b>	<b>\$ 33,501,511</b>	<b>\$ 33,690,090</b>	<b>\$ 37,348,410</b>



# Fund Overview

## General Fund (101)

### General Fund Expenditures by Category

	FY 2021-22 Actual	FY 2022-23 Actual	FY 2023-24 Estimated Year End	FY 2024-25 Initial Budget
Salaries and benefits	\$ 6,149,318	\$ 6,768,316	\$ 8,271,309	\$ 9,919,729
Donations/Contributions/Events	478,021	787,226	725,000	579,000
Administrative expenses	11,377	10,678	17,500	15,500
Legal services	703,234	1,021,453	772,000	810,600
Other professional fees	2,607,073	3,356,508	3,254,770	4,039,839
Public safety	11,582,022	12,154,941	13,361,489	14,513,007
Repairs and maintenance	259,853	409,887	425,050	356,158
Equipment rental	204,018	307,015	447,000	464,108
Insurance expense	788,714	925,357	1,091,700	1,743,130
Communication expense	196,592	206,179	259,295	173,465
Advertising expense	61,951	135,665	98,000	179,200
Meetings, conferences and travel	86,936	139,278	176,506	196,802
Supplies	761,088	782,907	732,850	729,600
Minor equipment	50,101	108,536	81,068	146,050
Computer software	195,482	227,673	204,718	413,148
Energy charges	915,012	899,949	852,000	909,500
Books and periodicals	254	3,684	6,035	7,300
Dues and subscriptions	92,118	136,541	212,507	97,921
Machinery and equipment	99,103	250,031	42,000	15,000
Miscellaneous expenses	168,974	229,204	316,550	362,250
Transfers - allocations	39,381	12,094	578,595	110,000
Transfers - Debt Service	1,384,345	1,021,261	1,764,148	1,567,103
<b>TOTAL</b>	<b>\$ 26,834,967</b>	<b>\$ 29,894,382</b>	<b>\$ 33,690,090</b>	<b>\$ 37,348,410</b>

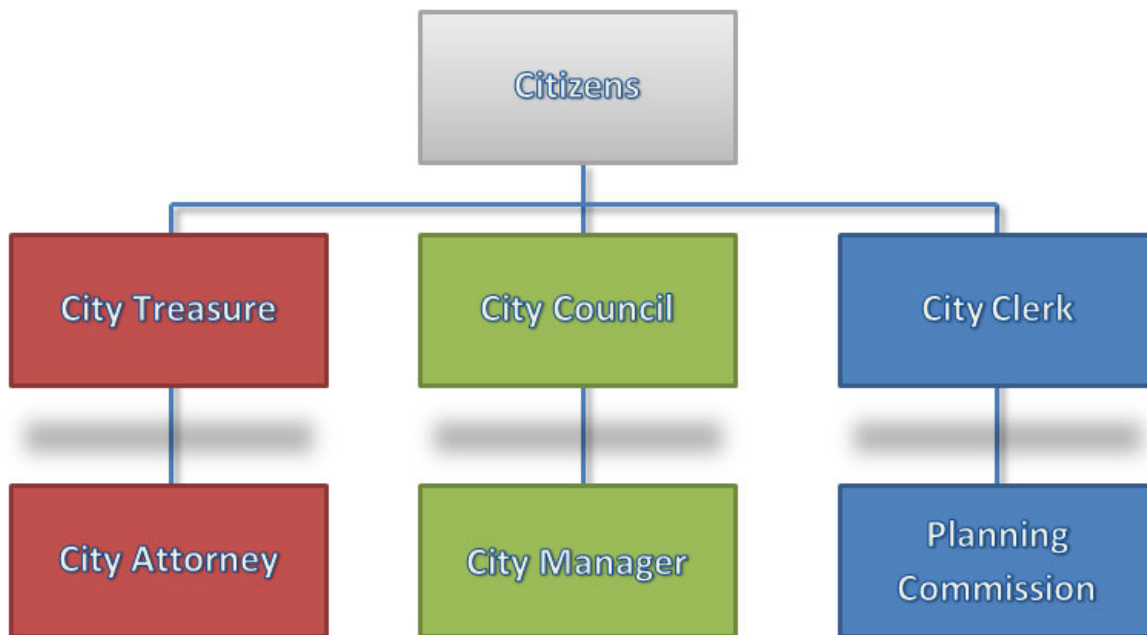


# Fund Overview

## General Fund (101)

### City Council

The City Council Consists of five members; four Council Members and one Mayor. Each Council Member is elected to serve a four year at-large term. The Mayor is elected to serve a two year term. The Mayor presides over all Council meetings and represents the City in all official matters. Every year the Council selects and appoints one of its Members to serve as the Mayor Pro-tem, or Vice Mayor, who presides over the meetings and functions in the Mayor’s absence.



- Steven Hernandez..... Mayor
- Stephanie Virgen..... Mayor Pro-Tem
- Denise Delgado ..... Council Member
- Dr. Frank Figueroa ..... Council Member
- Neftali Galarza ..... Council Member



# Fund Overview

## General Fund (101)

### City Council



The City Council is the legislative authority that creates the policies and laws under which the City operates. Ordinances and resolutions are enacted and funds appropriated to provide the various services to the community. The City Council provides the leadership, policies and future direction, or vision, of the City. Beside two regular meetings per month, the Council meets in special sessions and workshops as required for the smooth operation of the City. The City Council also appoints the City Manager, the City Attorney and the members of the City’s advisory boards and commissions.

The City Council also serves as the Board of Directors for the Fire Protection District, the Sanitary District, the Water Authority and the Cable Access Corporation. The City Manager also serves as the executive director or district manager of these entities.

### City Council’s Detailed Expense Budget

	FY 2021-22 Actual	FY 2022-23 Actual	FY 2023-24 Estimated Year End	FY 2024-25 Initial Budget
<b>City Council</b>				
101-11-111-10-110-000 Regular Employees	\$ 34,486	\$ 35,703	\$ 67,595	\$ 67,595
101-11-111-10-114-000 Benefit and leave cash-in	5,000	5,000	-	-
101-11-111-10-132-000 Other salary payments	9,700	10,000	10,800	10,800
101-11-111-10-210-000 Group insurance	108,396	92,478	155,320	145,913
101-11-111-10-220-000 Payroll tax deductions	678	1,918	1,137	1,137
101-11-111-10-230-000 PERS contributions	1,895	1,494	-	-
101-11-111-10-530-000 Communications	5,283	16,533	12,000	12,000
101-11-111-10-580-000 Meetings, conferences and travel	23,217	22,219	36,300	25,000
101-11-111-10-610-000 General supplies	4,931	1,372	4,000	4,000
101-11-111-10-641-000 Dues and subscriptions	649	574	750	750
<b>TOTAL CITY COUNCIL</b>	<b>\$ 194,235</b>	<b>\$ 187,292</b>	<b>\$ 287,901</b>	<b>\$ 267,195</b>



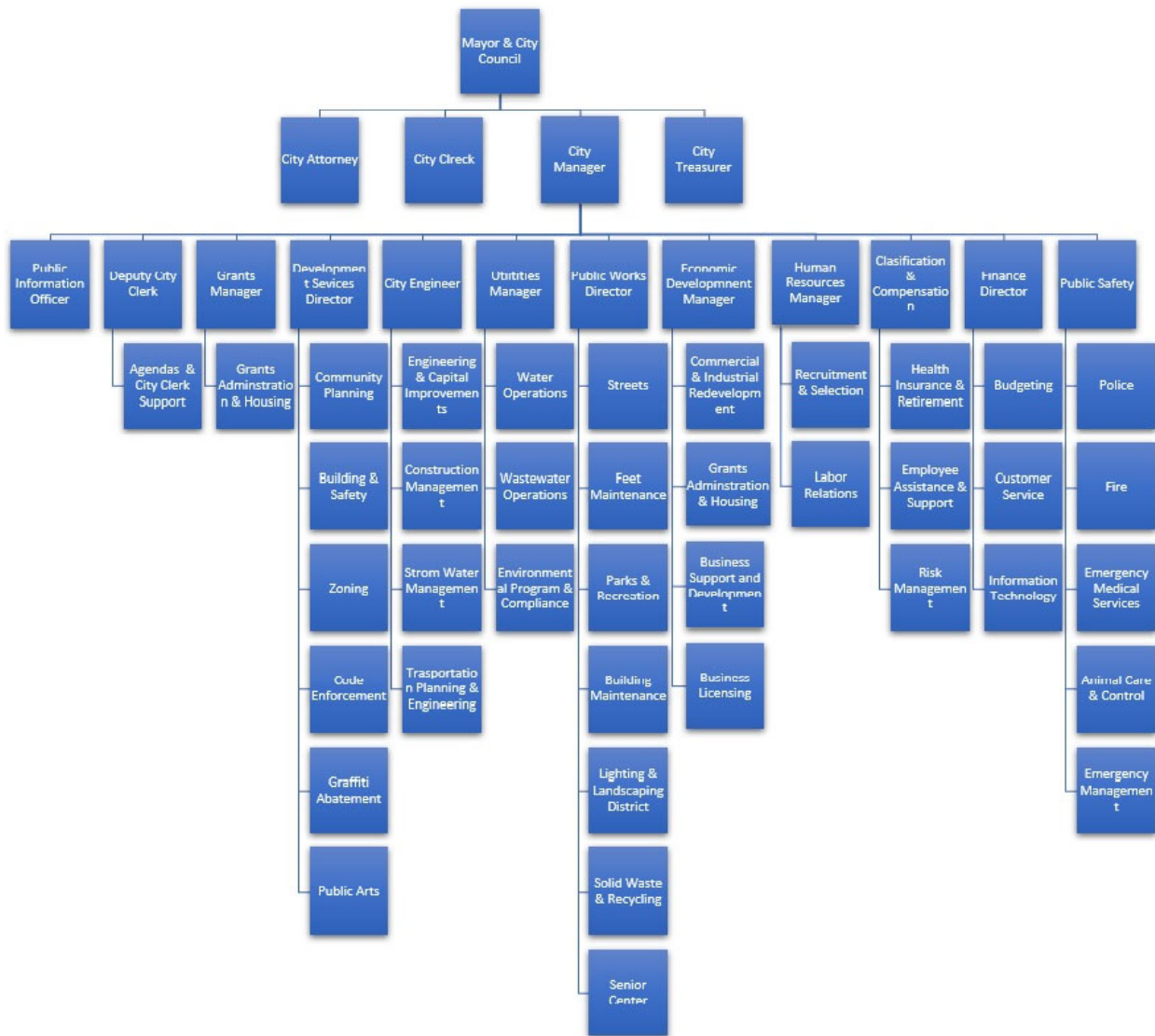


# Fund Overview

## General Fund (101)

### City Administration

The City of Coachella’s Administration function encompasses the offices of the City Manager, the City Attorney, the City Clerk and the Human Resource function that is under the responsibility of the Assistant City Manager. Each of the City of Coachella Administration functions are described on the following pages. The organizational structure of the City Administration function is shown below.





# Fund Overview

## General Fund (101)

### City Administration

#### CITY CLERK



The City Clerk is an elective office and works closely with others in the City administration functions. The City Clerk’s office is the official City recorder and provides research and documentation of all City Council actions; coordinates all regular and special council meetings; coordinates all legal advertising; prepares Council agendas and records of legislative action; maintains municipal code revisions; records all board and commission activities; provides procedures for filling Council and Commission vacancies; and assists the County registrar of voters in conducting municipal elections.

#### City Clerk’s Detailed Expense Budget

	FY 2021-22 Actual	FY 2022-23 Actual	FY 2023-24 Estimated Year End	FY 2024-25 Initial Budget
<b>City Clerk's Office</b>				
101-11-112-10-110-000 Regular employees	\$ 29,498	\$ 23,606	\$ 29,445	\$ 33,453
101-11-112-10-114-000 Benefit and leave cash-in	2,722	7,958	7,805	2,870
101-11-112-10-120-000 Temporary/part-time employees	-	37,650	-	-
101-11-112-10-132-000 Other salary payments	1,213	1,200	1,200	1,525
101-11-112-10-210-000 Group insurance	30,926	31,778	32,628	37,191
101-11-112-10-220-000 Payroll tax deductions	491	610	533	529
101-11-112-10-230-000 PERS contributions	3,426	2,151	4,147	5,173
101-11-112-10-334-000 Other professional/contract services	21,062	77,356	22,000	67,916
101-11-112-10-430-000 Repair and maintenance services	-	-	150	200
101-11-112-10-530-000 Communications	804	1,538	1,200	1,200
101-11-112-10-540-000 Advertising	-	1,551	500	1,700
101-11-112-10-580-000 Meetings, conferences and travel	-	-	500	7,040
101-11-112-10-610-000 General supplies	723	597	2,000	3,000
101-11-112-10-641-000 Dues and subscriptions	1,663	575	2,000	5,750
<b>TOTAL CITY CLERK'S OFFICE</b>	<b>\$ 92,527</b>	<b>\$ 186,571</b>	<b>\$ 104,107</b>	<b>\$ 167,548</b>






# Fund Overview

## General Fund (101)

### City Administration

#### CITY ATTORNEY



The Office of the City Attorney is serviced through a contract with an attorney appointed from private practice. The City Attorney is the general legal counsel and performs all legal duties assigned to him/her by the City Council. The City Attorney is responsible for coordinating all outside legal counsel and keeping the City Council informed of all legal matters that may affect the operation of the City.

#### City Attorney's Detailed Expense Budget

		FY 2021-22	FY 2022-23	FY 2023-24	FY 2024-25
		Actual	Actual	Estimated	Initial
				Year End	Budget
<b>City Attorney's Office</b>					
101-11-114-10-332-000	City Attorney-retainer	\$ 391,675	\$ 407,376	\$ 460,000	483,000
101-11-114-10-332-001	City Attorney-reimbursable costs	1,967	2,211	2,000	2,100
101-11-114-10-332-002	City Attorney-other	6,678	432	10,000	10,500
101-11-114-10-333-000	Other Legal Services	267,482	577,622	300,000	315,000
<b>TOTAL CITY ATTORNEY'S OFFICE</b>		<b>\$ 667,803</b>	<b>\$ 987,642</b>	<b>\$ 772,000</b>	<b>\$ 810,600</b>



# Fund Overview

## General Fund (101)

### City Administration

#### CITY MANAGER



The City Manager acts as the administrative head of the City government under the direction of the City Council and in accordance within the framework of the City’s municipal code and other references such as the general plan. The City Manager administers the affairs of the City and implements the policies of the City Council. In addition, the City Manager provides overall daily supervision, management support, and direction to City Departments.

#### City Manager’s Detailed Expense Budget

	FY 2021-22 Actual	FY 2021-22 Actual	FY 2023-24 Estimated Year End	FY 2024-25 Initial Budget
<b>City Manager's Office</b>				
101-11-121-10-110-000 Regular employees	\$ 235,320	\$ 253,679	\$ 154,648	\$ 187,702
101-11-121-10-114-000 Benefit and leave cash-in	12,634	19,629	14,719	18,048
101-11-121-10-132-000 Other salary payments	3,016	3,000	3,250	3,575
101-11-121-10-210-000 Group insurance	50,822	61,022	27,747	36,430
101-11-121-10-220-000 Payroll tax deductions	3,625	4,013	2,362	2,912
101-11-121-10-230-000 PERS contributions	14,254	13,764	24,814	32,529
101-11-121-10-334-000 Other professionals/contract services	11,501	22,216	12,000	12,354
101-11-121-10-530-000 Communications	5,432	7,526	1,600	1,600
101-11-121-10-540-000 Advertising	-	9,325	-	-
101-11-121-10-580-000 Meetings, conferences and travel	13,397	18,589	5,650	5,650
101-11-121-10-610-000 General supplies	3,795	3,604	500	500
101-11-121-10-611-000 Minor Equip, Furniture, <5,000.00	2,787	-	-	-
101-11-121-10-640-000 Books and periodicals	10	132	-	-
101-11-121-10-641-000 Dues and subscriptions	1,700	2,534	1,000	1,700
101-11-121-10-801-000 Miscellaneous	10,000	3,151	3,000	3,000
<b>TOTAL CITY MANAGER'S OFFICE</b>	<b>\$ 368,293</b>	<b>\$ 422,186</b>	<b>\$ 251,289</b>	<b>\$ 305,999</b>

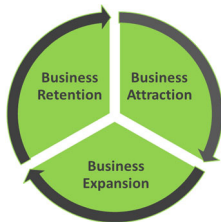


# Fund Overview

## General Fund (101)

### City Administration

#### ECONOMIC DEVELOPMENT DEPARTMENT



This budget category covers coordination with the Chamber of Commerce, non-profits, appropriate stakeholders, and City Council representatives on marketing and community events. The purpose of the program is to recruit hoteliers and businesses to diversify the City’s sales tax revenues and begin to generate hotel tax revenues.

#### Economic Development Detailed Expense Budget

	FY 2021-22 Actual	FY 2022-23 Actual	FY 2023-24 Estimated Year End	FY 2024-25 Initial Budget
<b>Economic Development Department</b>				
101-11-122-10-110-000 Regular employees	\$ -	\$ 44,540	\$ 204,234	\$ 186,229
101-11-122-10-114-000 Benefit and leave cash-in	-	7,579	23,427	15,631
101-11-122-10-117-000 Stand-by time/overtime	-	233	2,000	2,000
101-11-122-10-210-000 Group insurance	-	13,087	64,261	56,769
101-11-122-10-132-000 Other salary payments	-	900	5,932	2,948
101-11-122-10-220-000 Payroll tax expenses	-	773	3,226	2,785
101-11-122-10-230-000 PERS contributions	-	4,002	25,527	23,853
101-11-122-10-334-000 Other professional services	15,080	557	35,000	15,000
101-11-122-10-350-000 Community Programs	-	-	2,000	1,000
101-11-122-10-530-000 Communications	3,088	2,550	2,000	2,000
101-11-122-10-540-000 Advertising	26,752	74,411	10,000	25,000
101-11-122-10-580-000 Meetings, conferences and travel	20,899	34,865	20,000	20,000
101-11-122-10-610-000 General supplies	82	11,094	2,000	3,000
101-11-122-10-611-000 Minor Equipment < 5,000	-	-	-	5,000
101-11-122-10-612-000 Computer Software	-	-	6,000	6,000
101-11-122-10-641-000 Dues and Subscriptions	5,700	7,172	8,000	8,000
<b>TOTAL ECONOMIC DEVELOPMENT</b>	<b>\$ 71,602</b>	<b>\$ 201,764</b>	<b>\$ 413,607</b>	<b>\$ 375,215</b>



# Fund Overview

## General Fund (101)

### City Administration

#### HUMAN RESOURCES



The Human Resources Manager performs the duties and responsibilities for all human resources functions. In addition, this position coordinates the workers compensation program and employment insurance programs as well as employee training and records. All recruitment and new hiring, fringe benefit administration, and coordination of the activities and contracts of the bargaining units are within the responsibility of the Human Resources Department.

#### Human Resources Detailed Expense Budget

	FY 2021-22 Actual	FY 2022-23 Actual	FY 2023-24 Estimated Year End	FY 2024-25 Initial Budget
<b>Human Resources Department</b>				
101-11-123-10-110-000 Regular employees	\$ 116,472	\$ 130,301	\$ 186,520	\$ 212,772
101-11-123-10-114-000 Benefit and leave cash-in	15,813	10,029	19,986	18,737
101-11-123-10-117-000 Stand-by time/overtime	121	81	-	-
101-11-123-10-120-000 Temporary/part-time employees	5,764	-	-	-
101-11-123-10-132-000 Other salary payments	-	-	-	650
101-11-123-10-210-000 Group insurance	23,703	30,821	58,817	76,053
101-11-123-10-220-000 Payroll tax expenses	1,853	1,975	2,823	3,146
101-11-123-10-230-000 PERS contributions	7,765	8,606	14,507	18,022
101-11-123-10-334-000 Other professional services	39,809	19,829	33,275	35,004
101-11-123-10-530-000 Communications	449	391	475	475
101-11-123-10-540-000 Advertising	9,566	1,998	5,000	5,000
101-11-123-10-580-000 Meetings, conferences and travel	156	996	2,000	3,500
101-11-123-10-610-000 General supplies	3,711	4,705	3,500	3,500
101-11-123-10-641-000 Dues and Subscriptions	7,424	7,584	13,172	14,236
101-11-123-10-801-001 Employee holiday party	-	99	6,000	6,000
101-11-123-10-801-002 Employee recognition program	195	6	2,000	2,000
<b>TOTAL HUMAN RESOURCES DEPARTMENT</b>	<b>\$ 232,801</b>	<b>\$ 217,420</b>	<b>\$ 348,075</b>	<b>\$ 399,094</b>

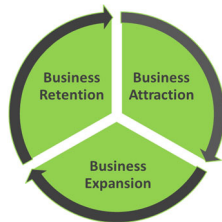


# Fund Overview

## General Fund (101)

### City Administration

#### PUBLIC INFORMATION OFFICER



Government public information officers are responsible for creating and enabling communication between a government organization and both news media outlets and the general public. It's up to them to make sure any statements released to the press and the public follow agency guidelines, are accurate, and adhere to official policy or laws.

#### Public Information Officer Detailed Expense Budget

	FY 2021-22 Actual	FY 2022-23 Actual	FY 2023-24 Estimated Year End	FY 2024-25 Initial Budget
<b>Public Information Officer</b>				
101-11-124-10-110-000 Regular employees	\$ -	\$ -	\$ 132,275	\$ 153,250
101-11-124-10-114-000 Benefit and leave cash-in	-	-	12,492	14,736
101-11-124-10-132-000 Other salary payments	-	-	-	1,300
101-11-124-10-210-000 Group insurance	-	-	33,006	51,622
101-11-124-10-220-000 Payroll tax expenses	-	-	1,979	2,354
101-11-124-10-230-000 PERS contributions	-	-	11,535	15,555
101-11-124-10-334-000 Other professional services	-	-	12,000	55,000
101-11-124-10-530-000 Communications	-	-	800	800
101-11-124-10-540-000 Advertising	-	-	-	58,000
101-11-124-10-580-000 Meetings, conferences and travel	-	-	2,000	8,000
101-11-124-10-610-000 General supplies	-	-	1,000	500
101-11-124-10-641-000 Dues and Subscriptions	-	-	1,000	2,645
101-11-124-10-801-000 Community Contributions	-	-	2,000	-
<b>TOTAL PUBLIC INFORMATION OFFICER</b>	<b>\$ -</b>	<b>\$ -</b>	<b>\$ 210,087</b>	<b>\$ 363,761</b>

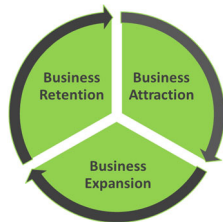


# Fund Overview

## General Fund (101)

### City Administration

#### GRANTS MANAGER



This budget category covers coordination City programs funded by grants, special appropriations from the City Council, or cooperative agreements with external organizations are managed by the Grants Manager.

#### Grants Manager Detailed Expense Budget

		FY 2021-22	FY 2022-23	FY 2023-24	FY 2024-25
		Actual	Actual	Estimated	Initial
				Year End	Budget
<b>Grants</b>					
101-11-125-10-110-000	Regular employees	\$ 60,249	\$ 53,772	\$ 96,359	\$ 65,608
101-11-125-10-114-000	Benefit and leave cash-in	4,122	1,439	12,180	6,309
101-11-125-10-117-000	Stand-by time/overtime	-	41	-	-
101-11-125-10-120-000	Temporary/part-time employees	-	7,184	-	-
101-11-125-10-210-000	Group insurance	15,210	14,055	18,633	16,038
101-11-125-10-220-000	Payroll tax expenses	934	1,369	1,483	1,000
101-11-125-10-230-000	PERS contributions	3,365	3,054	8,146	6,659
101-11-125-10-334-000	Other professional services	13,897	58,026	-	-
101-11-125-10-530-000	Communications	-	148	2,000	2,000
101-11-125-10-540-000	Advertising	328	650	10,000	2,000
101-11-125-10-580-000	Meetings, conferences and travel	-	84	-	-
101-11-125-10-610-000	General supplies	596	1,796	1,000	1,000
<b>TOTAL GRANTS MANAGER DEPARTMENT</b>		<b>\$ 98,701</b>	<b>\$ 141,619</b>	<b>\$ 149,800</b>	<b>\$ 100,613</b>





# Fund Overview

## General Fund (101)

### City Administration

#### SENIORS PROGRAM



The Seniors division is responsible for providing funds and services that meet the needs of the City’s senior population. The Senior Center is the focus of all the senior program activities. The program includes outreach services, hot lunches, education, recreation, support groups, information and referral, tax assistance, food distribution, and counseling.

The Seniors Program strives to provide the City’s seniors with opportunities to enjoy a healthy lifestyle and to be self-sufficient. The City administration utilizes funding to assist the Program by providing transportation services, professional advisors, and recreation coordinators. Wherever possible, the use of volunteer services is encouraged.

#### Seniors Program Detailed Expense Budget

	FY 2021-22 Actual	FY 2022-23 Actual	FY 2023-24 Estimated Year End	FY 2024-25 Initial Budget
<b>Seniors Program</b>				
101-11-147-10-110-000 Regular employees	\$ 140,989	\$ 193,331	\$ 197,945	\$ 214,548
101-11-147-10-114-000 Benefit and leave cash-in	6,313	5,529	15,626	24,763
101-11-147-10-117-000 Stand-by time/overtime	1,381	2,961	-	-
101-11-147-10-120-000 Temporary/part-time employees	30,017	20,909	6,000	6,000
101-11-147-10-132-000 Other salary payments	-	-	3,568	-
101-11-147-10-210-000 Group insurance	41,818	64,030	66,667	66,352
101-11-147-10-220-000 Payroll tax deductions	2,181	2,954	2,961	3,209
101-11-147-10-230-000 PERS contributions	21,074	25,487	32,724	31,014
101-11-147-10-334-000 Other professional services	45,078	55,820	105,000	65,000
101-11-147-10-430-000 Repair and maintenance services	420	-	10,000	10,000
101-11-147-10-530-000 Communications	1,305	1,710	2,400	2,400
101-11-147-10-580-000 Meetings, conferences and travel	-	-	-	-
101-11-147-10-610-000 General supplies	21,074	25,038	15,000	15,000
101-11-147-10-611-000 Minor equipment and furniture	186	8,147	-	-
101-11-147-10-641-000 Dues and subscriptions	-	-	-	-
101-11-147-10-741-000 Machinery and equipment	-	3,750	5,000	-
101-11-147-10-743-000 Furniture and fixtures	2,892	-	-	-
101-11-147-10-801-000 Senior Events (all)	5,310	4,303	-	6,000
101-11-147-10-802-000 Senior Excursions	-	-	15,000	6,500
101-11-147-90-930-000 Senior Excursions	-	-	-	-
101-11-XXX-90-930-000 Account Title	-	-	-	-
<b>TOTAL SENIORS PROGRAM</b>	<b>\$ 320,037</b>	<b>\$ 413,968</b>	<b>\$ 477,890</b>	<b>\$ 450,787</b>



# Fund Overview

## General Fund (101)

### Finance Department

#### MISSION:




The Finance Department is charged with the responsibility with providing financial management, budgeting, accounting, cash management, revenue collection, utility billing, risk management, information technology management and general administrative support for the City and its component units.

#### PRIMARY ACTIVITIES:

Services provided through the finance and accounting functions include maintaining reliable accounting records, payment of approved demands against the City treasury, fiscal planning and debt administration. Internal controls are established and maintained to ensure that adequate accounting data allows for the preparation of financial statements in conformity with generally accepted accounting principles. Internal controls are evaluated to determine that the cost does not exceed the benefits likely to be derived. Financial reports are used as a tool to measure the results of operations for a variety of purposes, both internal and external.

The cash management function is responsible for the prudent investment of surplus funds. The City's Investment Policy directs the investment of City and component unit monies with the following priorities established: preservation and safety of principal, liquidity necessary to meet daily cash flow requirements and maximized yield after the first two priorities are met. The Investment Policy is reviewed annually and submitted to the City Council for approval.

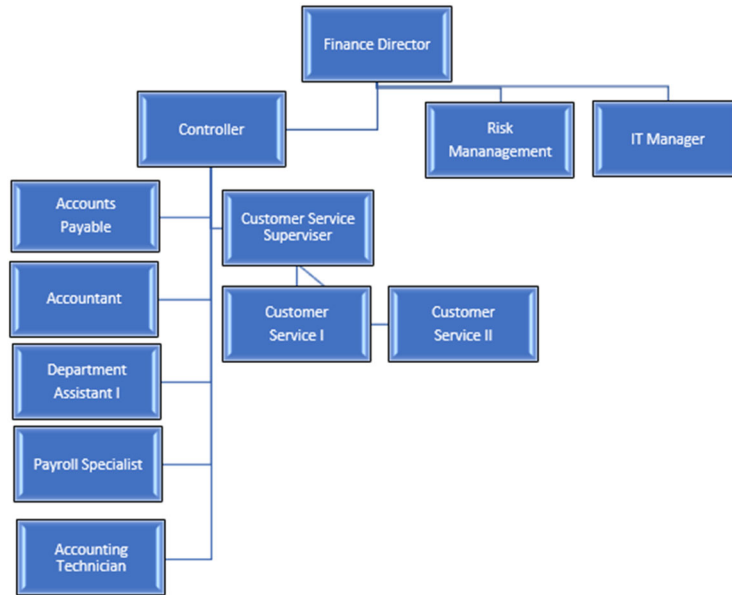
The financial statements of the City and its Component Units are examined annually by an independent, certified public accounting firm, which renders an opinion that the financial statements fairly present the financial position of the City and the results of its operations in all material respects. Operation of the City and Component Units are also reviewed for compliance with various laws and regulations.





# Fund Overview

## General Fund (101)



### Finance Department Detailed Expense Budget

	FY 2021-22 Actual	FY 2022-23 Actual	FY 2023-24 Estimated Year End	FY 2024-25 Initial Budget
<b>Finance Department</b>				
101-11-131-10-110-000 Regular employees	\$ 357,127	\$ 456,084	\$ 568,307	\$ 745,064
101-11-131-10-114-000 Benefit and leave cash-in	25,842	41,284	53,810	75,790
101-11-131-10-117-000 Stand-by time/overtime	6,393	4,038	10,170	9,500
101-11-131-10-120-000 Temporary/part-time employees	33,299	40,764	-	-
101-11-131-10-132-000 Other salary payments	3,219	2,100	12,960	4,550
101-11-131-10-210-000 Group insurance	107,883	122,562	119,219	257,220
101-11-131-10-220-000 Payroll tax deductions	5,671	7,309	8,835	11,252
101-11-131-10-230-000 PERS contributions	43,253	46,513	68,826	79,685
101-11-131-10-331-000 Audit Services	37,060	13,348	77,550	90,750
101-11-131-10-334-000 Other professional/contract services	47,034	140,524	75,000	72,800
101-11-131-10-334-001 Credit Card Processing Fees	(7,754)	15,550	20,000	24,000
101-11-131-10-334-002 Bank Charges	20,582	25,455	8,000	9,000
101-11-131-10-430-000 Repair and maintenance services	1,814	1,037	1,400	458
101-11-131-10-530-000 Communications	2,593	4,495	3,000	1,800
101-11-131-10-580-000 Meetings, conferences and travel	8,818	4,799	10,000	8,000
101-11-131-10-610-000 General supplies	18,085	15,683	14,000	8,500
101-11-131-10-611-000 Minor equipment and furniture	6,867	697	2,000	2,500
101-11-131-10-612-000 Minor Software <5,000	-	-	-	1,000
101-11-131-10-640-000 Books and periodicals	85	292	500	1,000
101-11-131-10-641-000 Dues and subscriptions	601	758	1,700	1,700
101-11-131-10-801-000 Miscellaneous	1,400	-	500	500
<b>TOTAL FINANCE DEPARTMENT</b>	<b>\$ 721,200</b>	<b>\$ 943,290</b>	<b>\$ 1,055,777</b>	<b>\$ 1,405,070</b>



# Fund Overview

## General Fund (101)

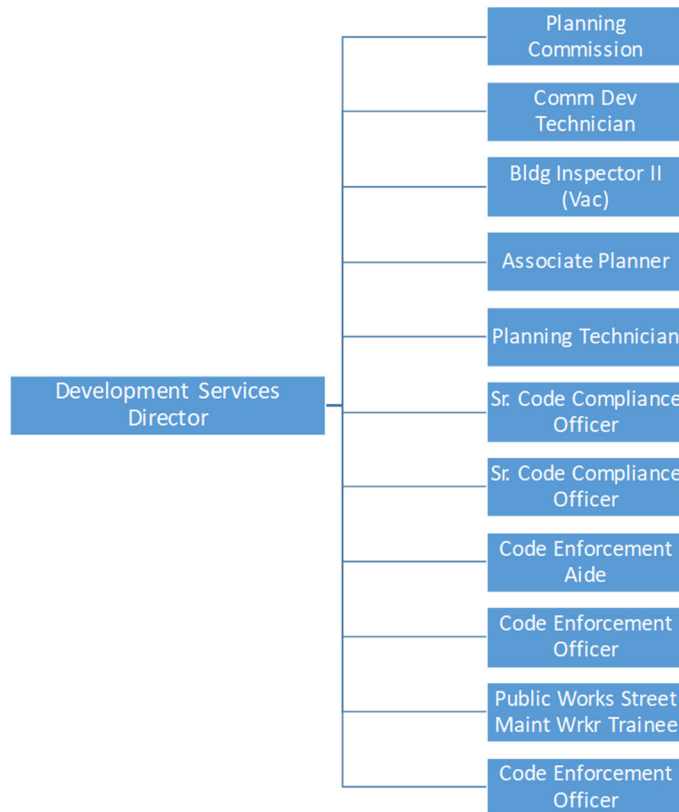
### Development Services



The Development Services Department is comprised of the Planning Division, Building Division and Code Enforcement. The Department is responsible for the orderly planning and development of the City of Coachella and the maintenance of the State Building Code standards which promote public safety and welfare. The department through Code Enforcement monitors and enforces compliance issues throughout the City.

The Department processes all land use applications, administers the California Environmental Quality Act (CEQA), reviews and approves development and related landscaping plans, issues all building permits and performs building inspections to insure public safety. The Department also is responsible for evaluating and resolving damage caused to structures by fire, wind, earthquakes and man made or natural disasters.

A major goal of the department is the enhancement of the character and quality of life in the City through the creation and adoption of standards and ordinances which protect the community from incompatible development and promote orderly and sustainable growth. A major project for the City in the coming fiscal year is to move into new Permit Center Building, cross train staff for new corporate culture at Permit Center, and streamline the City’s inspection logging services.





# Fund Overview

## General Fund (101)

### Development Services

#### Administration



The Development Services Administration (DSA) administers the City’s subdivision, planning, building, and other construction related ordinances.

### Development Services Administration Detailed Expense Budget

	FY 2021-22 Actual	FY 2022-23 Actual	FY 2023-24 Estimated Year End	FY 2024-25 Initial Budget
<b>Development Services - Administration</b>				
101-11-140-10-110-000 Regular employees	\$ -	\$ -	\$ 217,794	\$ 228,869
101-11-140-10-114-000 Benefit and leave cash-in	-	-	21,503	23,007
101-11-140-10-132-000 Other salary payments	-	-	5,200	5,200
101-11-140-10-210-000 Group insurance	-	-	25,207	31,613
101-11-140-10-220-000 Payroll Tax Deductions	-	-	3,348	3,577
101-11-140-10-230-000 PERS Contributions	-	-	34,946	39,663
101-11-140-10-610-000 General Supplies	-	54	-	3,600
101-11-140-10-641-000 Dues and Subscriptions	-	-	-	2,725
<b>TOTAL DEVELOPMENT SERVICES - ADMINISTRATION</b>	<b>\$ -</b>	<b>\$ 54</b>	<b>\$ 307,998</b>	<b>\$ 338,254</b>





# Fund Overview

## General Fund (101)

### Development Services

#### Planning Division



The Planning Division is responsible for all current and advanced planning functions including General Plan Amendments and Housing Element Updates, Specific Plan Adoptions, Municipal Code Amendments, the day-to-day zoning and subdivision administration duties, and GIS mapping maintenance. The staff processes project development reviews from the conceptual designs to the issuance of building permits and the collection of development impact fees and monitoring of environmental mitigation measures. The Director serves as the environmental administrator for CEQA documents, negotiates Development Agreements, and staffs the Economic Development/ Planning Subcommittee and the Public Safety/Code Enforcement Subcommittee with the City Manager.

#### Development Services Planning Detailed Expense Budget

		FY 2021-22	FY 2022-23	FY 2023-24	FY 2024-25
		Actual	Actual	Estimated Year End	Initial Budget
<b>Development Services - Planning Division</b>					
101-11-141-10-110-000	Regular employees	\$ 372,331	\$ 460,233	\$ 260,644	\$ 422,902
101-11-141-10-114-000	Benefit and leave cash-in	23,156	21,011	37,558	46,622
101-11-141-10-117-000	Stand-by time/overtime	345	1,117	-	-
101-11-141-10-120-000	Temporary/part-time employees	31,740	21,847	-	-
101-11-141-10-132-000	Other salary payments	7,450	7,600	6,221	-
101-11-141-10-210-000	Group insurance	87,697	120,755	69,888	78,806
101-11-141-10-220-000	Payroll tax deductions	7,475	7,922	4,182	6,427
101-11-141-10-230-000	PERS contributions	33,706	42,096	19,986	34,975
101-11-141-10-334-000	Other professional/contract services	22,004	171,417	120,000	427,500
101-11-141-10-333-000	Other legal services	13,142	4,723	-	-
101-11-141-10-530-000	Communications	1,978	1,327	1,500	1,500
101-11-141-10-540-000	Advertising	13,863	21,268	25,000	37,500
101-11-141-10-580-000	Meetings, conferences and travel	5,558	16,346	28,398	40,669
101-11-141-10-610-000	General supplies	6,060	6,374	8,000	7,500
101-11-141-10-611-000	Minor equipment and furniture	3,382	290	1,400	13,300
101-11-141-10-640-000	Books and periodicals	106	304	600	600
101-11-141-10-641-000	Dues and subscriptions	-	381	2,725	2,725
101-11-141-10-743-000	Furniture and fixtures	-	514	4,500	-
<b>TOTAL DEVELOPMENT SERVICES - PLANNING DIVISION</b>		<b>\$ 629,995</b>	<b>\$ 905,524</b>	<b>\$ 590,602</b>	<b>\$ 1,121,026</b>





# Fund Overview

## General Fund (101)

### Development Services

#### Cannabis Compliance Division



Through innovative policies and effective implementation, the Department (DCC) advances and facilitates a well-regulated, legal market that benefits the City of Coachella.

#### Cannabis Compliance Division Detailed Expense Budget

	FY 2021-22 Actual	FY 2022-23 Actual	FY 2023-24 Estimated Year End	FY 2024-25 Initial Budget
<b>Development Services - Cannabis Compliance Division</b>				
101-11-142-10-110-000 Regular employees	\$ -	\$ 22,367	\$ 92,043	\$ 106,643
101-11-142-10-114-000 Benefit and leave cash-in	-	-	11,717	7,546
101-11-142-10-132-000 Other salary payments	-	-	4,109	-
101-11-142-10-210-000 Group insurance	-	6,362	20,971	28,569
101-11-142-10-220-000 Payroll tax deductions	-	325	1,481	1,515
101-11-142-10-230-000 PERS contributions	-	1,223	6,898	8,393
101-11-142-10-334-000 Other professional/contract services	-	-	-	15,000
101-11-142-10-530-000 Communications	-	-	500	1,000
101-11-142-10-540-000 Advertising	-	-	-	9,000
101-11-142-10-580-000 Meetings, conferences, and travel	-	-	1,495	4,665
101-11-142-10-610-000 General supplies	-	-	2,000	2,000
101-11-142-10-611-000 Minor equipment and furniture	-	-	1,000	2,500
101-11-142-10-641-000 Dues and subscriptions	-	-	90	125
<b>TOTAL DEVELOPMENT SRVC. CANNABIS COMPLIANCE DIVISION</b>	<b>\$ -</b>	<b>\$ 30,277</b>	<b>\$ 142,302</b>	<b>\$ 186,956</b>



# Fund Overview

## General Fund (101)

### Development Services

#### Building Division



The Building Division issues building permits and performs inspections. They are responsible for ensuring that all projects in the City are properly permitted and meet building code requirements.

### Building Department Detailed Expense Budget

	FY 2021-22 Actual	FY 2022-23 Actual	FY 2023-24 Estimated Year End	FY 2024-25 Initial Budget
<b>Development Services - Building Division</b>				
101-11-144-10-110-000 Regular employees	\$ 100,295	\$ 157,489	\$ 250,723	\$ 285,178
101-11-144-10-114-000 Benefit and leave cash-in	4,440	4,708	21,575	26,421
101-11-144-10-117-000 Stand-by time/overtime	22,507	25,111	-	-
101-11-144-10-120-000 Temporary/part-time employees	1,007	-	-	-
101-11-144-10-132-000 Other salary payments	-	-	1,161	-
101-11-144-10-210-000 Group insurance	34,347	45,347	70,982	72,352
101-11-144-10-220-000 Payroll tax deductions	1,850	2,721	3,738	4,214
101-11-144-10-230-000 PERS contributions	7,228	10,786	38,179	46,792
101-11-144-10-334-000 Other professional/contract services	125,895	122,353	77,500	162,500
101-11-144-10-430-000 Repair and maintenance services	-	-	-	-
101-11-144-10-530-000 Communications	1,372	1,878	1,800	4,200
101-11-144-10-540-000 Advertising	150	-	1,000	3,000
101-11-144-10-580-000 Meetings, conferences and travel	1,962	6,287	7,758	13,093
101-11-144-10-610-000 General supplies	595	2,728	1,050	2,100
101-11-144-10-611-000 Minor equipment and furniture	-	1,860	1,468	3,650
101-11-144-10-612-000 Computer Software	-	-	-	600
101-11-144-10-640-000 Books and periodicals	-	2,136	1,935	1,200
101-11-144-10-641-000 Dues and subscriptions	445	215	470	565
101-11-144-10-743-000 Furniture and fixtures	905	-	-	-
<b>TOTAL DEVELOPMENT SERVICES - BUILDING DIVISION</b>	<b>\$ 302,997</b>	<b>\$ 383,620</b>	<b>\$ 479,337</b>	<b>\$ 625,866</b>



# Fund Overview

## General Fund (101)

### Engineering



The Engineering Division is responsible for the design and construction of public improvements. They also provide engineering drawing plan check services, traffic engineering, inspection services, and capital project monitoring and management.

### Engineering Division Detailed Expense Budget

		FY 2021-22	FY 2021-22	FY 2023-24	FY 2024-25
		Actual	Actual	Estimated	Initial
				Year End	Budget
<b>Engineering</b>					
101-11-145-10-110-000	Regular employees	\$ 335,339	\$ 335,756	\$ 481,545	\$ 555,061
101-11-145-10-114-000	Benefit and leave cash-in	20,164	14,639	46,832	46,860
101-11-145-10-117-000	Stand-by time/overtime	12,273	14,672	-	-
101-11-145-10-132-000	Other salary payments	3,135	3,120	13,732	3,120
101-11-145-10-210-000	Group insurance	82,158	89,108	95,551	154,516
101-11-145-10-220-000	Payroll tax deductions	5,387	5,347	7,418	8,229
101-11-145-10-230-000	PERS contributions	30,681	30,845	60,624	72,014
101-11-145-10-334-000	Other professional services	289,890	142,932	200,000	250,000
101-11-145-10-430-000	Repair and maintenance services	1,477	2,709	3,000	3,000
101-11-145-10-530-000	Communications	4,357	2,717	8,000	8,000
101-11-145-10-540-000	Advertising	698	-	4,000	4,000
101-11-145-10-580-000	Meetings, conferences and travel	64	1,610	7,000	7,000
101-11-145-10-610-000	General supplies	3,888	4,340	6,000	6,000
101-11-145-10-611-000	Minor equipment and furniture	581	239	5,000	5,000
101-11-145-10-612-000	Computer software	7,239	7,560	9,500	11,500
101-11-145-10-640-000	Books and periodicals	-	820	2,000	2,000
101-11-145-10-641-000	Dues and subscriptions	392	-	2,100	2,100
<b>TOTAL ENGINEERING</b>		<b>\$ 797,722</b>	<b>\$ 656,415</b>	<b>\$ 952,302</b>	<b>\$ 1,138,400</b>

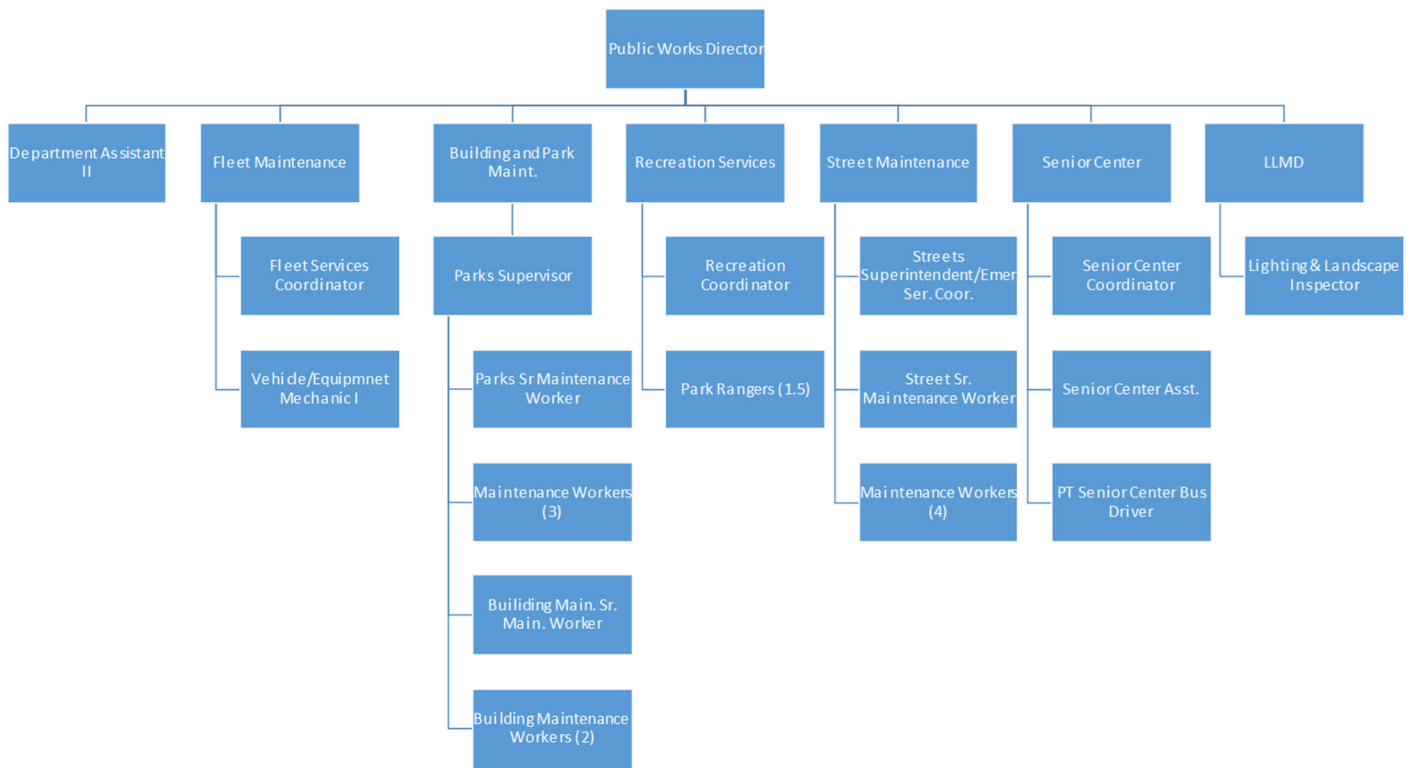


# Fund Overview General Fund (101)

## Public Works



The Public Works Department is responsible for the improvement, maintenance and operation of the City’s streets, highways, and parks, and for construction of the City’s infrastructure. The department is organized into three major divisions: (1) administration, (2) engineering and (3) operations.



## Activities

The Public Works Department is engaged in a number of infrastructure projects and also acts as the project manager.



# Fund Overview

## General Fund (101)

### Public Works

#### Administration



Public Works Administration is responsible for interpreting existing City policies and carrying out the City Council’s priorities as they relate to streets, highways, parks and CIP projects. Public Works Administration also provides management services for the Sanitary District, a separate component unit of the City.

#### Administration Detailed Expense Budget

	FY 2021-22 Actual	FY 2022-23 Actual	FY 2023-24 Estimated Year End	FY 2024-25 Initial Budget
<b>Public Works Administration</b>				
101-11-148-10-110-000 Regular employees	\$ 94,750	\$ 133,394	\$ 197,761	\$ 284,199
101-11-148-10-114-000 Benefit and leave cash-in	6,910	10,085	17,002	31,774
101-11-148-10-117-000 Stand-by time/overtime	(0)	(0)	-	-
101-11-148-10-120-000 Temporary/part-time employees	1,755	3,427	5,000	5,000
101-11-148-10-132-000 Other salary payments	2,090	2,080	3,189	2,080
101-11-148-10-210-000 Group insurance	19,315	29,040	37,826	55,664
101-11-148-10-220-000 Payroll tax deductions	1,506	2,115	2,977	4,289
101-11-148-10-230-000 PERS contributions	12,949	17,237	23,861	39,644
101-11-148-10-334-000 Other professional services	21,833	55,703	10,000	15,000
101-11-148-10-530-000 Communications	1,398	1,081	2,000	2,000
101-11-148-10-580-000 Meetings, conferences and travel	2,581	5,340	6,500	6,500
101-11-148-10-610-000 General supplies	8,219	7,502	16,000	10,000
101-11-148-10-611-000 Minor equipment and furniture	2,901	-	-	-
101-11-148-10-641-000 Dues and subscriptions	1,081	1,111	2,000	2,000
101-11-148-10-801-000 Miscellaneous	-	76,500	-	-
<b>TOTAL PUBLIC WORKS ADMINISTRATION</b>	<b>\$ 177,288</b>	<b>\$ 344,615</b>	<b>\$ 324,115</b>	<b>\$ 458,150</b>





# Fund Overview

## General Fund (101)

### Public Works

#### Streets Division:



The Streets Division is responsible for repairs and maintenance of the City’s streets and highways, and median strips. Repairs can range from pothole repair to major improvements that would also involve outside contractors.

### Streets Department Detailed Expense Budget

	FY 2021-22 Actual	FY 2022-23 Actual	FY 2023-24 Estimated Year End	FY 2024-25 Initial Budget
<b>Public Works - Street Division</b>				
101-11-148-20-110-000 Regular employees	\$ 477,633	\$ 356,501	\$ 457,740	\$ 563,358
101-11-148-20-114-000 Benefit and leave cash-in	66,334	15,515	36,911	41,872
101-11-148-20-117-000 Stand-by time/overtime	62,133	70,087	45,000	10,000
101-11-148-20-120-000 Temporary/part-time employees	11,467	58,683	-	-
101-11-148-20-132-000 Other salary payments	-	-	2,088	7,288
101-11-148-20-210-000 Group insurance	142,295	144,257	168,443	192,350
101-11-148-20-220-000 Payroll tax deductions	7,562	6,431	7,429	8,353
101-11-148-20-230-000 PERS contributions	54,694	46,054	67,663	86,809
101-11-148-20-334-000 Other professional/contract services	43,469	90,325	45,000	55,000
101-11-148-20-334-001 Contract services/Street Sweeping	3,772	602	6,000	6,000
101-11-148-20-334-002 Contract services/Traffic Signals	69,930	122,172	85,000	200,000
101-11-148-20-334-004 Contract services/Median	101,242	122,601	75,000	100,000
101-11-148-20-334-006 Contract services/Storm Water	2,200	6,545	10,000	75,000
101-11-148-20-334-007 Contract services/Tree Trimming	24,128	29,845	65,000	65,000
101-11-148-20-334-602 Contract services/Traffic Signals	12,706	15,035	-	-
101-11-148-20-334-604 Contract services/ Crack Ceiling	10,174	59,736	-	-
101-11-148-20-334-608 Contract services/Street Striping	-	58,621	75,000	100,000
101-11-148-20-430-000 Repair and maintenance services	2,277	3,229	10,000	20,000
101-11-148-20-741-000 Machinery and equipment	-	34,854	20,000	-
101-11-148-20-442-000 Rental of equipment and vehicles	48,888	66,027	40,000	45,000
101-11-148-20-444-000 Leases	6,608	6,807	10,000	10,000
101-11-148-20-530-000 Communications	9,124	4,218	8,000	8,000
101-11-148-20-580-000 Meetings, conferences and travel	1,759	8,373	4,000	4,000
101-11-148-20-610-000 General supplies	95,007	60,401	20,000	30,000
101-11-148-20-610-602 Supplies/Traffic Signals	-	1,380	5,000	2,000
101-11-148-20-610-603 Supplies/ROW Weed Abatement	-	-	1,000	10,000
101-11-148-20-610-605 Supplies/Asphalt/Concrete	5,070	11,704	25,000	55,000
101-11-148-20-610-606 Supplies/Striping	7,612	9,736	10,000	10,000
101-11-148-20-610-608 Supplies/Street Lighting	38,343	70,274	42,000	35,000
101-11-148-20-610-610 Supplies/Signage	77,516	72,751	55,000	55,000





# Fund Overview

## General Fund (101)

### Public Works

#### Streets Division (Continued)

The Streets Division is responsible for repairs and maintenance of the City’s streets and highways, and median strips. Repairs can range from pothole repair to major improvements that would also involve outside contractors.

#### Streets Department Detailed Expense Budget (Continued)

	FY 2021-22 Actual	FY 2022-23 Actual	FY 2023-24 Estimated Year End	FY 2024-25 Initial Budget
<b>Public Works Street Division - Continued</b>				
101-11-148-20-610-611 Supplies/Traffic Control	\$ 9,005	\$ 10,004	10,000	10,000
101-11-148-20-610-612 Supplies/Drain Maint.	-	2,378	2,000	2,000
101-11-148-20-610-613 Supplies/Street Medians/Parkways	-	-	-	-
101-11-148-20-611-000 Minor equipment and furniture	-	5,790	-	20,000
101-11-148-20-620-000 Energy charges	4,726	3,719	3,000	3,000
101-11-148-20-620-602 Utilities/Traffic Signals	27,408	25,088	30,000	35,000
101-11-148-20-620-604 Utilities/Medians	3,683	4,417	4,000	4,000
101-11-148-20-620-609 Utilities/Street Lights	218,473	229,588	175,000	175,000
101-11-148-25-311-000 County Administrative Charges	440	1,012	-	-
<b>TOTAL PUBLIC WORKS STREETS DIVISION</b>	<b>\$ 1,645,678</b>	<b>\$ 1,834,758</b>	<b>\$ 1,620,275</b>	<b>\$ 2,044,029</b>



# Fund Overview

## General Fund (101)

### Public Works

#### Parks Division



The Parks Division is responsible for improvement and maintenance of the eight City parks. The Division performs repair and maintenance services on structures, pools and landscape in the parks areas and public buildings.

#### Parks Division Detailed Expense Budget

	FY 2021-22 Actual	FY 2022-23 Actual	FY 2023-24 Estimated Year End	FY 2024-25 Initial Budget
<b>Parks Maintenance Division</b>				
101-11-148-30-110-000 Regular employees	\$ 339,279	\$ 342,233	\$ 370,391	\$ 467,335
101-11-148-30-114-000 Benefit and leave cash-in	32,190	18,228	36,416	46,312
101-11-148-30-117-000 Stand-by time/overtime	101,989	106,987	45,000	5,000
101-11-148-30-120-000 Temporary/part-time employees	21,229	-	20,000	-
101-11-148-30-132-000 Other salary payments	-	-	1,694	5,896
101-11-148-30-210-000 Group insurance	118,645	124,978	132,873	164,590
101-11-148-30-220-000 Payroll tax deductions	6,875	6,790	6,235	7,173
101-11-148-30-230-000 PERS contributions	28,909	33,349	45,073	56,017
101-11-148-30-311-000 County Administrative Charges	3,180	3,306	8,000	8,000
101-11-148-30-334-000 Other professional/contract services	259,598	325,894	415,000	500,000
101-11-148-30-334-401 Cont Serv/Bagdouma Park	227,598	217,260	275,000	300,000
101-11-148-30-334-404 Cont Serv/Rancho Las Fl Park	113,598	87,514	132,000	140,000
101-11-148-30-334-410 Cont Serv/Etherea exhibit	-	832	-	-
101-11-148-30-430-000 Repair and maintenance services	32,083	96,050	100,000	100,000
101-11-148-30-442-000 Rental of equipment and vehicles	33,966	61,567	50,000	50,000
101-11-148-30-530-000 Communications	8,484	6,051	5,000	5,000
101-11-148-30-580-000 Meetings, conferences and travel	1,399	6,465	5,000	5,000
101-11-148-30-610-000 General supplies	90,612	102,075	55,000	65,000
101-11-148-30-610-401 Supplies/Bagdouma	67,582	66,120	45,000	60,000
101-11-148-30-610-402 Supplies/Dateland Park	10,388	12,845	16,000	16,000
101-11-148-30-610-403 Supplies/DeOro Park	2,983	1,056	8,000	15,000
101-11-148-30-610-404 Supplies/Rancho Las Fl Park	19,192	32,753	35,000	35,000
101-11-148-30-610-405 Supplies/Sierra Vista Park	655	920	3,500	3,500
101-11-148-30-610-406 Supplies/Shady Lane Park	5,534	932	3,500	3,500
101-11-148-30-610-407 Supplies/Tot Lot Ave 53	914	-	3,000	3,000
101-11-148-30-610-408 Supplies/Veterans Park	13,737	14,634	15,000	20,000
101-11-148-30-610-410 Supplies/Etherea exhibit	-	-	10,000	-



# Fund Overview

## General Fund (101)

### Public Works

#### Parks Division (Continued)

The Parks Division is responsible for improvement and maintenance of the eight City parks. The Division performs repair and maintenance services on structures, pools and landscape in the parks areas and public buildings.

#### Parks Division Detailed Expense Budget (Continued)

	FY 2021-22 Actual	FY 2022-23 Actual	FY 2023-24 Estimated Year End	FY 2024-25 Initial Budget
<b>Parks Maintenance Division - Continued</b>				
101-11-148-30-610-411	\$ -	\$ -	\$ 3,000	\$ 2,000
101-11-148-30-611-000	485	-	5,000	10,000
101-11-148-30-620-401	228,548	212,004	200,000	200,000
101-11-148-30-620-402	16,240	18,059	20,000	20,000
101-11-148-30-620-403	18,091	20,591	17,000	17,000
101-11-148-30-620-404	46,518	49,906	45,000	55,000
101-11-148-30-620-405	11,357	13,460	15,000	15,000
101-11-148-30-620-406	1,981	2,673	3,500	3,500
101-11-148-30-620-407	1,986	2,185	3,500	3,500
101-11-148-30-620-408	20,870	20,422	22,000	22,000
101-11-148-30-620-410	2,650	2,412	3,500	3,500
101-11-148-30-620-412	-	-	5,000	5,000
101-11-148-30-641-000	145	180	-	-
101-11-148-30-720-000	-	15,035	-	-
101-11-148-30-741-000	-	7,069	15,000	-
<b>TOTAL PUBLIC WORKS -PARKS DIVISION</b>	<b>\$ 1,892,289</b>	<b>\$ 2,032,834</b>	<b>\$ 2,199,182</b>	<b>\$ 2,437,824</b>



**Coachella Baseball  
1913**





# Fund Overview

## General Fund (101)

### Public Works

### Parks and Recreation Program Division

#### Parks and Recreation Program Division Detailed Expense Budget

	FY 2021-22 Actual	FY 2022-23 Actual	FY 2023-24 Estimated Year End	FY 2024-25 Initial Budget
<b>Park Recreation Programs</b>				
101-11-146-10-110-000 Regular employees	\$ 140,634	\$ 117,941	\$ -	\$ 65,465
101-11-146-10-114-000 Benefit and leave cash-in	6,668	2,762	4,826	4,633
101-11-146-10-117-000 Stand-by time/overtime	35,462	44,698	-	-
101-11-146-10-120-000 Temporary/part-time employees	31,712	33,051	35,431	-
101-11-146-10-210-000 Group insurance	47,659	47,423	15,131	25,827
101-11-146-10-220-000 Payroll tax deductions	5,207	2,442	70	930
101-11-146-10-230-000 PERS contributions	11,599	12,493	2,655	5,152
101-11-146-10-334-000 Other professional/contract services	31,770	33,246	50,000	50,000
101-11-146-10-530-000 Communications	2,780	2,762	5,000	2,500
101-11-146-10-580-000 Meetings, conferences and travel	145	2,351	9,000	6,000
101-11-146-10-610-000 General supplies	36,476	15,289	16,000	30,000
101-11-146-90-801-011 Summer Programs	20,800	-	30,000	35,000
<b>TOTAL PARKS AND RECREATION PROGRAM</b>	<b>\$ 370,912</b>	<b>\$ 314,459</b>	<b>\$ 168,113</b>	<b>\$ 225,507</b>



# Fund Overview

## General Fund (101)

### Police Services



Part of the Public Safety program for the City of Coachella includes the police services function and various law enforcement grants and programs. The police services function is carried out through a contract with the Riverside County Sheriff's Office.

The City of Coachella police department was disbanded in December 1998. At that time, a contract with the Riverside County Sheriff's Office was implemented and was designed to provide essentially the same level of service while sharing overhead costs with other contracted cities. The Sheriff's office contract is funded by the general fund. Many of the special programs such as the Coachella Valley Gang Task Force, The Coachella Valley Narcotics Task Force, the Safe Neighborhood Program and other focused crime prevention and traffic safety programs are funded partially or completely by grants.

The police services contract also includes administrative, clerical, accounting, and investigative support. This support includes sworn personnel for forensics, logistical support, an emergency services team and dispatch service.

Notable highlights of the Police Services Contract include:

- 17.44 Patrol Officers @ 90 hours per day
- 1 Sheriff's Sergeant
- 3 Community Action Team (sdc-b)
- 1 Coachella Valley Violent Gang Task Force Officer
- 1 Coachella Valley Narcotic Task Force Officer
- 3 Community Service Officer II
- 1 Community Service Officer II (3 year Grant)
- 2 Traffic/Motor Officers





# Fund Overview

## General Fund (101)

### Police Services

#### Police Services Detailed Expense Budget

	FY 2021-22 Actual	FY 2022-23 Actual	FY 2023-24 Estimated Year End	FY 2024-25 Initial Budget
<b>Police Services</b>				
101-11-150-10-331-000 DOJ - Tobacco Grant Program	\$ 46,160	\$ 136,960	\$ -	\$ -
101-11-150-10-350-500 Patrol deputies	6,703,218	6,708,642	7,284,005	7,341,318
101-11-150-10-350-502 Traffic/Motor Officers	-	-	-	399,330
101-11-150-10-350-503 Investigator overtime	157,220	340,610	219,513	-
101-11-150-10-350-504 Deputy overtime	178,961	235,518	184,844	601,047
101-11-150-10-350-505 Special event overtime	-	-	55,868	-
101-11-150-10-350-506 Facility charge	192,501	187,342	209,512	189,856
101-11-150-10-350-507 Patrol mileage	211,170	224,428	245,000	293,334
101-11-150-10-350-508 Professional services	67,621	51,075	-	-
101-11-150-10-350-509 Records management system	44,529	48,509	60,513	-
101-11-150-10-350-510 Plain Mileage	25,105	22,391	35,000	11,388
101-11-150-10-350-511 Gang task force officer - CVVCGTG	239,517	263,008	235,003	231,162
101-11-150-10-350-512 Community services officer	265,021	274,503	409,891	432,529
101-11-150-10-350-513 Cal ID	48,960	47,825	45,000	-
101-11-150-10-350-515 Community Action Team	1,083,907	1,187,781	1,178,437	1,197,990
101-11-150-10-350-516 Narcotic Task Force Officer - CVNTF	252,753	280,262	235,003	231,162
101-11-150-10-350-517 Special enforcement overtime	-	-	55,868	-
101-11-150-10-350-520 Traffic Enforcement	-	-	40,000	-
101-11-150-10-350-521 Crossing guards	54,944	71,003	-	-
101-11-150-10-350-599 Dedicated sergeant	301,246	317,403	309,983	318,963
101-11-150-10-530-000 Communications	6,768	3,607	10,000	10,000
101-11-150-10-610-000 General supplies	13	4,987	10,000	10,000
101-11-150-10-801-000 Miscellaneous	208	3,675	-	-
<b>TOTAL POLICE SERVICES</b>	<b>\$ 9,879,823</b>	<b>\$ 10,409,530</b>	<b>\$ 10,823,440</b>	<b>\$ 11,268,079</b>





# Fund Overview

## General Fund (101)

### Neighborhood Services

#### Code Enforcement Division



Under the Community Development Services Department, Code Enforcement monitors and enforces compliance issues for the City of Coachella regarding municipal codes and ordinances including zoning, land use, housing codes, property maintenance, illegal dumping, litter, sanitation, inoperative or abandoned vehicle abatement, parking regulations and public nuisance provisions. This is accomplished through field inspections, patrolling assigned areas and public complaints. Staff investigates and attempts to correct violations through public education, verbal warnings, notices of violations, civil citations, administrative abatement, and other legal remedies. Staff maintains their own case files, prepares all written reports and related correspondence including the necessary follow-up communication. There are currently three full time code enforcement officers and one code enforcement technician.





# Fund Overview General Fund (101)

## Neighborhood Services

### Code Enforcement Detailed Expense Budget

	FY 2021-22 Actual	FY 2022-23 Actual	FY 2023-24 Estimated Year End	FY 2024-25 Initial Budget
<b>Development Services - Code Enforcement Division</b>				
<b>Code</b>				
101-11-155-40-110-000 Regular employees	\$ 191,424	\$ 235,388	\$ 399,763	\$ 601,137
101-11-155-40-114-000 Benefit and leave cash-in	9,601	13,957	31,256	46,043
101-11-155-40-117-000 Stand-by time/overtime	9,461	8,472	-	-
101-11-155-40-120-000 Temporary/part-time employees	-	2,443	31,500	31,500
101-11-155-40-132-000 Other salary payments	-	-	12,102	4,034
101-11-155-40-210-000 Group insurance	48,178	56,329	111,607	171,572
101-11-155-40-220-000 Payroll tax deductions	3,058	3,744	6,054	8,655
101-11-155-40-230-000 PERS contributions	20,042	22,759	42,415	67,082
101-11-155-40-333-000 Other Legal Services	22,290	29,088	-	-
101-11-155-40-334-000 Other professional/contract services	34,892	11,113	33,500	47,000
101-11-155-40-311-000 County Administrative Charges	-	328	-	-
101-11-155-40-430-000 Repair and maintenance services	-	1,195	-	-
101-11-155-40-530-000 Communications	2,739	2,959	7,000	7,000
101-11-155-40-540-000 Advertising	3,704	-	6,000	3,500
101-11-155-40-580-000 Meetings, conferences and travel	6,980	10,873	24,900	22,850
101-11-155-40-610-000 General supplies	19,672	12,016	27,300	25,000
101-11-155-40-611-000 Minor Equipment and Furniture	3,182	2,750	6,700	5,000
101-11-155-40-612-000 Computer Software	2,963	-	17,000	17,000
101-11-155-40-620-000 Energy Charges	-	831	-	-
101-11-155-40-640-000 Books and periodicals	54	-	1,000	1,000
101-11-155-40-641-000 Dues and subscriptions	770	463	2,500	1,800
101-11-155-40-801-000 Miscellaneous	-	140	-	-
<b>TOTAL CODE ENFORCEMENT</b>	<b>\$ 379,010</b>	<b>\$ 414,849</b>	<b>\$ 760,598</b>	<b>\$ 1,060,173</b>

## Goals and Objectives

The Code Enforcement Division established the following goals and objectives for the new fiscal year:

- Begin garage conversion ordinance abatement/enforcement through public, flyers included with utility bills and community meetings.
- Continue to strive for the best customer service we can provide.



# Fund Overview

## General Fund (101)

### Public Works

#### Graffiti Abatement Program



The graffiti abatement program is responsible for the removal of blight primarily caused by vandalism or more commonly known as “tagging”. The Division performs maintenance services on structures and walls in parks areas, public buildings and landscaping districts.

#### Graffiti Abatement Program Detailed Expense Budget

	FY 2021-22 Actual	FY 2022-23 Actual	FY 2023-24 Estimated Year End	FY 2024-25 Initial Budget
<b>Development Services - Code Enforcement Division</b>				
<b>Graffiti</b>				
101-11-154-40-110-000 Regular employees	\$ 25,220	\$ 42,942	\$ 60,709	\$ 66,993
101-11-154-40-114-000 Benefit and leave cash-in	315	5,272	4,430	13,678
101-11-154-40-117-000 Stand-by time/overtime	794	220	-	-
101-11-154-40-120-000 Temporary/part-time employees	12,402	6,462	-	-
101-11-154-40-132-000 Other salary payments	-	-	348	1,300
101-11-154-40-210-000 Group insurance	5,816	7,370	23,056	8,657
101-11-154-40-220-000 Payroll tax deductions	382	703	895	1,144
101-11-154-40-230-000 PERS contributions	1,907	3,208	4,550	5,272
101-11-154-40-311-000 County Administrative Charges	440	-	-	-
101-11-154-40-334-000 Other Professional/Contract services	170	-	-	5,000
101-11-154-40-430-000 Repair and Maintenance Services	219	449	10,500	7,000
101-11-154-40-530-000 Communications	722	775	2,500	1,500
101-11-154-40-540-000 Advertising	-	-	3,000	2,500
101-11-154-40-580-000 Meetings, conferences and travel	-	78	5,500	2,500
101-11-154-40-610-000 General supplies	12,246	13,902	97,500	50,000
101-11-154-40-611-000 Minor equipment and furniture	-	-	-	8,000
101-11-154-40-620-000 Energy charges	2,315	4,265	2,500	-
101-11-154-40-720-000 Building and Building Improvements	-	-	-	10,000
101-11-154-40-741-000 Machinery and Equipment	1,374	-	-	-
<b>TOTAL GRAFFITI</b>	<b>\$ 64,322</b>	<b>\$ 85,648</b>	<b>\$ 215,488</b>	<b>\$ 183,544</b>

### Goals and Objectives

The Graffiti Abatement Division established the following goals and objectives for the new fiscal year:

- Complete a cost recovery plan for subjects arrested.
- Purchase hot power washer needed in current truck.
- Add staff to graffiti division.



# Fund Overview

## General Fund (101)

### Neighborhood Services

#### Abandoned Vehicle Abatement (AVA)



The Abandon Vehicle Abatement Program is responsible for the removal of wrecked, dismantled and inoperative vehicles on both public and private property.

#### AVA Program Detailed Expense Budget

	FY 2021-22 Actual	FY 2022-23 Actual	FY 2023-24 Estimated Year End	FY 2024-25 Initial Budget
<b>Development Services - Code Enforcement Division, continued</b>				
<b>AVA</b>				
101-11-155-41-110-000 Regular employees	\$ 105,845	\$ 174,881	\$ 117,923	\$ 141,083
101-11-155-41-114-000 Benefit and leave cash-in	6,493	9,699	8,924	13,835
101-11-155-41-117-000 Stand-by time/overtime	4,183	5,970	-	-
101-11-155-41-120-000 Temporary/part-time employees	-	-	-	-
101-11-155-41-132-000 Other salary payments	-	-	3,414	143
101-11-155-41-210-000 Group insurance	24,668	41,393	25,112	31,884
101-11-155-41-220-000 Payroll tax deductions	1,693	2,768	1,778	2,042
101-11-155-41-230-000 PERS contributions	11,934	16,791	16,838	21,779
101-11-155-41-334-000 Other professional services	-	-	5,500	10,500
101-11-155-41-530-000 Communications	1,244	1,223	3,500	3,000
101-11-155-41-540-000 Advertising	-	25,758	28,500	23,000
101-11-155-41-580-000 Meetings, conferences and travel	-	-	2,000	2,000
101-11-155-41-610-000 General supplies	1,796	1,831	10,500	13,000
101-11-155-41-611-000 Minor Equipment and Furniture	1,914	2,251	-	-
101-11-155-41-640-000 Books & Periodicals	-	-	-	1,500
101-11-155-41-641-000 Dues and subscriptions	-	400	-	500
101-11-155-41-741-000 Machinery & Equipment	-	40,769	-	-
<b>TOTAL AVA</b>	<b>\$ 159,769</b>	<b>\$ 323,735</b>	<b>\$ 223,991</b>	<b>\$ 264,265</b>
<b>TOTAL CODE ENFORCEMENT DIVISION</b>	<b>\$ 603,101</b>	<b>\$ 824,232</b>	<b>\$ 1,200,077</b>	<b>\$ 1,507,982</b>

### Goals and Objectives

The AVA Division established the following goals and objectives for the new fiscal year:

- Continue to clean up the City of Coachella by abating blighted vehicles.





# Fund Overview General Fund (101)

## Neighborhood Services

### Animal Control



Animal control services are contracted with the County of Riverside. This contract is administered under the Neighborhood Services Department.



### Animal Control Detailed Expense Budget

	FY 2021-22 Actual	FY 2022-23 Actual	FY 2023-24 Estimated Year End	FY 2024-25 Initial Budget
Public Safety - Animal Control				
101-11-155-10-334-001 Other prof/contract services-Animal Cont	\$ 345,793	\$ 474,040	\$ 490,000	\$ 514,500
<b>TOTAL EMERGENCY SERVICES PROGRAM</b>	<b>\$ 345,793</b>	<b>\$ 474,040</b>	<b>\$ 490,000</b>	<b>\$ 514,500</b>





# Fund Overview

## General Fund (101)

### City Administration

#### Emergency Services



The Emergency Services program is responsible for securing the resources necessary to carry out emergency procedures and response to local emergencies and major natural disasters. The program provides emergency preparedness training for City staff and equipment for coordination and communication. The City of Coachella contracted the Riverside County to carry out this program.

#### Emergency Services Detailed Expense Budget

	FY 2021-22 Actual	FY 2022-23 Actual	FY 2023-24 Estimated Year End	FY 2024-25 Initial Budget
<b>Public Safety - Emergency Services</b>				
101-11-156-10-110-000 Regular employees	\$ 68,572	\$ 13,735	\$ -	\$ -
101-11-156-10-114-000 Benefit and leave cash-in	14,928	2,508	-	-
101-11-156-10-210-000 Group insurance	12,405	3,604	-	-
101-11-156-10-220-000 Payroll tax deductions	380	237	-	-
101-11-156-10-230-000 PERS contributions	6,007	1,827	-	-
101-11-156-10-334-000 Other professional/contract services	20,000	40,000	80,000	80,000
101-11-156-10-530-000 Communications	446	-	-	-
101-11-156-10-610-000 General supplies	2,676	-	-	-
101-11-156-10-801-000 Miscellaneous	-	(76,500)	-	-
<b>TOTAL EMERGENCY SERVICES PROGRAM</b>	<b>\$ 125,415</b>	<b>\$ (14,589)</b>	<b>\$ 80,000</b>	<b>\$ 80,000</b>

For fiscal year 2024-25, this contract will be upgraded to full time. The additional funding will be from a grant. The additional expense will be coded in the Grants Fund (152)





# Fund Overview

## General Fund (101)

### General Government

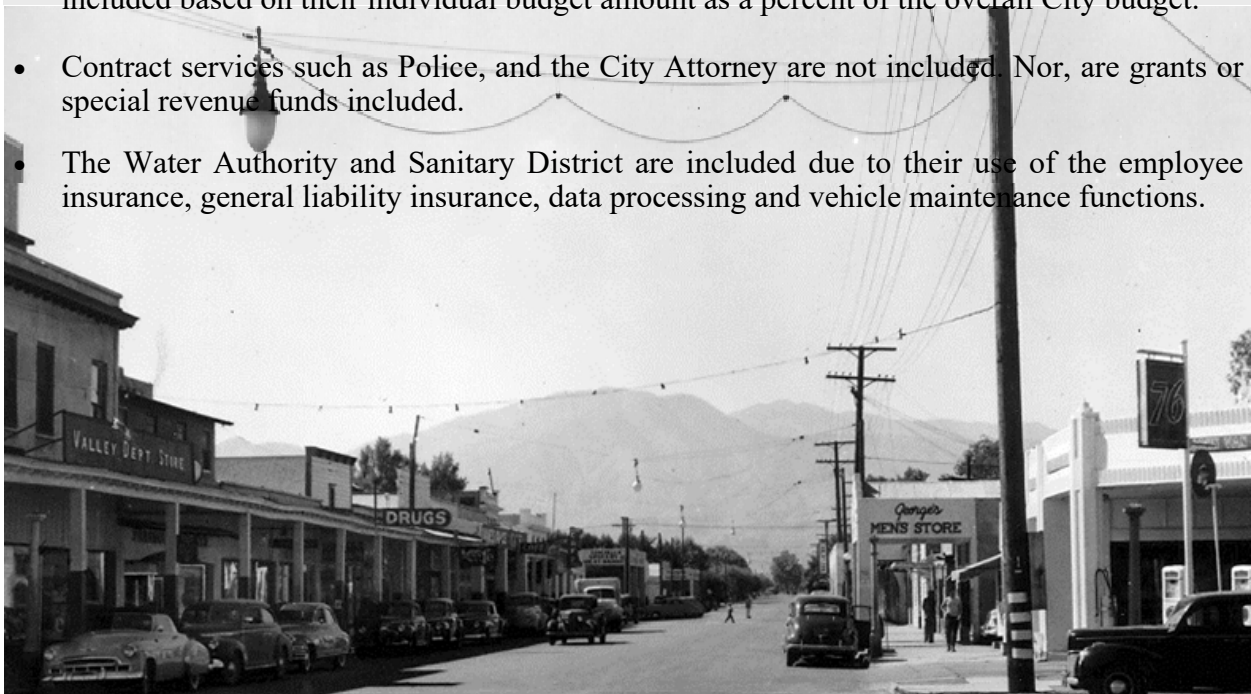


The function of the General Government division is to support the other City units by managing the goods and services they use in common. Support is provided in areas such as building maintenance, utility services payments, general insurance risk management and payment, office and operating supplies, equipment maintenance, data processing services, vehicle maintenance and others as they are used by City departments and agencies.

The single largest expenditure for this department is the transfer of \$3,614,239 to the Coachella Fire Protection District for fire protection services under contract with the California Department of Forestry through the Riverside County Fire Department. This section also includes insurance premiums that are common to all City divisions and agencies.

The schedule for the allocation of general government support is shown on the following pages. It represents the total amount that will be allocated. The allocation method is as follows:

- All departments and funds that are supported by general government in some way are included based on their individual budget amount as a percent of the overall City budget.
- Contract services such as Police, and the City Attorney are not included. Nor, are grants or special revenue funds included.
- The Water Authority and Sanitary District are included due to their use of the employee insurance, general liability insurance, data processing and vehicle maintenance functions.





# Fund Overview

## General Fund (101)

### General Government

#### General Government Detailed Expense Budget

	FY 2021-22 Actual	FY 2022-23 Actual	FY 2023-24 Estimated Year End	FY 2024-25 Initial Budget
<b>General Government</b>				
<b>Special Events</b>				
101-11-160-10-545-000	\$ 15,000	\$ 2,000	\$ 10,000	\$ 5,000
101-11-160-10-801-001	5,000	13,500	15,000	16,000
101-11-160-10-801-002	30,000	30,000	30,000	30,000
101-11-160-10-801-003	120,381	138,968	140,000	-
101-11-160-10-801-004	45,525	91,175	68,000	75,000
101-11-160-10-801-005	27,279	69,656	80,000	80,000
101-11-160-10-801-006	-	120,793	145,000	145,000
101-11-160-10-801-007	-	6,750	-	-
101-11-160-10-801-008	6,109	6,628	7,000	13,000
101-11-160-10-801-009	11,713	14,079	15,000	15,000
101-11-160-10-801-011	-	1,000	-	-
101-11-160-10-801-012	51,281	61,721	65,000	60,000
101-11-160-10-801-013	54,283	88,257	75,000	70,000
101-11-160-10-801-014	-	50,474	25,000	25,000
101-11-160-10-801-017	74,564	56,851	50,000	25,000
101-11-160-10-801-020	-	-	-	10,000
101-11-160-10-801-021	-	-	-	10,000
101-11-160-90-801-012	27,395	35,263	35,000	35,000
101-11-160-90-801-013	49,371	44,935	65,000	65,000
101-11-160-90-801-014	15,000	21,211	-	-
<b>Total Special Events</b>	<b>\$ 554,787</b>	<b>\$ 867,425</b>	<b>\$ 825,000</b>	<b>\$ 679,000</b>
<b>General Government</b>				
<b>Insurance</b>				
101-11-160-90-521-000	\$ (52,692)	\$ (51,025)	\$ -	\$ -
101-11-160-90-521-001	709,162	809,423	908,700	1,334,130
101-11-160-90-521-006	-	-	-	226,000
101-11-160-90-521-007	6,692	6,547	8,000	8,000
101-11-160-90-522-000	114,468	120,497	120,000	120,000
<b>Total Insurance</b>	<b>\$ 777,629</b>	<b>\$ 885,443</b>	<b>\$ 1,036,700</b>	<b>\$ 1,688,130</b>



# Fund Overview

## General Fund (101)

### General Government (Continued)

#### General Government Detailed Expense Budget (Continued)

	FY 2021-22 Actual	FY 2022-23 Actual	FY 2023-24 Estimated Year End	FY 2024-25 Initial Budget
<b>General Government</b>				
<b>Other</b>			-	
101-11-160-10-311-000 County administrative charges	\$ 7,757	\$ 7,372	\$ 9,500	\$ 7,500
101-11-160-10-324-000 Office Equipment Leases	21,704	35,055	58,000	44,108
101-11-160-10-334-000 Other professional/contract services	277,578	419,866	250,000	250,000
101-11-160-10-521-000 PERS Liability (Public Safety)	-	32,261	35,000	35,000
101-11-160-10-523-000 CalPERS-Retiree Pension Replacement Benefit	11,085	7,653	20,000	20,000
101-11-160-10-530-000 Communications	5,617	-	-	-
101-11-160-10-540-000 Advertising	6,890	10,030	5,000	5,000
101-11-160-10-610-000 General supplies	33,119	55,111	20,000	20,000
101-11-160-10-641-000 Dues and subscriptions	66,730	63,725	155,000	-
101-11-160-10-741-000 Machinery and equipment	-	1,675	-	-
101-11-160-90-334-000 Health Plan Admin Fees	21,277	25,972	6,000	6,000
101-11-160-90-801-000 Miscellaneous - contingency	-	980	-	-
101-11-160-90-802-000 Bad Debt Expense	21,565	1,700	-	-
101-11-160-90-851-000 Principal Payments - Leases	-	12,588	-	13,000
101-11-160-90-852-000 Interest Payments - Leases	-	1,376	-	1,500
<b>Total Other</b>	<b>\$ 473,321</b>	<b>\$ 675,364</b>	<b>\$ 558,500</b>	<b>\$ 402,108</b>
<b>General Government</b>				
<b>Transfers Out</b>				
101-11-199-10-910-182 Transfer Out - CIP Fund (182)	\$ 18,581	\$ 12,094	\$ 548,595	\$ 75,000
101-11-199-10-910-195 Transfer Out - Debt Service POB	1,384,345	1,021,261	1,018,856	1,026,539
101-11-199-11-910-195 Transfer Out - Debt Service Lease Rev. Bonds	-	-	594,663	-
101-11-199-10-910-240 Transfer Out - Fire District	1,709,174	1,751,018	2,540,049	3,242,928
101-11-199-23-910-195 Transfers-out - Energy Improvement	-	-	150,629	540,564
<b>Total Transfers</b>	<b>\$ 3,112,101</b>	<b>\$ 2,784,373</b>	<b>\$ 4,852,792</b>	<b>\$ 4,885,031</b>
<b>TOTAL GENERAL GOVERNMENT</b>	<b>\$ 4,917,838</b>	<b>\$ 5,212,604</b>	<b>\$ 7,272,992</b>	<b>\$ 7,654,269</b>



# Fund Overview

## General Fund (101)

### Information Technology Division



The Department of Information Technology (IT) continues to maintain the pace of rapid change in the world of technology. The Department is responsible for development, implementation, and maintenance of information systems and technology for other City Departments.

The IT Department through collaboration and participation with other departments, provides the highest quality, cost-effective, technical support and services that are critical in meeting the needs of the public.

### Information Technology Division Detailed Expenditure Budget

	FY 2021-22 Actual	FY 2022-23 Actual	FY 2023-24 Estimated Year End	FY 2024-25 Initial Budget
<b>Information Technology</b>				
101-11-161-90-110-000 Regular employees	\$ 189,002	\$ 194,509	\$ 213,764	\$ 243,603
101-11-161-90-114-000 Benefit and leave cash-in	19,561	13,958	20,187	23,423
101-11-161-90-117-000 Stand-by time/overtime	1,193	3,833	-	-
101-11-161-90-132-000 Other salary payments	-	-	696	1,300
101-11-161-90-210-000 Group insurance	25,288	41,483	62,272	68,740
101-11-161-90-220-000 Payroll tax deductions	3,048	3,082	3,209	3,730
101-11-161-90-230-000 PERS contributions	12,556	11,925	34,299	42,216
101-11-161-90-334-000 Professional/contract services	74,642	32,340	77,500	90,000
101-11-161-90-430-000 Repair and maintenance services	3,523	7,135	17,500	12,500
101-11-161-90-530-000 Communications	122,678	138,831	171,820	89,290
101-11-161-90-610-000 General supplies	19,497	14,154	5,000	5,000
101-11-161-90-611-000 Minor equipment and furniture	23,039	85,998	50,000	75,000
101-11-161-90-612-000 Computer software	185,280	220,112	178,218	384,648
101-11-161-90-641-000 Dues and subscriptions	1,927	980	-	600
101-11-161-90-741-000 Machinery and equipment	64,588	163,788	12,000	-
<b>TOTAL INFORMATION TECHNOLOGY</b>	<b>\$ 745,824</b>	<b>\$ 932,130</b>	<b>\$ 846,465</b>	<b>\$ 1,040,051</b>





# Fund Overview

## General Fund (101)

### Fleet Maintenance Division



The Fleet Maintenance Division maintain and repairs the City’s vehicle fleet and equipment assets. Services include heavy equipment such as street sweepers and skip loaders, personnel vehicles such as pick up trucks and autos, commercial passenger vehicles and small equipment such as mowers, blowers, and hedges.

The department is also responsible to manage the inventory replacement parts to service city equipment.

### Fleet Maintenance Division Detailed Expenditure Budget

	FY 2021-22 Actual	FY 2022-23 Actual	FY 2023-24 Estimated Year End	FY 2024-25 Initial Budget
<b>Fleet Maintenance Division</b>				
101-11-164-90-110-000 Regular employees	\$ 166,800	\$ 179,077	\$ 193,846	\$ 200,360
101-11-164-90-114-000 Benefit and leave cash-in	4,379	3,704	14,146	15,596
101-11-164-90-117-000 Stand-by time/overtime	6,736	8,689	7,000	-
101-11-164-90-132-000 Other salary payments	-	-	696	2,600
101-11-164-90-210-000 Group insurance	38,702	49,872	52,822	56,390
101-11-164-90-220-000 Payroll tax deductions	2,590	2,786	2,952	3,031
101-11-164-90-230-000 PERS contributions	12,653	13,304	14,527	15,768
101-11-164-90-334-000 Other professional/contract services	8,930	9,566	-	-
101-11-164-90-334-005 Other Prof/Contact serv- Sr Center	433	340	3,000	2,000
101-11-164-90-334-006 Other Prof/Contact serv-Engineering	433	453	3,000	2,000
101-11-164-90-334-009 Other Prof/Contact serv- Bldg Maint	433	340	3,000	2,000
101-11-164-90-334-010 Other Prof/Contact serv- Code Enf	975	680	3,000	2,000
101-11-164-90-334-011 Other Prof/Contact serv- Develop Serv	178	227	3,000	2,000
101-11-164-90-334-012 Other Prof/Contact serv- Fleet	275	340	1,600	1,000
101-11-164-90-334-013 Other Prof/Contact serv- Gen Gov't	1,051	340	1,600	1,000
101-11-164-90-334-014 Other Prof/Contact serv- LLMD	178	113	1,600	1,000
101-11-164-90-334-015 Other Prof/Contact serv- Parks	7,147	1,376	1,600	1,000
101-11-164-90-334-016 Other Prof/Contact serv- Streets	6,680	1,149	1,600	1,000
101-11-164-90-430-000 Repair and maintenance services	1,738	774	2,500	2,500
101-11-164-90-430-005 Repair & maint/ Sr Center	1,207	3,730	5,000	5,000
101-11-164-90-430-006 Repair & maint/Engineering	1,949	655	500	500
101-11-164-90-430-009 Repair & maint/Bldg Maint	1,206	794	500	500
101-11-164-90-430-010 Repair & maint/Code Enf	2,021	1,716	500	500
101-11-164-90-430-011 Repair & maint/Develop Serv	2,106	239	500	500
101-11-164-90-430-012 Repair & maint/Fleet	332	872	500	500
101-11-164-90-430-013 Repair & maint/Gen Gov't	1,136	1,175	500	500
101-11-164-90-430-014 Repair & maint/LLMD	287	212	500	500



# Fund Overview

## General Fund (101)

### Fleet Maintenance Division (Continued)



### Fleet Maintenance Division Detailed Expenditure Budget (Continued)

		FY 2021-22	FY 2022-23	FY 2023-24	FY 2024-25
		Actual	Actual	Estimated Year End	Initial Budget
<b>Fleet Maintenance Division - Continued</b>					
101-11-164-90-430-015	Repair & maint/Parks	\$ 5,469	\$ 10,690	\$ 10,000	\$ 5,000
101-11-164-90-430-016	Repair & maint/Streets	12,239	15,443	10,000	5,000
101-11-164-90-442-000	Rental of equipment and vehicles	98,202	143,466	294,000	320,000
101-11-164-90-530-000	Communications	3,355	1,302	2,000	1,000
101-11-164-90-580-000	Meetings, conferences and travel	-	-	-	-
101-11-164-90-610-000	General supplies	9,385	6,510	6,500	6,500
101-11-164-90-610-005	General supplies/Senior Center	3,692	2,039	2,000	2,000
101-11-164-90-610-006	General supplies/Engineering	1,522	632	500	500
101-11-164-90-610-009	General supplies/Bldg Maint	507	96	500	500
101-11-164-90-610-010	General supplies/Code Enf	1,165	819	500	500
101-11-164-90-610-011	General supplies/Develop Services	-	47	500	500
101-11-164-90-610-012	General supplies/Fleet	1,850	4,543	3,000	19,000
101-11-164-90-610-013	General supplies/Gen Gov't	575	380	1,000	500
101-11-164-90-610-014	General supplies/LLMD	134	552	500	500
101-11-164-90-610-015	General supplies/Parks	9,719	6,453	8,000	2,000
101-11-164-90-610-016	General supplies/Streets	2,978	5,283	8,000	2,000
101-11-164-90-611-000	Minor equipment and furniture	1,419	-	-	-
101-11-164-90-620-000	Energy charges - fuel costs	362	-	-	-
101-11-164-90-620-005	Fuel/Senior Center	4,930	7,335	8,000	9,000
101-11-164-90-620-006	Fuel/Engineering	6,795	7,918	7,500	7,500
101-11-164-90-620-009	Fuel/Bldg Maint	6,692	6,963	7,500	7,500
101-11-164-90-620-010	Fuel/Code Enf	14,863	12,584	15,000	20,000
101-11-164-90-620-011	Fuel/Develop Services	5,817	6,879	7,500	4,000
101-11-164-90-620-012	Fuel/Fleet	7,071	8,445	10,000	7,000
101-11-164-90-620-013	Fuel/Gen Gov't	1,660	2,850	2,000	4,000
101-11-164-90-620-014	Fuel/LLMD	4,580	5,878	6,500	6,500
101-11-164-90-620-015	Fuel/Parks	30,650	27,352	25,000	28,000
101-11-164-90-620-016	Fuel/Streets	29,326	36,116	30,000	35,000
101-11-164-90-741-000	Machinery and equipment	-	7,938	-	-
101-11-164-90-742-000	Vehicles	27,906	31,598	-	-
<b>TOTAL FLEET MAINTENANCE DIVISION</b>		<b>\$ 563,418</b>	<b>\$ 642,633</b>	<b>\$ 785,989</b>	<b>\$ 813,745</b>





# Fund Overview

## General Fund (101)

---

### Fleet Maintenance Division (Continued)



#### Goals and Objectives

The Fleet maintenance Division established the following goals and objectives for the new fiscal year:

- Maintain annual per mile costs for entire fleet to reflect maintenance costs.
- Coordinate with all departments to update and maintain the vehicle and equipment replacement and surplus process.
- Continue to work on grant options to fund a CNG Fueling Station at the Coachella Corporate Yard.



# Fund Overview

## General Fund (101)

### Building Maintenance Division



The building maintenance division is responsible for all in-house repair, renovation, and maintenance of city owned buildings and other approved facilities. In order to accomplish its responsibilities in maintaining city owned structures, this department may employ specialized electricians, heating and air conditioning technicians, carpenters, maintenance mechanics, laborers, locksmiths, and other service personnel on an as needed basis.

### Building Maintenance Division Detailed Expenditure Budget

		FY 2021-22	FY 2022-23	FY 2023-24	FY 2024-25
		Actual	Actual	Estimated Year End	Initial Budget
<b>Building Maintenance Division</b>					
101-11-165-90-110-000	Regular employees	\$ 183,799	\$ 189,917	\$ 207,428	\$ 262,382
101-11-165-90-114-000	Benefit and leave cash-in	15,450	7,490	29,143	18,039
101-11-165-90-117-000	Stand-by time/overtime	59,041	51,435	35,000	-
101-11-165-90-120-000	Temporary /part-time employees	23,440	26,475	20,000	-
101-11-165-90-132-000	Other salary payments	-	-	2,646	4,596
101-11-165-90-210-000	Group insurance	31,807	43,200	51,483	74,930
101-11-165-90-220-000	Payroll tax deductions	3,752	3,615	3,788	3,886
101-11-165-90-230-000	PERS contributions	19,720	20,137	29,180	34,856
101-11-165-90-334-000	Other professional/contract services	119,538	136,933	50,000	50,000
101-11-165-90-334-001	Contract Services/City Hall	16,135	15,099	20,000	25,000
101-11-165-90-334-002	Contract Services/Comm Center	7,117	1,980	65,000	10,000
101-11-165-90-334-004	Contract Services/Corp Yard	16,880	27,431	25,000	25,000
101-11-165-90-334-005	Contract Services/Senior Center	6,611	15,144	75,000	75,000
101-11-165-90-334-006	Contract Services/Engineering	-	-	-	-
101-11-165-90-334-007	Contract Services/Fire Station	6,950	-	20,000	20,000
101-11-165-90-334-008	Contract Services/Other City Prop	3,251	17,491	45,000	20,000
101-11-165-90-334-010	Contract Services/Permit Center	47,920	53,848	45,000	25,000
101-11-165-90-334-011	Contract Services/Library	17,660	4,860	60,000	70,000
101-11-165-90-430-000	Repair and maintenance services	296	239	-	-
101-11-165-90-430-001	Repair & Maint/City Hall	41,250	50,755	50,000	20,000
101-11-165-90-430-002	Repair & Maint/Comm Center	22,682	76,536	10,000	10,000
101-11-165-90-430-003	Repair & Maint/Finance	-	-	-	-
101-11-165-90-430-004	Repair & Maint/Corp Yard	64,950	40,345	89,000	70,000
101-11-165-90-430-005	Repair & Maint/Senior Center	14,082	27,916	19,000	25,000
101-11-165-90-430-006	Repair & Maint/Engineering	-	-	-	-
101-11-165-90-430-007	Repair & Maint/Fire Station	5,262	1,788	6,500	7,000
101-11-165-90-430-008	Repair & Maint/Other City Prop	3,124	29,374	30,000	10,000



# Fund Overview

## General Fund (101)

### Building Maintenance Division (Continued)

#### Building Maintenance Division Detailed Expenditure Budget (Continued)

	FY 2021-22 Actual	FY 2022-23 Actual	FY 2023-24 Estimated Year End	FY 2024-25 Initial Budget
<b>Building Maintenance Division - Continued</b>				
101-11-165-90-430-009 Repair & Maint/Boxing Club	\$ -	\$ -	\$ 12,000	\$ 12,000
101-11-165-90-430-010 Repairs & Maint/Civic Center	35,329	34,829	25,000	20,000
101-11-165-90-430-011 Repairs & Maint/Coachella Library	10,240	7,224	20,000	5,000
101-11-165-90-442-000 Rental of equipment and vehicles	1,257	900	5,000	5,000
101-11-165-90-530-000 Communications	4,575	2,555	5,200	5,200
101-11-165-90-610-000 General supplies	24,250	21,990	-	-
101-11-165-90-610-001 Supplies/City Hall	5,516	12,870	5,000	5,000
101-11-165-90-610-002 Supplies/Comm Center	3,879	7,594	5,000	5,000
101-11-165-90-610-004 Supplies/Corp Yard	9,450	6,865	20,000	20,000
101-11-165-90-610-005 Supplies/Senior Center	9,366	8,474	11,000	6,000
101-11-165-90-610-007 Supplies/Fire Station	855	54	-	-
101-11-165-90-610-008 Supplies/Other City Prop	762	303	-	-
101-11-165-90-610-010 Supplies/Civic Center	10,442	3,537	20,000	10,000
101-11-165-90-610-011 Supplies/Library	18,199	14,198	20,000	6,000
101-11-165-90-611-000 Minor equipment and furniture	2,453	-	5,000	10,000
101-11-165-90-620-001 Utilities/City Hall	30,830	25,962	30,000	33,000
101-11-165-90-620-002 Utilities/Comm Center	11,160	8,060	10,000	12,000
101-11-165-90-620-004 Utilities/Corp Yard	32,201	30,452	40,000	45,000
101-11-165-90-620-005 Utilities/Senior Center	18,791	14,157	20,000	23,000
101-11-165-90-620-007 Utilities/Fire Station	18,280	7,838	20,000	20,000
101-11-165-90-620-008 Utilities/Other City Prop	24,032	28,088	20,000	25,000
101-11-165-90-620-010 Utilities/Civic Center	28,518	28,559	30,000	35,000
101-11-165-90-620-011 Utilities/Library	38,575	31,570	25,000	35,000
101-11-165-10-743-000 Furniture and fixtures	-	56,437	-	-
<b>TOTAL BUILDING MAINT. DIVISION</b>	<b>\$ 1,069,676</b>	<b>\$ 1,194,523</b>	<b>\$ 1,336,367</b>	<b>\$ 1,197,890</b>
<b>TOTAL GENERAL FUND EXPENDITURES</b>	<b>\$ 26,834,967</b>	<b>\$ 29,894,382</b>	<b>\$ 33,690,090</b>	<b>\$ 37,348,410</b>

### Goals and Objectives

The Building Maintenance Division established the following goals and objectives for the new fiscal year:

- Maintain annual per mile costs for entire fleet to reflect maintenance costs.
- Coordinate with all departments to update and maintain the vehicle and equipment replacement and surplus process.
- Continue to work on grant options to fund a CNG Fueling Station at the Coachella Corporate Yard.



# Fund Overview

## Special Revenue Funds

The special revenue funds are used to account for the proceeds of revenue sources that are legally or otherwise restricted to expenditures for specified purposes.

The City of Coachella utilizes special revenue funds for the following purposes:

- To account for funds the City receives from other agencies via public law or other enactment
- To account for grant funds received from other entities such as federal, state and county grant programs
- To account for revenue received through special assessments such as the landscape and lighting districts
- To account for revenue either transferred or provided to special districts such as the Coachella Fire Protection District

This section includes those special revenue funds received from other agencies via public law or other enactment, and those special revenue funds included in the landscape and lighting districts. Grant funds, transfers and other special districts are included in separate sections of this document.







# Fund Overview

## Special Revenue Funds (108)

### Road Maintenance-Dillon Road



#### Detailed Revenue Budget

	FY 2021-22 Actual	FY 2022-23 Actual	FY 2023-24 Estimated Year End	FY 2024-25 Initial Budget
<b>Road Maintenance-Dillon Road</b>				
108-12-311-30-332-000 Road Maintenance - Dillon Rd.	\$ 44,805	\$ 33,100	\$ 50,000	\$ 50,000
<b>Total Road Repair &amp; Maintenance - Dillon Road</b>	<b>\$ 45,073</b>	<b>\$ 34,809</b>	<b>\$ 50,000</b>	<b>\$ 50,000</b>

#### Detailed Expenditure Budget

	FY 2021-22 Actual	FY 2022-23 Actual	FY 2023-24 Estimated Year End	FY 2024-25 Initial Budget
<b>Road Maintenance - Dillon Road</b>				
108-12-307-10-737-000 ST-145 Dillon Road Rehab	-	-	-	1,816,597
<b>Total Road Maintenance - Dillon Road</b>	<b>\$ -</b>	<b>\$ -</b>	<b>\$ -</b>	<b>\$ 1,816,597</b>



# Fund Overview

## Special Revenue Funds (109)

### Road Maintenance & Rehabilitation (SB 1)



After years of advocating for a solution to the state's transportation crisis, the Legislature passed and the Governor signed SB 1 (Beall, 2017), also known as the [Road Repair and Accountability Act of 2017](#), increasing transportation funding and instituting much-needed reforms. SB 1 provides the first significant, stable, and on-going increase in state transportation funding in more than two decades.

#### Detailed Revenue Budget

	FY 2021-22 Actual	FY 2022-23 Actual	FY 2023-24 Estimated Year End	FY 2024-25 Initial Budget
<b>Road Maintenance &amp; Rehabilitation (SB 1)</b>				
109-12-311-30-332-000 SB1 Road, Maint & Rehab Account	\$ 937,396	\$ 930,940	\$ 1,042,000	\$ 1,099,700
<b>Total Road Maintenance &amp; Rehabilitation (SB 1)</b>	<b>\$ 937,396</b>	<b>\$ 930,940</b>	<b>\$ 1,042,000</b>	<b>\$ 1,099,700</b>

#### Detailed Expenditure Budget

	FY 2021-22 Actual	FY 2022-23 Actual	FY 2023-24 Estimated Year End	FY 2024-25 Initial Budget
<b>Road Maintenance &amp; Rehabilitation (SB 1)</b>				
109-12-291-10-910-182 Transfer out to Fund 182 (ST-134)	\$ 234,521	\$ -	\$ -	\$ -
109-12-293-10-910-182 Transfer out to Fund 182 (ST-131)	28,975	27,312	431,250	-
109-12-296-10-910-182 Transfer Out to Fund 182 (ST-134)	46,094	1,569,063	-	-
109-12-245-10-910-182 Transfer out to Fund 182 (ST-93)	-	210,175	1,101,884	-
109-12-245-10-737-000 ST-93 Ave 50 Widening Project	-	-	-	1,234,924
109-12-218-10-737-000 ST 69 Avenue 50 Bridge	-	-	-	409,948
109-12-293-10-737-000 ST-131 Ave 48 St Widening Project	-	-	-	416,250
109-12-303-10-737-000 ST-141 Airport Blvd Bridge	-	-	-	155,000
<b>Total Road Repair &amp; Maintenance Fund</b>	<b>\$ 309,590</b>	<b>\$ 1,806,550</b>	<b>1,533,134</b>	<b>2,216,122</b>

This bill would create the Road Maintenance and Rehabilitation Program to address deferred maintenance on the state highway system and the local street and road system. The bill would require the California Transportation Commission to adopt performance criteria, consistent with a specified asset management plan, to ensure efficient use of certain funds available for the program. The bill would provide for the deposit of various funds for the program in the Road Maintenance and Rehabilitation Account, which the bill would create in the State Transportation Fund, including revenues attributable to a \$0.12 per gallon increase in the motor vehicle fuel (gasoline) tax imposed by the bill with an inflation adjustment, as provided, 50% of a \$0.20 per gallon increase in the diesel excise tax, with an inflation adjustment, as provided, a portion of a new transportation improvement fee imposed under the Vehicle License Fee Law with a varying fee between \$25 and \$175 based on vehicle value and with an inflation adjustment, as provided, and a new \$100 annual vehicle registration fee applicable only to zero-emission vehicles model year 2020 and later, with an inflation adjustment, as provided. The bill would provide that the fuel excise tax increases take effect on November 1, 2017, the transportation improvement fee takes effect on January 1, 2018, and the zero-emission vehicle registration fee takes effect on July 1, 2020.





# Fund Overview

## Special Revenue Funds (111)

### State Gas Tax



This fund is used to account for the City’s share of the tax imposed on vehicle fuel under the provision of the Street and Highway Code of the State of California. The funds are restricted to the acquisition, construction, improvement and maintenance of public streets.

#### Detailed Revenue Budget

		FY 2021-22 Actual	FY 2022-23 Actual	FY 2023-24 Estimated Year End	FY 2024-25 Initial Budget
<b>State Gas Tax</b>					
111-12-311-30-331-000	State Gas Tax Revenue	\$ 1,124,756	\$ 1,072,832	\$ 1,208,000	\$ 1,211,000
<b>Total State Gas Tax</b>		<b>\$ 1,124,756</b>	<b>\$ 1,072,832</b>	<b>\$ 1,208,000</b>	<b>\$ 1,211,000</b>

#### Detailed Expenditure Budget

		FY 2021-22 Actual	FY 2022-23 Actual	FY 2023-24 Estimated Year End	FY 2024-25 Initial Budget
<b>State Gas Tax</b>					
111-12-311-10-334-000	Other professional services	\$ 66	\$ 46	\$ -	-
111-12-311-10-910-101	Transfers-out - street expenditures	683,472	740,500	853,600	854,400
111-14-234-10-910-195	Transfer Out To Fund 195	-	365,096	354,400	356,600
<b>Total State Gas Tax Fund</b>		<b>\$ 683,538</b>	<b>\$ 1,105,642</b>	<b>\$ 1,208,000</b>	<b>\$ 1,211,000</b>



# Fund Overview

## Special Revenue Funds (112)

### Air Quality Improvement



The City of Coachella receives AB 2766 funds to implement programs that reduce air pollution from motor vehicles. A Motor vehicle registration fee surcharge of \$6 per vehicle is collected by the Department of Motor Vehicles and subvended to the South Coast Air Quality Management District (AQMD) for disbursement. The program provides a funding source for cities and counties to meet requirements of federal and state Clean Air Acts, and for implementation of motor vehicle measures in the AQMD Air Quality Management Plan (AQMP). The legislation creating this revenue source provides for oversight of the use of these monies by local governments. Air districts that receive AB2766 monies report annually to the California Air Resources Board (CARB) on the use and results of the programs funded by the fees. Cities and counties under AQMD’s jurisdiction provide annual program and financial information to the AQMD. This information is compiled by the AQMD and forwarded as an annual report to CARB.

#### Detailed Revenue Budget

	FY 2021-22 Actual	FY 2022-23 Actual	FY 2023-24 Estimated Year End	FY 2024-25 Initial Budget
<b>Air Quality Improvement</b>				
112-12-311-30-331-000 AQMD AB2766 Revenues	\$ 61,267	\$ 55,651	\$ 60,000	\$ 60,000
112-12-311-70-361-000 Interest Income	348	1,266	500	500
<b>Total Air Quality Improvement</b>	<b>\$ 58,876</b>	<b>\$ 56,917</b>	<b>\$ 60,500</b>	<b>\$ 60,500</b>

#### Detailed Expenditure Budget

	FY 2021-22 Actual	FY 2022-23 Actual	FY 2023-24 Estimated Year End	FY 2024-25 Initial Budget
<b>Air Quality Improvement</b>				
112-12-311-10-334-000 Professional/contract services	\$ 45,950	\$ 41,738	\$ 45,000	\$ 46,000
<b>Total Air Quality Improvement</b>	<b>\$ 45,950</b>	<b>\$ 41,738</b>	<b>\$ 45,000</b>	<b>\$ 46,000</b>



# Fund Overview

## Special Revenue Funds (117)

### Local Transportation - Measure A



This fund is set aside for the collection of the one-half cent sales tax increase approved by the Riverside County voters. The funds received are restricted for use in acquisition, construction and improvement of the City's streets.

#### Detailed Revenue Budget

	FY 2021-22 Actual	FY 2022-23 Actual	FY 2023-24 Estimated Year End	FY 2024-25 Initial Budget
<b>Local Transportation - Measure A</b>				
117-12-311-30-338-000 RCTC-Measure "A"	\$ 825,442	\$ 827,136	\$ 832,000	\$ 834,000
117-12-311-70-361-000 Interest Income	8,054	18,301	8,000	8,000
<b>Total Local Transportation - Measure A</b>	<b>\$ 834,043</b>	<b>\$ 860,732</b>	<b>\$ 840,000</b>	<b>\$ 842,000</b>

#### Detailed Expenditure Budget

	FY 2021-22 Actual	FY 2022-23 Actual	FY 2023-24 Estimated Year End	FY 2024-25 Initial Budget
<b>Local Transportation Fund-Measure A</b>				
117-12-245-10-910-182 Transfers-out to 182 (ST-93)	\$ -	\$ -	\$ 633,040	\$ -
117-12-257-10-910-182 Transfers-out to 182 (ST-105)	274,983	388,582	-	-
117-12-280-10-910-182 Transfers-out to 182 (ST-118)	-	-	1,013,472	-
117-12-291-10-901-182 Transfers-out to 182 (ST-129)	252,604	-	-	-
117-12-295-10-901-182 Transfers-out to 182 (ST-131)	76,662	-	-	-
117-12-292-10-910-182 Transfer out to 182 (ST-130)	-	250,000	-	-
117-12-454-10-910-361 Transfer out to fund 361 (S-24)	-	124,626	-	-
117-12-245-10-737-000 ST-93 Ave 50 Widening Project	-	-	-	590,353
117-12-280-10-737-000 ST-118 Street Pavement Rehab Phase 19	-	-	-	513,472
117-12-290-10-737-000 ST-128 Street Pavement Rehab Phase 20	-	-	-	996,600
<b>Total Local Transportation Fund-Measure A</b>	<b>\$ 604,249</b>	<b>\$ 763,208</b>	<b>\$ 1,646,512</b>	<b>\$ 2,100,425</b>



# Fund Overview

## Special Revenue Funds (120)

### Development Impact Fees - Park Land



In 1975 California Government Code Section 66477 (Quimby Act) was passed authorizing cities and counties to pass ordinances requiring that developers set aside land, donate conservation easements or pay fees for park improvements. The goal of the Quimby Act was to require developers to help mitigate the impacts of development on local communities. In 1982 the act was substantially amended to further define acceptable uses of or restrictions on Quimby funds, provided acreage/population standards and required agencies to show a reasonable relationship between the public need for the park or recreational land and the development project which the fee is imposed.

The fee is \$1,377.00 per residential unit and \$1,134.68 per multi family unit. This fee structure was approved by the Coachella City Council on February 24, 2010.

### Detailed Revenue Budget

	FY 2021-22 Actual	FY 2022-23 Actual	FY 2023-24 Estimated Year End	FY 2024-25 Initial Budget
<b>Dev Impact Fee -Park Land</b>				
120-12-420-50-375-000 Park Land Fees	\$ 1,077,926	\$ 353,881	\$ 397,138	\$ 319,014
120-12-311-70-361-000 Interest Income	(6,021)	(1,484)	-	-
<b>Total Dev Impact Fee -Park Land</b>	<b>\$ 1,071,905</b>	<b>\$ 352,398</b>	<b>\$ 397,138</b>	<b>\$ 319,014</b>

### Detailed Expenditure Budget

	FY 2021-22 Actual	FY 2022-23 Actual	FY 2023-24 Estimated Year End	FY 2024-25 Initial Budget
<b>Dev Impact Fee -Park Land</b>				
120-12-311-10-334-000 Other professional/Contract services	\$ -	\$ 1,320	\$ -	\$ -
<b>Total Dev Impact Fee -Park Land</b>	<b>\$ -</b>	<b>\$ 1,320</b>	<b>\$ -</b>	<b>\$ -</b>



# Fund Overview

## Special Revenue Funds (121)

### Development Impact Fees - Library



Impact fees paid to the City by developers for their agreement to subsidize certain improvements or other mitigation measures that result from development projects are set aside in this fund. The use of the money in this fund must be connected to the impact item for which the funds were paid by the developer. This fund was established to collect fee in relation to the expansion and/or construct of a new City Library as needed by an increasing population.

The fee is \$577.88 per residential unit and \$485.42 per multi family unit. This fee structure was approved the Coachella City Council on September 12, 2012.

### Detailed Revenue Budget

	FY 2021-22 Actual	FY 2022-23 Actual	FY 2023-24 Estimated Year End	FY 2024-25 Initial Budget
<b>Dev Impact Fee -Library</b>				
121-12-420-53-372-000 Library Fee	\$ 112,563	\$ 149,509	\$ 169,897	\$ 134,369
121-12-311-70-361-000 Interest Income	48	996	-	-
121-12-170-70-364-000 Unrealized gain/loss on investment	(1,368)	(1,518)	-	-
<b>Total Dev Impact Fee -Library</b>	<b>\$ 111,243</b>	<b>\$ 148,988</b>	<b>\$ 169,897</b>	<b>\$ 134,369</b>

### Detailed Expenditure Budget

	FY 2021-22 Actual	FY 2022-23 Actual	FY 2023-24 Estimated Year End	FY 2024-25 Initial Budget
<b>Dev Impact Fee -Library</b>				
121-12-311-10-334-000 Other professional/contract services	\$ 4,845	\$ -	\$ -	\$ -
121-12-479-10-910-182 Transfers-out—Fund 182 (F-33)	-	-	50,000	-
121-12-311-10-852-000 Interest Expense	3,643	34,602	-	-
121-12-479-10-734-000 F-33 Library Annex-Prof Services	-	-	-	200,000
<b>Total Dev Impact Fee -Library</b>	<b>\$ 8,488</b>	<b>\$ 34,602</b>	<b>\$ 50,000</b>	<b>\$ 200,000</b>



# Fund Overview

## Special Revenue Funds (126)

### Development Impact Fees - Park Improvements



Impact fees paid to the City by developers for their agreement to subsidize certain improvements or other mitigation measures that result from development projects are set aside in this fund. The use of the money in this fund must be connected to the impact item for which the funds were paid by the developer.

This fund was established to account for fees paid in connection with park improvement as a result of increased demand due to new development. This money is restricted to capital improvements only and cannot be used to purchase park land. In addition, these monies should not be confused with the Quimby fees defined in another section. The fee is \$7,857.35 per residential unit and \$6,578.17 per multi family unit. This fee structure was approved the Coachella City Council on September 12, 2012.

### Detailed Revenue Budget

	FY 2021-22 Actual	FY 2022-23 Actual	FY 2023-24 Estimated Year End	FY 2024-25 Initial Budget
<b>Dev Impact Fee -Park Improvement</b>				
126-12-420-50-375-000 Park Improvement Fee	\$ 1,071,069	\$ 1,147,504	\$ 2,302,360	\$ 1,247,164
126-12-311-70-361-000 Interest Income	(1,127)	17,755	-	-
126-12-170-70-364-000 Unrealized gain/loss on investment	(67)	(27,989)	-	-
<b>Total Dev Impact Fee -Park Improvement</b>	<b>\$ 1,069,875</b>	<b>\$ 1,137,270</b>	<b>\$ 2,302,360</b>	<b>\$ 1,247,164</b>

### Detailed Expenditure Budget

	FY 2021-22 Actual	FY 2022-23 Actual	FY 2023-24 Estimated Year End	FY 2024-25 Initial Budget
<b>Dev Impact Fee -Park Improvement</b>				
126-12-311-10-334-000 Professional/contract services	\$ -	\$ -	\$ -	\$ -
126-12-311-10-852-000 Interest Expense	2,537	-	-	-
126-12-517-10-910-182 Transfer out to fund 182 (P-31)	-	-	587,330	-
126-12-518-10-910-182 Transfer out to fund 182 (P-32)	-	-	719,000	-
126-12-518-10-737-000 P-32 Bagdouma Restroom & Snak Bar	-	-	-	700,000
<b>Total Dev Impact Fee -Park Improvement</b>	<b>\$ 2,537</b>	<b>\$ -</b>	<b>\$ 1,306,330</b>	<b>\$ 700,000</b>





# Fund Overview

## Special Revenue Funds (127)

### Development Impact Fees - Street and Transportation

Impact fees paid to the City by developers for their agreement to subsidize certain improvements or other mitigation measures that result from development projects are set aside in this fund. The use of the money in this fund must be connected to the impact item for which the funds were paid by the developer. This fund was established to account for fees to construct or install improvements for new or modified traffic signals, street rehabilitation and construction, construction or installation of bridge and grade circulation improvements, and bus shelter improvements, that mitigate impacts of specific development projects. The fee is \$2,685.98 per residential unit, \$1,390.95 per multi-family unit, and \$3,693.22, \$4,364.73, \$2,997.74 per 1,000 square feet of commercial space, office space, and industrial space respectively. This fee structure was approved the Coachella City Council on September 12, 2012.



### Detailed Revenue Budget

	FY 2021-22 Actual	FY 2022-23 Actual	FY 2023-24 Estimated Year End	FY 2024-25 Initial Budget
<b>Dev Impact Fee -Streets / Transp.</b>				
127-12-420-50-376-000 Street Construction and Rehab Fee	\$ 675,654	\$ 729,442	\$ 569,191	\$ 800,437
127-12-311-70-361-000 Interest Income	(10,928)	(14,608)	-	-
<b>Total Dev Impact Fee -Streets &amp; Transp.</b>	<b>\$ 664,727</b>	<b>\$ 714,834</b>	<b>\$ 569,191</b>	<b>\$ 800,437</b>

### Detailed Expenditure Budget

	FY 2021-22 Actual	FY 2022-23 Actual	FY 2023-24 Estimated Year End	FY 2024-25 Initial Budget
<b>Dev Impact Fee -Streets / Transp.</b>				
127-12-218-10-910-182 Transfers-out to fund 182 (ST-69)	\$ -	\$ 267,205	\$ 1,842,536	\$ -
127-12-233-10-910-182 Transfer out to fund 182 (ST-81)	-	3,864	52,799	-
127-12-245-10-910-182 Transfer out to fund 182 (ST-93)	-	30,917	365,861	-
127-12-250-10-910-182 Transfers-out to Fund 182 (ST-98)	110,000	-	-	-
127-12-293-10-910-182 Transfer out to fund 182 (ST-131)	-	-	52,801	-
127-12-311-10-801-000 Miscellaneous	1,845,000	-	-	-
127-12-296-10-910-182 Transfer out to fund 182 (ST-134)	-	51,386	-	-
127-12-218-10-737-000 ST-69 Ave 50 Bridge (Over Whitewater Chan)	-	-	-	850,000
127-12-233-10-737-000 ST-81 New Interchange @ Ave 50 & 86S EXPY	-	-	-	53,918
127-12-293-10-737-000 ST-131 Ave 48 St Widening Project	-	-	-	52,801
<b>Total Dev Impact Fee -Streets / Transp.</b>	<b>\$ 1,955,000</b>	<b>\$ 353,372</b>	<b>\$ 2,313,997</b>	<b>\$ 956,719</b>



# Fund Overview

## Special Revenue Funds (128)

### Development Impact Fees - Police Facilities



Impact fees paid to the City by developers for their agreement to subsidize certain improvements or other mitigation measures that result from development projects are set aside in this fund. The use of the money in this fund must be connected to the impact item for which the funds were paid by the developer. During the 2023-2024 fiscal year fees were not adjusted.

This fund was established to account for fees paid to offset the expansion / building of police and fire safety facilities necessitated by new development.

These fees are collected for expansion of current facilities and to provide new facilities and equipment for fire. The fee is \$306.52 per residential unit, \$257.48 per Multi Family unit, and \$23.22, \$30.57, \$12.10, \$6.05, and 40.59 per 1,000 square feet of commercial space, office space, industrial space, warehouse space, and open shed space respectively. This fee structure was approved the Coachella City Council on September 12, 2012.

### Detailed Revenue Budget

		FY 2021-22	FY 2022-23	FY 2023-24	FY 2024-25
		Actual	Actual	Estimated Year End	Initial Budget
<b>Dev Impact Fee -Police Facilities</b>					
128-12-420-52-371-000	Police Facilities Capital Improvements Fee	\$ 60,569	\$ 79,928	\$ 90,636	\$ 72,630
128-12-311-70-361-000	Interest Income	4,455	10,541	-	-
128-12-170-70-364-000	Unrealized gain/loss on investment	(25,967)	(18,753)	-	-
<b>Total Dev Impact Fee -Police Facilities</b>		<b>\$ 39,057</b>	<b>\$ 71,716</b>	<b>\$ 90,636</b>	<b>\$ 72,630</b>

### Detailed Expenditure Budget

		FY 2021-22	FY 2022-23	FY 2023-24	FY 2024-25
		Actual	Actual	Estimated Year End	Initial Budget
<b>Dev Impact Fee -Police Facilities</b>					
128-12-311-10-334-000	Professional/contract services	\$ -	\$ -	\$ -	\$ -
128-12-311-10-801-000	Miscellaneous	-	-	-	-
128-12-311-10-910-000	Transfers-out—other funds	-	-	-	-
<b>Total Dev Impact Fee -Police Facilities</b>		<b>\$ -</b>	<b>\$ -</b>	<b>\$ -</b>	<b>\$ -</b>



# Fund Overview

## Special Revenue Funds (129)

### Dev Impact Fee -General Gov't



The purpose of the fee is to ensure that new development funds its fair share of general government facilities. General government facilities in the City of Coachella primarily include public works facilities and the City Hall.

The fee is \$2,357.61 per residential unit, \$1,980.39 per multi family unit, and \$178.57, \$235.13, \$93.04, 46.52, and \$4.55 per 1,000 square feet of commercial space, office space, industrial space, warehouse space, and open shade space respectively. This fee structure was approved the Coachella City Council on September 12, 2012.

### Detailed Revenue Budget

	FY 2021-22 Actual	FY 2022-23 Actual	FY 2023-24 Estimated Year End	FY 2024-25 Initial Budget
<b>Dev Impact Fee -General Gov't</b>				
129-12-420-53-371-000 General Government Facilities Fee	\$ 465,864	\$ 614,765	\$ 697,118	\$ 558,631
129-12-311-70-361-000 Interest Income	51	3,250	-	-
129-12-170-70-364-000 Unrealized gain/loss on investment	(3,881)	(4,975)	-	-
<b>Total Dev Impact Fee -General Gov't</b>	<b>\$ 462,033</b>	<b>\$ 613,040</b>	<b>\$ 697,118</b>	<b>\$ 558,631</b>

### Detailed Expenditure Budget

	FY 2021-22 Actual	FY 2021-22 Actual	FY 2023-24 Estimated Year End	FY 2024-25 Initial Budget
<b>Dev Impact Fee -General Gov't</b>				
129-12-115-10-851-016 Principal Pmts - Permit Center	\$ 71,570	\$ 74,486	\$ 77,521	\$ 80,679
129-12-115-10-852-015 Interest Payments - Permit Center	34,945	32,029	28,994	25,836
129-12-311-10-852-000 Interest Expense	15,471	91,138	-	-
129-12-479-10-910-182 Transfer out to fund 182 (F-33)	-	-	50,000	-
<b>Total Dev Impact Fee -General Gov't</b>	<b>\$ 121,986</b>	<b>\$ 197,653</b>	<b>\$ 156,515</b>	<b>\$ 106,515</b>



# Fund Overview

## Special Revenue Funds (130)

### Dev Impact Fee - Fire Facilities



The purpose of the fee is to ensure that new development funds its fair share of fire protection facilities.

The fee is \$1,750.03 per residential unit, \$1,470.02 per multi family unit, and \$381.04, \$501.80, \$198.57, \$99.28, and \$9.72 per 1,000 square feet of commercial space, office space, industrial space, warehouse space, and open shed space respectively. This fee structure was approved the Coachella City Council on September 12, 2012.

### Detailed Revenue Budget

	FY 2021-22 Actual	FY 2022-23 Actual	FY 2023-24 Estimated Year End	FY 2024-25 Initial Budget
<b>Dev Impact Fee - Fire Facilities</b>				
130-12-420-53-371-000 Fire Facilities Capital Improvement Fee	\$ 355,038	\$ 463,022	\$ 523,004	\$ 429,198
130-12-311-70-361-000 Interest Income	13,404	27,945	5,000	5,000
130-12-170-70-364-000 Unrealized gain/loss on investment	(68,659)	(51,834)	-	-
<b>Total Dev Impact Fee - Fire Facilities</b>	<b>\$ 299,783</b>	<b>\$ 439,133</b>	<b>\$ 528,004</b>	<b>\$ 434,198</b>

	FY 2021-22 Actual	FY 2022-23 Actual	FY 2023-24 Estimated Year End	FY 2024-25 Initial Budget
<b>Dev Impact Fee - Fire Facilities</b>				
130-12-460-10-910-182 Transfers out to fund 182 (F-7)	\$ 26,030	\$ 484,060	\$ 1,800,000	\$ -
<b>Total Dev Impact Fee - Fire Facilities</b>	<b>\$ 26,030</b>	<b>\$ 484,060</b>	<b>\$ 1,800,000</b>	<b>\$ -</b>



# Fund Overview

## Special Revenue Funds (131)

### Dev Impact Fee - Public Arts



The City has a responsibility for expanding public experience with art, cultural and artistic resources, including Art Work and the performing arts, enhance the quality of life for individuals living in, working in, and visiting the City balanced development of cultural and artistic resources preserves and improves the quality of the urban environment and increases real property values as development and revitalization of the real property within the City continue, the opportunity for creation of cultural and artistic resources is diminished. As this development and revitalization continue as a result of market forces, urbanization of the community results. As these opportunities are diminished and this urbanization occurs, the need to

develop alternative sources for cultural and artistic outlets to improve the environment, image and character of the community is increased development of cultural and artistic assets should be financed by those whose development and revitalization diminishes the availability of the community's resources for those opportunities and contributes to community urbanization establishment of this Art in Public Places Program ("APPP") will promote the general welfare through balancing the community's physical growth with revitalization and its cultural and artistic resources there is a need to create a Public Arts Commission to administer and oversee the Art in Public Places Program.

### Detailed Revenue Budget

	FY 2021-22 Actual	FY 2022-23 Actual	FY 2023-24 Estimated Year End	FY 2024-25 Initial Budget
<b>Dev Impact Fee - Public Arts</b>				
131-12-420-53-377-000 DIF Public Art	108,184	163,113	83,000	144,545
131-12-311-70-361-000 Interest Income	\$ 1,460	\$ 5,409	\$ 1,500	\$ 1,500
131-12-170-70-364-000 Unrealized gain/loss on investment	(8,335)	(8,721)	-	-
<b>Total Dev Impact Fee - Public Arts</b>	<b>\$ 101,309</b>	<b>\$ 159,801</b>	<b>\$ 84,500</b>	<b>\$ 146,045</b>

### Detailed Expenditure Budget

	FY 2021-22 Actual	FY 2022-23 Actual	FY 2023-24 Estimated Year End	FY 2024-25 Initial Budget
<b>Dev Impact Fee - Public Arts</b>				
131-12-311-10-801-000 Miscellaneous Expenditures	\$ 4,789	\$ -	\$ -	\$ -
131-12-311-10-745-000 Transfer out to fund 182 (ST-140)	59,099	29,893	44,258.00	-
131-12-311-10-334-000 Other professional/Contract services	\$ -	\$ 4,200	\$ -	\$ -
131-12-302-10-737-000 ST-140 Coachella Valley Arts & Music Lane	-	-	-	34,945
<b>Total Dev Impact Fee - Public Arts</b>	<b>\$ 63,888</b>	<b>\$ 34,093</b>	<b>\$ 44,258</b>	<b>\$ 34,945</b>







# Fund Overview

## Special Revenue Funds (152)

### Grants

### Detailed Revenue Budget

	FY 2021-22	FY 2022-23	FY 2023-24	FY 2024-25
	Actual	Actual	Estimated	Initial
	Actual	Actual	Year End	Budget
<b>Grants</b>				
152-12-311-70-361-000 Interest income	49,196	92,933	-	-
152-12-321-38-331-000 Cannabis Equity Grant Program	-	17,381	-	-
152-12-343-30-334-233 Grants Sec 125 (ST-81)	-	-	-	192,113
152-12-344-30-334-218 BR-NBIL (536) (ST-69) Fed	-	245,532	1,847,715	8,700,000
152-12-344-30-337-300 CVAG ST-138	-	-	200,000	-
152-12-344-30-337-218 CVAG (ST-69)	641,683	114,040	3,793,477	-
152-12-344-30-337-233 Grants CVAG (ST-81)	-	11,765	187,121	-
152-12-344-30-337-245 CVAG (ST-93)	75,468	647,700	6,320,352	-
152-12-344-30-337-250 Grants CVAG (ST-98)	-	345,575	-	-
152-12-345-30-331-001 Grants - Cannabis Social Equity	-	4,305	-	-
152-12-345-30-331-003 Tire Derived Product (G21-03)	69,597	-	-	-
152-12-345-30-331-285 Urban Green & Connectivity (ST-123)	-	2,958,800	-	-
152-12-345-30-331-293 Unearned revenue	33,357	-	-	-
152-12-345-30-334-002 American Rescue Plan	159,756	-	-	-
152-12-345-30-334-003 Arrearages Program	5,279	-	-	-
152-12-345-30-334-460 American Rescue Plan - F-7 Fire Station	-	5,491,400	-	300,000
152-12-368-10-331-000 State Grant-Beverage Recycling Grant	11,657	24,043	-	-
152-12-347-10-331-512 Parks & Recreation Grant (P-26)	-	-	-	700,000
152-12-347-10-331-513 Parks & Recreation Grant (P-27)	-	-	65,000	-
152-12-347-10-331-514 Parks & Recreation Grant (P-28)	-	-	90,789	520,000
152-12-347-10-331-515 Parks & Recreation Grant (P-29)	-	-	25,000	563,869
152-12-347-10-331-517 Parks & Recreation Grant NRA (P-31)	-	-	654,600	3,954,600
152-12-343-30-337-233 Grants CVAG (ST-81)	-	-	-	186,259
152-12-341-30-331-000 SB 1383 Local Assistance Grant Program	-	49,654	-	-
152-12-345-30-334-008 Federal Grant Revenue-MAF	-	504,000	-	-
152-12-345-30-334-009 ARPA - One Future Coachella Valley	-	50,240	-	-
152-12-362-15-331-000 Hwy Bridge Pgm BR-NBIL (536) ST-69	-	792,724	-	-
152-12-345-30-337-285 Other grants-CVAG (ST-123)	-	1,453,821	-	-
152-12-345-10-331-479 SB 129 (F-33 Library Anex)	-	-	-	3,000,000
152-12-345-30-334-010 ARPA - Infrastructure (Sanitary)	-	-	-	2,210,000
<b>Total Grants</b>	<b>\$ 1,046,894</b>	<b>\$ 12,938,342</b>	<b>13,389,918</b>	<b>20,326,841</b>





# Fund Overview

## Special Revenue Funds (152)

### Grants

#### Detailed Expenditure Budget

	FY 2021-22 Actual	FY 2022-23 Actual	FY 2023-24 Estimated Year End	FY 2024-25 Initial Budget
<b>Grants</b>				
152-12-160-77-110-000	\$ -	\$ 3,122	\$ -	\$ -
152-12-160-77-120-000	2,466	-	-	-
152-12-160-77-210-000	155	967	-	-
152-12-160-77-220-000	189	45	-	-
152-12-160-77-230-000	-	171	-	-
152-12-160-77-800-000	17,381	-	-	-
152-12-160-79-800-000	11,777	-	-	-
152-12-160-80-800-000	44,594	4,999	-	-
152-12-160-80-800-004	-	8,526	-	-
152-12-160-81-800-000	12,920	24,261	-	-
152-12-160-81-800-002	8,616	-	-	-
152-12-160-81-800-003	-	8,526	-	-
152-12-160-82-800-000	225	-	-	-
152-12-160-83-800-006	-	504,000	-	-
152-12-160-83-800-007	31,000	-	-	-
152-12-160-83-800-009	-	50,240	-	-
152-12-160-84-110-000	138	-	-	-
152-12-160-84-117-000	920	-	-	-
152-12-160-84-210-000	130	-	-	-
152-12-160-84-220-000	15	-	-	-
152-12-160-84-230-000	13	-	-	-
152-12-160-85-800-000	-	49,654	-	-
152-12-160-99-800-000	10,000	-	-	-
152-12-201-35-910-101	199,366	-	-	-
152-12-218-10-910-182	-	1,432,475	1,847,715	8,700,000
152-12-218-11-910-182	752,264	698	3,793,477	-
152-12-233-10-910-182	-	10,374	205,864	192,113
152-12-233-35-910-182	9,240	1,225	187,121	186,259
152-12-245-10-910-182	87,338	981,405	6,320,352	-
152-12-250-12-910-182	786,811	(786,811)	-	-
152-12-271-10-910-182	154,162	1,245	-	-
152-12-285-10-910-182	-	24,956	-	-
152-12-285-10-911-182	-	(55,969)	-	-
152-12-285-10-912-182	-	93,065	-	-
152-12-285-11-910-182	1,509,790	-	-	-
152-12-292-10-910-182	1,076,747	2,145,200	-	-
152-12-292-11-910-182	-	-	-	-
152-12-292-12-800-000	17,380	15,849	-	-
152-12-292-12-800-001	6,667	-	-	-
152-12-300-10-910-182	-	104,970	200,000	-
152-12-391-35-368-000	11,741	24,047	-	-
152-12-460-10-910-182	-	5,491,400	-	300,000
152-12-479-10-910-182	-	-	-	3,000,000
152-12-512-10-910-182	-	-	-	700,000
152-12-513-10-910-182	-	-	65,000	-
152-12-514-10-910-182	-	-	90,789	520,000
152-12-515-10-910-182	-	-	25,000	563,869
152-12-517-10-910-182	-	290,000	654,600	3,954,600
152-12-448-10-910-361	-	-	-	1,500,000
152-12-459-10-910-361	-	-	-	710,000
<b>Total Grant</b>	<b>4,752,045</b>	<b>\$ 10,428,638</b>	<b>\$ 13,389,918</b>	<b>\$ 20,326,841</b>



# Fund Overview

## Special Revenue Funds (210)

### CDBG—Community Development Block Grant

#### Detailed Revenue Budget

	FY 2021-22 Actual	FY 2022-23 Actual	FY 2023-24 Estimated Year End	FY 2024-25 Initial Budget
<b>CDBG - Community Development Block Grant</b>				
210-12-345-30-339-507 CDBG (P-21)	\$ -	\$ 169,729	\$ 200,000	\$ 200,000
210-12-345-30-339-516 CDBG (P-30)	-	-	400,000	400,000
210-12-345-30-339-518 CDBG (P-32)	-	-	210,000	210,000
210-12-311-70-361-000 Interest income	957	2,671	-	-
<b>Total CDBG - Community Development Block Grant</b>	<b>\$ 957</b>	<b>\$ 172,401</b>	<b>\$ 810,000</b>	<b>\$ 810,000</b>

#### Detailed Expenditure Budget

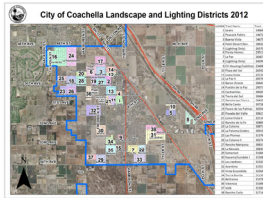
	FY 2021-22 Actual	FY 2021-22 Actual	FY 2023-24 Estimated Year End	FY 2024-25 Initial Budget
<b>CDBG - Community Development Block Grant</b>				
210-12-507-10-910-182 Transfer out to Fund 182 (P-21)	\$ 18,890	\$ 845,910	\$ 675,000	\$ -
210-12-516-10-910-182 Transfer out to Fund 182 (P-30)	-	-	50,000	-
210-12-518-10-910-182 Transfer out to Fund 182 (P-32)	-	-	210,000	-
210-12-507-10-737-000 P-21 Bagdouma Park-Basket Ball Court	-	-	-	200,000
210-12-516-10-737-000 P-30 Bagdouma Park Restroom	-	-	-	400,000
210-12-518-10-737-000 P-32 Bagdouma Restroom & Snack Bar	-	-	-	210,000
<b>Total CDBG - Community Development Block Grant</b>	<b>\$ 18,890</b>	<b>\$ 845,910</b>	<b>\$ 935,000</b>	<b>\$ 810,000</b>



# Fund Overview

## Special Revenue Funds (160)

### Landscape and Lighting Districts 1-40



A Landscape Maintenance District (LMD) is created to pay for the costs of on-going maintenance of public landscaping that provides special benefits to parcels in given areas of the City. The district provides services solely for the benefit of those parcels located within each district. Formation of LMD is governed by the Landscape and Lighting Act of 1972, Part 2 of Division 15 of the California Streets and Highways Code.

### Detailed Revenue Budget

		FY 2021-22	FY 2022-23	FY 2023-24	FY 2024-25
		Actual	Actual	Estimated Year End	Initial Budget
<b>Landscape and Lighting Districts</b>					
<b>District 1</b>					
160-12-211-01-361-000	Interest Income	\$ (144)	\$ (412)	\$ -	\$ -
160-12-211-01-363-000	Special Assessments	13,974	14,084	13,919	13,919
160-12-170-70-364-000	Unrealized gain/loss on investment	(82,299)	-	-	-
160-12-211-00-361-000	Interest income	4,784	(4,784)	-	-
<b>Total District 1</b>		<b>\$ (63,684)</b>	<b>\$ 8,887</b>	<b>\$ 13,919</b>	<b>\$ 13,919</b>
<b>District 2</b>					
160-12-211-02-361-000	Interest Income	\$ (65)	\$ (205)	\$ -	\$ -
160-12-211-02-363-000	Special Assessments	7,802	7,679	7,769	7,769
<b>Total District 2</b>		<b>\$ 7,737</b>	<b>\$ 7,474</b>	<b>\$ 7,769</b>	<b>\$ 7,769</b>
<b>District 3</b>					
160-12-211-03-361-000	Interest Income	\$ (312)	\$ (695)	\$ -	\$ -
160-12-211-03-363-000	Special Assessments	17,029	17,315	17,267	17,267
<b>Total District 3</b>		<b>\$ 16,717</b>	<b>\$ 16,620</b>	<b>\$ 17,267</b>	<b>\$ 17,267</b>
<b>District 4</b>					
160-12-211-04-361-000	Interest Income	\$ 14	\$ 192	\$ -	\$ -
160-12-211-04-363-000	Special Assessments	6,232	6,279	6,232	6,232
<b>Total District 4</b>		<b>\$ 6,246</b>	<b>\$ 6,471</b>	<b>\$ 6,232</b>	<b>\$ 6,232</b>
<b>District 6</b>					
160-12-211-06-361-000	Interest Income	\$ (1,224)	\$ (2,531)	\$ -	\$ -
160-12-211-06-363-000	Special Assessments	36,856	36,963	36,642	36,642
<b>Total District 6</b>		<b>\$ 35,632</b>	<b>\$ 34,433</b>	<b>\$ 36,642</b>	<b>\$ 36,642</b>
<b>District 7</b>					
160-12-211-07-361-000	Interest Income	\$ (459)	\$ (912)	\$ -	\$ -
160-12-211-07-363-000	Special Assessments	24,654	24,082	24,617	24,617
<b>Total District 7</b>		<b>\$ 24,196</b>	<b>\$ 23,170</b>	<b>\$ 24,617</b>	<b>\$ 24,617</b>



# Fund Overview

## Special Revenue Funds (160)

### Landscape and Lighting Districts 1-40

#### Detailed Revenue Budget (Continued)

		FY 2021-22	FY 2022-23	FY 2023-24	FY 2024-25
		Actual	Actual	Estimated	Initial
				Year End	Budget
<b>District 8</b>					
160-12-211-08-361-000	Interest Income	\$ (120)	\$ (283)	\$ -	\$ -
160-12-211-08-363-000	Special Assessments	3,473	3,423	3,486	3,486
<b>Total District 8</b>		<b>\$ 3,354</b>	<b>\$ 3,140</b>	<b>\$ 3,486</b>	<b>\$ 3,486</b>
<b>District 9</b>					
160-12-211-09-361-000	Interest Income	\$ (303)	\$ (774)	\$ -	\$ -
160-12-211-09-363-000	Special Assessments	5,645	5,645	5,645	5,645
<b>Total District 9</b>		<b>\$ 5,342</b>	<b>\$ 4,872</b>	<b>\$ 5,645</b>	<b>\$ 5,645</b>
<b>District 10</b>					
160-12-211-10-361-000	Interest Income	\$ (377)	\$ (964)	\$ -	\$ -
160-12-211-10-363-000	Special Assessments	6,017	6,140	6,140	6,140
<b>Total District 10</b>		<b>\$ 5,639</b>	<b>\$ 5,175</b>	<b>\$ 6,140</b>	<b>\$ 6,140</b>
<b>District 11</b>					
160-12-211-11-361-000	Interest Income	\$ 189	\$ 483	\$ -	\$ -
160-12-211-11-363-000	Special Assessments	8,900	8,900	8,900	8,900
<b>Total District 11</b>		<b>\$ 9,088</b>	<b>\$ 9,382</b>	<b>\$ 8,900</b>	<b>\$ 8,900</b>
<b>District 12</b>					
160-12-211-12-361-000	Interest Income	\$ 318	\$ 1,064	\$ -	\$ -
160-12-211-12-363-000	Special Assessments	13,450	13,309	18,954	19,523
<b>Total District 12</b>		<b>\$ 13,768</b>	<b>\$ 14,373</b>	<b>\$ 18,954</b>	<b>\$ 19,523</b>
<b>District 13</b>					
160-12-211-13-361-000	Interest Income	\$ 446	\$ 1,674	\$ -	\$ -
160-12-211-13-363-000	Special Assessments	57,743	62,883	67,304	69,324
<b>Total District 13</b>		<b>\$ 58,190</b>	<b>\$ 64,557</b>	<b>\$ 67,304</b>	<b>\$ 69,324</b>
<b>District 14</b>					
160-12-211-14-361-000	Interest Income	\$ 138	\$ 440	\$ -	\$ -
160-12-211-14-363-000	Special Assessments	31,451	33,584	36,657	37,757
<b>Total District 14</b>		<b>\$ 31,589</b>	<b>\$ 34,024</b>	<b>\$ 36,657</b>	<b>\$ 37,757</b>
<b>District 15</b>					
160-12-211-15-361-000	Interest Income	\$ 204	\$ 725	\$ -	\$ -
160-12-211-15-363-000	Special Assessments	25,920	25,920	29,520	32,655
<b>Total District 15</b>		<b>\$ 26,124</b>	<b>\$ 26,645</b>	<b>\$ 29,520</b>	<b>\$ 32,655</b>





# Fund Overview

## Special Revenue Funds (160)

### Landscape and Lighting Districts 1-40

#### Detailed Revenue Budget (Continued)

		FY 2021-22	FY 2022-23	FY 2023-24	FY 2024-25
		Actual	Actual	Estimated	Initial
				Year End	Budget
<b>District 16</b>					
160-12-211-16-361-000	Interest Income	\$ 5,852	\$ 15,910	\$ -	\$ -
160-12-211-16-363-000	Special Assessments	455,400	291,563	332,400	373,950
<b>Total District 16</b>		<b>\$ 461,252</b>	<b>\$ 307,472</b>	<b>\$ 332,400</b>	<b>\$ 373,950</b>
<b>District 17</b>					
160-12-211-17-361-000	Interest Income	\$ 805	\$ 2,642	\$ -	\$ -
160-12-211-17-363-000	Special Assessments	76,963	77,188	89,100	101,250
<b>Total District 17</b>		<b>\$ 77,767</b>	<b>\$ 79,830</b>	<b>\$ 89,100</b>	<b>\$ 101,250</b>
<b>District 18</b>					
160-12-211-18-361-000	Interest Income	\$ (800)	\$ (1,447)	\$ -	\$ -
160-12-211-18-363-000	Special Assessments	99,940	108,817	116,818	120,324
<b>Total District 18</b>		<b>\$ 99,140</b>	<b>\$ 107,370</b>	<b>\$ 116,818</b>	<b>\$ 120,324</b>
<b>District 19</b>					
160-12-211-19-361-000	Interest Income	\$ 234	\$ 832	\$ -	\$ -
160-12-211-19-363-000	Special Assessments	43,261	46,978	50,420	51,932
<b>Total District 19</b>		<b>\$ 43,495</b>	<b>\$ 47,809</b>	<b>\$ 50,420</b>	<b>\$ 51,932</b>
<b>District 20</b>					
160-12-211-20-361-000	Interest Income	\$ 703	\$ 2,304	\$ -	\$ -
160-12-211-20-363-000	Special Assessments	44,550	50,625	56,700	60,269
<b>Total District 20</b>		<b>\$ 45,253</b>	<b>\$ 52,929</b>	<b>\$ 56,700</b>	<b>\$ 60,269</b>
<b>District 21</b>					
160-12-211-21-361-000	Interest Income	\$ (458)	\$ (1,161)	\$ -	\$ -
160-12-211-21-363-000	Special Assessments	10,076	10,933	11,747	12,100
<b>Total District 21</b>		<b>\$ 9,617</b>	<b>\$ 9,772</b>	<b>\$ 11,747</b>	<b>\$ 12,100</b>
<b>District 22</b>					
160-12-211-22-361-000	Interest Income	\$ 903	\$ 2,772	\$ -	\$ -
160-12-211-22-363-000	Special Assessments	41,300	50,150	59,000	67,850
<b>Total District 22</b>		<b>\$ 42,203</b>	<b>\$ 52,922</b>	<b>\$ 59,000</b>	<b>\$ 67,850</b>
<b>District 23</b>					
160-12-211-23-361-000	Interest Income	\$ (1,797)	\$ (4,186)	\$ -	\$ -
160-12-211-23-363-000	Special Assessments	66,659	75,370	79,361	81,741
<b>Total District 23</b>		<b>\$ 64,862</b>	<b>\$ 71,184</b>	<b>\$ 79,361</b>	<b>\$ 81,741</b>



# Fund Overview

## Special Revenue Funds (160)

### Landscape and Lighting Districts 1-40

#### Detailed Revenue Budget (Continued)

		FY 2021-22	FY 2022-23	FY 2023-24	FY 2024-25
		Actual	Actual	Estimated	Initial
				Year End	Budget
<b>District 24</b>					
160-12-211-24-361-000	Interest Income	\$ (2,736)	\$ (7,397)	\$ -	\$ -
160-12-211-24-363-000	Special Assessments	207,632	224,207	241,535	248,782
<b>Total District 24</b>		<b>\$ 204,896</b>	<b>\$ 216,811</b>	<b>\$ 241,535</b>	<b>\$ 248,782</b>
<b>District 25</b>					
160-12-211-25-361-000	Interest Income	\$ 773	\$ 2,604	\$ -	\$ -
160-12-211-25-363-000	Special Assessments	45,390	51,225	56,361	58,052
<b>Total District 25</b>		<b>\$ 46,163</b>	<b>\$ 53,829</b>	<b>\$ 56,361</b>	<b>\$ 58,052</b>
<b>District 26</b>					
<b>District 27</b>					
160-12-211-27-361-000	Interest Income	\$ (1,880)	\$ (3,955)	\$ -	\$ -
160-12-211-27-363-000	Special Assessments	55,729	56,171	67,200	75,600
<b>Total District 27</b>		<b>\$ 53,849</b>	<b>\$ 52,216</b>	<b>\$ 67,200</b>	<b>\$ 75,600</b>
<b>District 28</b>					
160-12-211-28-349-000	Refunds and Reimbursements	\$ -	\$ -	\$ -	\$ -
160-12-211-28-361-000	Interest Income	(40)	431	-	-
160-12-211-28-363-000	Special Assessments	88,635	90,300	102,600	115,425
<b>Total District 28</b>		<b>\$ 88,596</b>	<b>\$ 90,731</b>	<b>\$ 102,600</b>	<b>\$ 115,425</b>
<b>District 29</b>					
160-12-211-29-361-000	Interest Income	\$ 1,030	\$ 3,167	\$ -	\$ -
160-12-211-29-363-000	Special Assessments	49,538	60,563	72,200	83,600
<b>Total District 29</b>		<b>\$ 50,568</b>	<b>\$ 63,729</b>	<b>\$ 72,200</b>	<b>\$ 83,600</b>
<b>District 30</b>					
160-12-211-30-361-000	Interest Income	\$ 1,419	\$ 4,192	\$ -	\$ -
160-12-211-30-363-000	Special Assessments	39,825	52,050	64,000	76,000
<b>Total District 30</b>		<b>\$ 41,244</b>	<b>\$ 56,242</b>	<b>\$ 64,000</b>	<b>\$ 76,000</b>





# Fund Overview

## Special Revenue Funds (160)

### Landscape and Lighting Districts 1-40

#### Detailed Revenue Budget (Continued)

		FY 2021-22	FY 2022-23	FY 2023-24	FY 2024-25
		Actual	Actual	Estimated	Initial
				Year End	Budget
<b>District 31</b>					
160-12-211-31-361-000	Interest Income	\$ 1,953	\$ 6,377	\$ -	\$ -
160-12-211-31-363-000	Special Assessments	86,213	105,363	125,875	145,750
<b>Total District 31</b>		<b>\$ 88,166</b>	<b>\$ 111,740</b>	<b>\$ 125,875</b>	<b>\$ 145,750</b>
<b>District 32</b>					
160-12-211-32-361-000	Interest Income	\$ 1,002	\$ 3,048	\$ -	\$ -
160-12-211-32-363-000	Special Assessments	113,175	112,275	131,250	150,000
<b>Total District 32</b>		<b>\$ 114,177</b>	<b>\$ 115,323</b>	<b>\$ 131,250</b>	<b>\$ 150,000</b>
<b>District 33</b>					
160-12-211-33-361-000	Interest Income	\$ 3,216	\$ 9,636	\$ -	\$ -
160-12-211-33-363-000	Special Assessments	168,300	190,575	211,500	225,854
<b>Total District 33</b>		<b>\$ 171,516</b>	<b>\$ 200,211</b>	<b>\$ 211,500</b>	<b>\$ 225,854</b>
<b>District 34</b>					
160-12-211-34-361-000	Interest Income	\$ (1,701)	\$ (3,357)	\$ -	\$ -
160-12-211-34-363-000	Special Assessments	54,625	73,786	71,875	80,500
<b>Total District 34</b>		<b>\$ 52,924</b>	<b>\$ 70,430</b>	<b>\$ 71,875</b>	<b>\$ 80,500</b>
<b>District 35</b>					
160-12-211-35-361-000	Interest Income	\$ 2	\$ 93	\$ -	\$ -
160-12-211-35-363-000	Special Assessments	28,175	30,656	35,525	39,200
<b>Total District 35</b>		<b>\$ 28,177</b>	<b>\$ 30,749</b>	<b>\$ 35,525</b>	<b>\$ 39,200</b>
<b>District 36</b>					
160-12-211-36-361-000	Interest Income	\$ 765	\$ 2,522	\$ -	\$ -
160-12-211-36-363-000	Special Assessments	40,051	47,948	56,160	64,260
<b>Total District 36</b>		<b>\$ 40,815</b>	<b>\$ 50,470</b>	<b>\$ 56,160</b>	<b>\$ 64,260</b>
<b>District 38</b>					
160-12-211-38-361-000	Interest Income	\$ 554	\$ 2,348	\$ -	\$ -
160-12-211-38-363-000	Special Assessments	82,500	81,950	93,750	105,000
<b>Total District 38</b>		<b>\$ 83,054</b>	<b>\$ 84,298</b>	<b>\$ 93,750</b>	<b>\$ 105,000</b>



# Fund Overview

## Special Revenue Funds (160)

### Landscape and Lighting Districts 1-40

#### Detailed Revenue Budget (Continued)

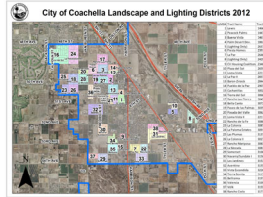
		FY 2021-22	FY 2022-23	FY 2023-24	FY 2024-25
		Actual	Actual	Estimated Year End	Initial Budget
<b>District 39</b>					
160-12-211-39-361-000	Interest Income	\$ -	\$ 357	\$ -	\$ -
160-12-211-39-363-000	Special Assessments	-	44,623.50	48,118	49,562
<b>Total District 39</b>		<b>\$ -</b>	<b>\$ 44,980</b>	<b>\$ 48,118</b>	<b>\$ 49,562</b>
<b>District 40</b>					
160-12-211-40-361-000	Interest Income	\$ -	\$ 68	\$ -	\$ -
160-12-211-40-363-000	Special Assessments	-	7,603.06	81,601	84,050
<b>Total District 40</b>		<b>\$ -</b>	<b>\$ 7,671</b>	<b>\$ 81,601</b>	<b>\$ 84,050</b>
<b>Total Landscaping &amp; Lighting Districts</b>		<b>\$ 2,087,665</b>	<b>\$ 2,237,861</b>	<b>\$ 2,538,148</b>	<b>\$ 2,760,927</b>



# Fund Overview

## Special Revenue Funds (160)

### Landscape and Lighting Districts 1-40



The Landscape and Lighting Districts were created to provide landscape and City light service to the districts that are considered benefit zones. These zones allow for the collection of levies on property that receives a direct benefit from the landscape and lighting provided.

#### Detailed Expense Budget:

		FY 2021-22	FY 2022-23	FY 2023-24	FY 2024-25
		Actual	Actual	Estimated Year End	Initial Budget
<b>Landscape and Lighting Districts</b>					
<b>General Allocation Items</b>					
160-00-195-00-110-000	Regular employees	\$ 18,758	\$ 100,041	\$ 126,274	\$ 148,700
160-00-195-00-114-000	Benefit and leave cash-in	1,467	2,144	10,198	20,137
160-00-195-00-117-000	Standby time/Overtime	-	8,601	-	-
160-00-195-00-132-000	Other salary payments	523	520	1,227	520
160-00-195-00-210-000	Group insurance	3,160	30,625	32,968	21,907
160-00-195-00-220-000	Payroll tax deductions	301	1,616	1,877	2,288
160-00-195-00-230-000	PERS contributions	2,485	8,554	20,261	25,770
160-00-195-00-334-000	Other Professional/contract Services	10,800	26,527	20,000	30,000
160-00-195-00-530-000	Communications	1,051	992	1,000	1,000
160-00-195-00-580-000	Meetings, conf. & travel	-	-	1,000	1,000
160-00-195-00-610-000	General supplies	2,974	8,583	3,500	3,500
160-00-195-00-918-101	Transfer Out-Gen Gov't Admin Fees	320,000	226,158	398,566	267,807
160-11-195-00-930-000	Allocation to Districts	(272,127)	(414,362)	(616,871)	(522,629)
<b>Total General Allocation Items</b>		<b>\$ 89,393</b>	<b>\$ 0</b>	<b>\$ (0)</b>	<b>\$ (0)</b>



# Fund Overview

## Special Revenue Funds (160)

### Landscape and Lighting Districts 1-40

#### Detailed Expense Budget (Continued)

	FY 2021-22 Actual	FY 2022-23 Actual	FY 2023-24 Estimated Year End	FY 2024-25 Initial Budget
<b>District 1</b>				
160-12-195-01-311-000 County Administrative Charges	\$ 133	\$ 133	\$ 185	\$ 185
160-12-195-01-312-000 District Administrative Allocation	2,347	3,494	3,839	2,769
160-12-195-01-334-000 Professional/contract services	9,222	10,437	9,000	9,000
160-12-195-01-430-000 Repair and maintenance services	3,192	1,976	400	400
160-12-195-01-620-000 Energy charges	2,875	2,668	3,230	3,300
<b>Total District 1</b>	<b>\$ 17,769</b>	<b>\$ 18,708</b>	<b>\$ 16,654</b>	<b>\$ 15,654</b>
<b>District 2</b>				
160-12-195-02-311-000 County Administrative Charges	\$ 134	\$ 134	\$ 186	\$ 186
160-12-195-02-312-000 District Administrative Allocation	1,400	2,134	2,929	2,101
160-12-195-02-334-000 Professional/contract services	6,012	6,012	6,800	6,800
160-12-195-02-620-000 Energy charges	2,946	2,761	2,790	2,790
<b>Total District 2</b>	<b>\$ 10,491</b>	<b>\$ 11,041</b>	<b>\$ 12,705</b>	<b>\$ 11,877</b>
<b>District 3</b>				
160-12-195-03-311-000 County Administrative Charges	\$ 152	\$ 152	\$ 207	\$ 207
160-12-195-03-312-000 District Administrative Allocation	1,736	3,594	3,478	2,472
160-12-195-03-334-000 Professional/contract services	4,524	6,037	5,100	5,500
160-12-195-03-430-000 Repair and maintenance services	290	4,016	1,500	1,000
160-12-195-03-620-000 Energy charges	5,100	4,382	4,800	4,800
<b>Total District 3</b>	<b>\$ 11,803</b>	<b>\$ 18,182</b>	<b>\$ 15,085</b>	<b>\$ 13,979</b>
<b>District 4</b>				
160-12-195-04-311-000 County Administrative Charges	\$ 111	\$ 111	\$ 159	\$ 159
160-12-195-04-312-000 District Administrative Allocation	636	1,009	1,430	1,108
160-12-195-04-334-000 Professional/contract services	3,012	3,012	3,713	4,000
160-12-195-04-620-000 Energy charges	1,098	1,023	900	1,000
<b>Total District 4</b>	<b>\$ 4,858</b>	<b>\$ 5,154</b>	<b>\$ 6,202</b>	<b>\$ 6,267</b>



# Fund Overview

## Special Revenue Funds (160)

### Landscape and Lighting Districts 1-40

#### Detailed Expense Budget (Continued)

		FY 2021-22	FY 2022-23	FY 2023-24	FY 2024-25
		Actual	Actual	Estimated Year End	Initial Budget
<b>District 6</b>					
160-12-195-06-311-000	County Administrative Charges	\$ 149	\$ 149	\$ 203	\$ 203
160-12-195-06-312-000	District Administrative Allocation	2,150	3,302	3,433	2,462
160-12-195-06-334-000	Professional/contract services	8,688	10,659	6,557	6,557
160-12-195-06-620-000	Energy charges	4,968	4,437	4,700	4,700
<b>Total District 6</b>		<b>\$ 15,955</b>	<b>\$ 18,547</b>	<b>\$ 14,893</b>	<b>\$ 13,922</b>
<b>District 7</b>					
160-12-195-07-311-000	County Administrative Charges	\$ 145	\$ 145	\$ 199	\$ 199
160-12-195-07-312-000	District Administrative Allocation	2,431	2,307	3,280	2,335
160-12-195-07-334-000	Professional/contract services	4,344	4,344	6,178	6,300
160-12-195-07-430-000	Repair and maintenance services	4,581	1,641	200	-
160-12-195-07-620-000	Energy charges	4,394	3,813	4,370	4,370
<b>Total District 7</b>		<b>\$ 15,895</b>	<b>\$ 12,251</b>	<b>\$ 14,227</b>	<b>\$ 13,204</b>
<b>District 8</b>					
160-12-195-08-311-000	County Administrative Charges	\$ 137	\$ 137	\$ 189	\$ 198
160-12-195-08-312-000	District Administrative Allocation	604	671	596	580
160-12-195-08-620-000	Energy charges	2,878	2,617	1,800	2,500
<b>Total District 8</b>		<b>\$ 3,619</b>	<b>\$ 3,425</b>	<b>\$ 2,585</b>	<b>\$ 3,278</b>
<b>District 9</b>					
160-12-195-09-311-000	County Administrative Charges	\$ 99	\$ 99	\$ 144	\$ 144
160-12-195-09-312-000	District Administrative Allocation	1,102	1,864	2,794	2,072
160-12-195-09-334-000	Professional/contract services	6,348	6,348	8,183	8,200
160-12-195-09-620-000	Energy charges	1,280	1,230	1,000	1,300
<b>Total District 9</b>		<b>\$ 8,829</b>	<b>\$ 9,540</b>	<b>\$ 12,121</b>	<b>\$ 11,716</b>





# Fund Overview

## Special Revenue Funds (160)

### Landscape and Lighting Districts 1-40

#### Detailed Expense Budget (Continued)

	FY 2021-22 Actual	FY 2022-23 Actual	FY 2023-24 Estimated Year End	FY 2024-25 Initial Budget
<b>District 10</b>				
160-12-195-10-311-000	\$ 114	\$ 114	\$ 162	\$ 162
160-12-195-10-312-000	1,092	1,648	685	1,560
160-12-195-10-334-000	7,654	5,613	924	5,600
160-12-195-10-620-000	1,197	1,068	1,200	1,500
160-12-195-10-910-182	-	-	25,000	-
<b>Total District 10</b>	<b>\$ 10,058</b>	<b>\$ 8,444</b>	<b>\$ 27,971</b>	<b>\$ 8,822</b>
<b>District 11</b>				
160-12-195-11-311-000	\$ 125	\$ 125	\$ 175	\$ 175
160-12-195-11-312-000	812	1,647	1,941	1,370
160-12-195-11-334-000	2,004	2,004	2,404	3,390
160-12-195-11-430-000	408	297	2,100	910
160-12-195-11-620-000	2,734	1,848	1,800	1,900
<b>Total District 11</b>	<b>\$ 6,083</b>	<b>\$ 9,002</b>	<b>\$ 8,420</b>	<b>\$ 7,745</b>
<b>District 12</b>				
160-12-195-12-311-000	\$ 115	\$ 115	\$ 163	\$ 163
160-12-195-12-312-000	815	1,750	2,686	2,315
160-12-195-12-334-000	3,162	5,370	6,002	7,913
160-12-195-12-620-000	1,991	1,833	2,800	2,700
<b>Total District 12</b>	<b>\$ 6,082</b>	<b>\$ 9,067</b>	<b>\$ 11,651</b>	<b>\$ 13,091</b>
<b>District 13</b>				
160-12-195-13-311-000	\$ 148	\$ 148	202	\$ 200
160-12-195-13-312-000	4,393	6,848	9,820	8,280
160-12-195-13-334-000	18,002	21,393	24,578	30,837
160-12-195-13-430-000	5,545	-	2,000	1,500
160-12-195-13-620-000	5,616	4,931	6,000	6,000
160-12-195-13-734-000	-	-	-	30,000
<b>Total District 13</b>	<b>\$ 33,704</b>	<b>\$ 33,321</b>	<b>\$ 72,600</b>	<b>\$ 76,817</b>





# Fund Overview

## Special Revenue Funds (160)

### Landscape and Lighting Districts 1-40

#### Detailed Expense Budget (Continued)

	FY 2021-22 Actual	FY 2022-23 Actual	FY 2023-24 Estimated Year End	FY 2024-25 Initial Budget
<b>District 14</b>				
160-12-195-14-311-000 County Administrative Charges	\$ 120	\$ 120	\$ 169	\$ 169
160-12-195-14-312-000 District Administrative Allocation	2,981	5,737	3,883	3,032
160-12-195-14-334-000 Professional/contract services	14,887	15,850	5,778	6,892
160-12-195-14-430-000 Repair and maintenance services	429	1,993	2,100	2,100
160-12-195-14-620-000 Energy charges	5,858	5,110	4,915	4,950
160-12-195-14-910-182 Transfer out 182 (LL-05)	-	-	500,000	-
<b>Total District 14</b>	<b>\$ 24,274</b>	<b>\$ 28,810</b>	<b>\$ 516,845</b>	<b>\$ 17,143</b>
<b>District 15</b>				
160-12-195-15-311-000 County Administrative Charges	\$ 105	\$ 105	\$ 151	\$ 151
160-12-195-15-312-000 District Administrative Allocation	2,635	3,617	4,369	2,978
160-12-195-15-334-000 Professional/contract services	7,574	7,104	7,517	8,792
160-12-195-15-430-000 Repair and maintenance services	1,597	7,321	2,000	-
160-12-195-15-620-000 Energy charges	5,809	4,985	4,915	4,915
<b>Total District 15</b>	<b>\$ 17,719</b>	<b>\$ 23,131</b>	<b>\$ 18,952</b>	<b>\$ 16,836</b>
<b>District 16</b>				
160-12-195-16-311-000 County Administrative Charges	\$ 287	\$ 287	\$ 364	\$ 364
160-12-195-16-312-000 District Administrative Allocation	52,947	86,161	159,778	197,747
160-12-195-16-334-000 Professional/contract services	248,295	205,630	450,000	750,000
160-12-195-16-430-000 Repair and maintenance services	90,490	44,991	13,000	100,000
160-12-195-16-620-000 Energy charges	51,068	44,548	69,970	69,970
160-12-195-16-910-182 Transfer out 182 (LL-03)	-	-	120,000	-
<b>Total District 16</b>	<b>\$ 446,050</b>	<b>\$ 386,073</b>	<b>\$ 813,112</b>	<b>\$ 1,118,081</b>
<b>District 17</b>				
160-12-195-17-311-000 County Administrative Charges	\$ 146	\$ 146	\$ 199	\$ 199
160-12-195-17-312-000 District Administrative Allocation	7,442	15,190	20,106	15,888
160-12-195-17-334-000 Professional/contract services	39,411	39,364	55,000	55,000
160-12-195-17-430-000 Repair and maintenance services	1,298	3,459	5,000	5,000
160-12-195-17-620-000 Energy charges	15,015	13,753	6,915	13,745
<b>Total District 17</b>	<b>\$ 63,311</b>	<b>\$ 71,912</b>	<b>\$ 87,220</b>	<b>\$ 89,832</b>



# Fund Overview

## Special Revenue Funds (160)

### Landscape and Lighting Districts 1-40

#### Detailed Expense Budget (Continued)

	FY 2021-22 Actual	FY 2022-23 Actual	FY 2023-24 Estimated Year End	FY 2024-25 Initial Budget
<b>District 18</b>				
160-12-195-18-311-000 County Administrative Charges	\$ 149	\$ 149	\$ 203	\$ 203
160-12-195-18-312-000 District Administrative Allocation	10,772	16,948	12,302	10,589
160-12-195-18-334-000 Professional/contract services	39,142	49,953	23,279	29,500
160-12-195-18-430-000 Repair and maintenance services	4,672	5,173	4,500	4,500
160-12-195-18-620-000 Energy charges	16,698	15,896	13,080	15,080
<b>Total District 18</b>	<b>\$ 71,433</b>	<b>\$ 88,119</b>	<b>\$ 53,364</b>	<b>\$ 59,872</b>
<b>District 19</b>				
160-12-195-19-311-000 County Administrative Charges	\$ 133	\$ 133	\$ 184	\$ 184
160-12-195-19-312-000 District Administrative Allocation	4,687	8,505	15,260	9,870
160-12-195-19-334-000 Professional/contract services	25,442	27,778	23,279	29,279
160-12-195-19-430-000 Repair and maintenance services	278	7,946	20,000	10,000
160-12-195-19-620-000 Energy charges	6,547	6,115	7,475	6,475
<b>Total District 19</b>	<b>\$ 37,087</b>	<b>\$ 50,476</b>	<b>\$ 66,198</b>	<b>\$ 55,808</b>
<b>District 20</b>				
160-12-195-20-311-000 County Administrative Charges	\$ 116	\$ 116	\$ 165	\$ 165
160-12-195-20-312-000 District Administrative Allocation	5,146	7,637	14,844	8,713
160-12-195-20-334-000 Professional/contract services	21,492	27,098	21,114	22,114
160-12-195-20-430-000 Repair and maintenance services	3,454	538	20,000	10,000
160-12-195-20-620-000 Energy charges	6,817	6,450	8,270	8,270
<b>Total District 20</b>	<b>\$ 37,024</b>	<b>\$ 41,840</b>	<b>\$ 64,393</b>	<b>\$ 49,262</b>
<b>District 21</b>				
160-12-195-21-311-000 County Administrative Charges	\$ 112	\$ 112	\$ 160	\$ 160
160-12-195-21-312-000 District Administrative Allocation	1,767	3,144	15,644	11,164
160-12-195-21-334-000 Professional/contract services	10,020	10,020	12,130	21,000
160-12-195-21-430-000 Repair and maintenance services	-	250	5,000	7,000
160-12-195-21-620-000 Energy charges	2,463	2,466	3,190	3,190
<b>Total District 21</b>	<b>\$ 14,362</b>	<b>\$ 15,992</b>	<b>\$ 36,124</b>	<b>\$ 42,514</b>



# Fund Overview

## Special Revenue Funds (160)

### Landscape and Lighting Districts 1-40

#### Detailed Expense Budget (Continued)

		FY 2021-22 Actual	FY 2022-23 Actual	FY 2023-24 Estimated Year End	FY 2024-25 Initial Budget
<b>District 22</b>					
160-12-195-22-311-000	County Administrative Charges	\$ 130	\$ 130	\$ 181	\$ 181
160-12-195-22-312-000	District Administrative Allocation	10,450	6,279	15,710	11,268
160-12-195-22-334-000	Professional/contract services	30,553	15,485	31,500	31,500
160-12-195-22-430-000	Repair and maintenance services	14,813	3,744	12,000	12,000
160-12-195-22-620-000	Energy charges	8,784	8,562	8,760	8,760
<b>Total District 22</b>		<b>\$ 64,731</b>	<b>\$ 34,200</b>	<b>\$ 68,151</b>	<b>\$ 63,709</b>
<b>District 23</b>					
160-12-195-23-311-000	County Administrative Charges	\$ 130	\$ 130	\$ 181	\$ 181
160-12-195-23-312-000	District Administrative Allocation	11,207	15,601	13,521	9,697
160-12-195-23-334-000	Professional/contract services	22,740	26,961	23,226	23,226
160-12-195-23-430-000	Repair and maintenance services	13,521	13,184	2,000	2,000
160-12-195-23-620-000	Energy charges	16,907	15,328	19,725	19,725
<b>Total District 23</b>		<b>\$ 64,505</b>	<b>\$ 71,204</b>	<b>\$ 58,653</b>	<b>\$ 54,829</b>
<b>District 24</b>					
160-12-195-24-311-000	County Administrative Charges	\$ 192	\$ 192	\$ 253	\$ 253
160-12-195-24-312-000	District Administrative Allocation	36,566	60,236	72,276	51,837
160-12-195-24-334-000	Professional/contract services	176,928	178,956	195,000	195,000
160-12-195-24-430-000	Repair and maintenance services	6,138	15,181	8,000	8,000
160-12-195-24-620-000	Energy charges	43,077	36,501	38,000	38,000
<b>Total District 24</b>		<b>\$ 262,901</b>	<b>\$ 291,066</b>	<b>\$ 313,529</b>	<b>\$ 293,090</b>
<b>District 25</b>					
160-12-195-25-311-000	County Administrative Charges	\$ 119	\$ 119	\$ 167	\$ 167
160-12-195-25-312-000	District Administrative Allocation	4,377	8,318	12,608	6,894
160-12-195-25-334-000	Professional/contract services	18,768	20,099	14,688	14,688
160-12-195-25-430-000	Repair and maintenance services	2,102	2,761	20,000	10,000
160-12-195-25-620-000	Energy charges	6,680	5,732	7,230	7,230
<b>Total District 25</b>		<b>\$ 32,046</b>	<b>\$ 37,029</b>	<b>\$ 54,693</b>	<b>\$ 38,979</b>



# Fund Overview

## Special Revenue Funds (160)

### Landscape and Lighting Districts 1-40

#### Detailed Expense Budget (Continued)

		FY 2021-22	FY 2022-23	FY 2023-24	FY 2024-25
		Actual	Actual	Estimated	Initial
				Year End	Budget
<b>District 26</b>					
160-12-195-26-312-000	District Administrative Allocation	\$ -	\$ 2,444	\$ -	\$ -
160-12-195-26-334-000	Professional/contract services	-	9,950	-	-
160-12-195-26-430-000	Repair and maintenance services	864	1,164	-	-
<b>Total District 26</b>		<b>\$ 864</b>	<b>\$ 13,558</b>	<b>\$ -</b>	<b>\$ -</b>
<b>District 27</b>					
160-12-195-27-311-000	County Administrative Charges	\$ 128	\$ 128	\$ 178	\$ 178
160-12-195-27-312-000	District Administrative Allocation	4,616	5,596	11,967	8,583
160-12-195-27-334-000	Professional/contract services	19,624	17,846	27,226	27,226
160-12-195-27-430-000	Repair and maintenance services	1,851	2,180	6,500	6,500
160-12-195-27-620-000	Energy charges	3,467	3,455	6,040	6,040
<b>Total District 27</b>		<b>\$ 29,685</b>	<b>\$ 29,205</b>	<b>\$ 51,911</b>	<b>\$ 48,527</b>
<b>District 28</b>					
160-12-195-28-311-000	County Administrative Charges	\$ 149	\$ 149	\$ 203	\$ 203
160-12-195-28-312-000	District Administrative Allocation	9,321	13,423	15,586	15,586
160-12-195-28-334-000	Professional/contract services	26,729	40,847	30,279	35,000
160-12-195-28-430-000	Repair and maintenance services	2,459	11,522	6,500	5,000
160-12-195-28-620-000	Energy charges	15,169	15,667	15,040	15,040
<b>Total District 28</b>		<b>\$ 53,827</b>	<b>\$ 81,608</b>	<b>\$ 67,608</b>	<b>\$ 70,829</b>
<b>District 29</b>					
160-12-195-29-311-000	County Administrative Charges	\$ 142	\$ 142	\$ 195	\$ 195
160-12-195-29-312-000	District Administrative Allocation	9,230	14,810	18,691	18,691
160-12-195-29-334-000	Professional/contract services	31,993	48,129	32,931	35,202
160-12-195-29-430-000	Repair and maintenance services	5,497	2,096	20,000	20,000
160-12-195-29-620-000	Energy charges	8,581	8,433	10,160	10,160
<b>Total District 29</b>		<b>\$ 55,444</b>	<b>\$ 73,610</b>	<b>\$ 81,977</b>	<b>\$ 84,248</b>
<b>District 30</b>					
160-12-195-30-311-000	County Administrative Charges	\$ 145	\$ 145	\$ 198	\$ 198
160-12-195-30-312-000	District Administrative Allocation	7,778	13,473	19,895	19,895
160-12-195-30-334-000	Professional/contract services	35,464	35,363	33,396	33,396
160-12-195-30-430-000	Repair and maintenance services	3,626	6,754	20,000	20,000
160-12-195-30-620-000	Energy charges	11,178	9,811	12,810	12,810
<b>Total District 30</b>		<b>\$ 58,191</b>	<b>\$ 65,546</b>	<b>\$ 86,299</b>	<b>\$ 86,299</b>





# Fund Overview

## Special Revenue Funds (160)

### Landscape and Lighting Districts 1-40

#### Detailed Expense Budget (Continued)

	FY 2021-22 Actual	FY 2022-23 Actual	FY 2023-24 Estimated Year End	FY 2024-25 Initial Budget
<b>District 31</b>				
160-12-195-31-311-000 County Administrative Charges	\$ 183	\$ 183	\$ 242	\$ 242
160-12-195-31-312-000 District Administrative Allocation	14,449	16,863	27,157	27,157
160-12-195-31-334-000 Professional/contract services	44,214	44,928	41,070	41,070
160-12-195-31-430-000 Repair and maintenance services	13,803	14,949	35,100	35,100
160-12-195-31-620-000 Energy charges	11,268	9,572	14,230	14,230
<b>Total District 31</b>	<b>\$ 83,917</b>	<b>\$ 86,495</b>	<b>\$ 117,799</b>	<b>\$ 117,799</b>
<b>District 32</b>				
160-12-195-32-311-000 County Administrative Charges	\$ 177	\$ 177	\$ 236	\$ 236
160-12-195-32-312-000 District Administrative Allocation	15,122	18,756	27,730	27,730
160-12-195-32-334-000 Professional/contract services	82,007	54,127	49,996	49,996
160-12-195-32-430-000 Repair and maintenance services	14,078	7,184	24,400	24,400
160-12-195-32-620-000 Energy charges	14,186	13,783	17,920	17,920
<b>Total District 32</b>	<b>\$ 125,571</b>	<b>\$ 94,027</b>	<b>\$ 120,282</b>	<b>\$ 120,282</b>
<b>District 33</b>				
160-12-195-33-311-000 County Administrative Charges	\$ 189	\$ 189	\$ 249	\$ 249
160-12-195-33-312-000 District Administrative Allocation	22,429	31,422	29,293	29,293
160-12-195-33-334-000 Professional/contract services	122,533	99,642	48,149	48,149
160-12-195-33-430-000 Repair and maintenance services	13,943	7,872	20,000	20,000
160-12-195-33-910-182 Transfer out 182 (LL-04)	-	-	750,000	-
<b>Total District 33</b>	<b>\$ 178,285</b>	<b>\$ 155,946</b>	<b>\$ 877,061</b>	<b>\$ 97,691</b>
<b>District 34</b>				
160-12-195-34-311-000 County Administrative Charges	\$ 129	\$ 129	\$ 166	\$ 166
160-12-195-34-312-000 District Administrative Allocation	3,905	6,705	6,940	4,978
160-12-195-34-334-000 Professional/contract services	11,908	15,051	12,900	12,900
160-12-195-34-430-000 Repair and maintenance services	-	6,598	4,500	4,500
160-12-195-34-620-000 Energy charges	5,616	5,665	5,600	5,600
<b>Total District 34</b>	<b>\$ 21,557</b>	<b>\$ 34,147</b>	<b>\$ 30,106</b>	<b>\$ 28,144</b>



# Fund Overview

## Special Revenue Funds (160)

### Landscape and Lighting Districts 1-40

#### Detailed Expense Budget (Continued)

		FY 2021-22	FY 2022-23	FY 2023-24	FY 2024-25
		Actual	Actual	Estimated Year End	Initial Budget
<b>District 35</b>					
160-12-195-35-311-000	County Administrative Charges	\$ 105	\$ 105	\$ 152	\$ 152
160-12-195-35-312-000	District Administrative Allocation	3,733	8,175	4,757	4,528
160-12-195-35-334-000	Professional/contract services	11,186	20,027	3,406	8,600
160-12-195-35-430-000	Repair and maintenance services	550	15,358	5,000	5,000
160-12-195-35-620-000	Energy charges	5,269	5,052	7,320	7,320
<b>Total District 35</b>		<b>\$ 20,843</b>	<b>\$ 48,718</b>	<b>\$ 20,635</b>	<b>\$ 25,600</b>
<b>District 36</b>					
160-12-195-36-311-000	County Administrative Charges	\$ 126	\$ 126	\$ 176	\$ 176
160-12-195-36-312-000	District Administrative Allocation	6,265	6,138	15,531	11,139
160-12-195-36-334-000	Professional/contract services	32,376	25,532	31,226	31,226
160-12-195-36-430-000	Repair and maintenance services	-	274	15,000	15,000
160-12-195-36-620-000	Energy charges	3,214	3,569	5,440	5,440
<b>Total District 36</b>		<b>\$ 41,981</b>	<b>\$ 35,638</b>	<b>\$ 67,373</b>	<b>\$ 62,981</b>
<b>District 38</b>					
160-12-195-38-311-000	County Administrative Charges	\$ 141	\$ 141	\$ 194	\$ 194
160-12-195-38-312-000	District Administrative Allocation	4,786	8,868	13,360	9,582
160-12-195-38-334-000	Professional/contract services	19,136	22,753	30,500	30,500
160-12-195-38-430-000	Repair and maintenance services	2,970	5,955	5,000	5,000
160-12-195-38-620-000	Energy charges	6,770	5,804	8,900	8,900
<b>Total District 38</b>		<b>\$ 33,804</b>	<b>\$ 43,522</b>	<b>\$ 57,954</b>	<b>\$ 54,176</b>
<b>District 39</b>					
160-12-195-39-311-000	County Administrative Charges	\$ -	\$ 126	\$ 194	\$ 194
160-12-195-39-312-000	District Administrative Allocation	-	28	14,247	10,219
160-12-195-39-334-000	Professional/contract services	-	-	28,264	28,264
160-12-195-39-430-000	Repair and maintenance services	-	-	8,200	8,200
160-12-195-39-620-000	Energy charges	-	-	10,900	10,900
<b>Total District 39</b>		<b>\$ -</b>	<b>\$ 153</b>	<b>\$ 61,805</b>	<b>\$ 57,777</b>
<b>District 40</b>					
160-12-195-40-311-000	County Administrative Charges	\$ -	\$ -	\$ 194	\$ 194
160-12-195-40-312-000	District Administrative Allocation	-	-	14,247	10,219
160-12-195-40-334-000	Professional/contract services	-	-	28,264	28,264
160-12-195-40-430-000	Repair and maintenance services	-	-	8,200	8,200
160-12-195-40-620-000	Energy charges	-	-	10,900	10,900
<b>Total District 40</b>		<b>\$ -</b>	<b>\$ -</b>	<b>\$ 61,805</b>	<b>\$ 57,777</b>
<b>Total Landscaping &amp; Lighting Districts</b>		<b>\$ 2,073,947</b>	<b>\$ 2,059,294</b>	<b>\$ 4,068,963</b>	<b>\$ 3,008,457</b>







# Fund Overview

## Special Revenue Funds (179)

### Refuse



The refuse fund is used to collect, account for, and remit proceeds derived from the collection of residential refuse service throughout the City limits. The City contracts with Burrtec Waste Management for this service. In addition, service charge collections were placed on the property tax bills beginning July 1, 2009 and then remitted to the City by the County Auditor Controller. Of the total amount collected the City receives a franchise fee in the amount of 8.4% in addition to a yearly administration payment of \$20,000.

#### Detailed Revenue Budget

		FY 2021-22	FY 2022-23	FY 2023-24	FY 2024-25
		Actual	Actual	Estimated Year End	Initial Budget
<b>Refuse</b>					
179-21-211-40-344-000	Utility Service Revenue	\$ 2,830,832	\$ 3,134,288	\$ 3,500,000	\$ 3,075,457
179-21-211-70-361-000	Interest Income	(472)	-	-	
<b>Total Refuse Fund</b>		<b>\$ 2,830,360</b>	<b>\$ 3,134,288</b>	<b>\$ 3,500,000</b>	<b>\$ 3,075,457</b>

#### Detailed Expenditure Budget

		FY 2021-22	FY 2022-23	FY 2023-24	FY 2024-25
		Actual	Actual	Estimated Year End	Initial Budget
<b>Refuse</b>					
179-21-115-10-334-000	Professional/contract services	\$ 2,561,519	\$ 2,793,394	\$ 2,687,479	\$ 2,706,402
179-21-115-10-335-000	Franchise Fee expense	339,700	376,115	366,474	369,055
<b>Total Refuse</b>		<b>\$ 2,901,219</b>	<b>\$ 3,169,508</b>	<b>\$ 3,053,953</b>	<b>\$ 3,075,457</b>



# Fund Overview

## Special Revenue Funds (242)

### Community Facility District - Police Protection Services



On September 14, 2005 the Coachella City Council created a Community Facilities District to help fund public safety expenses incurred by new development. Services provided include the operation and maintenance of law enforcement, fire and paramedic services.



The annual cost include \$480.40 for fire protection services and \$930.77 for police services.



### Detailed Revenue Budget

	FY 2021-22 Actual	FY 2022-23 Actual	FY 2023-24 Estimated Year End	FY 2024-25 Initial Budget
<b>Community Facility District-Police</b>				
242-12-311-70-361-000 Interest Income	\$ (849)	\$ (1,705)	\$ -	\$ -
242-12-363-50-363-000 Special Assessments (62%)	1,309,824	1,476,726	1,783,500	1,868,986
<b>Total Community Facility District-Police</b>	<b>\$ 1,308,975</b>	<b>\$ 1,475,022</b>	<b>\$ 1,783,500</b>	<b>\$ 1,868,986</b>

### Detailed Expenditure Budget

	FY 2021-22 Actual	FY 2022-23 Actual	FY 2023-24 Estimated Year End	FY 2024-25 Initial Budget
<b>Community Facility District - Police</b>				
242-12-110-10-311-000 Official administrative	\$ 5,902	\$ 13,011	\$ 6,000	\$ 6,000
242-12-110-10-910-101 Operating transfers out	1,294,973	1,426,000	1,777,500	1,868,986
<b>Total Community Facility District - Police Services</b>	<b>\$ 1,300,875</b>	<b>\$ 1,439,011</b>	<b>\$ 1,783,500</b>	<b>\$ 1,874,986</b>



# Fund Overview

## Debt Service Funds (195)

### Debt Service

The purpose of the Debt Service Fund is to account for the payment of principal and interest due on the City’s debt.

#### Detailed Revenue Budget

		FY 2021-22	FY 2022-23	FY 2023-24	FY 2024-25
		Actual	Actual	Estimated Year End	Initial Budget
<b>Debt Service</b>					
195-12-211-90-101-000	Transfers In From Fund 101	\$ 1,020,845	\$ 1,021,261	\$ 1,613,519	\$ 1,567,103
195-12-170-70-365-000	Interest Income - fiscal agent	341	(1,311)	-	-
195-12-211-90-111-000	Transfer In From Fund 111	363,500	365,096	354,400	369,100
<b>Total Debt Service</b>		<b>\$ 1,384,686</b>	<b>\$ 1,385,046</b>	<b>\$ 1,967,919</b>	<b>\$ 1,936,203</b>

#### Detailed Expenditure Budget

		FY 2021-22	FY 2022-23	FY 2023-24	FY 2024-25
		Actual	Actual	Estimated Year End	Initial Budget
<b>Debt Service</b>					
195-12-311-10-334-000	Professional Services	\$ 10,140	\$ 12,045	\$ 10,500	\$ 12,500
195-12-311-10-851-000	Principal Payments-Coachella Lease Bonds	290,000	300,000	315,000	325,000
195-12-311-10-851-019	Principal Payments-Gas Tax Bonds 19	185,000	190,000	195,000	205,000
195-12-311-10-851-020	Principal Payments - POB's	714,586	739,597	750,316	761,034
195-12-311-10-852-000	Interest Payments-Coachella Lease Bonds	320,927	309,331	297,331	284,731
195-12-311-10-852-019	Int Payments-Gas Tax Bonds 19	174,400	167,000	159,400	151,600
195-12-311-10-853-020	Interest Payments-POBs	303,064	277,068	268,540	253,004
195-12-311-10-851-023	Principal Payments-Energy Project	-	-	-	230,296
195-12-311-10-853-023	Int Payments-Energy Project	-	-	-	157,635
<b>Total Debt Service</b>		<b>\$ 2,007,131</b>	<b>\$ 1,995,042</b>	<b>\$ 1,996,087</b>	<b>\$ 2,380,800</b>



# Coachella Sanitary District

The Coachella Sanitary District was created to provide sanitation and sewage treatment services to the City of Coachella. The District is considered to be a component unit of the City and has been blended into the City’s general purpose financial statements for reporting. At the same time, the District is a separate legal entity and must have its own budget and a resolution to adopt it.



The adopted budget for the Coachella Sanitary District is based on total revenues budgeted to cover the cost of operations and debt service plus related depreciation. FY 2019-20 revenues from charges for service are projected to be \$5.88 million. This amount does not include revenue from connection fees which are restricted for capital improvements and are projected to be \$.94 million. The connections have dropped considerably since the peak due to the housing and mortgage crises. A rate increase was implemented in July 2008 as part of our commitment in securing USDA loans to expand the sewer treatment plant.

The Sanitary District has seen an increase in costs due to increased personnel, equipment replacement and growth in the District. Many of these new costs are required to comply with the more stringent requirements of the State Water Quality Standards Board.



**COACHELLA**  
**WATER AUTHORITY & SANITARY DISTRICT**  
*SERVICE. VALUE. QUALITY.*





# Sanitary District

## Sewer Connection Fees

### Detailed Revenue Budget

		FY 2021-22	FY 2022-23	FY 2023-24	FY 2024-25
		Actual	Actual	Estimated	Initial
				Year End	Budget
<b>Sewer Connection Fees</b>					
	<b>Connection Fees</b>				
360-21-211-40-342-000	Connection Fees	\$ 1,024,950	\$ 1,203,153	\$ 1,003,913	\$ 1,125,454
360-21-211-70-361-000	Interest Income	37,048	25,259	35,000	25,000
360-21-170-70-364-000	Unrealized gain/loss on investment	(197,308)	(39,483)	-	-
<b>Total Sewer Connection Fees</b>		<b>\$ 864,689</b>	<b>\$ 1,188,929</b>	<b>\$ 1,038,913</b>	<b>\$ 1,150,454</b>

### Detailed Expenditure Budget

		FY 2021-22	FY 2022-23	FY 2023-24	FY 2024-25
		Actual	Actual	Estimated	Initial
				Year End	Budget
<b>Sanitary Connection Fees</b>					
360-21-205-10-910-361	Transfer out to fund 361 (SWRCB Loan)	\$ 1,505,256	\$ 1,505,256	\$ 1,505,256	\$ 1,505,256
360-21-448-10-910-361	Transfer out to fund 361 (S-18)	-	-	-	118,000
360-21-449-10-910-361	Transfer out to fund 361 (S-19)	-	-	-	379,350
360-21-205-10-911-361	Transfer out - Fund 361 CIP	2,125,621	-	-	-
360-21-457-10-910-000	Transfer out to fund 361 (S-27)	-	-	-	30,000
360-21-458-10-910-000	Transfer out to fund 361 (S-28)	-	-	-	30,000
360-21-459-10-910-000	Transfer out to fund 361 (S-29)	-	-	-	373,965
<b>Total Transfers Out</b>		<b>\$ 3,630,877</b>	<b>\$ 1,505,256</b>	<b>\$ 1,505,256</b>	<b>\$ 2,436,571</b>





# Sanitary District

## Detailed Revenue Budget

	FY 2021-22 Actual	FY 2022-23 Actual	FY 2023-24 Estimated Year End	FY 2024-25 Initial Budget
<b>General Revenues</b>				
361-21-110-10-301-000 Secured Property Tax	\$ 97,495	\$ 42,799	\$ 100,000	\$ 55,000
361-21-110-10-303-000 Supplemental Property Tax	7,155	9,222	7,000	7,000
361-21-110-10-304-000 Unsecured Property Tax	3,321	5,414	2,000	2,000
361-21-110-10-319-000 Delinquent Taxes, Interest & Penalties	741	561	-	-
361-21-211-30-333-000 Homeowners Prop Tax Relief	422	395	-	-
361-21-110-10-396-000 RPTTF Pass-Through	119,562	138,860	120,000	120,000
<b>Total Sanitary District - General Revenue</b>	<b>\$ 228,704</b>	<b>\$ 197,251</b>	<b>\$ 229,000</b>	<b>\$ 184,000</b>
<b>Charges for Service</b>				
361-21-211-40-344-000 Utility Service Revenue	\$ 6,628,586	\$ 7,004,069	\$ 7,050,000	\$ 7,100,000
<b>Total Sanitary District - Charges for Service</b>	<b>\$ 6,628,586</b>	<b>\$ 7,004,069</b>	<b>\$ 7,050,000</b>	<b>\$ 7,100,000</b>
<b>Other Revenue</b>				
361-21-170-70-364-000 Unrealized gain/loss on investment	\$ (87,513)	\$ (123,948)	\$ -	\$ -
361-21-170-70-365-000 Interest Income - fiscal agent	40	3,341	-	-
361-21-211-70-361-000 Interest Income	15,854	71,951	20,000	20,000
361-21-211-90-369-000 Other Revenue	86,693	1,240	-	-
361-21-444-30-330-000 Prop 1 DAC Involvement Grant(S-14)	-	16,092	-	-
361-21-445-30-330-000 Prop 84 DWR-Shady Ln (S-15)	2,462	32,037	1,889,457	-
361-21-345-30-331-503 State grant revenue-CVMC (SD-03)	-	-	-	-
361-21-445-30-331-000 CWSRF-Shady Ln (S-15)	-	-	-	1,575,000
<b>Total Sanitary District - Other Revenue</b>	<b>\$ 17,536</b>	<b>\$ 713</b>	<b>\$ 1,909,457</b>	<b>\$ 1,595,000</b>
<b>Total Sanitary District - Charges for Service and Other Revenue</b>	<b>\$ 6,646,122</b>	<b>\$ 7,004,782</b>	<b>\$ 8,959,457</b>	<b>\$ 8,695,000</b>
<b>Total Revenues Before Transfers</b>	<b>\$ 7,510,811</b>	<b>\$ 8,193,711</b>	<b>\$ 9,998,370</b>	<b>\$ 10,029,454</b>



# Sanitary District

## Detailed Revenue Budget

	FY 2021-22 Actual	FY 2022-23 Actual	FY 2023-24 Estimated Year End	FY 2024-25 Initial Budget
<b>Transfers In</b>				
361-21-205-90-360-000 Transfers In From Fund 360 (SWRCB Loan)	\$ 1,505,256	\$ 1,505,256	\$ 1,505,256	\$ 1,505,256
361-21-439-90-360-000 Transfers In From Fund 360 (S-09)	-	-	-	-
361-21-444-90-152-000 Transfers In From Fund 152 (S-14)	-	-	-	-
361-21-448-90-360-000 Transfers In From Fund 360 (S-18)	-	-	-	-
361-21-454-90-360-000 Transfers In From Fund 360 (S-24)	-	-	-	-
361-21-449-90-360-000 Transfers In From Fund 360 (S-19)	-	-	-	-
361-21-449-90-361-000 Transfers In From Fund 360 (S-19)	-	-	-	-
361-21-448-90-152-000 Transfers In From Fund 152 (S-18) ARPA	-	-	-	1,500,000
361-21-459-90-152-000 Transfers In From Fund 152 (S-29) ARPA	-	-	-	710,000
361-21-XXX-90-XXX Account Title	-	-	-	-
361-21-XXX-90-XXX Account Title	-	-	-	-
<b>Total Sanitary District - Transfers In</b>	<b>\$ 1,505,256</b>	<b>\$ 1,505,256</b>	<b>\$ 1,505,256</b>	<b>\$ 3,715,256</b>
<b>Total Sanitary District</b>	<b>\$ 9,244,771</b>	<b>\$ 9,896,219</b>	<b>\$ 11,732,626</b>	<b>\$ 13,744,710</b>



# Sanitary District

## Detailed Expense Budget - Administration

	FY 2021-22 Actual	FY 2022-23 Actual	FY 2023-24 Estimated Year End	FY 2024-25 Initial Budget
<b>Sanitary District Administration</b>				
361-21-115-10-110-000 Regular employees	\$ 473,581	\$ 587,088	\$ 705,390	\$ 686,152
361-21-115-10-114-000 Benefit and leave cash-in	46,711	48,978	74,973	79,845
361-21-115-10-117-000 Stand-by time/overtime	3,821	3,470	2,000	1,500
361-21-115-10-120-000 Temporary/part-time employees	59,643	76,883	-	-
361-21-115-10-132-000 Other salary payments	4,423	4,300	12,060	11,115
361-21-115-10-210-000 Group insurance	140,088	136,077	147,912	162,372
361-21-115-10-220-000 Payroll tax deductions	8,515	9,515	10,957	10,741
361-21-115-10-230-000 PERS contributions	(62,320)	48,305	81,765	79,781
361-21-115-10-240-000 Pension Expense	(2,697,702)	2,483,000	-	-
361-21-115-10-310-000 Official/administrative	102,602	120,583	120,000	90,000
361-21-115-10-311-000 County administrative charges	4,737	4,837	-	5,000
361-21-115-10-331-000 Audit services	-	-	11,550	-
361-21-115-10-334-000 Other professional/contract services	64,060	115,815	165,000	165,000
361-21-115-10-334-001 Merchant Account Fees	8,581	7,587	-	-
361-21-115-10-335-000 Franchise Fee expense	150,000	249,996	150,000	142,000
361-21-115-10-336-000 In lieu taxes	99,996	-	99,996	99,996
361-21-115-10-430-000 Repair and maintenance services	48	-	-	-
361-21-115-10-530-000 Communications	12,722	11,392	11,000	10,000
361-21-115-10-540-000 Advertising	175	-	-	-
361-21-115-10-580-000 Meetings, conferences and travel	1,193	1,431	5,000	10,000
361-21-115-10-610-000 General supplies	10,617	12,018	10,000	10,000
361-21-115-10-611-000 Minor Equipment	5,815	8,320	5,000	5,000
361-21-115-10-612-000 Minor Software	5,510	5,700	8,000	8,000
361-21-115-10-641-000 Dues and subscriptions	11,408	33,259	28,500	28,500
361-21-115-10-801-000 Miscellaneous	2,000	725	-	-
361-21-115-10-851-011 Principal pmt - USDA Ave 54 Loan	-	-	-	60,000
361-21-115-10-851-015 Principal payments 2015A	-	-	195,000	205,000
361-21-115-10-851-105 Principal pmt - 2005 B	-	-	101,244	105,464
361-21-115-10-851-205 Principal pmt - 2005 SWB	-	-	1,374,383	1,405,994
361-21-115-10-851-020 Principal pmt - 2020 POB Bonds	-	-	159,241	159,241
361-21-115-10-852-015 Interest payments 2015A	128,099	119,226	112,175	102,425
361-21-115-10-852-054 Int Exp - USDA Ave 54 Loan	57,578	61,530	57,252	52,858
361-21-115-10-852-105 Int Exp - 2005 B	161,003	156,031	154,008	149,745
361-21-115-10-852-205 Int Exp - 2005 State Water Board	184,426	154,048	130,873	99,262
361-21-115-10-852-020 Interest payments - 2020 POB Bonds	61,107	57,149	54,129	52,939
361-21-115-10-891-000 Depreciation expense	1,394,188	1,460,773	1,450,000	1,460,000
361-21-115-10-892-000 Amortization expense	-	-	22,623	22,623
361-00-115-00-918-101 Transfer Out-Gen Gov't Admin Fees	981,028	798,920	1,123,407	1,142,853
361-21-120-10-802-000 Bad debt expense	-	1,000	-	-
361-21-120-10-621-000 Fuel-Sanitation Dept. Only	18,602	42,450	-	42,000
<b>Total Sanitary District Administration</b>	<b>\$ 1,442,256</b>	<b>\$ 6,820,405</b>	<b>\$ 6,583,438</b>	<b>\$ 6,665,407</b>



# Coachella Sanitary District

## Detailed Expense Budget - Operations

	FY 2021-22	FY 2022-23	FY 2023-24	FY 2024-25
	Actual	Actual	Estimated Year End	Initial Budget
<b>Sanitary District Operations</b>				
361-21-120-10-110-000 Regular employees	\$ 843,010	\$ 873,528	\$ 935,314	\$ 1,125,989
361-21-120-10-114-000 Benefit and leave cash-in	120,468	58,416	90,027	120,047
361-21-120-10-117-000 Stand-by time/overtime	57,958	60,695	79,880	79,720
361-21-120-10-132-000 Other salary payments	1,045	1,040	7,366	8,867
361-21-120-10-210-000 Group insurance	182,742	180,312	240,126	292,439
361-21-120-10-220-000 Payroll tax deductions	14,849	14,418	15,283	18,221
361-21-120-10-230-000 PERS contributions	(109,286)	87,995	116,717	148,077
361-21-120-10-334-000 Professional/contract services	37,010	60,300	100,000	240,000
361-21-120-10-334-001 Professional/contract services - lab	42,765	38,416	55,000	55,000
361-21-120-10-430-000 Repair and maintenance services	55,632	107,543	100,000	192,000
361-21-120-10-442-000 Rental of equipment and vehicles	22,927	17,110	20,000	60,000
361-21-120-10-610-000 General supplies	207,426	179,034	200,000	200,000
361-21-120-10-611-000 Minor Equip, Furniture, <5,000	-	4,382	5,000	5,000
361-21-120-10-612-000 Software	4,992	4,992	-	5,000
361-21-120-10-620-000 Energy charges	705,780	735,654	682,228	820,000
361-21-120-10-741-000 Machinery and equipment	-	-	45,000	40,000
361-21-120-10-742-000 Vehcles	5,832	0	-	45,000
361-21-120-10-801-000 Miscellaneous	-	12,116	-	-
<b>Total Sanitary District Operations</b>	<b>\$ 2,193,152</b>	<b>\$ 2,435,951</b>	<b>\$ 2,691,941</b>	<b>\$ 3,455,359</b>
<b>Total Sanitary District Administration &amp; Operations</b>	<b>\$ 3,635,408</b>	<b>\$ 9,256,356</b>	<b>\$ 9,275,379</b>	<b>\$ 10,120,766</b>



# Coachella Sanitary District

## Detailed Expense Budget - Capital Projects

	FY 2021-22 Actual	FY 2022-23 Actual	FY 2023-24 Estimated Year End	FY 2024-25 Initial Budget
<b>Sanitary District - Capital Expenditures</b>				
361-21-445-60-737-000 S-15 Shady Lane / Amezcua Septic to Sewer Conve	\$ -	\$ -	\$ 1,889,457	\$ 1,565,000
361-21-448-60-737-000 S-18 Capacity Imp. Tyler from Ave 53 to Ave 54	-	-	107,000	0
361-21-449-60-737-000 S-19 Capacity Imp. Ave 50 from Coronado to Har	-	-	331,000	421,500
361-21-457-60-737-000 S-27 Ave 52 Extension to Jackson	-	-	100,000	30,000
361-21-458-60-737-000 S-28 Ave 51Extension to Jackson	-	-	100,000	30,000
361-21-459-60-737-000 S-29 Headworks Screening Improvement	-	-	-	1,083,965
361-21-460-60-737-000 SCADA System Upgrade	-	-	-	300,000
<b>Total Capital Expenditures</b>	<b>\$ -</b>	<b>\$ -</b>	<b>\$ 2,527,457</b>	<b>\$ 3,430,465</b>
<b>Total Sanitary District</b>	<b>\$ 7,266,285</b>	<b>\$ 10,761,612</b>	<b>\$ 13,308,092</b>	<b>\$ 15,987,802</b>





# Coachella Water Authority



The Coachella Water Authority is a joint powers agency (JPA) organized and existing under and by virtue of Articles 1 through 4 of Chapter 5 of Division 7 of Title 1 commencing with 6500 of the California Government Code, as amended. The City and the Coachella Redevelopment Agency entered into a Joint Exercise of Powers Agreement dated July 1, 2003 to establish the Authority. The Authority is governed by a Board of five members comprised of the same individuals who are members of the City Council of the City of Coachella. The Authority was created for the purpose, among other things, of providing financing related to any utility system or service through the lease, acquisition or construction of such capital improvements. Under the bond law, the Authority has the power to issue bonds to pay the costs of public capital improvements.

Prior to the establishment of the Authority, the City of Coachella treated the water utility as an enterprise fund that was self-sustaining and that generated its revenue from user charges. The water utility's operations have not changed with the creation of the Authority.

The service area of the Authority is the same as the City limits and the City's sphere of influence. As the City becomes more developed, the demand for water services grows proportionately. Accordingly, the growth of the water system should not require an increase in size of the service area unless annexations are undertaken. However, as expected, the linear footage of the system is expanding as the growth fills in the space within the City's service area.

On March 24, 2010 the Board of Directors approved a five-year rate structure. Water service charges were increased on May 1, 2010 and are scheduled to increase on January 1 for four year beginning in 2011.





# Water Authority

## Water Connection Fees

### Detailed Revenue Budget

	FY 2021-22 Actual	FY 2022-23 Actual	FY 2023-24 Estimated Year End	FY 2024-25 Initial Budget
<b>Water Connection Fees</b>				
177-21-211-40-342-000 Connection Fees	\$ 852,882	\$ 913,497	\$ 1,481,350	\$ 962,875
177-21-211-70-361-000 Interest Income	60,372	126,761	50,000	25,000
177-21-170-70-364-000 Unrealized gain/loss on investment	(320,486)	(234,812)	-	-
<b>Total Water - Connection Fees</b>	<b>\$ 592,768</b>	<b>\$ 805,446</b>	<b>\$ 1,531,350</b>	<b>\$ 987,875</b>

### Detailed Expense Budget

	FY 2021-22 Actual	FY 2022-23 Actual	FY 2023-24 Estimated Year End	FY 2024-25 Initial Budget
<b>Water Connection Fees</b>				
177-21-446-10-910-178 Transfer to fund 178 (W-46)	\$ -	\$ -	\$ 150,000	\$ 320,000
177-21-449-10-910-178 Transfer to fund 178 (W-49)	-	-	100,000	30,000
177-21-450-10-910-178 Transfer to fund 178 (W-50)	-	-	100,000	30,000
177-21-451-10-910-178 Transfer to fund 178 (W-51)	-	-	150,000	156,514
177-21-452-10-910-178 Transfer to fund 178 (W-52)	-	-	262,423	156,514
177-21-432-10-910-178 Transfer to fund 178 (W-32)	-	-	-	25,000
<b>Total Water Authority</b>	<b>\$ -</b>	<b>\$ -</b>	<b>\$ 762,423</b>	<b>\$ 718,028</b>



# Water Authority

## Detailed Revenue Budget

		FY 2021-22	FY 2022-23	FY 2023-24	FY 2024-25
		Actual	Actual	Estimated Year End	Initial Budget
<b>Charges for Services</b>					
178-21-211-40-344-000	Utility Service Revenue	\$ 6,851,756	\$ 6,238,825	\$ 6,900,000	\$ 6,900,000
<b>Total Water - Charge for Services</b>		<b>\$ 6,851,756</b>	<b>\$ 6,238,825</b>	<b>\$ 6,900,000</b>	<b>\$ 6,900,000</b>
<b>Other Charges, Interests, and Grants</b>					
178-21-211-40-342-000	Other Charges	\$ 55,015	\$ 51,030	\$ 55,000	\$ 55,000
178-21-211-40-348-000	Connection Fees	21,461	25,941	20,000	22,500
178-21-211-90-369-000	Other Revenue	-	192	-	-
178-21-211-90-370-000	Ground Water Replenishment	502,319	439,173	550,000	550,000
178-21-211-91-369-000	Other Revenue	9,005	28,700	5,000	5,000
178-21-330-40-335-000	Prop 1 DAC Involvement	-	39,376	-	-
178-21-211-70-361-000	Interest Income	50,192	90,209	-	-
178-21-170-70-364-000	Unrealized gain/loss on investment	(265,957)	(171,578)	-	-
178-21-170-70-365-000	Interest Income - fiscal agent	1,182	45,662	-	-
178-21-330-42-339-000	IRWM - Conservation (G21-001)	196,863	155,962	-	-
178-21-435-30-330-000	Prop 84 - Shady Lane (W-35)	-	15,128	-	-
178-21-435-30-331-000	DWSRF - Shady Lane (W-35)	-	-	-	1,707,000
178-21-437-30-330-000	Prop 1 DAC Involvement Grant(W-37)	-	-	196,183	-
178-21-447-30-330-000	Bureau of Rec Advanced Meter W-47	-	75,000	-	-
178-21-432-30-330-000	DWSRF (W-32)	-	-	-	1,575,000
<b>Total Water - Other Charges, Interest, and Grants</b>		<b>\$ 570,079</b>	<b>\$ 794,795</b>	<b>\$ 826,183</b>	<b>\$ 3,914,500</b>
<b>Total Water Revenues Before Transfers</b>		<b>\$ 8,014,603</b>	<b>\$ 7,839,065</b>	<b>\$ 9,257,533</b>	<b>\$ 11,802,375</b>



# Water Authority

## Detailed Expense Budget - Administration

		FY 2021-22	FY 2022-23	FY 2023-24	FY 2024-25
		Actual	Actual	Estimated Year End	Initial Budget
<b>Water Authority Administration</b>					
178-21-115-10-110-000	Regular employees	\$ 566,406	\$ 624,067	\$ 818,933	\$ 800,087
178-21-115-10-114-000	Benefit and leave cash-in	47,772	49,787	84,729	90,215
178-21-115-10-117-000	Stand-by time/overtime	13,101	12,928	14,000	2,500
178-21-115-10-120-000	Temporary/part-time employees	138,697	159,585	-	-
178-21-115-10-132-000	Other salary payments	4,423	4,300	13,116	11,765
178-21-115-10-210-000	Group insurance	155,745	160,614	168,562	200,245
178-21-115-10-220-000	Payroll tax deductions	9,182	10,311	12,655	12,471
178-21-115-10-230-000	PERS contributions	(68,211)	54,167	95,448	91,032
178-21-115-10-240-000	Pension Expense	(2,351,236)	2,167,005	-	-
178-21-115-10-310-000	Official/administrative	57,520	55,463	33,000	33,000
178-21-115-10-331-000	Audit services	-	-	11,550	-
178-21-115-10-332-001	City Attorney Services-reimbursable cost	613	4,525	-	-
178-21-115-10-332-002	City Attorney services - special services	40,927	18,799	20,000	20,000
178-21-115-10-334-000	Professional/contract services	107,735	172,980	150,000	260,000
178-21-115-10-334-001	Merchant Account Fees	27,172	24,026	30,000	24,000
178-21-115-10-335-000	Franchise Fee Exp.	156,760	259,780	156,760	138,000
178-21-115-10-336-000	In Lieu Tax Exp.	103,020	-	103,020	103,020
178-21-115-10-337-000	Utility Support Program	3,897	5,512	4,500	-
178-21-115-10-530-000	Communications	24,683	37,862	41,000	40,000
178-21-115-10-540-000	Advertising	175	352	-	2,000
178-21-115-10-580-000	Meetings, conferences and travel	2,423	1,813	5,000	10,000
178-21-115-10-610-000	General supplies	8,572	12,639	10,000	10,000
178-21-115-10-611-000	Minor Equipment	4,087	14,237	5,000	5,000
178-21-115-10-612-000	Minor Software <5000	-	45	5,000	5,000
178-21-115-10-641-000	Dues and subscriptions	27,097	57,481	45,000	55,000
178-21-115-10-802-000	Bad debts expense	-	6,000	-	-
178-21-115-10-851-020	Principal payments - 2020 POB	-	-	142,686	144,724
178-21-115-10-851-021	Principal Payments 2022A	-	-	135,000	145,000
178-21-115-10-851-022	Principal Payments 2022B	-	-	475,000	490,000
178-21-115-10-893-000	Lease Expense	-	316,171	316,171	316,171
178-21-115-10-852-008	Interest payments - 2008 USDA Bonds Refunded	103,429	-	-	-
178-21-115-10-852-012	Interest payments - 2012 Water Bonds Refunded	96,879	(65,113)	-	-
178-21-115-10-852-020	Interest payments - 2020 POB	55,536	51,939	51,068	48,113
178-21-115-10-852-121	Interest Payments 2022A	42,967	193,907	187,500	181,900
178-21-115-10-852-122	Interest Payments 2022B	19,828	249,022	218,900	199,600
178-21-115-10-852-000	Interest Payments - Lease	-	123,632	-	121,347
178-21-115-10-891-000	Depreciation expense	1,123,996	1,100,890	1,200,000	1,200,000
178-21-115-10-894-000	Debt Issuance Costs	343,258	(2,500)	-	-
178-21-115-10-918-101	Transfer Out-Gen Gov't Admin Fees	601,436	793,115	1,093,372	1,066,576
<b>Total Water Authority Administration</b>		<b>\$ 1,467,890</b>	<b>\$ 6,731,039</b>	<b>\$ 5,646,970</b>	<b>\$ 5,826,766</b>



# Water Authority

## Detailed Expense Budget - Operations

	FY 2021-22 Actual	FY 2021-22 Actual	FY 2023-24 Estimated Year End	FY 2024-25 Initial Budget
<b>Water Authority Operations</b>				
178-21-120-10-110-000 Regular employees	\$ 620,858	\$ 667,457	\$ 840,889	\$ 826,881
178-21-120-10-114-000 Benefit and leave cash-in	77,576	47,628	86,483	82,739
178-21-120-10-117-000 Stand-by time/overtime	83,673	73,438	108,300	119,130
178-21-120-10-120-000 Temporary/part-time employees	-	-	100,000	100,000
178-21-120-10-132-000 Other salary payments	1,045	1,040	7,874	7,521
178-21-120-10-210-000 Group insurance	150,542	150,727	239,082	238,092
178-21-120-10-220-000 Payroll tax deductions	11,379	11,473	14,359	14,220
178-21-120-10-230-000 PERS contributions	(77,037)	60,597	112,600	123,564
178-21-120-10-334-000 Professional/contract services	56,800	59,845	100,000	100,000
178-21-120-10-334-001 Professional services - lab fees	22,062	18,333	30,000	45,000
178-21-120-10-430-000 Repair and maintenance services	290,930	627,383	300,000	300,000
178-21-120-10-442-000 Rental of equipment and vehicles	21,547	14,366	21,000	27,000
178-21-120-10-530-000 Communications	550	246	2,000	2,000
178-21-120-10-610-000 General supplies	235,650	224,144	250,000	300,000
178-21-120-10-612-000 Computer Software	-	-	-	5,000
178-21-120-10-620-000 Energy charges	662,156	572,920	650,000	650,000
178-21-120-10-620-001 Ground water replenishment	553,183	497,753	550,000	550,000
178-21-120-10-742-000 Vehicles	2,916	-	-	-
178-21-120-10-744-000 Computer Software	4,992	4,992	5,000	5,000
178-21-120-10-801-000 Miscellaneous	15	-	-	-
178-21-120-10-621-000 Fuel - Water Dept Only	9,191	28,279	30,000	30,000
<b>Total Water Authority Operations</b>	<b>\$ 2,728,027</b>	<b>\$ 3,060,621</b>	<b>\$ 3,447,587</b>	<b>\$ 3,526,148</b>
<b>Total Water Authority</b>	<b>\$ 4,195,917</b>	<b>\$ 9,791,660</b>	<b>\$ 9,094,557</b>	<b>\$ 9,352,914</b>



# Coachella Water Agency

## Detailed Expense Budget - Capital Expenditures

		FY 2021-22	FY 2022-23	FY 2023-24	FY 2024-25
		Actual	Actual	Estimated Year End	Initial Budget
<b>Capital Expenditures</b>					
178-06-148-10-739-025	IRWM - Prop 1-Round 1	\$ 170,491	\$ 15,330	\$ -	\$ -
178-21-432-10-734-000	W-32 Mesquite Water MA-Prof Services	-	-	1,575,100	2,125,000
178-21-433-10-734-000	W33 Chromium 6 Treatment Sys-Prof Service	-	-	-	-
178-21-435-10-734-000	W-35 Shady Lane Co-Professional Services	-	-	2,068,907	-
178-21-441-10-737-000	W-41 Valve Replacement	-	-	200,000	-
178-21-435-10-737-000	W-35 Shady Lane Co-Construction	-	-	-	1,707,000
178-21-446-10-737-000	W-46 Well 20 (150 Zone)	-	-	150,000	320,000
178-21-449-10-737-000	W-49 Ave 52 Extension to Jackson	-	-	100,000	30,000
178-21-450-10-737-000	W-37 Castro's Water System Consolidation	-	-	100,000	30,000
178-21-451-10-737-000	W-51 Grapefruit Extension to Palm St	-	-	150,000	156,514
178-21-452-10-737-000	W-52 Whitewater Crossing Palm/Airport	-	-	262,423	156,514
178-21-454-10-737-000	W-53 Scada System Upgrade	-	-	-	300,000
<b>Total Capital Expenditures</b>		<b>\$ 170,491</b>	<b>\$ 15,330</b>	<b>\$ 4,606,430</b>	<b>\$ 4,825,028</b>
<b>Total Water Authority</b>		<b>\$ 4,366,408</b>	<b>\$ 9,806,990</b>	<b>\$ 14,463,410</b>	<b>\$ 14,895,970</b>





## Fire Protection District



The Coachella Fire Protection District (the District) was created in December 1990 to provide fire protection services to the residents of the City of Coachella. The District is considered a component unit of the City of Coachella for financial reporting purposes. The Riverside County Fire Protection District provides all necessary services that are described in a contract between the two entities. Governance is provided by the City Council whose members also serve as the District's Board of Directors. The board funds the District through transfers from the City's general fund, property tax collected, interest earned on investments, and miscellaneous sources. Fixed assets include structures and equipment that existed prior to the contract with the County Fire Protection District.

The District utilizes the same Fiscal Control Ordinance, as adopted by the City, which provides for a system of fiscal and budgetary controls.

The District is currently staffed by one (1) engine company that staffs three (3) Fire Captains, one (1) Engineer, one (1) Engineer medic, one (1) Firefighter II, four (4) Firefighter II medics, and one (1) Office assistant.

In addition to the staffed positions, an active volunteer program boasts a company that consists of a staff of approximately one (1) Volunteer Firefighter.

Activity for the past fiscal year includes the following (approx. 2,738 responses):



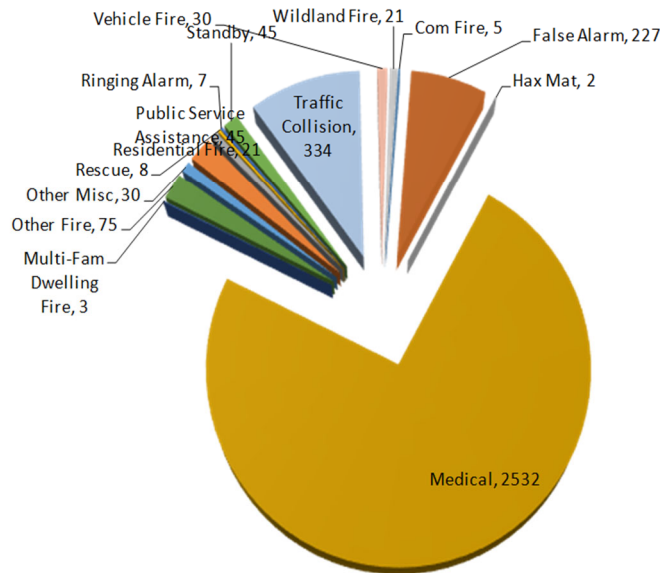




## Fire Protection District (Continued)

Activity for the 2023 calendar year includes the following:

Department Call Volume		
Responses By Category	Jan 1st 2023 to December 31st , 2023	Percentage of Total Calls
Com Fire	5	0.15%
False Alarm	227	6.65%
Hax Mat	2	0.06%
Medical	2532	74.23%
Multi-Fam Dwelling Fire	3	0.09%
Other Fire	75	2.20%
Other Misc	30	0.88%
Public Service Assistance	71	2.08%
Residential Fire	21	0.62%
Rescue	8	0.23%
Ring ing Alarm	7	0.21%
Standby	45	1.32%
Traffic Collision	334	9.79%
Vehicle Fire	30	0.88%
Wildland Fire	21	0.62%
<b>Totals</b>	<b>3,411</b>	<b>100%</b>





# Component Units Coachella Fire Protection District

## Detailed Revenue Budget

	FY 2021-22 Actual	FY 2022-23 Actual	FY 2023-24 Estimated Year End	FY 2024-25 Initial Budget
<b>Fire Protection District</b>				
240-12-110-10-301-000 Secured Property Tax	\$ 419,997	\$ 483,962	\$ 420,000	\$ 420,000
240-12-110-10-303-000 Supplemental Property Tax	24,748	48,180	25,000	25,000
240-12-110-10-304-000 Unsecured Property Tax	21,734	23,508	20,000	20,000
240-12-110-10-319-000 Delinquent Taxes, Interest & Penalties	6,405	5,209	2,000	2,000
240-12-110-10-390-000 Pass through	67	-	-	-
240-12-110-10-396-000 RPTTF Pass-Through	464,685	535,615	480,000	480,000
240-12-110-40-342-000 Other Charges	41,301	56,605	40,000	40,000
240-12-151-30-333-000 Homeowners Prop Tax Relief	3,611	3,715	3,000	3,000
240-12-155-50-363-000 Special assessments - CFD 38%	802,796	902,714	1,093,100	1,163,299
240-12-170-70-364-000 Unrealized gain/loss on investment	(18,026)	(35,343)	-	-
240-12-311-70-361-000 Interest and Rents	3,299	21,495	-	-
240-12-311-90-369-000 Other Revenue	12,757	63,954	-	-
<b>Total Fire Protection District Revenues Before Transfers</b>	<b>1,783,375</b>	<b>2,109,613</b>	<b>2,083,100</b>	<b>2,153,299</b>
<b>Transfers-in</b>				
240-12-151-90-101-000 Transfers In - General Fund	\$ 1,709,174	\$ 1,751,018	\$ 2,540,049	\$ 3,242,928
<b>Total Fire Protection District Transfers-In</b>	<b>\$ 1,709,174</b>	<b>\$ 1,751,018</b>	<b>\$ 2,540,049</b>	<b>\$ 3,242,928</b>
<b>Total Fire Protection District</b>	<b>\$ 3,492,549</b>	<b>\$ 3,860,631</b>	<b>\$ 4,623,149</b>	<b>\$ 5,396,227</b>

## Detailed Expense Budget

	FY 2021-22 Actual	FY 2022-23 Actual	FY 2023-24 Estimated Year End	FY 2024-25 Initial Budget
<b>Fire Protection District</b>				
240-12-110-10-311-000 County administrative charges	\$ 10,333	\$ 15,387	\$ 13,000	\$ 14,000
240-12-110-10-334-000 Professional/contract services	3,102,348	3,481,072	4,004,287	5,017,261
240-12-110-10-430-000 Repair and maintenance services	22,369	9,053	25,000	25,000
240-12-110-10-580-000 Meetings, conferences and travel	336	378	-	-
240-12-110-10-610-000 General supplies	4,347	597	5,000	5,000
240-12-110-10-612-000 Computer software	179	-	-	-
240-12-110-10-324-000 Leases	-	-	-	2,880
240-12-110-10-640-000 Books and periodicals	290	16	-	-
240-12-110-10-801-000 Miscellaneous	2,347	9,893	-	-
240-12-110-90-930-101 General government allocation	-	347,397	575,862	703,397
<b>Total Fire Protection District</b>	<b>\$ 3,142,549</b>	<b>\$ 3,863,794</b>	<b>\$ 4,623,149</b>	<b>\$ 5,767,538</b>



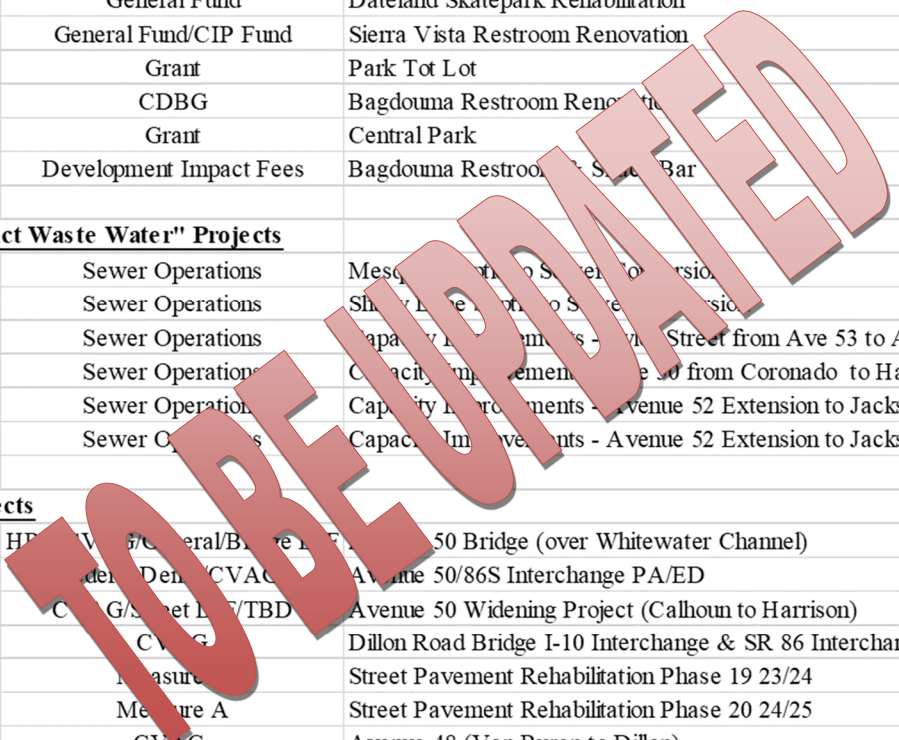


# CITY OF COACHELLA CAPITAL PROJECTS





City of Coachella			
Capital Improvement Projects			
Summary			
Code	Fund #	Name of Project	Page
<b>"Facilities" Projects</b>			
F-7	Fire DIF / Gaming Grants	Fire Station Expansion #79	167
F-33	Grant SB 129	Library Annex	169
<b>"Landscape &amp; Lighting District"</b>			
LL-01	Landscape & Lighting District	District 10 Landscape Improvements	173
LL-02	Landscape & Lighting District	District 13 Landscape Improvements	175
LL-03	Landscape & Lighting District	District 16 Landscape Improvements	177
LL-04	Landscape & Lighting District	District 33 Retention Basin and Landscape Improvements	179
LL-05	Landscape & Lighting District	District 33 Retention Basin and Landscape Improvements	181
<b>"Parks &amp; Recreation" Projects</b>			
P-21	CDBG	Bagdouma Park Basketball Court Resurfacing/Replacement	185
P-27	General Fund	Dateland Skatepark Rehabilitation	187
P-28	General Fund/CIP Fund	Sierra Vista Restroom Renovation	189
P-29	Grant	Park Tot Lot	191
P-30	CDBG	Bagdouma Restroom Renovation	193
P-31	Grant	Central Park	195
P-32	Development Impact Fees	Bagdouma Restroom & Skate Bar	197
<b>"Sanitary District Waste Water" Projects</b>			
S-14	Sewer Operations	Mesa Street to Sewer Extension	201
S-15	Sewer Operations	Shaw Lane to Sewer Extension	203
S-18	Sewer Operations	Capacity Improvements - Avenue 52 Extension to Jackson	205
S-19	Sewer Operations	Capacity Improvements - Avenue 50 from Coronado to Harrison	207
S-27	Sewer Operations	Capacity Improvements - Avenue 52 Extension to Jackson	209
S-28	Sewer Operations	Capacity Improvements - Avenue 52 Extension to Jackson	211
<b>"Streets" Projects</b>			
ST-69	HP/AV/General/Budget	Avenue 50 Bridge (over Whitewater Channel)	215
ST-81	General Fund/CVAG	Avenue 50/86S Interchange PA/ED	217
ST-93	CIP/General Fund/TBD	Avenue 50 Widening Project (Calhoun to Harrison)	219
ST-109	CVAG	Dillon Road Bridge I-10 Interchange & SR 86 Interchange	221
ST-118	Measure A	Street Pavement Rehabilitation Phase 19 23/24	223
ST-128	Measure A	Street Pavement Rehabilitation Phase 20 24/25	225
ST-131	CVAG	Avenue 48 (Van Buren to Dillon)	227
ST-132	Measure A	Street Pavement Rehabilitation Phase 20 25/26	229
ST-136	General Fund	2023 Avenue 50 Bridge Application	231
ST-137	General Fund	2023 Dillon Road Bridge Application	233
ST-138	CIP Fund	ATP HWY 111 and Ave 54 Bike Lanes	235
ST-139	Measure A	Street Pavement Resurfacing Phase 23 27/28	237
ST-140	General Fund	Coachella Valley Arts and Music Line	239



<b>City of Coachella</b>			
<b>Capital Improvement Projects</b>			
<b>Summary</b>			
<b>Code</b>	<b>Fund #</b>	<b>Name of Project</b>	<b>Page</b>
<b>"Water" Projects</b>			
W-32	Grant & Water Operation	Mesquite Water Mutual Association	243
W-35	Grant & Water Operation	Shady Lane Water System Consolidation	245
W-38	Water Operation	3.6 Mg Reservoir Interior Relining	247
W-39	Water Operation	Whitewater Wash Bridge Pipeline @ Ave 50	249
W-41	Water Operation	4 Hot Tap Isolation Valves	251
W-45	Water Operation	Aging Pipeline Replacement	253
W-46	Water Operation/Connections	Well 20	255
W-49	Water Operation	Avenue 52 Extension to Jackson	257
W-50	Water Operation	Avenue 51 Extension to Jackson	259
W-51	Water Operation	Grapefruit Extension to Palm St	261
W-52	Water Operation	Whitewater Crossing Palm/Airport	263

**TO BE UPDATED**



# Fiscal Year 2024- 2025 CIP Budget

		Budgeted Expenditures for FY 2024/25	Grants/Builder (Fund 152/182)	Dev Improvement Fees - Library (121)	DIF Street & Transportation (Fund 127)	TDA / Measure A (Fund 116 / 117)	Dev Improvement Fees-Park Impovements (Fund 126)
F-7	Fire Station Expansion	\$ 300,000	\$ 300,000				
F-33	Library Annex	\$ 3,200,000	\$ 3,000,000	\$ 200,000			
F-36	Civic Center Breakroom	\$ 75,000					
LL-02	LLMD 13 District Improvements	\$ 30,000					
P-26	Veteran's Park Splash Pad	\$ 700,000	700,000				
P-27	Dateland Skatepark Rehabilitation	\$ 65,000	65,000				
P-28	Sierra Vista Park Restroom Replacement	\$ 520,000	520,000				
P-29	Park Tot Lot Ave 53	\$ 563,869	563,869				
P-31	Rancho Las Flores Park Expansion	\$ 3,954,600	3,954,600				
P-32	Bagdouma Restroom	\$ 1,000,000					700,000
S-15	Shady Lane & Amezcua Septic to Sewer Conver	\$ 1,565,000					
S-18	Capacity Imp. Tyler from Ave 53 to Ave 54	\$ 1,618,000	1,500,000				
S-19	Capacity Improvements - Ave 50 from	\$ 421,500					
S-27	Ave 52 Extension to Jackson	\$ 30,000					
S-28	Ave 51 Extension to Jackson	\$ 30,000					
S-29	Headworks Screening Improvement	\$ 1,083,965	710,000				
S-30	SCADA System Upgrade	\$ 300,000					
ST-69	Avenue 50 Bridge (Over Whitewater Channel)	\$ 9,959,948	8,700,000		850,000		
ST-81	New Interchange @ Ave 50 & 86S EXPY	\$ 432,290	378,372		53,918		
ST-93	Ave 50 Widening Project (Calhoun to	\$ 7,319,214	5,493,937			590,353	
ST-109	Dillon Road Bridge I-10 & SR 86 Interchange	\$ 1,500,000	1,500,000				
ST-118	Street Pavement Rehab Phase 19	\$ 4,100,000				513,472	
ST-128	Street Pavement Rehab Phase 20	\$ 4,600,000				996,600	
ST-131	Ave 48 St Widening Project (Dillon to Van	\$ 469,051			52,801		
ST-136	Avenue 50 Bridge Coating	\$ 105,000					
ST-137	Dillon Road Bridge Coating	\$ 125,000					
ST-138	ATP HWY 111 and Ave 54 Bike Lanes	\$ 177,040	95,030				
ST-140	Coachella Valley Arts and Music Line	\$ 34,945					
ST-141	Airport Blvd Bridge	\$ 155,000					
ST-145	Dillon Road Rehab	\$ 1,816,597					
ST-146	Avenue 50 Realignment (Oates Ln to Tyler	\$ 200,000					
W-32	Mesquite Water Mutual Association	\$ 2,125,000					
W-35	Shady Lane & Amezcua Water System	\$ 1,707,000					
W-46	Well 20	\$ 320,000					
W-49	Ave 52 Extension to Jackson	\$ 30,000					
W-50	Ave 51 Extension to Jackson	\$ 30,000					
W-51	Grapefruit Extension to Palm St	\$ 156,514					
W-52	Whitewater Crossing Palm/Airport	\$ 156,514					
W-53	SCADA System Upgrade	\$ 300,000					
	<b>Total</b>	<b>\$ 51,276,047</b>	<b>\$ 27,480,808</b>	<b>\$ 200,000</b>	<b>\$ 956,719</b>	<b>\$ 2,100,425</b>	<b>\$ 700,000</b>

# Fiscal Year 2024- 2025 CIP Budget

		Budgeted Expenditures for FY 2024/25	Dev Improvement Fees - Public Art (131)	Water Operations & Grants (Fund 178)	Water Connections (Fund 177)	Sewer Operations & Grants (Fund 361)	Sewer Connections (Fund 360)
F-7	Fire Station Expansion	\$ 300,000					
F-33	Library Annex	\$ 3,200,000					
F-36	Civic Center Breakroom	\$ 75,000					
LL-02	LLMD 13 District Improvements	\$ 30,000					
P-26	Veteran's Park Splash Pad	\$ 700,000					
P-27	Dateland Skatepark Rehabilitation	\$ 65,000					
P-28	Sierra Vista Park Restroom Replacement	\$ 520,000					
P-29	Park Tot Lot Ave 53	\$ 563,869					
P-31	Rancho Las Flores Park Expansion	\$ 3,954,600					
P-32	Bagdouma Restroom	\$ 1,000,000					
S-15	Shady Lane & Amezcuca Septic to Sewer Converter	\$ 1,565,000				1,565,000	
S-18	Capacity Imp. Tyler from Ave 53 to Ave 54	\$ 1,618,000					118,000
S-19	Capacity Improvements - Ave 50 from	\$ 421,500				42,150	379,350
S-27	Ave 52 Extension to Jackson	\$ 30,000					30,000
S-28	Ave 51 Extension to Jackson	\$ 30,000					30,000
S-29	Headworks Screening Improvement	\$ 1,083,965					373,965
S-30	SCADA System Upgrade	\$ 300,000				300,000	
ST-69	Avenue 50 Bridge (Over Whitewater Channel)	\$ 9,959,948					
ST-81	New Interchange @ Ave 50 & 86S EXPY	\$ 432,290					
ST-93	Ave 50 Widening Project (Calhoun to	\$ 7,319,214					
ST-109	Dillon Road Bridge I-10 & SR 86 Interchange	\$ 1,500,000					
ST-118	Street Pavement Rehab Phase 19	\$ 4,100,000					
ST-128	Street Pavement Rehab Phase 20	\$ 4,600,000					
ST-131	Ave 48 St Widening Project (Dillon to Van	\$ 469,051					
ST-136	Avenue 50 Bridge Coating	\$ 105,000					
ST-137	Dillon Road Bridge Coating	\$ 125,000					
ST-138	ATP HWY 111 and Ave 54 Bike Lanes	\$ 177,040					
ST-140	Coachella Valley Arts and Music Line	\$ 34,945	34,945				
ST-141	Airport Blvd Bridge	\$ 155,000					
ST-145	Dillon Road Rehab	\$ 1,816,597					
ST-146	Avenue 50 Realignment (Oates Ln to Tyler	\$ 200,000					
W-32	Mesquite Water Mutual Association	\$ 2,125,000		1,575,000	550,000		
W-35	Shady Lane & Amezcuca Water System	\$ 1,707,000		1,707,000			
W-46	Well 20	\$ 320,000			320,000		
W-49	Ave 52 Extension to Jackson	\$ 30,000			30,000		
W-50	Ave 51 Extension to Jackson	\$ 30,000			30,000		
W-51	Grapefruit Extension to Palm St	\$ 156,514			156,514		
W-52	Whitewater Crossing Palm/Airport	\$ 156,514			156,514		
W-53	SCADA System Upgrade	\$ 300,000		300,000			
	<b>Total</b>	<b>\$ 51,276,047</b>	<b>\$ 34,945</b>	<b>\$ 3,582,000</b>	<b>\$ 1,243,028</b>	<b>\$ 1,907,150</b>	<b>\$ 931,315</b>

# Fiscal Year 2024- 2025 CIP Budget

		Total Project Cost	Budgeted Expenditures for FY 2024/25	Grant - CDBG (Fund 210)	SB1 (Fund 109)	Landscape & Lighting Districts (Fund 160)	Dillon Road Maintenance (Fund 108)	General Fund (101)	TBD
F-7	Fire Station Expansion	8,437,997	\$ 300,000						
F-33	Library Annex	5,025,688	\$ 3,200,000						
F-36	Civic Center Breakroom	75,000	\$ 75,000					\$ 75,000	
LL-02	LLMD 13 District Improvements	30,000	\$ 30,000			30,000			
P-26	Veteran's Park Splash Pad	746,000	\$ 700,000						
P-27	Dateland Skatepark Rehabilitation	65,000	\$ 65,000						
P-28	Sierra Vista Park Restroom Replacement	520,000	\$ 520,000						
P-29	Park Tot Lot Ave 53	588,669	\$ 563,869						
P-31	Rancho Las Flores Park Expansion	8,744,600	\$ 3,954,600						
P-32	Bagdouma Restroom	1,430,800	\$ 1,000,000						300,000
S-15	Shady Lane & Amezcua Septic to Sewer Conversion	1,716,650	\$ 1,565,000						
S-18	Capacity Imp. Tyler from Ave 53 to Ave 54	1,668,000	\$ 1,618,000						
S-19	Capacity Improvements - Ave 50 from	441,500	\$ 421,500						
S-27	Ave 52 Extension to Jackson	1,624,000	\$ 30,000						
S-28	Ave 51 Extension to Jackson	1,150,000	\$ 30,000						
S-29	Headworks Screening Improvement	1,199,825	\$ 1,083,965						
S-30	SCADA System Upgrade	550,000	\$ 300,000						
ST-69	Avenue 50 Bridge (Over Whitewater Channel)	67,926,952	\$ 9,959,948		409,948				
ST-81	New Interchange @ Ave 50 & 86S EXPY	55,202,647	\$ 432,290						
ST-93	Ave 50 Widening Project (Calhoun to	9,250,000	\$ 7,319,214		1,234,924				
ST-109	Dillon Road Bridge I-10 & SR 86 Interchange	50,149,239	\$ 1,500,000						
ST-118	Street Pavement Rehab Phase 19	4,600,000	\$ 4,100,000						3,586,528
ST-128	Street Pavement Rehab Phase 20	4,600,000	\$ 4,600,000						3,603,400
ST-131	Ave 48 St Widening Project (Dillon to Van	587,500	\$ 469,051		416,250				
ST-136	Avenue 50 Bridge Coating	105,000	\$ 105,000						105,000
ST-137	Dillon Road Bridge Coating	125,000	\$ 125,000						125,000
ST-138	ATP HWY 111 and Ave 54 Bike Lanes	18,282,010	\$ 177,040						82,010
ST-140	Coachella Valley Arts and Music Line	105,719	\$ 34,945						-
ST-141	Airport Blvd Bridge	825,000	\$ 155,000		155,000				
ST-145	Dillon Road Rehab	1,816,597	\$ 1,816,597				1,816,597		
ST-146	Avenue 50 Realignment (Oates Ln to Tyler	2,200,000	\$ 200,000						200,000
W-32	Mesquite Water Mutual Association	2,427,919	\$ 2,125,000						200,000
W-35	Shady Lane & Amezcua Water System	2,016,214	\$ 1,707,000						
W-43	Van Buren Ave-Coral Mountain to Ave 52	690,000							
W-44	Grapefruit Ave 52 to Ave 54 & Tyler	1,670,000							
W-46	Well 20	3,070,000	\$ 320,000						
W-49	Ave 52 Extension to Jackson	1,740,000	\$ 30,000						
W-50	Ave 51 Extension to Jackson	1,040,000	\$ 30,000						
W-51	Grapefruit Extension to Palm St	3,206,514	\$ 156,514						
W-52	Whitewater Crossing Palm/Airport	6,206,514	\$ 156,514						
W-53	SCADA System Upgrade	550,000	\$ 300,000						
<b>Total</b>		<b>\$ 395,857,364</b>	<b>\$ 51,276,047</b>	<b>\$ -</b>	<b>\$ 2,216,122</b>	<b>\$ 30,000</b>	<b>\$ 1,816,597</b>	<b>\$ 75,000</b>	<b>\$ 8,201,938</b>



CITY OF COACHELLA

---

**TACOS, TEQUILA, & CHAVELAS**

---

F E S T I V A L



**STAFF REPORT**  
**7/10/2024**

**TO:** Honorable Mayor and City Council Members

**FROM:** Ruben Ramirez, Controller

**SUBJECT:** Resolution No. FD-2024-03, Approving the Fiscal Year 2024-2025 for the Coachella Fire Protection District Annual Budget

---

**STAFF RECOMMENDATION:**

Adopt Resolution FD-2024-03 approving the annual budget for the fiscal year 2024-2025 for the Coachella Fire Protection District.

**BACKGROUND:**

The Coachella Fire Protection District (the District) was created in December 1990 to provide fire protection services to the residents of the City of Coachella. The Riverside County Fire Protection District provides all necessary services that are described in a contract between the two entities. The District is funded through transfers from the City's general fund, property tax collected, interest earned on investments, and miscellaneous sources.

The District's 2024-2025 budget includes revenues projected at \$5.39 million which represents an increase of 16.72% over the prior fiscal year. This results from grant funded services being directly administered by the County of Riverside in 2024-2025.

District expenditures are budgeted at \$5.76 million, which is 24.75% more than last year. The increase is due the CalFire contract cost which increased \$1.01 million.

The Fire District contract will staff one (1) fire engine company with three (municipal) Fire Captains, six Engineers, three Fire Fighter II, three Fire Fighter II Medics, and one Office Assistant III; for a total of sixteen staffed positions.

In addition to the staffed positions, an active Volunteer Reserve Firefighter Program.

**FISCAL IMPACT:**

	<b>Projected 2023-24</b>	<b>Budget 2024-25</b>
<b>Beginning Fund Balance</b>	\$ 371,311	\$ 371,311
<b><u>Revenues</u></b>		
General Fund Transfer	2,540,049	3,242,928
CFD 2005-1 Assessment	1,093,100	1,163,299
Property Taxes	948,000	948,000
Interest & Other Revenue	42,000	42,000
Grants	-	-
<b>Total Revenue</b>	<b>4,623,149</b>	<b>5,396,227</b>
<b><u>Expenditures</u></b>		
Other Professional Services	4,004,287	5,017,261
Administration/Other	618,862	750,277
<b>Total Expenditures</b>	<b>4,623,149</b>	<b>5,767,538</b>
<b>Surplus (Deficit)</b>	<b>-</b>	<b>(371,311)</b>
<b>Projected Ending Fund Balance</b>	<b>\$ 371,311</b>	<b>\$ -</b>

**EXHIBITS:**

1. Resolution No. FD 2024-03 Adopting an Annual Budget and Organizational Structure for Fiscal Year 2024-2025 for the Coachella Fire Protection District



**RESOLUTION NO. FD-2024-03**

**A RESOLUTION OF THE BOARD OF DIRECTORS OF THE COACHELLA FIRE PROTECTION DISTRICT ADOPTING AN ANNUAL BUDGET FOR FISCAL YEAR 2024-25**

**WHEREAS**, an annual budget for Fiscal Year 2024-25 has been prepared by the District Manager, Fire Chief and other District personnel; and

**WHEREAS**, the Board of Directors has examined said budget and conferred with the District Manager and the Fire Chief; and

**WHEREAS**, the Board of Directors desires to adopt a final annual budget for the Fiscal Year 2024-25; and

**WHEREAS**, the Board of Directors has, after due deliberation and consideration, made such amendments in the proposed annual budget as it considered desirable.

**NOW THEREFORE**, be it resolved by the Board of Directors of the Coachella Fire Protection District, as follows:

Section 1: That the budget attached hereto and made a part hereof is hereby approved and effective July 1, 2024.

Section 2: That the Capital Improvements Budget for fiscal 2024-2025 is hereby approved effective July 1, 2024.

**PASSED, APPROVED and ADOPTED** this 10<sup>th</sup> day of July, 2024.

\_\_\_\_\_  
Steven A. Hernandez  
Chairman

**ATTEST:**

\_\_\_\_\_  
Angela M. Zepeda  
Secretary

**APPROVED AS TO FORM:**

\_\_\_\_\_  
Carlos Campos  
City Attorney

STATE OF CALIFORNIA )  
COUNTY OF RIVERSIDE ) ss.  
CITY OF COACHELLA )

**I HEREBY CERTIFY** that the foregoing Resolution No. FD-2024-03 was duly adopted by the Board of Directors of the Coachella Fire Protection District at a regular meeting thereof, held on the 10<sup>th</sup> day of July, 2024 by the following vote of the Board:

AYES:

NOES:

ABSENT:

ABSTAIN:

\_\_\_\_\_  
Delia Granados,  
Deputy City Clerk



**STAFF REPORT**  
**7/10/2024**

**TO:** Honorable Mayor and City Council Members

**FROM:** Ruben Ramirez, Controller

**SUBJECT:** Resolution No. SD-2024-03, Approving the Fiscal Year 2024-2025 Coachella Sanitary District Annual Budget

---

**STAFF RECOMMENDATION:**

Adopt Resolution SD-2024-03 approving the annual budget and organizational structure for the fiscal year 2024-2025 for the Coachella Sanitary District.

**BACKGROUND:**

The Sanitary District's 2024-2025 budget includes revenues projected at \$10.02 million, which represents a decrease of 1.9% over the prior fiscal year. This results from decreases in interest and other revenues.

District expenditures (net of principal payments) are budgeted at \$10.09 million, which is 18.7% greater than last year. The increase is due to increases in administrative costs, operating costs, and inter-fund transfers.

**FISCAL IMPACT:**

	Projected 2023-24	Budget 2024-25
<b><u>Beginning Net Position</u></b>		
Restricted	\$ 1,560,676	\$ 2,564,589
Unrestricted	4,013,579	4,736,691
<b>Total Beginning Net Position</b>	<b>5,574,255</b>	<b>7,301,280</b>
<b><u>Revenues</u></b>		
Connection Fees	1,003,913	1,125,454
Utility Service	7,050,000	7,100,000
Property Taxes	229,000	184,000
Interest & Other Revenue	1,944,457	1,620,000
<b>Total Revenue</b>	<b>10,227,370</b>	<b>10,029,454</b>
<b><u>Expenditures</u></b>		
Operating Costs	5,219,398	6,888,183
Administrative Costs	2,772,511	2,748,675
Debt Service - Interest	508,437	457,229
<b>Total Expenditures</b>	<b>8,500,345</b>	<b>10,094,087</b>
<b>Surplus (Deficit)</b>	<b>1,727,025</b>	<b>(64,633)</b>
<b><u>Ending Net Position</u></b>		
Restricted	2,564,589	3,690,043
Unrestricted	4,736,691	3,546,604
<b>Total Ending Net Position</b>	<b>\$ 7,301,280</b>	<b>\$ 7,236,646</b>

**EXHIBITS:**

1. Resolution No. SD 2024-03 – Adopting an Annual Budget and Organizational Structure for Fiscal Year 2024-2025 for the Coachella Sanitary District

**RESOLUTION NO. SD-2024-03**

**A RESOLUTION OF THE BOARD OF DIRECTORS OF THE COACHELLA SANITARY DISTRICT, ADOPTING AN ANNUAL BUDGET AND ORGANIZATIONAL STRUCTURE FOR FISCAL YEAR 2024-25**

**WHEREAS**, an annual budget and organizational structure for Fiscal Year 2024-25 has been prepared by the District Manager and other District personnel; and

**WHEREAS**, the Board of Directors has examined said budget and organizational structure and conferred with the District Manager; and

**WHEREAS**, the Board of Directors desires to adopt a final annual budget and organizational structure for Fiscal Year 2024-25; and

**WHEREAS**, the Board of Directors has, after due deliberation and consideration, made such amendments to the proposed annual budget as it considered desirable.

**NOW THEREFORE**, be it resolved by the Board of Directors of the Coachella Sanitary District, as follows:

Section 1: That the budget and organizational structure attached hereto and made a part hereof is hereby approved and effective July 1, 2024 with recommended modifications to:

- Transfer the Finance Manager from the Finance Department; 50% allocated to the Sanitary District, and 50% to the Water Authority (this is not a promotion and is not eligible for 5% bilingual)
- Add one full-time Department Assistant I (Grade 2) in the Sanitary District; 50% allocated to the Sanitary District and 50% to the Water Authority.

Section 2: That the Capital Improvements Budget for fiscal 2024-25 is hereby approved effective July 1, 2024 along with the expenditure of related capital grant funds

Section 3: That all debt service payments for previously authorized debts issuances are authorized.

**PASSED, APPROVED and ADOPTED** this 10<sup>th</sup> day of July, 2024.

---

Steven A. Hernandez  
President

**ATTEST:**

\_\_\_\_\_  
Angela M. Zepeda  
Secretary

**APPROVED AS TO FORM:**

\_\_\_\_\_  
Carlos Campos  
City Attorney



STATE OF CALIFORNIA            )  
COUNTY OF RIVERSIDE        ) ss.  
CITY OF COACHELLA            )

**I HEREBY CERTIFY** that the foregoing Resolution No. SD-2024-03 was duly adopted by the Board of Directors of the Coachella Sanitary District at a regular meeting thereof, held on the 10<sup>th</sup> day of July 2024 by the following vote of the Board:

AYES:

NOES:

ABSENT:

ABSTAIN:

\_\_\_\_\_  
Delia Granados,  
Deputy City Clerk



**STAFF REPORT**  
**7/10/2024**

**TO:** Honorable Mayor and City Council Members

**FROM:** Ruben Ramirez, Controller

**SUBJECT:** Resolution No. WA-2024-02, Approving the Fiscal Year 2024-2025 Coachella Water Authority Annual Budget

---

**STAFF RECOMMENDATION:**

Adopt Resolution WA-2024-02, approving the Coachella Water Authority's annual budget and organizational structure for fiscal year 2024-2025.

**BACKGROUND:**

The Water Authority's revenue budget projects total revenues of approximately \$8.52 million, which represents a decrease of 7.96% over the prior fiscal year. The decrease in revenue is largely due to projected decreases in connection fees due to the slowdown in new housing construction. The water rate structure will allow the Water Authority to maintain current service levels, fund future capital projects, and maintain contracted debt service bond covenant ratios of 3.86%.

The Authority's expenditures are projected to be \$7.38 million, net of principal payments, which is 3.28% greater than last year. This is due to increases in debt service and administrative costs when compared to the prior fiscal year.

**FISCAL IMPACT:**

	Projected 2023-24	Budget 2024-25
<b><u>Beginning Net Position</u></b>		
Restricted	\$ 10,006,198	\$11,487,548
Unrestricted	1,690,612	2,324,924
<b>Total Beginning Net Position</b>	<b>11,696,810</b>	<b>13,812,472</b>
<b><u>Revenues</u></b>		
Connection Fees	1,481,350	962,875
Utility Service	6,900,000	6,900,000
Ground Water Replenishment	550,000	550,000
Interest, Grants , & Other Revenue	326,183	107,500
<b>Total Revenue</b>	<b>9,257,533</b>	<b>8,520,375</b>
<b><u>Expenditures</u></b>		
Operating Costs	3,447,587	3,528,517
Administrative Costs	3,236,816	3,296,901
Debt Service - Interest Payments	457,468	550,960
<b>Total Expenditures</b>	<b>7,141,871</b>	<b>7,376,378</b>
<b>Surplus (Deficit)</b>	<b>2,115,662</b>	<b>1,143,997</b>
<b><u>Ending Net Position</u></b>		
Restricted	11,487,548	12,450,423
Unrestricted	2,324,924	2,506,046
<b>Total Ending Net Position</b>	<b>\$ 13,812,472</b>	<b>\$14,956,469</b>

**EXHIBITS:**

Fiscal year 2023-24 Draft Proposed Budget

**RESOLUTION NO. WA-2024-02**

**A RESOLUTION OF THE BOARD OF DIRECTORS OF THE COACHELLA WATER AUTHORITY, ADOPTING AN ANNUAL BUDGET AND ORGANIZATIONAL STRUCTURE FOR FISCAL YEAR 2024-25**

**WHEREAS**, an annual budget and organizational structure for Fiscal Year 2024-25 has been prepared by the Executive Director and Authority staff and

**WHEREAS**, the Board of Directors has examined said budget and organizational structure and conferred with the Executive Director and Authority staff and

**WHEREAS**, the Board of Directors desires to adopt a final annual budget and organizational structure for Fiscal Year 2024-25; and

**WHEREAS**, the Board of Directors has, after due deliberation and consideration, made such amendments in the proposed annual budget as it considered desirable.

**NOW THEREFORE**, be it resolved by the Board of Directors of the Coachella Water Authority, as follows:

**Section 1:** That the budget and organizational structure attached hereto and made a part hereof is hereby approved and effective July 1, 2024 with the recommended modifications to:

- Transfer the Finance Manager from the Finance Department; 50% allocated to the Sanitary District, and 50% to the Water Authority (this is not a promotion and is not eligible for 5% bilingual pay)
- Add one full-time Department Assistant I (Grade 2) in the Water Authority; 50% allocated to the Water Authority and 50% to the Sanitary District.

**Section 2:** That the Capital Improvements Budget for fiscal 2024-25 is hereby approved effective July 1, 2024 along with the expenditure of related capital grant funds.

**Section 3:** That all debt service payments for previously authorized debts issuances are authorized.

**PASSED, APPROVED and ADOPTED** this 10<sup>th</sup> day of July, 2024.

---

Steven A. Hernandez  
President

**ATTEST:**

\_\_\_\_\_  
Angela M. Zepeda  
Secretary

**APPROVED AS TO FORM:**

\_\_\_\_\_  
Carlos Campos  
City Attorney

STATE OF CALIFORNIA )  
COUNTY OF RIVERSIDE ) ss.  
CITY OF COACHELLA )

**I HEREBY CERTIFY** that the foregoing Resolution No. WA-2024-02 was duly adopted by the Board of Directors of the Coachella Water Authority at a regular meeting thereof, held on the 10<sup>th</sup> day of July 2024 by the following vote of the Authority:

AYES:

NOES:

ABSENT:

ABSTAIN:

\_\_\_\_\_  
Delia Granados,  
Deputy City Clerk





**STAFF REPORT**  
**7/10/2024**

**TO:** Honorable Mayor and City Council Members

**FROM:** Maritza Martinez, Public Works Director

**SUBJECT:** Public Hearing and Adoption of Resolution No. 2024-30 Affirming the Solid Waste Rates for Fiscal Year 2024/2025 and Authorizing the Collection of Residential Solid Waste Service Charges for Fiscal Year 2024/2025 on the County of Riverside's Property Tax Roll.

**STAFF RECOMMENDATION:**

1. Conduct a public hearing to receive public comment related to the collection of solid waste service charges for residences for Fiscal Year (FY) 2024/2025 on the County of Riverside's property tax roll.
2. Adopt Resolution No. 2024-30 affirming the fiscal year 2024/2025 solid waste rates, adopting the report proposing to collect residential solid waste service charges on the tax roll for Fiscal Year 2024/2025 and direct the City Clerk to file said report with the Riverside County Auditor Controller to place said charges on the tax roll.

**BACKGROUND:**

The City of Coachella entered into a franchise agreement with Burrtec Waste and Recycling Services (Burrtec) on May 30, 2006. Since 2006, Burrtec has been the provider for all solid waste disposal services for Coachella residents and businesses. The City Council approved a first amendment to this agreement on May 27, 2009, which required the City to collect solid waste service charges for residential customers through the county tax roll. Commercial customers continue to be billed directly by Burrtec. The City Council approved a second amendment on June 19, 2013 extending the term of the agreement through May 30, 2023. The City Council approved a third amendment on January 17, 2018 to include street sweeping services. The City Council approved a fourth amendment on July 27, 2022 to include organic waste collection services as required by the SB 1383 regulations.

**DISCUSSION/ANALYSIS:**

The franchise agreement allows for annual rate adjustments based on two components of the rate 1) service component and 2) disposal component.

1. The service component may be increased annually based upon the change in the Consumer Price Index (CPI) for All Urban Consumers Series Title: All items in Riverside-San

Bernardino-Ontario, CA., from January to January published by the U.S. Bureau of Labor Statistics, and is capped at 5%.

2. The disposal component is a pass through of the tipping fee adjustments at the landfill.

The current monthly residential rate is \$31.97. The annual adjustment to the FY 2024/25 residential rate total \$1.11; the new adjusted residential rate for FY 2024/2025 is \$33.08. As approved by voters on June 8, 2010, this rate is subject to a 5% Utilities Users Tax, which will bring the monthly charged rate to \$33.57.

The most common commercial service is a three-yard cubic bin, with one pick up per week. Currently, the commercial rate for this service is \$180.58. Based on the same factors noted above, the adjustment for fiscal year 2024/2025 totals \$7.79; the new adjusted rate for fiscal year 2024/2025 is \$188.37. As noted above, a 5% Utility Users Tax will be applied to this monthly service, which will bring the rate for a standard three cubic yard bin, with one pickup per week, to \$197.79.

The Proposition 218 proceeding that approved the annual adjustments to the solid waste service rates through July 1, 2026, was held on July 27, 2022. Notice of the annual adjustments to the solid waste service rates, effective July 1, 2024, were mailed out to all residential customers. Staff is recommending approval of Resolution No. 2024-30 adopting the report proposing to collect residential solid waste service charges on the tax roll for Fiscal Year 2024/2025.

**FISCAL IMPACT:**

The recommended action will not have a fiscal impact to the general fund.

**ATTACHMEN(s):**

- Resolution No. 2024-30 – Adopting the Report Proposing to Collect Residential Solid Waste Service Charges on the Tax Roll for Fiscal Year 2024/2025 and Affirming the Fiscal Year 2024/2025 Solid Waste Rates
- Exhibit A – FY 2024/2025 Solid Waste Rates
- Exhibit B – City of Coachella Proposed 2024/25 Tax File

**RESOLUTION NO. 2024-30**

**A RESOLUTION OF THE CITY COUNCIL OF THE CITY OF COACHELLA, CALIFORNIA ADOPTING THE REPORT PROPOSING TO COLLECT RESIDENTIAL SOLID WASTE SERVICE CHARGES ON THE TAX ROLL FOR FISCAL YEAR 2024/2025 AND AFFIRMING THE FISCAL YEAR 2024/2025 SOLID WASTE RATES**

**WHEREAS**, California Health and Safety Code Sections 5473 et seq. and Section 8.44.035 of the Coachella Municipal Code authorize the City of Coachella (“City”) to collect solid waste services charges on the tax roll, in the same manner and at the same time as the general taxes upon a two-thirds vote by the City Council;

**WHEREAS**, on May 30, 2006, the City Council entered into a service agreement with Burrtec Waste and Recycling Services, LLC (“Burrtec”) for the collection and disposal of residential and commercial waste within the City;

**WHEREAS**, the City Council approved an amendment to the franchise agreement with Burrtec on May 27, 2009 requiring the City to bill the residential customers for solid waste services through the County property tax roll instead of direct monthly billing;

**WHEREAS**, a copy of the written report containing the parcel listing of all residences included in tax roll billing and the charges proposed to be assessed was made available for public review by contacting the City Clerk’s Office.

**NOW, THEREFORE, BE IT RESOLVED**, BY THE CITY COUNCIL OF THE CITY OF COACHELLA, CALIFORNIA, AS FOLLOWS:

1. The above recitals are true and correct.
2. The adjusted service rates for fiscal year 2024/2025 have been included as Exhibit B to this Resolution.
3. City staff prepared and filed a written report of the charges for solid waste services for residential properties to be placed on the property tax roll (the “Report”).
4. Following notice duly given in accordance with law, the City Council has held a full and fair public hearing regarding the Report attached hereto as “Exhibit A” and the levy and collection of the proposed assessment for Fiscal Year 2024-2025 and heard and considered all objections and protests thereto.
5. Based upon its review of the Report, a copy of which has been presented to the City Council and which has been filed with the City Clerk, the City Council hereby finds and determines that (i) each parcel specified in the Report benefits from receiving solid waste services (ii) the net amount to be assessed upon each parcel of real property for Fiscal Year 2024-2025 in accordance with the Report is apportioned by a formula and method that fairly distributes the net amount among all assessable parcels in proportion to the estimated benefits received by each

parcel, and (iii) no assessment is imposed on any parcel that exceeds the reasonable cost of the benefits conferred on that parcel.

- 6. The City Council of the City of Coachella hereby adopts the Report attached as Exhibit A. The adoption of this resolution constitutes the levy of an assessment against all residential parcels of property in the City identified in “Exhibit A” for the fiscal year commencing July 1, 2024 and ending June 30, 2025.
- 7. The City Clerk is hereby authorized and directed to file with the Riverside County Auditor Controller the assessment or a certified copy of the Report together with a certified copy of this Resolution. A certified copy of the assessment shall be filed in the office of the City Clerk and open for public inspection.
- 8. The City Council hereby requests Riverside County place the collection of charges for solid waste services for residential parcels on the County’s tax rolls as described in Section 5, and to collect the charges in the same manner, subject to the same penalties and priority of lien as, other charges and taxes fixed and collected by, or on behalf of the City.

**PASSED, APPROVED AND ADOPTED** at a regular meeting of the City Council of the City of Coachella held on the 10<sup>th</sup> day of July 2024, by the following roll call vote:

AYES:

NOES:

ABSENT:

ABSTAIN:

---

Steven Hernandez, Mayor  
City of Coachella

ATTEST:

---

Angela Zepeda, City Clerk  
City of Coachella

APPROVED AS TO FORM:

---

Carlos L. Campos, City Attorney  
City of Coachella

STATE OF CALIFORNIA )  
COUNTY OF RIVERSIDE )  
CITY OF COACHELLA )

I, City Clerk of the City of Coachella, do hereby certify that the foregoing is a full, true and correct copy of Resolution No. 2024-30 adopted by the City Council of the City of Coachella at a regular meeting therefore duly held and convened on the 10<sup>th</sup> day of July, 2024.

\_\_\_\_\_  
Angela Zepeda, City Clerk

**City of Coachella  
Residential Rates  
Exhibit A**

Rates Effective 7/1/2024

Service	Disposal	Organics	Franchise Fee	Monthly Rate	Monthly Rate Incl UUT	
Curbside- Standard Rate	\$ 13.23	\$ 10.55	\$ 5.33	\$3.97	\$33.08	\$34.73
Yard Service	\$ 9.64			\$1.31	\$10.95	\$11.50
Additional cart	\$ 8.15			\$1.11	\$9.26	\$9.72
Horse and Poultry Manure	\$ 51.11			\$6.97	\$58.08	\$60.98
Bulky Item	\$ 80.56			\$10.99	\$91.55	\$96.13
Contamination	\$ 16.42			\$2.24	\$18.66	\$19.59
Additional Kitchen Pail	\$15.64			\$2.13	\$17.77	\$18.66

Note: Residential rate include 1-96 gallon refuse cart, 1-96 gallon recycling cart and 1-96 gallon organics cart  
 Service Fee includes Street Sweeping 2x-month  
 Contamination Fee may be charged after more than three occurrences in a 6-month period



**City of Coachella**  
**Commercial Rates**  
**Exhibit A**

**Rates Effective 7/1/2024**

		<u>1 x per week</u>	<u>2 x per week</u>	<u>3 x per week</u>	<u>4 x per week</u>	<u>5 x per week</u>	<u>6 x per week</u>
<b>Service</b>	<b>2 yd Bin</b>	\$78.26	\$141.88	\$205.50	\$268.50	\$329.80	\$397.35
	<b>3 yd Bin</b>	\$112.00	\$213.46	\$308.61	\$402.39	\$495.01	\$596.16
	<b>4 yd Bin</b>	\$156.45	\$283.73	\$410.98	\$537.05	\$659.58	\$794.68
	<b>6 yd Bin</b>	\$234.86	\$424.42	\$617.26	\$801.99	\$989.97	\$1,202.05
<b>Disposal</b>	<b>2 yd Bin</b>	\$40.73	\$81.46	\$122.19	\$162.92	\$203.65	\$244.38
	<b>3 yd Bin</b>	\$61.10	\$122.20	\$183.30	\$244.40	\$305.50	\$366.60
	<b>4 yd Bin</b>	\$81.47	\$162.94	\$244.41	\$325.88	\$407.35	\$488.82
	<b>6 yd Bin</b>	\$122.20	\$244.40	\$366.60	\$488.80	\$611.00	\$733.20
<b>FranchiseFee</b>	<b>2 yd Bin</b>	\$10.67	\$19.35	\$28.02	\$36.61	\$44.97	\$54.18
	<b>3 yd Bin</b>	\$15.27	\$29.11	\$42.08	\$54.87	\$67.50	\$81.29
	<b>4 yd Bin</b>	\$21.33	\$38.69	\$56.04	\$73.23	\$89.94	\$108.37
	<b>6 yd Bin</b>	\$32.03	\$57.88	\$84.17	\$109.36	\$135.00	\$163.92
<b>Sub-Total Rate before UUT</b>	<b>2 yd Bin</b>	\$129.66	\$242.69	\$355.71	\$468.03	\$578.42	\$695.91
	<b>3 yd Bin</b>	\$188.37	\$364.77	\$533.99	\$701.66	\$868.01	\$1,044.05
	<b>4 yd Bin</b>	\$259.25	\$485.36	\$711.43	\$936.16	\$1,156.87	\$1,391.87
	<b>6 yd Bin</b>	\$389.09	\$726.70	\$1,068.03	\$1,400.15	\$1,735.97	\$2,099.17
<b>UUT</b>	<b>2 yd Bin</b>	\$6.48	\$12.13	\$17.79	\$23.40	\$28.92	\$34.80
	<b>3 yd Bin</b>	\$9.42	\$18.24	\$26.70	\$35.08	\$43.40	\$52.20
	<b>4 yd Bin</b>	\$12.96	\$24.27	\$35.57	\$46.81	\$57.84	\$69.59
	<b>6 yd Bin</b>	\$19.45	\$36.34	\$53.40	\$70.01	\$86.80	\$104.96
<b>Total Rate Incl UUT</b>	<b>2 yd Bin</b>	\$136.14	\$254.82	\$373.50	\$491.43	\$607.34	\$730.71
	<b>3 yd Bin</b>	\$197.79	\$383.01	\$560.69	\$736.74	\$911.41	\$1,096.25
	<b>4 yd Bin</b>	\$272.21	\$509.63	\$747.00	\$982.97	\$1,214.71	\$1,461.46
	<b>6 yd Bin</b>	\$408.54	\$763.04	\$1,121.43	\$1,470.16	\$1,822.77	\$2,204.13

Note: Compactors will be charged 3x the trash and recycle rates

**City of Coachella**  
**Additional Commercial Services**  
**Exhibit A**

<u>Description</u>	<u>Service</u>	<u>Disposal</u>	<u>Fran. Fee</u>	<u>UUT</u>	<u>Total Rate</u>
2yd Extra Empty - Trash	\$56.12	\$8.44	\$7.65	\$3.61	\$75.82
3yd Extra Empty - Trash	\$75.33	\$12.65	\$10.27	\$4.91	\$103.16
4yd Extra Empty - Trash	\$112.25	\$16.87	\$15.31	\$7.22	\$151.65
6yd Extra Empty - Trash	\$135.82	\$25.28	\$18.52	\$8.98	\$188.60
3yd Construction Bin/lift	\$182.15	\$12.65	\$24.84	\$10.98	\$230.62
4yd Construction Bin/lift	\$220.90	\$16.87	\$30.12	\$13.39	\$281.28
95-gal Trash & Recycling Cart	\$22.42	\$9.20	\$3.06	\$1.73	\$36.41
Bin replacement	\$51.94	\$0.00	\$7.08	\$2.95	\$61.97
Horse/Poultry Manure ( Per Pickup)	\$172.98	\$25.28	\$23.59	\$11.09	\$232.94
Bin Cleaning	\$66.78	\$0.00	\$9.11	\$3.79	\$79.68
Delivery charge	\$29.11	\$0.00	\$3.97	\$1.65	\$34.73
New Start	\$17.25	\$0.00	\$2.35	\$0.98	\$20.58
Re Start	\$17.25	\$0.00	\$2.35	\$0.98	\$20.58
Pull Out 20ft	\$47.56	\$0.00	\$6.49	\$2.70	\$56.75
Locking Container	\$78.51	\$0.00	\$10.71	\$4.46	\$93.68
Replace locking bar	\$52.36	\$0.00	\$7.14	\$2.98	\$62.48
Saturday Service/Month	\$48.01	\$0.00	\$6.55	\$2.73	\$57.29
Contamination Fee	\$78.19		\$10.66	\$4.44	\$93.29

**City of Coachella**  
**Commercial Recycle Rates**  
**Exhibit A**

**Rates Effective 7/1/2024**

		<u>1 x per week</u>	<u>2 x per week</u>	<u>3 x per week</u>	<u>4 x per week</u>	<u>5 x per week</u>	<u>6 x per week</u>
<b>Total Rate Excl UUT</b>	<b>2 yd Bin</b>	\$77.79	\$144.68	\$211.59	\$278.04	\$343.20	\$413.05
	<b>3 yd Bin</b>	\$112.68	\$217.54	\$317.67	\$416.82	\$515.03	\$619.66
	<b>4 yd Bin</b>	\$155.52	\$289.38	\$423.16	\$556.09	\$686.39	\$826.06
	<b>6 yd Bin</b>	\$233.41	\$433.18	\$635.36	\$831.49	\$1,030.04	\$1,246.52
<b>UUT</b>	<b>2 yd Bin</b>	\$3.89	\$7.23	\$10.58	\$13.90	\$17.16	\$20.65
	<b>3 yd Bin</b>	\$5.63	\$10.88	\$15.88	\$20.84	\$25.75	\$30.98
	<b>4 yd Bin</b>	\$7.78	\$14.47	\$21.16	\$27.80	\$34.32	\$41.30
	<b>6 yd Bin</b>	\$11.67	\$21.66	\$31.77	\$41.57	\$51.50	\$62.33
<b>Total Rate Incl UUT</b>	<b>2 yd Bin</b>	\$81.68	\$151.91	\$222.17	\$291.94	\$360.36	\$433.70
	<b>3 yd Bin</b>	\$118.31	\$228.42	\$333.55	\$437.66	\$540.78	\$650.64
	<b>4 yd Bin</b>	\$163.30	\$303.85	\$444.32	\$583.89	\$720.71	\$867.36
	<b>6 yd Bin</b>	\$245.08	\$454.84	\$667.13	\$873.06	\$1,081.54	\$1,308.85

**Additional Commercial Recycle Services**  
**Exhibit A**

**Rates Effective 7/1/2024**

<u>Description</u>	<u>Service</u>	<u>Fran. Fee</u>	<u>UUT</u>	<u>Total Rate</u>
2yd Extra Empty	\$40.99	\$5.59	\$2.33	\$48.91
3yd Extra Empty	\$55.70	\$7.60	\$3.17	\$66.47
4yd Extra Empty	\$82.04	\$11.19	\$4.66	\$97.89
6yd Extra Empty	\$101.60	\$13.85	\$5.77	\$121.22
Bin replacement	\$51.39	\$7.01	\$2.92	\$61.32
Bin Cleaning	\$66.06	\$9.01	\$3.75	\$78.82
Delivery charge	\$28.80	\$3.93	\$1.64	\$34.37
New Start	\$17.07	\$2.33	\$0.97	\$20.37
Re Start	\$17.07	\$2.33	\$0.97	\$20.37
Pull Out 20ft	\$47.06	\$6.42	\$2.67	\$56.15
Locking Container	\$77.66	\$10.59	\$4.41	\$92.66
Replace locking bar	\$51.86	\$7.07	\$2.95	\$61.88
Saturday Service/Month	\$47.50	\$6.48	\$2.70	\$56.68
Contamination Fee	\$82.10	\$11.20	\$4.67	\$97.97

**CITY OF Coachella**  
**Commercial Foodwaste Rates**  
**Exhibit A**

Rates Effective 7/1/2024

**1-65 Gallon Cart**

# Pick-Ups Per week	Service	Processing	Franchise Fee	Sub-Total B/F UUT	Utility Users Tax	Total Monthly Rate
1	\$ 45.28	\$ 41.70	\$ 6.17	\$ 93.15	\$ 4.66	\$ 97.81
2	\$ 90.54	\$ 83.35	\$ 12.35	\$ 186.24	\$ 9.31	\$ 195.55
3	\$ 135.77	\$ 125.02	\$ 18.51	\$ 279.30	\$ 13.97	\$ 293.27
4	\$ 181.03	\$ 166.68	\$ 24.69	\$ 372.40	\$ 18.62	\$ 391.02
5	\$ 226.32	\$ 208.36	\$ 30.86	\$ 465.54	\$ 23.28	\$ 488.82

**2-65 Gallon Cart**

1	\$ 73.68	\$ 83.35	\$ 10.05	\$ 167.08	\$ 8.35	\$ 175.43
2	\$ 147.32	\$ 166.68	\$ 20.09	\$ 334.09	\$ 16.70	\$ 350.79
3	\$ 221.00	\$ 250.01	\$ 30.14	\$ 501.15	\$ 25.06	\$ 526.21
4	\$ 294.65	\$ 333.34	\$ 40.18	\$ 668.17	\$ 33.41	\$ 701.58
5	\$ 368.32	\$ 416.69	\$ 50.23	\$ 835.24	\$ 41.76	\$ 877.00

**3-65 Gallon Cart**

1	\$ 97.85	\$ 125.02	\$ 13.34	\$ 236.21	\$ 11.81	\$ 248.02
2	\$ 208.37	\$ 250.01	\$ 28.41	\$ 486.79	\$ 24.34	\$ 511.13
3	\$ 293.56	\$ 375.04	\$ 40.03	\$ 708.63	\$ 35.43	\$ 744.06
4	\$ 391.41	\$ 500.01	\$ 53.37	\$ 944.79	\$ 47.24	\$ 992.03
5	\$ 489.27	\$ 625.05	\$ 66.72	\$ 1,181.04	\$ 59.05	\$ 1,240.09

**4-65 Gallon Cart**

1	\$ 113.61	\$ 166.68	\$ 15.49	\$ 295.78	\$ 14.79	\$ 310.57
2	\$ 227.22	\$ 333.34	\$ 30.98	\$ 591.54	\$ 29.58	\$ 621.12
3	\$ 340.84	\$ 500.01	\$ 46.48	\$ 887.33	\$ 44.37	\$ 931.70
4	\$ 454.44	\$ 666.70	\$ 61.97	\$ 1,183.11	\$ 59.16	\$ 1,242.27
5	\$ 568.05	\$ 833.36	\$ 77.46	\$ 1,478.87	\$ 73.94	\$ 1,552.81

**Additional Cart after 4 Carts Per Week**

1	\$ 26.48	\$ 41.70	\$ 3.61	\$ 71.79	\$ 3.59	\$ 75.38
2	\$ 52.90	\$ 83.35	\$ 7.21	\$ 143.46	\$ 7.17	\$ 150.63
3	\$ 79.50	\$ 125.02	\$ 10.84	\$ 215.36	\$ 10.77	\$ 226.13
4	\$ 105.99	\$ 166.68	\$ 14.45	\$ 287.12	\$ 14.36	\$ 301.48
5	\$ 132.46	\$ 208.36	\$ 18.06	\$ 358.88	\$ 17.94	\$ 376.82

**Extra Pickup**

1	\$ 15.26	\$ 9.62	\$ 2.08	\$ 26.96	\$ 1.35	\$ 28.31
2	\$ 27.57	\$ 19.25	\$ 3.76	\$ 50.58	\$ 2.53	\$ 53.11
3	\$ 34.83	\$ 28.87	\$ 4.75	\$ 68.45	\$ 3.42	\$ 71.87
4	\$ 46.45	\$ 38.49	\$ 6.33	\$ 91.27	\$ 4.56	\$ 95.83
5	\$ 58.08	\$ 48.12	\$ 7.92	\$ 114.12	\$ 5.71	\$ 119.83

**1-35 Gallon Cart**

1x per week	\$ 45.28	\$ 20.83	\$ 6.17	\$ 72.28	\$ 3.61	\$ 75.89
-------------	----------	----------	---------	----------	---------	----------

**City of Coachella**

**Roll-off Rates**

**Exhibit A**

**Permanent Roll-Off Rates**

<u>Container Size (yds)</u>	<u>Rates Effective 7/1/2024</u>		
	<u>Service Rate</u>	<u>UUT</u>	<u>Total</u>
			<u>Rate</u>
	<u>Per Pull</u>	<u>Per Pull</u>	<u>Per Pull</u>
20	\$348.96	\$17.45	\$366.41
30	\$348.96	\$17.45	\$366.41
40	\$348.96	\$17.45	\$366.41

Incl 5% UUT

Plus actual Disposal fee  
Compactor rates are three times (3X) the pull rate

**Other Permanent Roll-off Fees:**

	<u>Service Rate</u>	<u>UUT</u>	<u>Total Rate</u>
Delivery Charge	N/A		N/A
Relocate Charge	\$79.85	\$3.99	\$83.84
Extra Trip	\$79.85	\$3.99	\$83.84
New Start	\$19.86	\$0.99	\$20.85
Re-Start	\$19.86	\$0.99	\$20.85
Contamination	\$88.86	\$4.44	\$93.30

**Temporary Roll-Off Rates**

<u>Container Size (yds)</u>	<u>Rates Effective 7/1/2024</u>		
	<u>Service Rate</u>	<u>UUT</u>	<u>Total</u>
			<u>Rate</u>
	<u>Per Pull</u>	<u>Per Pull</u>	<u>Per Pull</u>
20	\$348.96	\$17.45	\$366.41
30	\$348.96	\$17.45	\$366.41
40	\$348.96	\$17.45	\$366.41

Plus actual Disposal fee  
Compactor rates are three times (3X) the pull rate

**Other Temporary Roll-off Rates**

	<u>Service Rate</u>	<u>UUT</u>	<u>Total Rate</u>
Delivery Charge	N/A		
Per Diem Over 7 Days	\$48.29	\$2.41	\$50.70
Relocate Charge	\$83.77	\$4.19	\$87.96
Extra Trip	\$83.77	\$4.19	\$87.96
Concrete Washout - Load (+dump)	\$233.86	\$11.69	\$245.55
Concrete Washout - Pump	\$166.11	\$8.31	\$174.42
Contamination	\$89.68	\$4.48	\$94.16

**Rates are subject to additional 5% City Utility Tax**

**Consumer Price Index for All Urban Consumers (CPI-  
Original Data Value**

Series Id: CUURS49CSA0

Not Seasonally Adjusted

Series All items in Riverside-San Bernardino-Ontario, CA, all  
Title: urban consumers, not seasonally adjusted

Area: Riverside-San Bernardino-Ontario, CA

Item: All items

Base DECEMBER 2017=100

Period:

Years: 2017 to 2024

Year	Jan	Feb	Mar	Apr	May	Jun	Jul	Aug	Sep	Oct	Nov	Dec	Annual	HALF1	HALF2
2017												100.000			
2018	100.916	101.897	101.897	102.929	102.929	103.139	103.139	103.241	103.241	103.616	103.616	103.616	102.732	102.023	103.441
2019	103.991	104.749	104.749	105.959	105.959	105.816	105.816	106.412	106.412	106.573	106.573	106.573	105.697	104.998	106.397
2020	107.143	107.162	107.162	106.899	106.899	107.640	107.640	108.201	108.201	108.626	108.626	108.626	107.672	107.068	108.275
2021	109.550	110.981	110.981	113.222	113.222	114.682	114.682	115.557	115.557	117.206	117.206	117.206	113.875	111.588	116.162
2022	118.963	122.127	122.127	123.893	123.893	125.262	125.262	125.272	125.272	125.983	125.983	125.983	123.784	122.018	125.551
2023	127.683	127.707	127.707	128.768	128.768	129.525	129.525	131.372	131.372	131.372	131.372	131.372	129.545	128.130	130.961
2024	131.358	133.144	133.144												

Change

5.437

%

4.257%



**COACHELLA VALLEY TRANSFER STATION  
GATE FEE  
EFFECTIVE JULY 1, 2024**

FOR CALENDAR YEAR TONNAGE:	<u>Over 130,000</u> Current	<u>Over 130,000</u> Proposed	\$ Inc	% Inc
Sublease Payment	\$ 8.38	\$ 8.62	\$ 0.24	2.9%
Service Fee				
Facility Component	\$ 0.91	\$ 0.91	\$ -	0.0%
Operating Component	\$ 10.33	\$ 10.77	\$ 0.44	4.3%
Transport Component	\$ 16.26	\$ 16.96	\$ 0.70	4.3%
Disposal Fee	\$ 37.21	\$ 38.28	\$ 1.07	2.9%
<b>Total</b>	<b>\$ 73.09</b>	<b>\$ 75.54</b>	<b>\$ 2.45</b>	<b>3.4%</b>
<b>Out-of-County</b>	<b>\$ 78.09</b>	<b>\$ 80.54</b>		

### City of Coachella proposed 2024-25 Tax File

Customer Name	Parcel #	Address	Street	Service Level	Units	Total Monthly Rate	Total Annual Rate
CITY OF COACHELLA	009-711-742	86079	PALMERAS CIR	Trash Service	1	\$ 34.73	\$ 416.76
CITY OF COACHELLA	009-711-822	51299	PALMERAS CIR	Trash Service	1	\$ 34.73	\$ 416.76
CITY OF COACHELLA	009-711-825	86025	PALMERAS CIR	Trash Service	1	\$ 34.73	\$ 416.76
CITY OF COACHELLA	009-711-826	51405	MARIPOSA DR	Trash Service	1	\$ 34.73	\$ 416.76
CITY OF COACHELLA	009-712-246	51123	PALOMA DR	Trash Service	1	\$ 34.73	\$ 416.76
CITY OF COACHELLA	009-712-263	51325	PALMERAS CIR	Trash Service	1	\$ 34.73	\$ 416.76
CITY OF COACHELLA	009-712-581	86056	PALMERAS CIR	Trash Service	1	\$ 34.73	\$ 416.76
CITY OF COACHELLA	009-712-737	86076	PALMERAS CIR	Trash Service	1	\$ 34.73	\$ 416.76
CITY OF COACHELLA	009-713-017	86086	PALMERAS CIR	Trash Service	1	\$ 34.73	\$ 416.76
CITY OF COACHELLA	009-713-017	86086	PALMERAS CIR	Additional Trash	1	\$ 9.72	\$ 116.64
CITY OF COACHELLA	009-713-318	86010	PALMERAS CIR	Trash Service	1	\$ 34.73	\$ 416.76
CITY OF COACHELLA	009-713-318	86010	PALMERAS CIR	Additional Trash	1	\$ 9.72	\$ 116.64
CITY OF COACHELLA	009-717-163	51493	PALMERAS CIR	Trash Service	1	\$ 34.73	\$ 416.76
CITY OF COACHELLA	009-717-163	51493	PALMERAS CIR	Additional Trash	1	\$ 9.72	\$ 116.64
CITY OF COACHELLA	603-122-003	86105	VISTA DEL SUR	Trash Service	1	\$ 34.73	\$ 416.76
CITY OF COACHELLA	603-122-006	86125	VISTA DEL SUR	Trash Service	1	\$ 34.73	\$ 416.76
CITY OF COACHELLA	603-130-002	46800	TYLER ST	Trash Service	1	\$ 34.73	\$ 416.76
CITY OF COACHELLA	603-130-007	86475	VISTA DEL SUR	Trash Service	1	\$ 34.73	\$ 416.76
CITY OF COACHELLA	603-130-014	86479	VISTA DEL SUR	Trash Service	1	\$ 34.73	\$ 416.76
CITY OF COACHELLA	603-130-015	86481	VISTA DEL SUR	Trash Service	1	\$ 34.73	\$ 416.76
CITY OF COACHELLA	603-250-004	84500	AVE 49	Trash Service	1	\$ 34.73	\$ 416.76
CITY OF COACHELLA	603-250-004	84500	AVE 49	Additional Trash	1	\$ 9.72	\$ 116.64
CITY OF COACHELLA	603-250-006	84584	AVE 49	Trash Service	2	\$ 69.46	\$ 833.52
CITY OF COACHELLA	603-250-009	84670	AVE 49	Trash Service	1	\$ 34.73	\$ 416.76
CITY OF COACHELLA	603-250-009	84670	AVE 49	Additional Trash	2	\$ 19.44	\$ 233.28
CITY OF COACHELLA	603-270-021	49604	AVE DE ORO	Trash Service	1	\$ 34.73	\$ 416.76
CITY OF COACHELLA	603-270-022	49620	AVE DE ORO	Trash Service	5	\$ 173.65	\$ 2,083.80
CITY OF COACHELLA	603-281-001	49780	AVE DE ORO	Trash Service	1	\$ 34.73	\$ 416.76
CITY OF COACHELLA	603-281-002	49808	AVE DE ORO	Trash Service	1	\$ 34.73	\$ 416.76
CITY OF COACHELLA	603-281-003	49828	AVE DE ORO	Trash Service	1	\$ 34.73	\$ 416.76
CITY OF COACHELLA	603-281-003	49828	AVE DE ORO	Additional Trash	1	\$ 9.72	\$ 116.64
CITY OF COACHELLA	603-281-004	49856	AVE DE ORO	Trash Service	1	\$ 34.73	\$ 416.76
CITY OF COACHELLA	603-281-005	49884	AVE DE ORO	Trash Service	1	\$ 34.73	\$ 416.76

### City of Coachella proposed 2024-25 Tax File

Customer Name	Parcel #	Address	Street	Service Level	Units	Total Monthly Rate	Total Annual Rate
CITY OF COACHELLA	603-281-006	49912	AVE DE ORO	Trash Service	1	\$ 34.73	\$ 416.76
CITY OF COACHELLA	603-281-006	49912	AVE DE ORO	Additional Trash	1	\$ 9.72	\$ 116.64
CITY OF COACHELLA	603-281-007	49940	AVE DE ORO	Trash Service	1	\$ 34.73	\$ 416.76
CITY OF COACHELLA	603-281-008	49968	AVE DE ORO	Trash Service	1	\$ 34.73	\$ 416.76
CITY OF COACHELLA	603-281-008	49968	AVE DE ORO	Additional Trash	1	\$ 9.72	\$ 116.64
CITY OF COACHELLA	603-281-009	49998	AVE DE ORO	Trash Service	1	\$ 34.73	\$ 416.76
CITY OF COACHELLA	603-281-010	84791	VIA CONCHILLA	Trash Service	1	\$ 34.73	\$ 416.76
CITY OF COACHELLA	603-281-010	84791	VIA CONCHILLA	Additional Trash	1	\$ 9.72	\$ 116.64
CITY OF COACHELLA	603-281-011	49815	AVE DE PLATA	Trash Service	1	\$ 34.73	\$ 416.76
CITY OF COACHELLA	603-281-011	49815	AVE DE PLATA	Additional Trash	1	\$ 9.72	\$ 116.64
CITY OF COACHELLA	603-281-012	49845	AVE DE PLATA	Trash Service	1	\$ 34.73	\$ 416.76
CITY OF COACHELLA	603-281-013	49875	AVE DE PLATA	Trash Service	1	\$ 34.73	\$ 416.76
CITY OF COACHELLA	603-281-014	49905	AVE DE PLATA	Trash Service	1	\$ 34.73	\$ 416.76
CITY OF COACHELLA	603-281-014	49905	AVE DE PLATA	Additional Trash	1	\$ 9.72	\$ 116.64
CITY OF COACHELLA	603-281-015	49935	AVE DE PLATA	Trash Service	1	\$ 34.73	\$ 416.76
CITY OF COACHELLA	603-281-016	49965	AVE DE PLATA	Trash Service	1	\$ 34.73	\$ 416.76
CITY OF COACHELLA	603-281-016	49965	AVE DE PLATA	Additional Trash	1	\$ 9.72	\$ 116.64
CITY OF COACHELLA	603-281-017	84805	AVE 50	Trash Service	1	\$ 34.73	\$ 416.76
CITY OF COACHELLA	603-281-017	84805	AVE 50	Additional Trash	1	\$ 9.72	\$ 116.64
CITY OF COACHELLA	603-281-018	84801	VIA CONCHILLA	Trash Service	1	\$ 34.73	\$ 416.76
CITY OF COACHELLA	603-281-019	84811	VIA CONCHILLA	Trash Service	1	\$ 34.73	\$ 416.76
CITY OF COACHELLA	603-281-019	84811	VIA CONCHILLA	Additional Trash	1	\$ 9.72	\$ 116.64
CITY OF COACHELLA	603-281-020	84821	VIA CONCHILLA	Trash Service	1	\$ 34.73	\$ 416.76
CITY OF COACHELLA	603-281-021	84831	VIA CONCHILLA	Trash Service	1	\$ 34.73	\$ 416.76
CITY OF COACHELLA	603-281-022	84841	VIA CONCHILLA	Trash Service	1	\$ 34.73	\$ 416.76
CITY OF COACHELLA	603-281-023	49851	AVE DE PLATINA	Trash Service	1	\$ 34.73	\$ 416.76
CITY OF COACHELLA	603-281-024	49818	AVE DE PLATINA	Trash Service	1	\$ 34.73	\$ 416.76
CITY OF COACHELLA	603-281-025	49848	AVE DE PLATINA	Trash Service	1	\$ 34.73	\$ 416.76
CITY OF COACHELLA	603-281-025	49848	AVE DE PLATINA	Additional Trash	1	\$ 9.72	\$ 116.64
CITY OF COACHELLA	603-281-026	49878	AVE DE PLATINA	Trash Service	1	\$ 34.73	\$ 416.76
CITY OF COACHELLA	603-281-027	49908	AVE DE PLATINA	Trash Service	1	\$ 34.73	\$ 416.76
CITY OF COACHELLA	603-281-028	49938	AVE DE PLATINA	Trash Service	1	\$ 34.73	\$ 416.76
CITY OF COACHELLA	603-281-029	49968	AVE DE PLATINA	Trash Service	1	\$ 34.73	\$ 416.76

### City of Coachella proposed 2024-25 Tax File

Customer Name	Parcel #	Address	Street	Service Level	Units	Total Monthly Rate	Total Annual Rate
CITY OF COACHELLA	603-281-030	84855	AVE 50	Trash Service	1	\$ 34.73	\$ 416.76
CITY OF COACHELLA	603-281-030	84855	AVE 50	Additional Recycle	1	\$ 9.72	\$ 116.64
CITY OF COACHELLA	603-282-001	49846	AVE DE PLATA	Trash Service	1	\$ 34.73	\$ 416.76
CITY OF COACHELLA	603-282-001	49846	AVE DE PLATA	Additional Trash	1	\$ 9.72	\$ 116.64
CITY OF COACHELLA	603-282-002	49878	AVE DE PLATA	Trash Service	1	\$ 34.73	\$ 416.76
CITY OF COACHELLA	603-282-002	49878	AVE DE PLATA	Additional Trash	1	\$ 9.72	\$ 116.64
CITY OF COACHELLA	603-282-003	49908	AVE DE PLATA	Trash Service	1	\$ 34.73	\$ 416.76
CITY OF COACHELLA	603-282-004	49938	AVE DE PLATA	Trash Service	1	\$ 34.73	\$ 416.76
CITY OF COACHELLA	603-282-004	49938	AVE DE PLATA	Additional Trash	1	\$ 9.72	\$ 116.64
CITY OF COACHELLA	603-282-005	49968	AVE DE PLATA	Trash Service	1	\$ 34.73	\$ 416.76
CITY OF COACHELLA	603-282-006	49998	AVE DE PLATA	Trash Service	1	\$ 34.73	\$ 416.76
CITY OF COACHELLA	603-282-006	49998	AVE DE PLATA	Additional Trash	1	\$ 9.72	\$ 116.64
CITY OF COACHELLA	603-282-007	84812	VIA CONCHILLA	Trash Service	1	\$ 34.73	\$ 416.76
CITY OF COACHELLA	603-282-007	84812	VIA CONCHILLA	Additional Trash	1	\$ 9.72	\$ 116.64
CITY OF COACHELLA	603-282-008	49875	AVE DE PLATINA	Trash Service	1	\$ 34.73	\$ 416.76
CITY OF COACHELLA	603-282-008	49875	AVE DE PLATINA	Additional Trash	1	\$ 9.72	\$ 116.64
CITY OF COACHELLA	603-282-009	49905	AVE DE PLATINA	Trash Service	1	\$ 34.73	\$ 416.76
CITY OF COACHELLA	603-282-009	49905	AVE DE PLATINA	Additional Trash	1	\$ 9.72	\$ 116.64
CITY OF COACHELLA	603-282-010	49935	AVE DE PLATINA	Trash Service	1	\$ 34.73	\$ 416.76
CITY OF COACHELLA	603-282-010	49935	AVE DE PLATINA	Additional Trash	1	\$ 9.72	\$ 116.64
CITY OF COACHELLA	603-282-011	49965	AVE DE PLATINA	Trash Service	1	\$ 34.73	\$ 416.76
CITY OF COACHELLA	603-282-012	49997	AVE DE PLATINA	Trash Service	1	\$ 34.73	\$ 416.76
CITY OF COACHELLA	603-330-006	86570	AVE 50	Trash Service	1	\$ 34.73	\$ 416.76
CITY OF COACHELLA	603-350-014	49250	POLK ST	Trash Service	1	\$ 34.73	\$ 416.76
CITY OF COACHELLA	603-401-004	49999	AVE DEL PARQUE	Trash Service	1	\$ 34.73	\$ 416.76
CITY OF COACHELLA	603-401-004	49999	AVE DEL PARQUE	Additional Trash	1	\$ 9.72	\$ 116.64
CITY OF COACHELLA	603-401-005	49975	AVE DEL PARQUE	Trash Service	1	\$ 34.73	\$ 416.76
CITY OF COACHELLA	603-401-006	49963	AVE DEL PARQUE	Trash Service	1	\$ 34.73	\$ 416.76
CITY OF COACHELLA	603-401-007	49945	AVE DEL PARQUE	Trash Service	1	\$ 34.73	\$ 416.76
CITY OF COACHELLA	603-401-008	49927	AVE DEL PARQUE	Trash Service	1	\$ 34.73	\$ 416.76
CITY OF COACHELLA	603-401-008	49927	AVE DEL PARQUE	Additional Trash	1	\$ 9.72	\$ 116.64
CITY OF COACHELLA	603-401-009	49909	AVE DEL PARQUE	Trash Service	1	\$ 34.73	\$ 416.76
CITY OF COACHELLA	603-401-009	49909	AVE DEL PARQUE	Additional Trash	1	\$ 9.72	\$ 116.64

### City of Coachella proposed 2024-25 Tax File

Customer Name	Parcel #	Address	Street	Service Level	Units	Total Monthly Rate	Total Annual Rate
CITY OF COACHELLA	603-401-010	49891	AVE DEL PARQUE	Trash Service	1	\$ 34.73	\$ 416.76
CITY OF COACHELLA	603-401-011	84661	CORTE DEL PARQUE	Trash Service	1	\$ 34.73	\$ 416.76
CITY OF COACHELLA	603-401-012	84671	CORTE DEL PARQUE	Trash Service	1	\$ 34.73	\$ 416.76
CITY OF COACHELLA	603-401-013	49873	AVE DEL PARQUE	Trash Service	1	\$ 34.73	\$ 416.76
CITY OF COACHELLA	603-402-001	49838	AVE DEL PARQUE	Trash Service	1	\$ 34.73	\$ 416.76
CITY OF COACHELLA	603-402-002	49848	AVE DEL PARQUE	Trash Service	1	\$ 34.73	\$ 416.76
CITY OF COACHELLA	603-402-003	49866	AVE DEL PARQUE	Trash Service	1	\$ 34.73	\$ 416.76
CITY OF COACHELLA	603-402-004	49884	AVE DEL PARQUE	Trash Service	1	\$ 34.73	\$ 416.76
CITY OF COACHELLA	603-402-004	49884	AVE DEL PARQUE	Additional Trash	1	\$ 9.72	\$ 116.64
CITY OF COACHELLA	603-402-005	49902	AVE DEL PARQUE	Trash Service	1	\$ 34.73	\$ 416.76
CITY OF COACHELLA	603-402-005	49902	AVE DEL PARQUE	Additional Trash	1	\$ 9.72	\$ 116.64
CITY OF COACHELLA	603-402-006	49920	AVE DEL PARQUE	Trash Service	1	\$ 34.73	\$ 416.76
CITY OF COACHELLA	603-402-007	49938	AVE DEL PARQUE	Trash Service	1	\$ 34.73	\$ 416.76
CITY OF COACHELLA	603-402-008	49956	AVE DEL PARQUE	Trash Service	1	\$ 34.73	\$ 416.76
CITY OF COACHELLA	603-402-008	49956	AVE DEL PARQUE	Additional Trash	1	\$ 9.72	\$ 116.64
CITY OF COACHELLA	603-402-009	49974	AVE DEL PARQUE	Trash Service	1	\$ 34.73	\$ 416.76
CITY OF COACHELLA	603-402-009	49974	AVE DEL PARQUE	Additional Trash	1	\$ 9.72	\$ 116.64
CITY OF COACHELLA	603-402-010	49998	AVE DEL PARQUE	Trash Service	1	\$ 34.73	\$ 416.76
CITY OF COACHELLA	603-410-001	49661	CALLE DE VEGA	Trash Service	1	\$ 34.73	\$ 416.76
CITY OF COACHELLA	603-410-001	49661	CALLE DE VEGA	Additional Trash	1	\$ 9.72	\$ 116.64
CITY OF COACHELLA	603-410-002	49641	CALLE DE VEGA	Trash Service	1	\$ 34.73	\$ 416.76
CITY OF COACHELLA	603-410-003	49621	CALLE DE VEGA	Trash Service	1	\$ 34.73	\$ 416.76
CITY OF COACHELLA	603-410-004	49601	CALLE DE VEGA	Trash Service	1	\$ 34.73	\$ 416.76
CITY OF COACHELLA	603-410-004	49601	CALLE DE VEGA	Additional Trash	1	\$ 9.72	\$ 116.64
CITY OF COACHELLA	603-410-005	49581	CALLE DE VEGA	Trash Service	1	\$ 34.73	\$ 416.76
CITY OF COACHELLA	603-410-006	49561	CALLE DE VEGA	Trash Service	1	\$ 34.73	\$ 416.76
CITY OF COACHELLA	603-410-007	49541	CALLE DE VEGA	Trash Service	1	\$ 34.73	\$ 416.76
CITY OF COACHELLA	603-410-007	49541	CALLE DE VEGA	Additional Trash	1	\$ 9.72	\$ 116.64
CITY OF COACHELLA	603-410-026	49740	AVE CORTEZ	Trash Service	1	\$ 34.73	\$ 416.76
CITY OF COACHELLA	603-410-027	49760	AVE CORTEZ	Trash Service	1	\$ 34.73	\$ 416.76
CITY OF COACHELLA	603-410-028	49780	AVE CORTEZ	Trash Service	1	\$ 34.73	\$ 416.76
CITY OF COACHELLA	603-410-029	49800	AVE CORTEZ	Trash Service	1	\$ 34.73	\$ 416.76
CITY OF COACHELLA	603-410-030	49820	AVE CORTEZ	Trash Service	1	\$ 34.73	\$ 416.76

### City of Coachella proposed 2024-25 Tax File

Customer Name	Parcel #	Address	Street	Service Level	Units	Total Monthly Rate	Total Annual Rate
CITY OF COACHELLA	603-410-031	49840	AVE CORTEZ	Trash Service	1	\$ 34.73	\$ 416.76
CITY OF COACHELLA	603-410-032	49860	AVE CORTEZ	Trash Service	1	\$ 34.73	\$ 416.76
CITY OF COACHELLA	603-410-033	49880	AVE CORTEZ	Trash Service	1	\$ 34.73	\$ 416.76
CITY OF COACHELLA	603-410-033	49880	AVE CORTEZ	Additional Trash	1	\$ 9.72	\$ 116.64
CITY OF COACHELLA	603-410-034	49900	AVE CORTEZ	Trash Service	1	\$ 34.73	\$ 416.76
CITY OF COACHELLA	603-410-035	49920	AVE CORTEZ	Trash Service	1	\$ 34.73	\$ 416.76
CITY OF COACHELLA	603-410-035	49920	AVE CORTEZ	Additional Trash	1	\$ 9.72	\$ 116.64
CITY OF COACHELLA	603-410-036	49940	AVE CORTEZ	Trash Service	1	\$ 34.73	\$ 416.76
CITY OF COACHELLA	603-410-037	49970	AVE CORTEZ	Trash Service	1	\$ 34.73	\$ 416.76
CITY OF COACHELLA	603-410-037	49970	AVE CORTEZ	Additional Trash	1	\$ 9.72	\$ 116.64
CITY OF COACHELLA	603-410-038	49980	AVE CORTEZ	Trash Service	1	\$ 34.73	\$ 416.76
CITY OF COACHELLA	603-410-039	84601	VERA CRUZ	Trash Service	1	\$ 34.73	\$ 416.76
CITY OF COACHELLA	603-410-040	84591	VERA CRUZ	Trash Service	1	\$ 34.73	\$ 416.76
CITY OF COACHELLA	603-410-040	84591	VERA CRUZ	Additional Trash	1	\$ 9.72	\$ 116.64
CITY OF COACHELLA	603-410-041	84581	VERA CRUZ	Trash Service	1	\$ 34.73	\$ 416.76
CITY OF COACHELLA	603-410-041	84581	VERA CRUZ	Additional Trash	1	\$ 9.72	\$ 116.64
CITY OF COACHELLA	603-410-042	84571	VERA CRUZ	Trash Service	1	\$ 34.73	\$ 416.76
CITY OF COACHELLA	603-410-042	84571	VERA CRUZ	Additional Trash	1	\$ 9.72	\$ 116.64
CITY OF COACHELLA	603-410-043	49521	CALLE DE VEGA	Trash Service	1	\$ 34.73	\$ 416.76
CITY OF COACHELLA	603-410-043	49521	CALLE DE VEGA	Additional Trash	1	\$ 9.72	\$ 116.64
CITY OF COACHELLA	603-410-044	84510	CALLE LEON	Trash Service	1	\$ 34.73	\$ 416.76
CITY OF COACHELLA	603-410-044	84510	CALLE LEON	Additional Trash	1	\$ 9.72	\$ 116.64
CITY OF COACHELLA	603-410-045	84520	CALLE LEON	Trash Service	1	\$ 34.73	\$ 416.76
CITY OF COACHELLA	603-410-046	84530	CALLE LEON	Trash Service	1	\$ 34.73	\$ 416.76
CITY OF COACHELLA	603-410-046	84530	CALLE LEON	Additional Trash	1	\$ 9.72	\$ 116.64
CITY OF COACHELLA	603-410-047	84540	CALLE LEON	Trash Service	1	\$ 34.73	\$ 416.76
CITY OF COACHELLA	603-410-047	84540	CALLE LEON	Additional Trash	1	\$ 9.72	\$ 116.64
CITY OF COACHELLA	603-410-048	84550	CALLE LEON	Trash Service	1	\$ 34.73	\$ 416.76
CITY OF COACHELLA	603-410-048	84550	CALLE LEON	Additional Trash	1	\$ 9.72	\$ 116.64
CITY OF COACHELLA	603-410-049	84560	CALLE LEON	Trash Service	1	\$ 34.73	\$ 416.76
CITY OF COACHELLA	603-410-049	84560	CALLE LEON	Additional Trash	1	\$ 9.72	\$ 116.64
CITY OF COACHELLA	603-410-050	84570	CALLE LEON	Trash Service	1	\$ 34.73	\$ 416.76
CITY OF COACHELLA	603-410-051	84580	CALLE LEON	Trash Service	1	\$ 34.73	\$ 416.76



### City of Coachella proposed 2024-25 Tax File

Customer Name	Parcel #	Address	Street	Service Level	Units	Total Monthly Rate	Total Annual Rate
CITY OF COACHELLA	603-410-052	84590	CALLE LEON	Trash Service	1	\$ 34.73	\$ 416.76
CITY OF COACHELLA	603-410-053	84600	CALLE LEON	Trash Service	1	\$ 34.73	\$ 416.76
CITY OF COACHELLA	603-410-053	84600	CALLE LEON	Additional Trash	1	\$ 9.72	\$ 116.64
CITY OF COACHELLA	603-410-054	49520	AVE CORTEZ	Trash Service	1	\$ 34.73	\$ 416.76
CITY OF COACHELLA	603-410-054	49520	AVE CORTEZ	Additional Trash	1	\$ 9.72	\$ 116.64
CITY OF COACHELLA	603-410-055	49540	AVE CORTEZ	Trash Service	1	\$ 34.73	\$ 416.76
CITY OF COACHELLA	603-410-056	49560	AVE CORTEZ	Trash Service	1	\$ 34.73	\$ 416.76
CITY OF COACHELLA	603-410-056	49560	AVE CORTEZ	Additional Trash	1	\$ 9.72	\$ 116.64
CITY OF COACHELLA	603-410-057	49580	AVE CORTEZ	Trash Service	1	\$ 34.73	\$ 416.76
CITY OF COACHELLA	603-410-058	49600	AVE CORTEZ	Trash Service	1	\$ 34.73	\$ 416.76
CITY OF COACHELLA	603-410-059	49620	AVE CORTEZ	Trash Service	1	\$ 34.73	\$ 416.76
CITY OF COACHELLA	603-410-060	49640	AVE CORTEZ	Trash Service	1	\$ 34.73	\$ 416.76
CITY OF COACHELLA	603-410-061	49660	AVE CORTEZ	Trash Service	1	\$ 34.73	\$ 416.76
CITY OF COACHELLA	603-410-062	49680	AVE CORTEZ	Trash Service	1	\$ 34.73	\$ 416.76
CITY OF COACHELLA	603-410-063	49700	AVE CORTEZ	Trash Service	1	\$ 34.73	\$ 416.76
CITY OF COACHELLA	603-410-064	49720	AVE CORTEZ	Trash Service	1	\$ 34.73	\$ 416.76
CITY OF COACHELLA	603-410-064	49720	AVE CORTEZ	Additional Trash	1	\$ 9.72	\$ 116.64
CITY OF COACHELLA	603-410-064	49720	AVE CORTEZ	Additional Recycle	1	\$ 9.72	\$ 116.64
CITY OF COACHELLA	603-411-001	84551	VERA CRUZ	Trash Service	1	\$ 34.73	\$ 416.76
CITY OF COACHELLA	603-411-002	84541	VERA CRUZ	Trash Service	1	\$ 34.73	\$ 416.76
CITY OF COACHELLA	603-411-003	84531	VERA CRUZ	Trash Service	1	\$ 34.73	\$ 416.76
CITY OF COACHELLA	603-411-003	84531	VERA CRUZ	Additional Trash	1	\$ 9.72	\$ 116.64
CITY OF COACHELLA	603-411-004	84521	VERA CRUZ	Trash Service	1	\$ 34.73	\$ 416.76
CITY OF COACHELLA	603-411-005	84511	VERA CRUZ	Trash Service	1	\$ 34.73	\$ 416.76
CITY OF COACHELLA	603-411-006	84501	VERA CRUZ	Trash Service	1	\$ 34.73	\$ 416.76
CITY OF COACHELLA	603-411-007	84500	VERA CRUZ	Trash Service	1	\$ 34.73	\$ 416.76
CITY OF COACHELLA	603-411-007	84500	VERA CRUZ	Additional Trash	1	\$ 9.72	\$ 116.64
CITY OF COACHELLA	603-411-008	84510	VERA CRUZ	Trash Service	1	\$ 34.73	\$ 416.76
CITY OF COACHELLA	603-411-008	84510	VERA CRUZ	Additional Trash	1	\$ 9.72	\$ 116.64
CITY OF COACHELLA	603-411-009	84520	VERA CRUZ	Trash Service	1	\$ 34.73	\$ 416.76
CITY OF COACHELLA	603-411-010	84530	VERA CRUZ	Trash Service	1	\$ 34.73	\$ 416.76
CITY OF COACHELLA	603-411-010	84530	VERA CRUZ	Additional Trash	1	\$ 9.72	\$ 116.64
CITY OF COACHELLA	603-411-011	84540	VERA CRUZ	Trash Service	1	\$ 34.73	\$ 416.76

### City of Coachella proposed 2024-25 Tax File

Customer Name	Parcel #	Address	Street	Service Level	Units	Total Monthly Rate	Total Annual Rate
CITY OF COACHELLA	603-411-012	84550	VERA CRUZ	Trash Service	1	\$ 34.73	\$ 416.76
CITY OF COACHELLA	603-411-012	84550	VERA CRUZ	Additional Trash	1	\$ 9.72	\$ 116.64
CITY OF COACHELLA	603-411-013	84560	VERA CRUZ	Trash Service	1	\$ 34.73	\$ 416.76
CITY OF COACHELLA	603-411-013	84560	VERA CRUZ	Additional Trash	1	\$ 9.72	\$ 116.64
CITY OF COACHELLA	603-411-014	84570	VERA CRUZ	Trash Service	1	\$ 34.73	\$ 416.76
CITY OF COACHELLA	603-411-015	84580	VERA CRUZ	Trash Service	1	\$ 34.73	\$ 416.76
CITY OF COACHELLA	603-411-016	84590	VERA CRUZ	Trash Service	1	\$ 34.73	\$ 416.76
CITY OF COACHELLA	603-411-017	84591	VIA HERMOSA	Trash Service	1	\$ 34.73	\$ 416.76
CITY OF COACHELLA	603-411-018	84581	VIA HERMOSA	Trash Service	1	\$ 34.73	\$ 416.76
CITY OF COACHELLA	603-411-019	84571	VIA HERMOSA	Trash Service	1	\$ 34.73	\$ 416.76
CITY OF COACHELLA	603-411-020	84561	VIA HERMOSA	Trash Service	1	\$ 34.73	\$ 416.76
CITY OF COACHELLA	603-411-021	84551	VIA HERMOSA	Trash Service	1	\$ 34.73	\$ 416.76
CITY OF COACHELLA	603-411-021	84551	VIA HERMOSA	Additional Recycle	1	\$ 9.72	\$ 116.64
CITY OF COACHELLA	603-411-022	84541	VIA HERMOSA	Trash Service	1	\$ 34.73	\$ 416.76
CITY OF COACHELLA	603-411-023	84531	VIA HERMOSA	Trash Service	1	\$ 34.73	\$ 416.76
CITY OF COACHELLA	603-411-024	84521	VIA HERMOSA	Trash Service	1	\$ 34.73	\$ 416.76
CITY OF COACHELLA	603-411-024	84521	VIA HERMOSA	Additional Trash	1	\$ 9.72	\$ 116.64
CITY OF COACHELLA	603-411-025	84511	VIA HERMOSA	Trash Service	1	\$ 34.73	\$ 416.76
CITY OF COACHELLA	603-411-026	84501	VIA HERMOSA	Trash Service	1	\$ 34.73	\$ 416.76
CITY OF COACHELLA	603-411-026	84501	VIA HERMOSA	Additional Trash	1	\$ 9.72	\$ 116.64
CITY OF COACHELLA	603-411-027	84500	VIA HERMOSA	Trash Service	1	\$ 34.73	\$ 416.76
CITY OF COACHELLA	603-411-027	84500	VIA HERMOSA	Additional Trash	1	\$ 9.72	\$ 116.64
CITY OF COACHELLA	603-411-028	84510	VIA HERMOSA	Trash Service	1	\$ 34.73	\$ 416.76
CITY OF COACHELLA	603-411-028	84510	VIA HERMOSA	Additional Trash	1	\$ 9.72	\$ 116.64
CITY OF COACHELLA	603-411-029	84520	VIA HERMOSA	Trash Service	1	\$ 34.73	\$ 416.76
CITY OF COACHELLA	603-411-029	84520	VIA HERMOSA	Additional Trash	1	\$ 9.72	\$ 116.64
CITY OF COACHELLA	603-411-030	84530	VIA HERMOSA	Trash Service	1	\$ 34.73	\$ 416.76
CITY OF COACHELLA	603-411-031	84540	VIA HERMOSA	Trash Service	1	\$ 34.73	\$ 416.76
CITY OF COACHELLA	603-411-032	84550	VIA HERMOSA	Trash Service	1	\$ 34.73	\$ 416.76
CITY OF COACHELLA	603-411-033	84560	VIA HERMOSA	Trash Service	1	\$ 34.73	\$ 416.76
CITY OF COACHELLA	603-411-034	84570	VIA HERMOSA	Trash Service	1	\$ 34.73	\$ 416.76
CITY OF COACHELLA	603-411-035	84580	VIA HERMOSA	Trash Service	1	\$ 34.73	\$ 416.76
CITY OF COACHELLA	603-411-036	84590	VIA HERMOSA	Trash Service	1	\$ 34.73	\$ 416.76

### City of Coachella proposed 2024-25 Tax File

Customer Name	Parcel #	Address	Street	Service Level	Units	Total Monthly Rate	Total Annual Rate
CITY OF COACHELLA	603-411-036	84590	VIA HERMOSA	Additional Trash	1	\$ 9.72	\$ 116.64
CITY OF COACHELLA	603-411-037	84591	VIA DURANGO	Trash Service	1	\$ 34.73	\$ 416.76
CITY OF COACHELLA	603-411-037	84591	VIA DURANGO	Additional Trash	1	\$ 9.72	\$ 116.64
CITY OF COACHELLA	603-411-038	84581	VIA DURANGO	Trash Service	1	\$ 34.73	\$ 416.76
CITY OF COACHELLA	603-411-038	84581	VIA DURANGO	Additional Trash	1	\$ 9.72	\$ 116.64
CITY OF COACHELLA	603-411-039	84571	VIA DURANGO	Trash Service	1	\$ 34.73	\$ 416.76
CITY OF COACHELLA	603-411-039	84571	VIA DURANGO	Additional Trash	1	\$ 9.72	\$ 116.64
CITY OF COACHELLA	603-411-040	84561	VIA DURANGO	Trash Service	1	\$ 34.73	\$ 416.76
CITY OF COACHELLA	603-411-040	84561	VIA DURANGO	Additional Trash	1	\$ 9.72	\$ 116.64
CITY OF COACHELLA	603-411-041	84551	VIA DURANGO	Trash Service	1	\$ 34.73	\$ 416.76
CITY OF COACHELLA	603-411-042	84541	VIA DURANGO	Trash Service	1	\$ 34.73	\$ 416.76
CITY OF COACHELLA	603-411-043	84531	VIA DURANGO	Trash Service	1	\$ 34.73	\$ 416.76
CITY OF COACHELLA	603-411-044	84521	VIA DURANGO	Trash Service	1	\$ 34.73	\$ 416.76
CITY OF COACHELLA	603-411-045	84511	VIA DURANGO	Trash Service	1	\$ 34.73	\$ 416.76
CITY OF COACHELLA	603-411-046	84501	VIA DURANGO	Trash Service	1	\$ 34.73	\$ 416.76
CITY OF COACHELLA	603-411-047	84500	VIA DURANGO	Trash Service	1	\$ 34.73	\$ 416.76
CITY OF COACHELLA	603-411-047	84500	VIA DURANGO	Additional Trash	1	\$ 9.72	\$ 116.64
CITY OF COACHELLA	603-411-048	84510	VIA DURANGO	Trash Service	1	\$ 34.73	\$ 416.76
CITY OF COACHELLA	603-411-049	84520	VIA DURANGO	Trash Service	1	\$ 34.73	\$ 416.76
CITY OF COACHELLA	603-411-050	84530	VIA DURANGO	Trash Service	1	\$ 34.73	\$ 416.76
CITY OF COACHELLA	603-411-051	84540	VIA DURANGO	Trash Service	1	\$ 34.73	\$ 416.76
CITY OF COACHELLA	603-411-052	84550	VIA DURANGO	Trash Service	1	\$ 34.73	\$ 416.76
CITY OF COACHELLA	603-411-053	84560	VIA DURANGO	Trash Service	1	\$ 34.73	\$ 416.76
CITY OF COACHELLA	603-411-054	84570	VIA DURANGO	Trash Service	1	\$ 34.73	\$ 416.76
CITY OF COACHELLA	603-411-054	84570	VIA DURANGO	Additional Trash	1	\$ 9.72	\$ 116.64
CITY OF COACHELLA	603-411-055	84580	VIA DURANGO	Trash Service	1	\$ 34.73	\$ 416.76
CITY OF COACHELLA	603-411-055	84580	VIA DURANGO	Additional Trash	1	\$ 9.72	\$ 116.64
CITY OF COACHELLA	603-411-056	84590	VIA DURANGO	Trash Service	1	\$ 34.73	\$ 416.76
CITY OF COACHELLA	603-411-056	84590	VIA DURANGO	Additional Trash	1	\$ 9.72	\$ 116.64
CITY OF COACHELLA	603-411-057	84591	PASEO LAREDO	Trash Service	1	\$ 34.73	\$ 416.76
CITY OF COACHELLA	603-411-057	84591	PASEO LAREDO	Additional Trash	1	\$ 9.72	\$ 116.64
CITY OF COACHELLA	603-411-058	84581	PASEO LAREDO	Trash Service	1	\$ 34.73	\$ 416.76
CITY OF COACHELLA	603-411-059	84571	PASEO LAREDO	Trash Service	1	\$ 34.73	\$ 416.76

### City of Coachella proposed 2024-25 Tax File

Customer Name	Parcel #	Address	Street	Service Level	Units	Total Monthly Rate	Total Annual Rate
CITY OF COACHELLA	603-411-060	84561	PASEO LAREDO	Trash Service	1	\$ 34.73	\$ 416.76
CITY OF COACHELLA	603-411-060	84561	PASEO LAREDO	Additional Trash	1	\$ 9.72	\$ 116.64
CITY OF COACHELLA	603-411-061	84551	PASEO LAREDO	Trash Service	1	\$ 34.73	\$ 416.76
CITY OF COACHELLA	603-411-062	84541	PASEO LAREDO	Trash Service	1	\$ 34.73	\$ 416.76
CITY OF COACHELLA	603-411-063	84531	PASEO LAREDO	Trash Service	1	\$ 34.73	\$ 416.76
CITY OF COACHELLA	603-411-064	84521	PASEO LAREDO	Trash Service	1	\$ 34.73	\$ 416.76
CITY OF COACHELLA	603-411-065	84511	PASEO LAREDO	Trash Service	1	\$ 34.73	\$ 416.76
CITY OF COACHELLA	603-411-066	84501	PASEO LAREDO	Trash Service	1	\$ 34.73	\$ 416.76
CITY OF COACHELLA	603-411-066	84501	PASEO LAREDO	Additional Trash	2	\$ 19.44	\$ 233.28
CITY OF COACHELLA	603-412-005	49560	CALLE DE VEGA	Trash Service	1	\$ 34.73	\$ 416.76
CITY OF COACHELLA	603-412-006	49580	CALLE DE VEGA	Trash Service	1	\$ 34.73	\$ 416.76
CITY OF COACHELLA	603-412-007	49600	CALLE DE VEGA	Trash Service	1	\$ 34.73	\$ 416.76
CITY OF COACHELLA	603-412-007	49600	CALLE DE VEGA	Additional Trash	1	\$ 9.72	\$ 116.64
CITY OF COACHELLA	603-412-008	49620	CALLE DE VEGA	Trash Service	1	\$ 34.73	\$ 416.76
CITY OF COACHELLA	603-412-009	49640	CALLE DE VEGA	Trash Service	1	\$ 34.73	\$ 416.76
CITY OF COACHELLA	603-412-010	49660	CALLE DE VEGA	Trash Service	1	\$ 34.73	\$ 416.76
CITY OF COACHELLA	603-412-018	84550	PASEO LAREDO	Trash Service	1	\$ 34.73	\$ 416.76
CITY OF COACHELLA	603-412-019	84560	PASEO LAREDO	Trash Service	1	\$ 34.73	\$ 416.76
CITY OF COACHELLA	603-412-020	84570	PASEO LAREDO	Trash Service	1	\$ 34.73	\$ 416.76
CITY OF COACHELLA	603-412-020	84570	PASEO LAREDO	Additional Trash	1	\$ 9.72	\$ 116.64
CITY OF COACHELLA	603-412-021	49661	AVE CORTEZ	Trash Service	1	\$ 34.73	\$ 416.76
CITY OF COACHELLA	603-412-021	49661	AVE CORTEZ	Additional Trash	1	\$ 9.72	\$ 116.64
CITY OF COACHELLA	603-412-022	49641	AVE CORTEZ	Trash Service	1	\$ 34.73	\$ 416.76
CITY OF COACHELLA	603-412-023	49621	AVE CORTEZ	Trash Service	1	\$ 34.73	\$ 416.76
CITY OF COACHELLA	603-412-024	49601	AVE CORTEZ	Trash Service	1	\$ 34.73	\$ 416.76
CITY OF COACHELLA	603-412-024	49601	AVE CORTEZ	Additional Trash	1	\$ 9.72	\$ 116.64
CITY OF COACHELLA	603-412-025	49581	AVE CORTEZ	Trash Service	1	\$ 34.73	\$ 416.76
CITY OF COACHELLA	603-412-026	49561	AVE CORTEZ	Trash Service	1	\$ 34.73	\$ 416.76
CITY OF COACHELLA	603-412-027	84561	CALLE LEON	Trash Service	1	\$ 34.73	\$ 416.76
CITY OF COACHELLA	603-412-028	84551	CALLE LEON	Trash Service	1	\$ 34.73	\$ 416.76
CITY OF COACHELLA	603-412-029	84541	CALLE LEON	Trash Service	1	\$ 34.73	\$ 416.76
CITY OF COACHELLA	603-421-002	49045	JAZMIN ST	Trash Service	1	\$ 34.73	\$ 416.76
CITY OF COACHELLA	603-421-002	49045	JAZMIN ST	Additional Trash	1	\$ 9.72	\$ 116.64

### City of Coachella proposed 2024-25 Tax File

Customer Name	Parcel #	Address	Street	Service Level	Units	Total Monthly Rate	Total Annual Rate
CITY OF COACHELLA	603-421-002	49045	JAZMIN ST	Additional Recycle	1	\$ 9.72	\$ 116.64
CITY OF COACHELLA	603-421-003	49075	JAZMIN ST	Trash Service	1	\$ 34.73	\$ 416.76
CITY OF COACHELLA	603-421-003	49075	JAZMIN ST	Additional Trash	1	\$ 9.72	\$ 116.64
CITY OF COACHELLA	603-421-004	49105	JAZMIN ST	Trash Service	1	\$ 34.73	\$ 416.76
CITY OF COACHELLA	603-421-005	49135	JAZMIN ST	Trash Service	1	\$ 34.73	\$ 416.76
CITY OF COACHELLA	603-421-006	49165	JAZMIN ST	Trash Service	1	\$ 34.73	\$ 416.76
CITY OF COACHELLA	603-421-007	49195	JAZMIN ST	Trash Service	1	\$ 34.73	\$ 416.76
CITY OF COACHELLA	603-421-007	49195	JAZMIN ST	Additional Trash	1	\$ 9.72	\$ 116.64
CITY OF COACHELLA	603-421-008	49225	JAZMIN ST	Trash Service	1	\$ 34.73	\$ 416.76
CITY OF COACHELLA	603-421-008	49225	JAZMIN ST	Additional Recycle	1	\$ 9.72	\$ 116.64
CITY OF COACHELLA	603-421-009	49007	JAZMIN ST	Trash Service	1	\$ 34.73	\$ 416.76
CITY OF COACHELLA	603-421-010	49015	JAZMIN ST	Trash Service	1	\$ 34.73	\$ 416.76
CITY OF COACHELLA	603-421-010	49015	JAZMIN ST	Additional Trash	1	\$ 9.72	\$ 116.64
CITY OF COACHELLA	603-422-001	84455	MARGARITA AVE	Trash Service	1	\$ 34.73	\$ 416.76
CITY OF COACHELLA	603-422-001	84455	MARGARITA AVE	Additional Trash	1	\$ 9.72	\$ 116.64
CITY OF COACHELLA	603-422-002	84443	MARGARITA AVE	Trash Service	1	\$ 34.73	\$ 416.76
CITY OF COACHELLA	603-422-003	84431	MARGARITA AVE	Trash Service	1	\$ 34.73	\$ 416.76
CITY OF COACHELLA	603-422-003	84431	MARGARITA AVE	Additional Trash	1	\$ 9.72	\$ 116.64
CITY OF COACHELLA	603-422-004	84419	MARGARITA AVE	Trash Service	1	\$ 34.73	\$ 416.76
CITY OF COACHELLA	603-422-005	84407	MARGARITA AVE	Trash Service	1	\$ 34.73	\$ 416.76
CITY OF COACHELLA	603-422-005	84407	MARGARITA AVE	Additional Trash	1	\$ 9.72	\$ 116.64
CITY OF COACHELLA	603-422-006	84395	MARGARITA AVE	Trash Service	1	\$ 34.73	\$ 416.76
CITY OF COACHELLA	603-422-007	84383	MARGARITA AVE	Trash Service	1	\$ 34.73	\$ 416.76
CITY OF COACHELLA	603-422-008	84371	MARGARITA AVE	Trash Service	2	\$ 69.46	\$ 833.52
CITY OF COACHELLA	603-422-008	84371	MARGARITA AVE	Additional Trash	2	\$ 19.44	\$ 233.28
CITY OF COACHELLA	603-422-009	84359	MARGARITA AVE	Trash Service	1	\$ 34.73	\$ 416.76
CITY OF COACHELLA	603-422-009	84359	MARGARITA AVE	Additional Trash	1	\$ 9.72	\$ 116.64
CITY OF COACHELLA	603-422-010	84347	MARGARITA AVE	Trash Service	1	\$ 34.73	\$ 416.76
CITY OF COACHELLA	603-422-011	84335	MARGARITA AVE	Trash Service	1	\$ 34.73	\$ 416.76
CITY OF COACHELLA	603-422-012	84323	MARGARITA AVE	Trash Service	1	\$ 34.73	\$ 416.76
CITY OF COACHELLA	603-422-013	49070	JAZMIN ST	Trash Service	1	\$ 34.73	\$ 416.76
CITY OF COACHELLA	603-422-013	49070	JAZMIN ST	Additional Trash	1	\$ 9.72	\$ 116.64
CITY OF COACHELLA	603-422-014	49100	JAZMIN ST	Trash Service	1	\$ 34.73	\$ 416.76

### City of Coachella proposed 2024-25 Tax File

Customer Name	Parcel #	Address	Street	Service Level	Units	Total Monthly Rate	Total Annual Rate
CITY OF COACHELLA	603-422-014	49100	JAZMIN ST	Additional Trash	1	\$ 9.72	\$ 116.64
CITY OF COACHELLA	603-422-015	49130	JAZMIN ST	Trash Service	1	\$ 34.73	\$ 416.76
CITY OF COACHELLA	603-422-015	49130	JAZMIN ST	Additional Trash	1	\$ 9.72	\$ 116.64
CITY OF COACHELLA	603-422-016	49160	JAZMIN ST	Trash Service	1	\$ 34.73	\$ 416.76
CITY OF COACHELLA	603-422-016	49160	JAZMIN ST	Additional Trash	1	\$ 9.72	\$ 116.64
CITY OF COACHELLA	603-422-017	49190	JAZMIN ST	Trash Service	1	\$ 34.73	\$ 416.76
CITY OF COACHELLA	603-422-017	49190	JAZMIN ST	Additional Recycle	1	\$ 9.72	\$ 116.64
CITY OF COACHELLA	603-422-017	49190	JAZMIN ST	Additional Trash	1	\$ 9.72	\$ 116.64
CITY OF COACHELLA	603-422-018	49220	JAZMIN ST	Trash Service	1	\$ 34.73	\$ 416.76
CITY OF COACHELLA	603-422-019	49225	TULIPAN ST	Trash Service	1	\$ 34.73	\$ 416.76
CITY OF COACHELLA	603-422-019	49225	TULIPAN ST	Additional Trash	1	\$ 9.72	\$ 116.64
CITY OF COACHELLA	603-422-020	49195	TULIPAN ST	Trash Service	1	\$ 34.73	\$ 416.76
CITY OF COACHELLA	603-422-021	49165	TULIPAN ST	Trash Service	1	\$ 34.73	\$ 416.76
CITY OF COACHELLA	603-422-021	49165	TULIPAN ST	Additional Trash	1	\$ 9.72	\$ 116.64
CITY OF COACHELLA	603-422-024	84360	ROSAL AVE	Trash Service	1	\$ 34.73	\$ 416.76
CITY OF COACHELLA	603-422-025	84372	ROSAL AVE	Trash Service	1	\$ 34.73	\$ 416.76
CITY OF COACHELLA	603-422-025	84372	ROSAL AVE	Additional Trash	1	\$ 9.72	\$ 116.64
CITY OF COACHELLA	603-422-026	84384	ROSAL AVE	Trash Service	1	\$ 34.73	\$ 416.76
CITY OF COACHELLA	603-422-026	84384	ROSAL AVE	Additional Trash	1	\$ 9.72	\$ 116.64
CITY OF COACHELLA	603-422-026	84384	ROSAL AVE	Additional Recycle	1	\$ 9.72	\$ 116.64
CITY OF COACHELLA	603-422-027	84386	ROSAL AVE	Trash Service	1	\$ 34.73	\$ 416.76
CITY OF COACHELLA	603-422-027	84386	ROSAL AVE	Additional Trash	1	\$ 9.72	\$ 116.64
CITY OF COACHELLA	603-422-028	84408	ROSAL AVE	Trash Service	1	\$ 34.73	\$ 416.76
CITY OF COACHELLA	603-422-029	84420	ROSAL AVE	Trash Service	1	\$ 34.73	\$ 416.76
CITY OF COACHELLA	603-422-029	84420	ROSAL AVE	Additional Trash	1	\$ 9.72	\$ 116.64
CITY OF COACHELLA	603-422-030	84436	ROSAL AVE	Trash Service	1	\$ 34.73	\$ 416.76
CITY OF COACHELLA	603-422-030	84436	ROSAL AVE	Additional Trash	1	\$ 9.72	\$ 116.64
CITY OF COACHELLA	603-422-031	84444	ROSAL AVE	Trash Service	1	\$ 34.73	\$ 416.76
CITY OF COACHELLA	603-422-031	84444	ROSAL AVE	Additional Trash	1	\$ 9.72	\$ 116.64
CITY OF COACHELLA	603-422-032	84456	ROSAL AVE	Trash Service	1	\$ 34.73	\$ 416.76
CITY OF COACHELLA	603-422-032	84456	ROSAL AVE	Additional Organics	1	\$ 9.72	\$ 116.64
CITY OF COACHELLA	603-422-034	49135	TULIPAN ST	Trash Service	1	\$ 34.73	\$ 416.76
CITY OF COACHELLA	603-422-035	49105	TULIPAN ST	Trash Service	1	\$ 34.73	\$ 416.76



### City of Coachella proposed 2024-25 Tax File

Customer Name	Parcel #	Address	Street	Service Level	Units	Total Monthly Rate	Total Annual Rate
CITY OF COACHELLA	603-422-035	49105	TULIPAN ST	Additional Trash	1	\$ 9.72	\$ 116.64
CITY OF COACHELLA	603-422-036	84336	ROSAL AVE	Trash Service	1	\$ 34.73	\$ 416.76
CITY OF COACHELLA	603-422-037	84348	ROSAL AVE	Trash Service	1	\$ 34.73	\$ 416.76
CITY OF COACHELLA	603-423-001	84455	ROSAL AVE	Trash Service	1	\$ 34.73	\$ 416.76
CITY OF COACHELLA	603-423-002	84443	ROSAL AVE	Trash Service	1	\$ 34.73	\$ 416.76
CITY OF COACHELLA	603-423-002	84443	ROSAL AVE	Additional Trash	1	\$ 9.72	\$ 116.64
CITY OF COACHELLA	603-423-003	84431	ROSAL AVE	Trash Service	1	\$ 34.73	\$ 416.76
CITY OF COACHELLA	603-423-003	84431	ROSAL AVE	Additional Trash	1	\$ 9.72	\$ 116.64
CITY OF COACHELLA	603-423-004	84419	ROSAL AVE	Trash Service	1	\$ 34.73	\$ 416.76
CITY OF COACHELLA	603-423-004	84419	ROSAL AVE	Additional Trash	1	\$ 9.72	\$ 116.64
CITY OF COACHELLA	603-423-005	84407	ROSAL AVE	Trash Service	1	\$ 34.73	\$ 416.76
CITY OF COACHELLA	603-423-006	84395	ROSAL AVE	Trash Service	1	\$ 34.73	\$ 416.76
CITY OF COACHELLA	603-423-006	84395	ROSAL AVE	Additional Trash	1	\$ 9.72	\$ 116.64
CITY OF COACHELLA	603-423-007	84383	ROSAL AVE	Trash Service	1	\$ 34.73	\$ 416.76
CITY OF COACHELLA	603-423-011	84396	AMAPOLA LANE	Trash Service	1	\$ 34.73	\$ 416.76
CITY OF COACHELLA	603-423-012	84408	AMAPOLA LANE	Trash Service	1	\$ 34.73	\$ 416.76
CITY OF COACHELLA	603-423-013	84420	AMAPOLA LANE	Trash Service	1	\$ 34.73	\$ 416.76
CITY OF COACHELLA	603-423-013	84420	AMAPOLA LANE	Additional Trash	1	\$ 9.72	\$ 116.64
CITY OF COACHELLA	603-423-014	84432	AMAPOLA LANE	Trash Service	1	\$ 34.73	\$ 416.76
CITY OF COACHELLA	603-423-015	84444	AMAPOLA LANE	Trash Service	1	\$ 34.73	\$ 416.76
CITY OF COACHELLA	603-423-016	84456	AMAPOLA LANE	Trash Service	1	\$ 34.73	\$ 416.76
CITY OF COACHELLA	603-423-016	84456	AMAPOLA LANE	Additional Trash	1	\$ 9.72	\$ 116.64
CITY OF COACHELLA	603-423-017	49220	TULIPAN ST	Trash Service	1	\$ 34.73	\$ 416.76
CITY OF COACHELLA	603-423-021	49255	ORQUIDEA LANE	Trash Service	1	\$ 34.73	\$ 416.76
CITY OF COACHELLA	603-423-021	49255	ORQUIDEA LANE	Additional Trash	1	\$ 9.72	\$ 116.64
CITY OF COACHELLA	603-423-023	49160	TULIPAN ST	Trash Service	1	\$ 34.73	\$ 416.76
CITY OF COACHELLA	603-423-024	49190	TULIPAN ST	Trash Service	1	\$ 34.73	\$ 416.76
CITY OF COACHELLA	603-423-024	49190	TULIPAN ST	Additional Recycle	1	\$ 9.72	\$ 116.64
CITY OF COACHELLA	603-423-024	49190	TULIPAN ST	Additional Trash	1	\$ 9.72	\$ 116.64
CITY OF COACHELLA	603-423-025	84371	ROSAL AVE	Trash Service	1	\$ 34.73	\$ 416.76
CITY OF COACHELLA	603-423-025	84371	ROSAL AVE	Additional Trash	1	\$ 9.72	\$ 116.64
CITY OF COACHELLA	603-423-026	84373	ROSAL AVE	Trash Service	1	\$ 34.73	\$ 416.76
CITY OF COACHELLA	603-423-026	84373	ROSAL AVE	Additional Trash	1	\$ 9.72	\$ 116.64

### City of Coachella proposed 2024-25 Tax File

Customer Name	Parcel #	Address	Street	Service Level	Units	Total Monthly Rate	Total Annual Rate
CITY OF COACHELLA	603-424-001	84300	MARGARITA AVE	Trash Service	1	\$ 34.73	\$ 416.76
CITY OF COACHELLA	603-424-001	84300	MARGARITA AVE	Additional Trash	1	\$ 9.72	\$ 116.64
CITY OF COACHELLA	603-424-002	84312	MARGARITA AVE	Trash Service	1	\$ 34.73	\$ 416.76
CITY OF COACHELLA	603-424-002	84312	MARGARITA AVE	Additional Trash	1	\$ 9.72	\$ 116.64
CITY OF COACHELLA	603-424-003	84324	MARGARITA AVE	Trash Service	1	\$ 34.73	\$ 416.76
CITY OF COACHELLA	603-424-004	84336	MARGARITA AVE	Trash Service	1	\$ 34.73	\$ 416.76
CITY OF COACHELLA	603-424-005	84348	MARGARITA AVE	Trash Service	1	\$ 34.73	\$ 416.76
CITY OF COACHELLA	603-424-005	84348	MARGARITA AVE	Additional Trash	1	\$ 9.72	\$ 116.64
CITY OF COACHELLA	603-424-006	84360	MARGARITA AVE	Trash Service	1	\$ 34.73	\$ 416.76
CITY OF COACHELLA	603-424-007	84372	MARGARITA AVE	Trash Service	1	\$ 34.73	\$ 416.76
CITY OF COACHELLA	603-424-008	84384	MARGARITA AVE	Trash Service	1	\$ 34.73	\$ 416.76
CITY OF COACHELLA	603-424-008	84384	MARGARITA AVE	Additional Trash	1	\$ 9.72	\$ 116.64
CITY OF COACHELLA	603-424-009	84396	MARGARITA AVE	Trash Service	1	\$ 34.73	\$ 416.76
CITY OF COACHELLA	603-424-009	84396	MARGARITA AVE	Additional Trash	1	\$ 9.72	\$ 116.64
CITY OF COACHELLA	603-424-010	84408	MARGARITA AVE	Trash Service	1	\$ 34.73	\$ 416.76
CITY OF COACHELLA	603-424-010	84408	MARGARITA AVE	Additional Trash	1	\$ 9.72	\$ 116.64
CITY OF COACHELLA	603-424-011	84420	MARGARITA AVE	Trash Service	1	\$ 34.73	\$ 416.76
CITY OF COACHELLA	603-424-012	84432	MARGARITA AVE	Trash Service	1	\$ 34.73	\$ 416.76
CITY OF COACHELLA	603-424-013	84444	MARGARITA AVE	Trash Service	1	\$ 34.73	\$ 416.76
CITY OF COACHELLA	603-424-013	84444	MARGARITA AVE	Additional Recycle	1	\$ 9.72	\$ 116.64
CITY OF COACHELLA	603-424-014	84456	MARGARITA AVE	Trash Service	1	\$ 34.73	\$ 416.76
CITY OF COACHELLA	603-424-015	84468	MARGARITA AVE	Trash Service	1	\$ 34.73	\$ 416.76
CITY OF COACHELLA	603-424-016	49070	HIBISCO ST	Trash Service	1	\$ 34.73	\$ 416.76
CITY OF COACHELLA	603-424-016	49070	HIBISCO ST	Additional Trash	1	\$ 9.72	\$ 116.64
CITY OF COACHELLA	603-424-017	49100	HIBISCO ST	Trash Service	1	\$ 34.73	\$ 416.76
CITY OF COACHELLA	603-424-017	49100	HIBISCO ST	Additional Trash	1	\$ 9.72	\$ 116.64
CITY OF COACHELLA	603-424-018	49130	HIBISCO ST	Trash Service	1	\$ 34.73	\$ 416.76
CITY OF COACHELLA	603-424-024	49136	HIBISCO ST	Trash Service	1	\$ 34.73	\$ 416.76
CITY OF COACHELLA	603-424-024	49136	HIBISCO ST	Additional Trash	1	\$ 9.72	\$ 116.64
CITY OF COACHELLA	603-424-025	49152	HIBISCO ST	Trash Service	1	\$ 34.73	\$ 416.76
CITY OF COACHELLA	603-424-026	49170	HIBISCO ST	Trash Service	1	\$ 34.73	\$ 416.76
CITY OF COACHELLA	603-424-027	49186	HIBISCO ST	Trash Service	1	\$ 34.73	\$ 416.76
CITY OF COACHELLA	603-424-028	49202	HIBISCO ST	Trash Service	1	\$ 34.73	\$ 416.76

### City of Coachella proposed 2024-25 Tax File

Customer Name	Parcel #	Address	Street	Service Level	Units	Total Monthly Rate	Total Annual Rate
CITY OF COACHELLA	603-424-028	49202	HIBISCO ST	Additional Trash	1	\$ 9.72	\$ 116.64
CITY OF COACHELLA	603-424-029	49220	HIBISCO ST	Trash Service	1	\$ 34.73	\$ 416.76
CITY OF COACHELLA	603-424-030	49236	HIBISCO ST	Trash Service	1	\$ 34.73	\$ 416.76
CITY OF COACHELLA	603-424-031	49254	HIBISCO ST	Trash Service	1	\$ 34.73	\$ 416.76
CITY OF COACHELLA	603-424-031	49254	HIBISCO ST	Additional Trash	1	\$ 9.72	\$ 116.64
CITY OF COACHELLA	603-441-001	49133	SIERRA ST	Trash Service	1	\$ 34.73	\$ 416.76
CITY OF COACHELLA	603-441-002	49111	SIERRA ST	Trash Service	1	\$ 34.73	\$ 416.76
CITY OF COACHELLA	603-441-003	49087	SIERRA ST	Trash Service	1	\$ 34.73	\$ 416.76
CITY OF COACHELLA	603-441-003	49087	SIERRA ST	Additional Recycle	1	\$ 9.72	\$ 116.64
CITY OF COACHELLA	603-441-004	49071	SIERRA ST	Trash Service	1	\$ 34.73	\$ 416.76
CITY OF COACHELLA	603-441-004	49071	SIERRA ST	Additional Trash	1	\$ 9.72	\$ 116.64
CITY OF COACHELLA	603-441-004	49071	SIERRA ST	Additional Recycle	1	\$ 9.72	\$ 116.64
CITY OF COACHELLA	603-441-005	84064	MEADOWS LANE	Trash Service	1	\$ 34.73	\$ 416.76
CITY OF COACHELLA	603-441-006	84076	MEADOWS LANE	Trash Service	2	\$ 69.46	\$ 833.52
CITY OF COACHELLA	603-441-007	84088	MEADOWS LANE	Trash Service	1	\$ 34.73	\$ 416.76
CITY OF COACHELLA	603-441-008	84110	MEADOWS LANE	Trash Service	1	\$ 34.73	\$ 416.76
CITY OF COACHELLA	603-441-008	84110	MEADOWS LANE	Additional Trash	1	\$ 9.72	\$ 116.64
CITY OF COACHELLA	603-441-009	84122	MEADOWS LANE	Trash Service	1	\$ 34.73	\$ 416.76
CITY OF COACHELLA	603-441-012	49201	SUMMER ST	Trash Service	1	\$ 34.73	\$ 416.76
CITY OF COACHELLA	603-441-012	49201	SUMMER ST	Additional Trash	1	\$ 9.72	\$ 116.64
CITY OF COACHELLA	603-441-013	49179	SUMMER ST	Trash Service	1	\$ 34.73	\$ 416.76
CITY OF COACHELLA	603-441-014	49157	SUMMER ST	Trash Service	1	\$ 34.73	\$ 416.76
CITY OF COACHELLA	603-441-015	49135	SUMMER ST	Trash Service	1	\$ 34.73	\$ 416.76
CITY OF COACHELLA	603-441-016	49113	SUMMER ST	Trash Service	1	\$ 34.73	\$ 416.76
CITY OF COACHELLA	603-441-016	49113	SUMMER ST	Additional Trash	1	\$ 9.72	\$ 116.64
CITY OF COACHELLA	603-441-017	49091	SUMMER ST	Trash Service	1	\$ 34.73	\$ 416.76
CITY OF COACHELLA	603-441-018	49069	SUMMER ST	Trash Service	1	\$ 34.73	\$ 416.76
CITY OF COACHELLA	603-441-019	49023	SUMMER ST	Trash Service	1	\$ 34.73	\$ 416.76
CITY OF COACHELLA	603-441-019	49023	SUMMER ST	Additional Trash	2	\$ 19.44	\$ 233.28
CITY OF COACHELLA	603-441-020	49062	SUMMER ST	Trash Service	1	\$ 34.73	\$ 416.76
CITY OF COACHELLA	603-441-021	49066	SUMMER ST	Trash Service	1	\$ 34.73	\$ 416.76
CITY OF COACHELLA	603-441-021	49066	SUMMER ST	Additional Organics	1	\$ 9.72	\$ 116.64
CITY OF COACHELLA	603-441-021	49066	SUMMER ST	Additional Trash	1	\$ 9.72	\$ 116.64

### City of Coachella proposed 2024-25 Tax File

Customer Name	Parcel #	Address	Street	Service Level	Units	Total Monthly Rate	Total Annual Rate
CITY OF COACHELLA	603-441-022	49070	SUMMER ST	Trash Service	1	\$ 34.73	\$ 416.76
CITY OF COACHELLA	603-441-022	49070	SUMMER ST	Additional Trash	1	\$ 9.72	\$ 116.64
CITY OF COACHELLA	603-441-022	49070	SUMMER ST	Additional Organics	1	\$ 9.72	\$ 116.64
CITY OF COACHELLA	603-441-023	49088	SUMMER ST	Trash Service	1	\$ 34.73	\$ 416.76
CITY OF COACHELLA	603-441-024	49112	SUMMER ST	Trash Service	1	\$ 34.73	\$ 416.76
CITY OF COACHELLA	603-441-024	49112	SUMMER ST	Additional Recycle	1	\$ 9.72	\$ 116.64
CITY OF COACHELLA	603-441-025	49134	SUMMER ST	Trash Service	1	\$ 34.73	\$ 416.76
CITY OF COACHELLA	603-441-026	49156	SUMMER ST	Trash Service	1	\$ 34.73	\$ 416.76
CITY OF COACHELLA	603-441-027	49178	SUMMER ST	Trash Service	1	\$ 34.73	\$ 416.76
CITY OF COACHELLA	603-441-027	49178	SUMMER ST	Additional Trash	1	\$ 9.72	\$ 116.64
CITY OF COACHELLA	603-441-028	49200	SUMMER ST	Trash Service	1	\$ 34.73	\$ 416.76
CITY OF COACHELLA	603-441-028	49200	SUMMER ST	Additional Trash	1	\$ 9.72	\$ 116.64
CITY OF COACHELLA	603-441-029	49199	SIERRA ST	Trash Service	1	\$ 34.73	\$ 416.76
CITY OF COACHELLA	603-441-030	49177	SIERRA ST	Trash Service	1	\$ 34.73	\$ 416.76
CITY OF COACHELLA	603-441-030	49177	SIERRA ST	Additional Trash	1	\$ 9.72	\$ 116.64
CITY OF COACHELLA	603-441-031	49155	SIERRA ST	Trash Service	1	\$ 34.73	\$ 416.76
CITY OF COACHELLA	603-442-001	84072	TERA VISTA	Trash Service	1	\$ 34.73	\$ 416.76
CITY OF COACHELLA	603-442-002	84084	TERA VISTA	Trash Service	1	\$ 34.73	\$ 416.76
CITY OF COACHELLA	603-442-002	84084	TERA VISTA	Additional Trash	1	\$ 9.72	\$ 116.64
CITY OF COACHELLA	603-442-003	84096	TERA VISTA	Trash Service	1	\$ 34.73	\$ 416.76
CITY OF COACHELLA	603-442-004	84110	TERA VISTA	Trash Service	1	\$ 34.73	\$ 416.76
CITY OF COACHELLA	603-442-005	84122	TERA VISTA	Trash Service	1	\$ 34.73	\$ 416.76
CITY OF COACHELLA	603-442-005	84122	TERA VISTA	Additional Trash	1	\$ 9.72	\$ 116.64
CITY OF COACHELLA	603-442-006	84134	TERA VISTA	Trash Service	1	\$ 34.73	\$ 416.76
CITY OF COACHELLA	603-442-006	84134	TERA VISTA	Additional Trash	1	\$ 9.72	\$ 116.64
CITY OF COACHELLA	603-442-007	84146	TERA VISTA	Trash Service	1	\$ 34.73	\$ 416.76
CITY OF COACHELLA	603-442-007	84146	TERA VISTA	Additional Trash	1	\$ 9.72	\$ 116.64
CITY OF COACHELLA	603-442-008	84145	MEADOWS LANE	Trash Service	1	\$ 34.73	\$ 416.76
CITY OF COACHELLA	603-442-009	84133	MEADOWS LANE	Trash Service	1	\$ 34.73	\$ 416.76
CITY OF COACHELLA	603-442-009	84133	MEADOWS LANE	Additional Trash	1	\$ 9.72	\$ 116.64
CITY OF COACHELLA	603-442-010	84121	MEADOWS LANE	Trash Service	1	\$ 34.73	\$ 416.76
CITY OF COACHELLA	603-442-010	84121	MEADOWS LANE	Additional Trash	1	\$ 9.72	\$ 116.64
CITY OF COACHELLA	603-442-011	84109	MEADOWS LANE	Trash Service	1	\$ 34.73	\$ 416.76

### City of Coachella proposed 2024-25 Tax File

Customer Name	Parcel #	Address	Street	Service Level	Units	Total Monthly Rate	Total Annual Rate
CITY OF COACHELLA	603-442-011	84109	MEADOWS LANE	Additional Trash	1	\$ 9.72	\$ 116.64
CITY OF COACHELLA	603-442-012	84097	MEADOWS LANE	Trash Service	1	\$ 34.73	\$ 416.76
CITY OF COACHELLA	603-442-013	84085	MEADOWS LANE	Trash Service	1	\$ 34.73	\$ 416.76
CITY OF COACHELLA	603-442-014	84073	MEADOWS LANE	Trash Service	1	\$ 34.73	\$ 416.76
CITY OF COACHELLA	603-442-014	84073	MEADOWS LANE	Additional Trash	1	\$ 9.72	\$ 116.64
CITY OF COACHELLA	603-442-015	84158	TERA VISTA	Trash Service	1	\$ 34.73	\$ 416.76
CITY OF COACHELLA	603-442-015	84158	TERA VISTA	Additional Trash	1	\$ 9.72	\$ 116.64
CITY OF COACHELLA	603-442-016	84170	TERA VISTA	Trash Service	1	\$ 34.73	\$ 416.76
CITY OF COACHELLA	603-442-016	84170	TERA VISTA	Additional Trash	1	\$ 9.72	\$ 116.64
CITY OF COACHELLA	603-442-017	84182	TERA VISTA	Trash Service	1	\$ 34.73	\$ 416.76
CITY OF COACHELLA	603-442-018	84181	MEADOWS LANE	Trash Service	1	\$ 34.73	\$ 416.76
CITY OF COACHELLA	603-442-019	84169	MEADOWS LANE	Trash Service	1	\$ 34.73	\$ 416.76
CITY OF COACHELLA	603-442-019	84169	MEADOWS LANE	Additional Trash	1	\$ 9.72	\$ 116.64
CITY OF COACHELLA	603-442-020	84157	MEADOWS LANE	Trash Service	1	\$ 34.73	\$ 416.76
CITY OF COACHELLA	603-442-020	84157	MEADOWS LANE	Additional Recycle	1	\$ 9.72	\$ 116.64
CITY OF COACHELLA	603-443-001	84071	TERA VISTA	Trash Service	1	\$ 34.73	\$ 416.76
CITY OF COACHELLA	603-443-001	84071	TERA VISTA	Additional Organics	1	\$ 9.72	\$ 116.64
CITY OF COACHELLA	603-443-002	84083	TERA VISTA	Trash Service	1	\$ 34.73	\$ 416.76
CITY OF COACHELLA	603-443-002	84083	TERA VISTA	Additional Recycle	1	\$ 9.72	\$ 116.64
CITY OF COACHELLA	603-443-003	84095	TERA VISTA	Trash Service	1	\$ 34.73	\$ 416.76
CITY OF COACHELLA	603-443-003	84095	TERA VISTA	Additional Trash	1	\$ 9.72	\$ 116.64
CITY OF COACHELLA	603-443-004	84107	TERA VISTA	Trash Service	1	\$ 34.73	\$ 416.76
CITY OF COACHELLA	603-443-004	84107	TERA VISTA	Additional Trash	1	\$ 9.72	\$ 116.64
CITY OF COACHELLA	603-443-005	84119	TERA VISTA	Trash Service	1	\$ 34.73	\$ 416.76
CITY OF COACHELLA	603-443-006	84131	TERA VISTA	Trash Service	1	\$ 34.73	\$ 416.76
CITY OF COACHELLA	603-443-007	84143	TERA VISTA	Trash Service	1	\$ 34.73	\$ 416.76
CITY OF COACHELLA	603-443-008	84074	FIESTA ROAD	Trash Service	1	\$ 34.73	\$ 416.76
CITY OF COACHELLA	603-443-008	84074	FIESTA ROAD	Additional Trash	1	\$ 9.72	\$ 116.64
CITY OF COACHELLA	603-443-008	84074	FIESTA ROAD	Additional Recycle	1	\$ 9.72	\$ 116.64
CITY OF COACHELLA	603-443-008	84074	FIESTA ROAD	Additional Recycle	1	\$ 9.72	\$ 116.64
CITY OF COACHELLA	603-443-009	84086	FIESTA ROAD	Trash Service	1	\$ 34.73	\$ 416.76
CITY OF COACHELLA	603-443-009	84086	FIESTA ROAD	Additional Trash	1	\$ 9.72	\$ 116.64
CITY OF COACHELLA	603-443-010	84098	FIESTA ROAD	Trash Service	1	\$ 34.73	\$ 416.76

### City of Coachella proposed 2024-25 Tax File

Customer Name	Parcel #	Address	Street	Service Level	Units	Total Monthly Rate	Total Annual Rate
CITY OF COACHELLA	603-443-011	84112	FIESTA ROAD	Trash Service	1	\$ 34.73	\$ 416.76
CITY OF COACHELLA	603-443-012	84124	FIESTA ROAD	Trash Service	1	\$ 34.73	\$ 416.76
CITY OF COACHELLA	603-443-013	84136	FIESTA ROAD	Trash Service	1	\$ 34.73	\$ 416.76
CITY OF COACHELLA	603-443-014	84148	FIESTA ROAD	Trash Service	1	\$ 34.73	\$ 416.76
CITY OF COACHELLA	603-443-015	84160	FIESTA ROAD	Trash Service	1	\$ 34.73	\$ 416.76
CITY OF COACHELLA	603-443-015	84160	FIESTA ROAD	Additional Trash	1	\$ 9.72	\$ 116.64
CITY OF COACHELLA	603-443-016	84172	FIESTA ROAD	Trash Service	1	\$ 34.73	\$ 416.76
CITY OF COACHELLA	603-443-017	84184	FIESTA ROAD	Trash Service	1	\$ 34.73	\$ 416.76
CITY OF COACHELLA	603-443-018	84179	TERA VISTA	Trash Service	1	\$ 34.73	\$ 416.76
CITY OF COACHELLA	603-443-019	84167	TERA VISTA	Trash Service	1	\$ 34.73	\$ 416.76
CITY OF COACHELLA	603-443-020	84155	TERA VISTA	Trash Service	1	\$ 34.73	\$ 416.76
CITY OF COACHELLA	603-444-001	84148	MEADOWS LANE	Trash Service	1	\$ 34.73	\$ 416.76
CITY OF COACHELLA	603-444-001	84148	MEADOWS LANE	Additional Trash	1	\$ 9.72	\$ 116.64
CITY OF COACHELLA	603-444-002	84160	MEADOWS LANE	Trash Service	1	\$ 34.73	\$ 416.76
CITY OF COACHELLA	603-444-002	84160	MEADOWS LANE	Additional Trash	1	\$ 9.72	\$ 116.64
CITY OF COACHELLA	603-444-003	84172	MEADOWS LANE	Trash Service	1	\$ 34.73	\$ 416.76
CITY OF COACHELLA	603-444-004	84184	MEADOWS LANE	Trash Service	1	\$ 34.73	\$ 416.76
CITY OF COACHELLA	603-444-004	84184	MEADOWS LANE	Additional Trash	1	\$ 9.72	\$ 116.64
CITY OF COACHELLA	603-444-004	84184	MEADOWS LANE	Additional Recycle	1	\$ 9.72	\$ 116.64
CITY OF COACHELLA	603-444-005	49072	BRIANNE LANE	Trash Service	1	\$ 34.73	\$ 416.76
CITY OF COACHELLA	603-444-006	49090	BRIANNE LANE	Trash Service	1	\$ 34.73	\$ 416.76
CITY OF COACHELLA	603-444-006	49090	BRIANNE LANE	Additional Trash	1	\$ 9.72	\$ 116.64
CITY OF COACHELLA	603-444-007	49114	BRIANNE LANE	Trash Service	1	\$ 34.73	\$ 416.76
CITY OF COACHELLA	603-444-007	49114	BRIANNE LANE	Additional Trash	1	\$ 9.72	\$ 116.64
CITY OF COACHELLA	603-444-008	49136	BRIANNE LANE	Trash Service	1	\$ 34.73	\$ 416.76
CITY OF COACHELLA	603-444-008	49136	BRIANNE LANE	Additional Trash	1	\$ 9.72	\$ 116.64
CITY OF COACHELLA	603-444-009	49158	BRIANNE LANE	Trash Service	1	\$ 34.73	\$ 416.76
CITY OF COACHELLA	603-444-010	49180	BRIANNE LANE	Trash Service	1	\$ 34.73	\$ 416.76
CITY OF COACHELLA	603-444-011	49202	BRIANNE LANE	Trash Service	1	\$ 34.73	\$ 416.76
CITY OF COACHELLA	603-444-012	49224	BRIANNE LANE	Trash Service	1	\$ 34.73	\$ 416.76
CITY OF COACHELLA	603-452-012	49246	BRIANNE LANE	Trash Service	1	\$ 34.73	\$ 416.76
CITY OF COACHELLA	603-452-012	49246	BRIANNE LANE	Additional Trash	1	\$ 9.72	\$ 116.64
CITY OF COACHELLA	603-452-013	49268	BRIANNE LANE	Trash Service	1	\$ 34.73	\$ 416.76



### City of Coachella proposed 2024-25 Tax File

Customer Name	Parcel #	Address	Street	Service Level	Units	Total Monthly Rate	Total Annual Rate
CITY OF COACHELLA	603-452-014	49290	BRIANNE LANE	Trash Service	1	\$ 34.73	\$ 416.76
CITY OF COACHELLA	603-452-015	49312	BRIANNE LANE	Trash Service	1	\$ 34.73	\$ 416.76
CITY OF COACHELLA	603-452-015	49312	BRIANNE LANE	Additional Trash	1	\$ 9.72	\$ 116.64
CITY OF COACHELLA	603-452-016	49334	BRIANNE LANE	Trash Service	1	\$ 34.73	\$ 416.76
CITY OF COACHELLA	603-452-017	49346	BRIANNE LANE	Trash Service	1	\$ 34.73	\$ 416.76
CITY OF COACHELLA	603-452-017	49346	BRIANNE LANE	Additional Trash	1	\$ 9.72	\$ 116.64
CITY OF COACHELLA	603-452-018	49358	BRIANNE LANE	Trash Service	1	\$ 34.73	\$ 416.76
CITY OF COACHELLA	603-452-018	49358	BRIANNE LANE	Additional Trash	1	\$ 9.72	\$ 116.64
CITY OF COACHELLA	603-452-019	49360	BRIANNE LANE	Trash Service	1	\$ 34.73	\$ 416.76
CITY OF COACHELLA	603-452-019	49360	BRIANNE LANE	Additional Trash	1	\$ 9.72	\$ 116.64
CITY OF COACHELLA	603-453-002	84183	FIESTA ROAD	Trash Service	1	\$ 34.73	\$ 416.76
CITY OF COACHELLA	603-453-002	84183	FIESTA ROAD	Additional Recycle	1	\$ 9.72	\$ 116.64
CITY OF COACHELLA	603-453-003	84179	FIESTA ROAD	Trash Service	1	\$ 34.73	\$ 416.76
CITY OF COACHELLA	603-453-003	84179	FIESTA ROAD	Additional Trash	1	\$ 9.72	\$ 116.64
CITY OF COACHELLA	603-453-004	84167	FIESTA ROAD	Trash Service	1	\$ 34.73	\$ 416.76
CITY OF COACHELLA	603-453-005	84155	FIESTA ROAD	Trash Service	1	\$ 34.73	\$ 416.76
CITY OF COACHELLA	603-453-005	84155	FIESTA ROAD	Additional Trash	1	\$ 9.72	\$ 116.64
CITY OF COACHELLA	603-453-006	84143	FIESTA ROAD	Trash Service	1	\$ 34.73	\$ 416.76
CITY OF COACHELLA	603-453-006	84143	FIESTA ROAD	Additional Trash	1	\$ 9.72	\$ 116.64
CITY OF COACHELLA	603-453-007	84131	FIESTA ROAD	Trash Service	1	\$ 34.73	\$ 416.76
CITY OF COACHELLA	603-453-007	84131	FIESTA ROAD	Additional Trash	1	\$ 9.72	\$ 116.64
CITY OF COACHELLA	603-453-008	84119	FIESTA ROAD	Trash Service	1	\$ 34.73	\$ 416.76
CITY OF COACHELLA	603-453-009	84099	FIESTA ROAD	Trash Service	1	\$ 34.73	\$ 416.76
CITY OF COACHELLA	603-453-009	84099	FIESTA ROAD	Additional Trash	1	\$ 9.72	\$ 116.64
CITY OF COACHELLA	603-453-010	84095	FIESTA ROAD	Trash Service	1	\$ 34.73	\$ 416.76
CITY OF COACHELLA	603-453-011	84083	FIESTA ROAD	Trash Service	1	\$ 34.73	\$ 416.76
CITY OF COACHELLA	603-453-012	84071	FIESTA ROAD	Trash Service	1	\$ 34.73	\$ 416.76
CITY OF COACHELLA	603-453-012	84071	FIESTA ROAD	Additional Trash	1	\$ 9.72	\$ 116.64
CITY OF COACHELLA	603-453-013	84059	FIESTA ROAD	Trash Service	1	\$ 34.73	\$ 416.76
CITY OF COACHELLA	603-453-014	84047	FIESTA ROAD	Trash Service	1	\$ 34.73	\$ 416.76
CITY OF COACHELLA	603-453-015	84035	FIESTA ROAD	Trash Service	1	\$ 34.73	\$ 416.76
CITY OF COACHELLA	603-453-015	84035	FIESTA ROAD	Additional Trash	1	\$ 9.72	\$ 116.64
CITY OF COACHELLA	603-453-016	84023	FIESTA ROAD	Trash Service	1	\$ 34.73	\$ 416.76

### City of Coachella proposed 2024-25 Tax File

Customer Name	Parcel #	Address	Street	Service Level	Units	Total Monthly Rate	Total Annual Rate
CITY OF COACHELLA	603-453-016	84023	FIESTA ROAD	Additional Trash	1	\$ 9.72	\$ 116.64
CITY OF COACHELLA	603-453-018	84014	MAGNOLIA ST	Trash Service	1	\$ 34.73	\$ 416.76
CITY OF COACHELLA	603-453-018	84014	MAGNOLIA ST	Additional Trash	1	\$ 9.72	\$ 116.64
CITY OF COACHELLA	603-453-019	84026	MAGNOLIA ST	Trash Service	1	\$ 34.73	\$ 416.76
CITY OF COACHELLA	603-453-020	84038	MAGNOLIA ST	Trash Service	1	\$ 34.73	\$ 416.76
CITY OF COACHELLA	603-453-021	84050	MAGNOLIA ST	Trash Service	1	\$ 34.73	\$ 416.76
CITY OF COACHELLA	603-453-022	84063	MAGNOLIA ST	Trash Service	1	\$ 34.73	\$ 416.76
CITY OF COACHELLA	603-453-023	84074	MAGNOLIA ST	Trash Service	1	\$ 34.73	\$ 416.76
CITY OF COACHELLA	603-453-023	84074	MAGNOLIA ST	Additional Trash	1	\$ 9.72	\$ 116.64
CITY OF COACHELLA	603-453-024	84086	MAGNOLIA ST	Trash Service	1	\$ 34.73	\$ 416.76
CITY OF COACHELLA	603-453-024	84086	MAGNOLIA ST	Additional Trash	1	\$ 9.72	\$ 116.64
CITY OF COACHELLA	603-453-025	84098	MAGNOLIA ST	Trash Service	1	\$ 34.73	\$ 416.76
CITY OF COACHELLA	603-453-026	84112	MAGNOLIA ST	Trash Service	1	\$ 34.73	\$ 416.76
CITY OF COACHELLA	603-453-026	84112	MAGNOLIA ST	Additional Trash	1	\$ 9.72	\$ 116.64
CITY OF COACHELLA	603-453-027	84124	MAGNOLIA ST	Trash Service	1	\$ 34.73	\$ 416.76
CITY OF COACHELLA	603-453-027	84124	MAGNOLIA ST	Additional Trash	1	\$ 9.72	\$ 116.64
CITY OF COACHELLA	603-453-028	84136	MAGNOLIA ST	Trash Service	1	\$ 34.73	\$ 416.76
CITY OF COACHELLA	603-453-029	84148	MAGNOLIA ST	Trash Service	1	\$ 34.73	\$ 416.76
CITY OF COACHELLA	603-453-030	84160	MAGNOLIA ST	Trash Service	1	\$ 34.73	\$ 416.76
CITY OF COACHELLA	603-453-030	84160	MAGNOLIA ST	Additional Trash	1	\$ 9.72	\$ 116.64
CITY OF COACHELLA	603-453-031	84172	MAGNOLIA ST	Trash Service	1	\$ 34.73	\$ 416.76
CITY OF COACHELLA	603-453-032	84184	MAGNOLIA ST	Trash Service	1	\$ 34.73	\$ 416.76
CITY OF COACHELLA	603-453-032	84184	MAGNOLIA ST	Additional Trash	1	\$ 9.72	\$ 116.64
CITY OF COACHELLA	603-454-001	84185	MAGNOLIA ST	Trash Service	1	\$ 34.73	\$ 416.76
CITY OF COACHELLA	603-454-002	84181	MAGNOLIA ST	Trash Service	1	\$ 34.73	\$ 416.76
CITY OF COACHELLA	603-454-003	84169	MAGNOLIA ST	Trash Service	1	\$ 34.73	\$ 416.76
CITY OF COACHELLA	603-454-003	84169	MAGNOLIA ST	Additional Trash	1	\$ 9.72	\$ 116.64
CITY OF COACHELLA	603-454-004	84157	MAGNOLIA ST	Trash Service	1	\$ 34.73	\$ 416.76
CITY OF COACHELLA	603-454-004	84157	MAGNOLIA ST	Additional Trash	1	\$ 9.72	\$ 116.64
CITY OF COACHELLA	603-454-005	84145	MAGNOLIA ST	Trash Service	1	\$ 34.73	\$ 416.76
CITY OF COACHELLA	603-454-006	84133	MAGNOLIA ST	Trash Service	1	\$ 34.73	\$ 416.76
CITY OF COACHELLA	603-454-006	84133	MAGNOLIA ST	Additional Trash	1	\$ 9.72	\$ 116.64
CITY OF COACHELLA	603-454-007	84121	MAGNOLIA ST	Trash Service	1	\$ 34.73	\$ 416.76

### City of Coachella proposed 2024-25 Tax File

Customer Name	Parcel #	Address	Street	Service Level	Units	Total Monthly Rate	Total Annual Rate
CITY OF COACHELLA	603-454-008	84101	MAGNOLIA ST	Trash Service	1	\$ 34.73	\$ 416.76
CITY OF COACHELLA	603-454-009	84097	MAGNOLIA ST	Trash Service	1	\$ 34.73	\$ 416.76
CITY OF COACHELLA	603-454-010	84085	MAGNOLIA ST	Trash Service	1	\$ 34.73	\$ 416.76
CITY OF COACHELLA	603-454-011	84073	MAGNOLIA ST	Trash Service	1	\$ 34.73	\$ 416.76
CITY OF COACHELLA	603-454-011	84073	MAGNOLIA ST	Additional Trash	1	\$ 9.72	\$ 116.64
CITY OF COACHELLA	603-454-011	84073	MAGNOLIA ST	Additional Recycle	1	\$ 9.72	\$ 116.64
CITY OF COACHELLA	603-454-012	84061	MAGNOLIA ST	Trash Service	1	\$ 34.73	\$ 416.76
CITY OF COACHELLA	603-454-012	84061	MAGNOLIA ST	Additional Trash	1	\$ 9.72	\$ 116.64
CITY OF COACHELLA	603-454-013	84049	MAGNOLIA ST	Trash Service	1	\$ 34.73	\$ 416.76
CITY OF COACHELLA	603-454-014	84037	MAGNOLIA ST	Trash Service	1	\$ 34.73	\$ 416.76
CITY OF COACHELLA	603-454-015	84025	MAGNOLIA ST	Trash Service	1	\$ 34.73	\$ 416.76
CITY OF COACHELLA	603-454-016	84016	CALENDULA AVE	Trash Service	1	\$ 34.73	\$ 416.76
CITY OF COACHELLA	603-454-017	84028	CALENDULA AVE	Trash Service	1	\$ 34.73	\$ 416.76
CITY OF COACHELLA	603-454-018	84040	CALENDULA AVE	Trash Service	1	\$ 34.73	\$ 416.76
CITY OF COACHELLA	603-454-018	84040	CALENDULA AVE	Additional Trash	1	\$ 9.72	\$ 116.64
CITY OF COACHELLA	603-454-019	84052	CALENDULA AVE	Trash Service	1	\$ 34.73	\$ 416.76
CITY OF COACHELLA	603-454-019	84052	CALENDULA AVE	Additional Trash	1	\$ 9.72	\$ 116.64
CITY OF COACHELLA	603-454-020	84064	CALENDULA AVE	Trash Service	1	\$ 34.73	\$ 416.76
CITY OF COACHELLA	603-454-020	84064	CALENDULA AVE	Additional Trash	1	\$ 9.72	\$ 116.64
CITY OF COACHELLA	603-454-021	84076	CALENDULA AVE	Trash Service	1	\$ 34.73	\$ 416.76
CITY OF COACHELLA	603-454-021	84076	CALENDULA AVE	Additional Trash	1	\$ 9.72	\$ 116.64
CITY OF COACHELLA	603-454-022	84088	CALENDULA AVE	Trash Service	1	\$ 34.73	\$ 416.76
CITY OF COACHELLA	603-454-022	84088	CALENDULA AVE	Additional Trash	1	\$ 9.72	\$ 116.64
CITY OF COACHELLA	603-454-023	84100	CALENDULA AVE	Trash Service	1	\$ 34.73	\$ 416.76
CITY OF COACHELLA	603-454-023	84100	CALENDULA AVE	Additional Trash	1	\$ 9.72	\$ 116.64
CITY OF COACHELLA	603-454-024	84114	CALENDULA AVE	Trash Service	1	\$ 34.73	\$ 416.76
CITY OF COACHELLA	603-454-024	84114	CALENDULA AVE	Additional Trash	1	\$ 9.72	\$ 116.64
CITY OF COACHELLA	603-454-025	84126	CALENDULA AVE	Trash Service	1	\$ 34.73	\$ 416.76
CITY OF COACHELLA	603-454-026	84138	CALENDULA AVE	Trash Service	1	\$ 34.73	\$ 416.76
CITY OF COACHELLA	603-454-027	84150	CALENDULA AVE	Trash Service	1	\$ 34.73	\$ 416.76
CITY OF COACHELLA	603-454-027	84150	CALENDULA AVE	Additional Trash	1	\$ 9.72	\$ 116.64
CITY OF COACHELLA	603-454-028	84162	CALENDULA AVE	Trash Service	1	\$ 34.73	\$ 416.76
CITY OF COACHELLA	603-454-028	84162	CALENDULA AVE	Additional Trash	1	\$ 9.72	\$ 116.64

### City of Coachella proposed 2024-25 Tax File

Customer Name	Parcel #	Address	Street	Service Level	Units	Total Monthly Rate	Total Annual Rate
CITY OF COACHELLA	603-454-028	84162	CALENDULA AVE	Additional Recycle	1	\$ 9.72	\$ 116.64
CITY OF COACHELLA	603-454-029	84174	CALENDULA AVE	Trash Service	1	\$ 34.73	\$ 416.76
CITY OF COACHELLA	603-454-029	84174	CALENDULA AVE	Additional Trash	1	\$ 9.72	\$ 116.64
CITY OF COACHELLA	603-454-030	84186	CALENDULA AVE	Trash Service	1	\$ 34.73	\$ 416.76
CITY OF COACHELLA	603-455-001	49223	SUMMER ST	Trash Service	1	\$ 34.73	\$ 416.76
CITY OF COACHELLA	603-455-002	49235	SUMMER ST	Trash Service	1	\$ 34.73	\$ 416.76
CITY OF COACHELLA	603-455-002	49235	SUMMER ST	Additional Trash	1	\$ 9.72	\$ 116.64
CITY OF COACHELLA	603-455-003	49247	SUMMER ST	Trash Service	1	\$ 34.73	\$ 416.76
CITY OF COACHELLA	603-455-004	49259	SUMMER ST	Trash Service	1	\$ 34.73	\$ 416.76
CITY OF COACHELLA	603-455-004	49259	SUMMER ST	Additional Trash	1	\$ 9.72	\$ 116.64
CITY OF COACHELLA	603-455-005	49271	SUMMER ST	Trash Service	1	\$ 34.73	\$ 416.76
CITY OF COACHELLA	603-455-005	49271	SUMMER ST	Additional Trash	1	\$ 9.72	\$ 116.64
CITY OF COACHELLA	603-455-005	49271	SUMMER ST	Additional Recycle	1	\$ 9.72	\$ 116.64
CITY OF COACHELLA	603-455-006	49283	SUMMER ST	Trash Service	1	\$ 34.73	\$ 416.76
CITY OF COACHELLA	603-455-006	49283	SUMMER ST	Additional Trash	1	\$ 9.72	\$ 116.64
CITY OF COACHELLA	603-455-006	49283	SUMMER ST	Additional Organics	1	\$ 9.72	\$ 116.64
CITY OF COACHELLA	603-455-007	49295	SUMMER ST	Trash Service	1	\$ 34.73	\$ 416.76
CITY OF COACHELLA	603-455-009	84023	CALENDULA AVE	Trash Service	1	\$ 34.73	\$ 416.76
CITY OF COACHELLA	603-455-010	84035	CALENDULA AVE	Trash Service	1	\$ 34.73	\$ 416.76
CITY OF COACHELLA	603-455-011	84047	CALENDULA AVE	Trash Service	1	\$ 34.73	\$ 416.76
CITY OF COACHELLA	603-455-012	84059	CALENDULA AVE	Trash Service	1	\$ 34.73	\$ 416.76
CITY OF COACHELLA	603-455-012	84059	CALENDULA AVE	Additional Trash	1	\$ 9.72	\$ 116.64
CITY OF COACHELLA	603-455-012	84059	CALENDULA AVE	Additional Recycle	1	\$ 9.72	\$ 116.64
CITY OF COACHELLA	603-455-013	84071	CALENDULA AVE	Trash Service	1	\$ 34.73	\$ 416.76
CITY OF COACHELLA	603-455-013	84071	CALENDULA AVE	Additional Trash	1	\$ 9.72	\$ 116.64
CITY OF COACHELLA	603-455-014	84083	CALENDULA AVE	Trash Service	1	\$ 34.73	\$ 416.76
CITY OF COACHELLA	603-455-015	84095	CALENDULA AVE	Trash Service	1	\$ 34.73	\$ 416.76
CITY OF COACHELLA	603-455-015	84095	CALENDULA AVE	Additional Trash	1	\$ 9.72	\$ 116.64
CITY OF COACHELLA	603-455-016	84099	CALENDULA AVE	Trash Service	1	\$ 34.73	\$ 416.76
CITY OF COACHELLA	603-455-016	84099	CALENDULA AVE	Additional Trash	1	\$ 9.72	\$ 116.64
CITY OF COACHELLA	603-455-017	84119	CALENDULA AVE	Trash Service	1	\$ 34.73	\$ 416.76
CITY OF COACHELLA	603-455-017	84119	CALENDULA AVE	Additional Trash	1	\$ 9.72	\$ 116.64
CITY OF COACHELLA	603-455-018	84131	CALENDULA AVE	Trash Service	1	\$ 34.73	\$ 416.76

### City of Coachella proposed 2024-25 Tax File

Customer Name	Parcel #	Address	Street	Service Level	Units	Total Monthly Rate	Total Annual Rate
CITY OF COACHELLA	603-455-018	84131	CALENDULA AVE	Additional Trash	1	\$ 9.72	\$ 116.64
CITY OF COACHELLA	603-455-019	84143	CALENDULA AVE	Trash Service	1	\$ 34.73	\$ 416.76
CITY OF COACHELLA	603-455-019	84143	CALENDULA AVE	Additional Recycle	1	\$ 9.72	\$ 116.64
CITY OF COACHELLA	603-455-020	84155	CALENDULA AVE	Trash Service	1	\$ 34.73	\$ 416.76
CITY OF COACHELLA	603-455-020	84155	CALENDULA AVE	Additional Trash	1	\$ 9.72	\$ 116.64
CITY OF COACHELLA	603-455-021	84167	CALENDULA AVE	Trash Service	1	\$ 34.73	\$ 416.76
CITY OF COACHELLA	603-455-022	84179	CALENDULA AVE	Trash Service	1	\$ 34.73	\$ 416.76
CITY OF COACHELLA	603-455-023	84183	CALENDULA AVE	Trash Service	1	\$ 34.73	\$ 416.76
CITY OF COACHELLA	603-490-003	84501	GUITRON ST	Trash Service	1	\$ 34.73	\$ 416.76
CITY OF COACHELLA	603-490-003	84501	GUITRON ST	Additional Trash	1	\$ 9.72	\$ 116.64
CITY OF COACHELLA	603-490-004	84511	GUITRON ST	Trash Service	1	\$ 34.73	\$ 416.76
CITY OF COACHELLA	603-490-005	84521	GUITRON ST	Trash Service	1	\$ 34.73	\$ 416.76
CITY OF COACHELLA	603-490-006	84531	GUITRON ST	Trash Service	1	\$ 34.73	\$ 416.76
CITY OF COACHELLA	603-490-007	84541	GUITRON ST	Trash Service	1	\$ 34.73	\$ 416.76
CITY OF COACHELLA	603-490-007	84541	GUITRON ST	Additional Trash	1	\$ 9.72	\$ 116.64
CITY OF COACHELLA	603-490-008	84551	GUITRON ST	Trash Service	1	\$ 34.73	\$ 416.76
CITY OF COACHELLA	603-490-009	84561	GUITRON ST	Trash Service	1	\$ 34.73	\$ 416.76
CITY OF COACHELLA	603-490-010	84571	GUITRON ST	Trash Service	1	\$ 34.73	\$ 416.76
CITY OF COACHELLA	603-490-010	84571	GUITRON ST	Additional Trash	1	\$ 9.72	\$ 116.64
CITY OF COACHELLA	603-490-011	84581	GUITRON ST	Trash Service	1	\$ 34.73	\$ 416.76
CITY OF COACHELLA	603-490-012	84591	GUITRON ST	Trash Service	1	\$ 34.73	\$ 416.76
CITY OF COACHELLA	603-490-012	84591	GUITRON ST	Additional Trash	1	\$ 9.72	\$ 116.64
CITY OF COACHELLA	603-490-013	84601	GUITRON ST	Trash Service	1	\$ 34.73	\$ 416.76
CITY OF COACHELLA	603-490-014	84611	GUITRON ST	Trash Service	1	\$ 34.73	\$ 416.76
CITY OF COACHELLA	603-490-014	84611	GUITRON ST	Additional Trash	1	\$ 9.72	\$ 116.64
CITY OF COACHELLA	603-490-015	84621	GUITRON ST	Trash Service	1	\$ 34.73	\$ 416.76
CITY OF COACHELLA	603-490-015	84621	GUITRON ST	Additional Trash	1	\$ 9.72	\$ 116.64
CITY OF COACHELLA	603-490-015	84621	GUITRON ST	Additional Organics	1	\$ 9.72	\$ 116.64
CITY OF COACHELLA	603-490-016	84631	GUITRON ST	Trash Service	1	\$ 34.73	\$ 416.76
CITY OF COACHELLA	603-490-017	84641	GUITRON ST	Trash Service	1	\$ 34.73	\$ 416.76
CITY OF COACHELLA	603-490-018	84651	GUITRON ST	Trash Service	1	\$ 34.73	\$ 416.76
CITY OF COACHELLA	603-490-018	84651	GUITRON ST	Additional Trash	1	\$ 9.72	\$ 116.64
CITY OF COACHELLA	603-490-019	84661	GUITRON ST	Trash Service	1	\$ 34.73	\$ 416.76

### City of Coachella proposed 2024-25 Tax File

Customer Name	Parcel #	Address	Street	Service Level	Units	Total Monthly Rate	Total Annual Rate
CITY OF COACHELLA	603-490-020	84671	GUITRON ST	Trash Service	1	\$ 34.73	\$ 416.76
CITY OF COACHELLA	603-490-020	84671	GUITRON ST	Additional Trash	1	\$ 9.72	\$ 116.64
CITY OF COACHELLA	603-490-020	84671	GUITRON ST	Additional Recycle	1	\$ 9.72	\$ 116.64
CITY OF COACHELLA	603-490-021	84681	GUITRON ST	Trash Service	1	\$ 34.73	\$ 416.76
CITY OF COACHELLA	603-491-001	84528	GUITRON ST	Trash Service	1	\$ 34.73	\$ 416.76
CITY OF COACHELLA	603-491-001	84528	GUITRON ST	Additional Trash	1	\$ 9.72	\$ 116.64
CITY OF COACHELLA	603-491-002	84538	GUITRON ST	Trash Service	1	\$ 34.73	\$ 416.76
CITY OF COACHELLA	603-491-002	84538	GUITRON ST	Additional Trash	1	\$ 9.72	\$ 116.64
CITY OF COACHELLA	603-491-003	84548	GUITRON ST	Trash Service	1	\$ 34.73	\$ 416.76
CITY OF COACHELLA	603-491-003	84548	GUITRON ST	Additional Trash	1	\$ 9.72	\$ 116.64
CITY OF COACHELLA	603-491-004	84558	GUITRON ST	Trash Service	1	\$ 34.73	\$ 416.76
CITY OF COACHELLA	603-491-004	84558	GUITRON ST	Additional Trash	1	\$ 9.72	\$ 116.64
CITY OF COACHELLA	603-491-005	84568	GUITRON ST	Trash Service	1	\$ 34.73	\$ 416.76
CITY OF COACHELLA	603-491-006	84578	GUITRON ST	Trash Service	1	\$ 34.73	\$ 416.76
CITY OF COACHELLA	603-491-006	84578	GUITRON ST	Additional Trash	1	\$ 9.72	\$ 116.64
CITY OF COACHELLA	603-491-007	84588	GUITRON ST	Trash Service	1	\$ 34.73	\$ 416.76
CITY OF COACHELLA	603-491-007	84588	GUITRON ST	Additional Trash	1	\$ 9.72	\$ 116.64
CITY OF COACHELLA	603-491-008	84598	GUITRON ST	Trash Service	1	\$ 34.73	\$ 416.76
CITY OF COACHELLA	603-491-008	84598	GUITRON ST	Additional Trash	1	\$ 9.72	\$ 116.64
CITY OF COACHELLA	603-491-009	84608	GUITRON ST	Trash Service	1	\$ 34.73	\$ 416.76
CITY OF COACHELLA	603-491-009	84608	GUITRON ST	Additional Trash	1	\$ 9.72	\$ 116.64
CITY OF COACHELLA	603-491-010	84618	GUITRON ST	Trash Service	1	\$ 34.73	\$ 416.76
CITY OF COACHELLA	603-491-010	84618	GUITRON ST	Additional Trash	1	\$ 9.72	\$ 116.64
CITY OF COACHELLA	603-491-010	84618	GUITRON ST	Additional Recycle	1	\$ 9.72	\$ 116.64
CITY OF COACHELLA	603-491-011	84628	GUITRON ST	Trash Service	2	\$ 69.46	\$ 833.52
CITY OF COACHELLA	603-491-012	84638	GUITRON ST	Trash Service	1	\$ 34.73	\$ 416.76
CITY OF COACHELLA	603-491-012	84638	GUITRON ST	Additional Trash	1	\$ 9.72	\$ 116.64
CITY OF COACHELLA	603-491-012	84638	GUITRON ST	Additional Recycle	1	\$ 9.72	\$ 116.64
CITY OF COACHELLA	603-491-013	84648	GUITRON ST	Trash Service	1	\$ 34.73	\$ 416.76
CITY OF COACHELLA	603-491-013	84648	GUITRON ST	Additional Trash	1	\$ 9.72	\$ 116.64
CITY OF COACHELLA	603-491-014	84658	GUITRON ST	Trash Service	1	\$ 34.73	\$ 416.76
CITY OF COACHELLA	603-491-014	84658	GUITRON ST	Additional Trash	1	\$ 9.72	\$ 116.64
CITY OF COACHELLA	603-491-015	84668	GUITRON ST	Trash Service	1	\$ 34.73	\$ 416.76



### City of Coachella proposed 2024-25 Tax File

Customer Name	Parcel #	Address	Street	Service Level	Units	Total Monthly Rate	Total Annual Rate
CITY OF COACHELLA	603-491-015	84668	GUITRON ST	Additional Trash	1	\$ 9.72	\$ 116.64
CITY OF COACHELLA	603-491-016	84671	ROMERO ST	Trash Service	1	\$ 34.73	\$ 416.76
CITY OF COACHELLA	603-491-016	84671	ROMERO ST	Additional Trash	1	\$ 9.72	\$ 116.64
CITY OF COACHELLA	603-491-017	84661	ROMERO ST	Trash Service	1	\$ 34.73	\$ 416.76
CITY OF COACHELLA	603-491-017	84661	ROMERO ST	Additional Trash	1	\$ 9.72	\$ 116.64
CITY OF COACHELLA	603-491-018	84651	ROMERO ST	Trash Service	1	\$ 34.73	\$ 416.76
CITY OF COACHELLA	603-491-019	84641	ROMERO ST	Trash Service	1	\$ 34.73	\$ 416.76
CITY OF COACHELLA	603-491-020	84631	ROMERO ST	Trash Service	1	\$ 34.73	\$ 416.76
CITY OF COACHELLA	603-491-020	84631	ROMERO ST	Additional Trash	1	\$ 9.72	\$ 116.64
CITY OF COACHELLA	603-491-021	84621	ROMERO ST	Trash Service	1	\$ 34.73	\$ 416.76
CITY OF COACHELLA	603-491-021	84621	ROMERO ST	Additional Trash	1	\$ 9.72	\$ 116.64
CITY OF COACHELLA	603-491-022	84611	ROMERO ST	Trash Service	1	\$ 34.73	\$ 416.76
CITY OF COACHELLA	603-491-023	84599	ROMERO ST	Trash Service	1	\$ 34.73	\$ 416.76
CITY OF COACHELLA	603-491-024	84589	ROMERO ST	Trash Service	1	\$ 34.73	\$ 416.76
CITY OF COACHELLA	603-491-025	84579	ROMERO ST	Trash Service	1	\$ 34.73	\$ 416.76
CITY OF COACHELLA	603-491-025	84579	ROMERO ST	Additional Trash	1	\$ 9.72	\$ 116.64
CITY OF COACHELLA	603-491-026	84569	ROMERO ST	Trash Service	1	\$ 34.73	\$ 416.76
CITY OF COACHELLA	603-491-026	84569	ROMERO ST	Additional Trash	1	\$ 9.72	\$ 116.64
CITY OF COACHELLA	603-491-027	84559	ROMERO ST	Trash Service	1	\$ 34.73	\$ 416.76
CITY OF COACHELLA	603-491-027	84559	ROMERO ST	Additional Trash	1	\$ 9.72	\$ 116.64
CITY OF COACHELLA	603-491-028	84549	ROMERO ST	Trash Service	1	\$ 34.73	\$ 416.76
CITY OF COACHELLA	603-491-029	84539	ROMERO ST	Trash Service	1	\$ 34.73	\$ 416.76
CITY OF COACHELLA	603-491-030	84529	ROMERO ST	Trash Service	1	\$ 34.73	\$ 416.76
CITY OF COACHELLA	603-492-001	49561	REYES ST	Trash Service	1	\$ 34.73	\$ 416.76
CITY OF COACHELLA	603-492-001	49561	REYES ST	Additional Recycle	1	\$ 9.72	\$ 116.64
CITY OF COACHELLA	603-492-002	49551	REYES ST	Trash Service	1	\$ 34.73	\$ 416.76
CITY OF COACHELLA	603-492-003	49541	REYES ST	Trash Service	1	\$ 34.73	\$ 416.76
CITY OF COACHELLA	603-492-004	49531	REYES ST	Trash Service	1	\$ 34.73	\$ 416.76
CITY OF COACHELLA	603-492-005	49521	REYES ST	Trash Service	1	\$ 34.73	\$ 416.76
CITY OF COACHELLA	603-492-005	49521	REYES ST	Additional Trash	1	\$ 9.72	\$ 116.64
CITY OF COACHELLA	603-492-006	84520	ROMERO ST	Trash Service	1	\$ 34.73	\$ 416.76
CITY OF COACHELLA	603-492-007	84530	ROMERO ST	Trash Service	1	\$ 34.73	\$ 416.76
CITY OF COACHELLA	603-492-008	84540	ROMERO ST	Trash Service	1	\$ 34.73	\$ 416.76

### City of Coachella proposed 2024-25 Tax File

Customer Name	Parcel #	Address	Street	Service Level	Units	Total Monthly Rate	Total Annual Rate
CITY OF COACHELLA	603-492-009	84550	ROMERO ST	Trash Service	1	\$ 34.73	\$ 416.76
CITY OF COACHELLA	603-492-010	84560	ROMERO ST	Trash Service	1	\$ 34.73	\$ 416.76
CITY OF COACHELLA	603-492-010	84560	ROMERO ST	Additional Trash	1	\$ 9.72	\$ 116.64
CITY OF COACHELLA	603-492-011	84570	ROMERO ST	Trash Service	1	\$ 34.73	\$ 416.76
CITY OF COACHELLA	603-492-012	84580	ROMERO ST	Trash Service	1	\$ 34.73	\$ 416.76
CITY OF COACHELLA	603-492-013	84590	ROMERO ST	Trash Service	1	\$ 34.73	\$ 416.76
CITY OF COACHELLA	603-492-013	84590	ROMERO ST	Additional Trash	1	\$ 9.72	\$ 116.64
CITY OF COACHELLA	603-492-014	84600	ROMERO ST	Trash Service	1	\$ 34.73	\$ 416.76
CITY OF COACHELLA	603-492-015	84610	ROMERO ST	Trash Service	1	\$ 34.73	\$ 416.76
CITY OF COACHELLA	603-492-016	84620	ROMERO ST	Trash Service	1	\$ 34.73	\$ 416.76
CITY OF COACHELLA	603-492-016	84620	ROMERO ST	Additional Trash	1	\$ 9.72	\$ 116.64
CITY OF COACHELLA	603-492-017	84630	ROMERO ST	Trash Service	1	\$ 34.73	\$ 416.76
CITY OF COACHELLA	603-492-017	84630	ROMERO ST	Additional Trash	1	\$ 9.72	\$ 116.64
CITY OF COACHELLA	603-492-018	84640	ROMERO ST	Trash Service	1	\$ 34.73	\$ 416.76
CITY OF COACHELLA	603-492-018	84640	ROMERO ST	Additional Trash	1	\$ 9.72	\$ 116.64
CITY OF COACHELLA	603-492-019	84650	ROMERO ST	Trash Service	1	\$ 34.73	\$ 416.76
CITY OF COACHELLA	603-492-020	84660	ROMERO ST	Trash Service	1	\$ 34.73	\$ 416.76
CITY OF COACHELLA	603-492-020	84660	ROMERO ST	Additional Trash	2	\$ 19.44	\$ 233.28
CITY OF COACHELLA	603-492-021	84670	ROMERO ST	Trash Service	1	\$ 34.73	\$ 416.76
CITY OF COACHELLA	603-492-021	84670	ROMERO ST	Additional Trash	1	\$ 9.72	\$ 116.64
CITY OF COACHELLA	603-492-022	84680	ROMERO ST	Trash Service	1	\$ 34.73	\$ 416.76
CITY OF COACHELLA	603-492-022	84680	ROMERO ST	Additional Trash	1	\$ 9.72	\$ 116.64
CITY OF COACHELLA	603-492-023	49520	NIETO ST	Trash Service	1	\$ 34.73	\$ 416.76
CITY OF COACHELLA	603-492-023	49520	NIETO ST	Additional Trash	1	\$ 9.72	\$ 116.64
CITY OF COACHELLA	603-492-024	49530	NIETO ST	Trash Service	1	\$ 34.73	\$ 416.76
CITY OF COACHELLA	603-492-025	49540	NIETO ST	Trash Service	1	\$ 34.73	\$ 416.76
CITY OF COACHELLA	603-492-026	49550	NIETO ST	Trash Service	1	\$ 34.73	\$ 416.76
CITY OF COACHELLA	603-492-026	49550	NIETO ST	Additional Trash	1	\$ 9.72	\$ 116.64
CITY OF COACHELLA	603-492-027	49560	NIETO ST	Trash Service	2	\$ 69.46	\$ 833.52
CITY OF COACHELLA	603-492-027	49560	NIETO ST	Additional Trash	1	\$ 9.72	\$ 116.64
CITY OF COACHELLA	603-501-001	84263	CALENDULA AVE	Trash Service	1	\$ 34.73	\$ 416.76
CITY OF COACHELLA	603-501-002	84275	CALENDULA AVE	Trash Service	1	\$ 34.73	\$ 416.76
CITY OF COACHELLA	603-501-002	84275	CALENDULA AVE	Additional Trash	1	\$ 9.72	\$ 116.64

### City of Coachella proposed 2024-25 Tax File

Customer Name	Parcel #	Address	Street	Service Level	Units	Total Monthly Rate	Total Annual Rate
CITY OF COACHELLA	603-501-003	84287	CALENDULA AVE	Trash Service	1	\$ 34.73	\$ 416.76
CITY OF COACHELLA	603-501-003	84287	CALENDULA AVE	Additional Trash	1	\$ 9.72	\$ 116.64
CITY OF COACHELLA	603-501-004	84299	CALENDULA AVE	Trash Service	1	\$ 34.73	\$ 416.76
CITY OF COACHELLA	603-501-005	84311	CALENDULA AVE	Trash Service	1	\$ 34.73	\$ 416.76
CITY OF COACHELLA	603-501-006	84323	CALENDULA AVE	Trash Service	1	\$ 34.73	\$ 416.76
CITY OF COACHELLA	603-501-006	84323	CALENDULA AVE	Additional Trash	1	\$ 9.72	\$ 116.64
CITY OF COACHELLA	603-501-007	84335	CALENDULA AVE	Trash Service	1	\$ 34.73	\$ 416.76
CITY OF COACHELLA	603-501-008	84347	CALENDULA AVE	Trash Service	1	\$ 34.73	\$ 416.76
CITY OF COACHELLA	603-501-008	84347	CALENDULA AVE	Additional Trash	1	\$ 9.72	\$ 116.64
CITY OF COACHELLA	603-501-009	84359	CALENDULA AVE	Trash Service	1	\$ 34.73	\$ 416.76
CITY OF COACHELLA	603-501-009	84359	CALENDULA AVE	Additional Trash	1	\$ 9.72	\$ 116.64
CITY OF COACHELLA	603-501-010	84371	CALENDULA AVE	Trash Service	1	\$ 34.73	\$ 416.76
CITY OF COACHELLA	603-501-010	84371	CALENDULA AVE	Additional Trash	1	\$ 9.72	\$ 116.64
CITY OF COACHELLA	603-501-011	84383	CALENDULA AVE	Trash Service	1	\$ 34.73	\$ 416.76
CITY OF COACHELLA	603-501-011	84383	CALENDULA AVE	Additional Trash	1	\$ 9.72	\$ 116.64
CITY OF COACHELLA	603-501-012	84395	CALENDULA AVE	Trash Service	1	\$ 34.73	\$ 416.76
CITY OF COACHELLA	603-501-013	84407	CALENDULA AVE	Trash Service	1	\$ 34.73	\$ 416.76
CITY OF COACHELLA	603-501-014	84419	CALENDULA AVE	Trash Service	1	\$ 34.73	\$ 416.76
CITY OF COACHELLA	603-501-015	84431	CALENDULA AVE	Trash Service	1	\$ 34.73	\$ 416.76
CITY OF COACHELLA	603-501-016	84445	CALENDULA AVE	Trash Service	1	\$ 34.73	\$ 416.76
CITY OF COACHELLA	603-501-017	84455	CALENDULA AVE	Trash Service	1	\$ 34.73	\$ 416.76
CITY OF COACHELLA	603-502-001	49255	JAZMIN ST	Trash Service	1	\$ 34.73	\$ 416.76
CITY OF COACHELLA	603-502-001	49255	JAZMIN ST	Additional Trash	1	\$ 9.72	\$ 116.64
CITY OF COACHELLA	603-502-002	49285	JAZMIN ST	Trash Service	1	\$ 34.73	\$ 416.76
CITY OF COACHELLA	603-502-003	49315	JAZMIN ST	Trash Service	1	\$ 34.73	\$ 416.76
CITY OF COACHELLA	603-502-004	49345	JAZMIN ST	Trash Service	1	\$ 34.73	\$ 416.76
CITY OF COACHELLA	603-502-005	49375	JAZMIN ST	Trash Service	1	\$ 34.73	\$ 416.76
CITY OF COACHELLA	603-502-005	49375	JAZMIN ST	Additional Trash	1	\$ 9.72	\$ 116.64
CITY OF COACHELLA	603-502-006	49405	JAZMIN ST	Trash Service	1	\$ 34.73	\$ 416.76
CITY OF COACHELLA	603-502-006	49405	JAZMIN ST	Additional Trash	1	\$ 9.72	\$ 116.64
CITY OF COACHELLA	603-502-007	49435	JAZMIN ST	Trash Service	1	\$ 34.73	\$ 416.76
CITY OF COACHELLA	603-502-007	49435	JAZMIN ST	Additional Trash	1	\$ 9.72	\$ 116.64
CITY OF COACHELLA	603-502-008	49465	JAZMIN ST	Trash Service	1	\$ 34.73	\$ 416.76

### City of Coachella proposed 2024-25 Tax File

Customer Name	Parcel #	Address	Street	Service Level	Units	Total Monthly Rate	Total Annual Rate
CITY OF COACHELLA	603-503-001	49250	JAZMIN ST	Trash Service	1	\$ 34.73	\$ 416.76
CITY OF COACHELLA	603-503-001	49250	JAZMIN ST	Additional Trash	1	\$ 9.72	\$ 116.64
CITY OF COACHELLA	603-503-002	49280	JAZMIN ST	Trash Service	1	\$ 34.73	\$ 416.76
CITY OF COACHELLA	603-503-003	49310	JAZMIN ST	Trash Service	1	\$ 34.73	\$ 416.76
CITY OF COACHELLA	603-503-004	49340	JAZMIN ST	Trash Service	1	\$ 34.73	\$ 416.76
CITY OF COACHELLA	603-503-005	49370	JAZMIN ST	Trash Service	1	\$ 34.73	\$ 416.76
CITY OF COACHELLA	603-503-005	49370	JAZMIN ST	Additional Trash	1	\$ 9.72	\$ 116.64
CITY OF COACHELLA	603-503-006	49400	JAZMIN ST	Trash Service	1	\$ 34.73	\$ 416.76
CITY OF COACHELLA	603-503-006	49400	JAZMIN ST	Additional Trash	1	\$ 9.72	\$ 116.64
CITY OF COACHELLA	603-503-006	49400	JAZMIN ST	Additional Recycle	1	\$ 9.72	\$ 116.64
CITY OF COACHELLA	603-503-007	49430	JAZMIN ST	Trash Service	1	\$ 34.73	\$ 416.76
CITY OF COACHELLA	603-503-008	49460	JAZMIN ST	Trash Service	1	\$ 34.73	\$ 416.76
CITY OF COACHELLA	603-503-008	49460	JAZMIN ST	Additional Trash	1	\$ 9.72	\$ 116.64
CITY OF COACHELLA	603-503-009	49465	TULIPAN ST	Trash Service	1	\$ 34.73	\$ 416.76
CITY OF COACHELLA	603-503-010	49435	TULIPAN ST	Trash Service	1	\$ 34.73	\$ 416.76
CITY OF COACHELLA	603-503-010	49435	TULIPAN ST	Additional Trash	1	\$ 9.72	\$ 116.64
CITY OF COACHELLA	603-503-011	49405	TULIPAN ST	Trash Service	1	\$ 34.73	\$ 416.76
CITY OF COACHELLA	603-503-012	49375	TULIPAN ST	Trash Service	1	\$ 34.73	\$ 416.76
CITY OF COACHELLA	603-503-013	49345	TULIPAN ST	Trash Service	1	\$ 34.73	\$ 416.76
CITY OF COACHELLA	603-503-014	49315	TULIPAN ST	Trash Service	1	\$ 34.73	\$ 416.76
CITY OF COACHELLA	603-503-015	49285	TULIPAN ST	Trash Service	1	\$ 34.73	\$ 416.76
CITY OF COACHELLA	603-503-016	49255	TULIPAN ST	Trash Service	1	\$ 34.73	\$ 416.76
CITY OF COACHELLA	603-503-016	49255	TULIPAN ST	Additional Trash	1	\$ 9.72	\$ 116.64
CITY OF COACHELLA	603-504-001	49250	TULIPAN ST	Trash Service	1	\$ 34.73	\$ 416.76
CITY OF COACHELLA	603-504-001	49250	TULIPAN ST	Additional Trash	1	\$ 9.72	\$ 116.64
CITY OF COACHELLA	603-504-002	49280	TULIPAN ST	Trash Service	1	\$ 34.73	\$ 416.76
CITY OF COACHELLA	603-504-003	49310	TULIPAN ST	Trash Service	1	\$ 34.73	\$ 416.76
CITY OF COACHELLA	603-504-003	49310	TULIPAN ST	Additional Trash	1	\$ 9.72	\$ 116.64
CITY OF COACHELLA	603-504-004	49340	TULIPAN ST	Trash Service	1	\$ 34.73	\$ 416.76
CITY OF COACHELLA	603-504-005	49370	TULIPAN ST	Trash Service	1	\$ 34.73	\$ 416.76
CITY OF COACHELLA	603-504-006	49400	TULIPAN ST	Trash Service	1	\$ 34.73	\$ 416.76
CITY OF COACHELLA	603-504-007	49430	TULIPAN ST	Trash Service	1	\$ 34.73	\$ 416.76
CITY OF COACHELLA	603-504-007	49430	TULIPAN ST	Additional Trash	1	\$ 9.72	\$ 116.64

### City of Coachella proposed 2024-25 Tax File

Customer Name	Parcel #	Address	Street	Service Level	Units	Total Monthly Rate	Total Annual Rate
CITY OF COACHELLA	603-504-008	49460	TULIPAN ST	Trash Service	1	\$ 34.73	\$ 416.76
CITY OF COACHELLA	603-504-009	49465	ORQUIDEA LANE	Trash Service	1	\$ 34.73	\$ 416.76
CITY OF COACHELLA	603-504-009	49465	ORQUIDEA LANE	Additional Trash	1	\$ 9.72	\$ 116.64
CITY OF COACHELLA	603-504-009	49465	ORQUIDEA LANE	Additional Recycle	1	\$ 9.72	\$ 116.64
CITY OF COACHELLA	603-504-010	49435	ORQUIDEA LANE	Trash Service	1	\$ 34.73	\$ 416.76
CITY OF COACHELLA	603-504-010	49435	ORQUIDEA LANE	Additional Trash	1	\$ 9.72	\$ 116.64
CITY OF COACHELLA	603-504-011	49405	ORQUIDEA LANE	Trash Service	1	\$ 34.73	\$ 416.76
CITY OF COACHELLA	603-504-012	49375	ORQUIDEA LANE	Trash Service	1	\$ 34.73	\$ 416.76
CITY OF COACHELLA	603-504-013	49345	ORQUIDEA LANE	Trash Service	1	\$ 34.73	\$ 416.76
CITY OF COACHELLA	603-504-013	49345	ORQUIDEA LANE	Additional Trash	1	\$ 9.72	\$ 116.64
CITY OF COACHELLA	603-504-014	49315	ORQUIDEA LANE	Trash Service	1	\$ 34.73	\$ 416.76
CITY OF COACHELLA	603-504-014	49315	ORQUIDEA LANE	Additional Trash	1	\$ 9.72	\$ 116.64
CITY OF COACHELLA	603-504-015	49285	ORQUIDEA LANE	Trash Service	1	\$ 34.73	\$ 416.76
CITY OF COACHELLA	603-504-015	49285	ORQUIDEA LANE	Additional Trash	1	\$ 9.72	\$ 116.64
CITY OF COACHELLA	603-504-016	49310	ORQUIDEA LANE	Trash Service	1	\$ 34.73	\$ 416.76
CITY OF COACHELLA	603-504-016	49310	ORQUIDEA LANE	Additional Trash	1	\$ 9.72	\$ 116.64
CITY OF COACHELLA	603-504-017	49340	ORQUIDEA LANE	Trash Service	1	\$ 34.73	\$ 416.76
CITY OF COACHELLA	603-504-017	49340	ORQUIDEA LANE	Additional Trash	1	\$ 9.72	\$ 116.64
CITY OF COACHELLA	603-504-018	49370	ORQUIDEA LANE	Trash Service	1	\$ 34.73	\$ 416.76
CITY OF COACHELLA	603-504-019	49400	ORQUIDEA LANE	Trash Service	1	\$ 34.73	\$ 416.76
CITY OF COACHELLA	603-504-019	49400	ORQUIDEA LANE	Additional Trash	1	\$ 9.72	\$ 116.64
CITY OF COACHELLA	603-504-019	49400	ORQUIDEA LANE	Additional Recycle	1	\$ 9.72	\$ 116.64
CITY OF COACHELLA	603-504-020	49430	ORQUIDEA LANE	Trash Service	1	\$ 34.73	\$ 416.76
CITY OF COACHELLA	603-504-021	49460	ORQUIDEA LANE	Trash Service	1	\$ 34.73	\$ 416.76
CITY OF COACHELLA	603-504-021	49460	ORQUIDEA LANE	Additional Trash	1	\$ 9.72	\$ 116.64
CITY OF COACHELLA	603-504-022	49465	NARCISO LANE	Trash Service	1	\$ 34.73	\$ 416.76
CITY OF COACHELLA	603-504-023	49435	NARCISO LANE	Trash Service	1	\$ 34.73	\$ 416.76
CITY OF COACHELLA	603-504-024	49405	NARCISO LANE	Trash Service	1	\$ 34.73	\$ 416.76
CITY OF COACHELLA	603-504-024	49405	NARCISO LANE	Additional Trash	1	\$ 9.72	\$ 116.64
CITY OF COACHELLA	603-504-025	49375	NARCISO LANE	Trash Service	1	\$ 34.73	\$ 416.76
CITY OF COACHELLA	603-504-026	49345	NARCISO LANE	Trash Service	1	\$ 34.73	\$ 416.76
CITY OF COACHELLA	603-504-026	49345	NARCISO LANE	Additional Trash	1	\$ 9.72	\$ 116.64
CITY OF COACHELLA	603-504-027	84419	AMAPOLA LANE	Trash Service	1	\$ 34.73	\$ 416.76

### City of Coachella proposed 2024-25 Tax File

Customer Name	Parcel #	Address	Street	Service Level	Units	Total Monthly Rate	Total Annual Rate
CITY OF COACHELLA	603-504-027	84419	AMAPOLA LANE	Additional Recycle	1	\$ 9.72	\$ 116.64
CITY OF COACHELLA	603-504-028	84443	AMAPOLA LANE	Trash Service	1	\$ 34.73	\$ 416.76
CITY OF COACHELLA	603-504-029	49370	NARCISO LANE	Trash Service	1	\$ 34.73	\$ 416.76
CITY OF COACHELLA	603-504-029	49370	NARCISO LANE	Additional Trash	1	\$ 9.72	\$ 116.64
CITY OF COACHELLA	603-504-030	49400	NARCISO LANE	Trash Service	1	\$ 34.73	\$ 416.76
CITY OF COACHELLA	603-504-030	49400	NARCISO LANE	Additional Trash	1	\$ 9.72	\$ 116.64
CITY OF COACHELLA	603-504-031	49430	NARCISO LANE	Trash Service	1	\$ 34.73	\$ 416.76
CITY OF COACHELLA	603-504-031	49430	NARCISO LANE	Additional Trash	1	\$ 9.72	\$ 116.64
CITY OF COACHELLA	603-504-033	49460	NARCISO LANE	Trash Service	1	\$ 34.73	\$ 416.76
CITY OF COACHELLA	603-504-033	49460	NARCISO LANE	Additional Trash	1	\$ 9.72	\$ 116.64
CITY OF COACHELLA	603-504-035	49305	HIBISCO ST	Trash Service	1	\$ 34.73	\$ 416.76
CITY OF COACHELLA	603-504-036	49287	HIBISCO ST	Trash Service	1	\$ 34.73	\$ 416.76
CITY OF COACHELLA	603-504-036	49287	HIBISCO ST	Additional Trash	1	\$ 9.72	\$ 116.64
CITY OF COACHELLA	603-504-037	49403	HIBISCO ST	Trash Service	1	\$ 34.73	\$ 416.76
CITY OF COACHELLA	603-504-037	49403	HIBISCO ST	Additional Trash	1	\$ 9.72	\$ 116.64
CITY OF COACHELLA	603-504-038	49387	HIBISCO ST	Trash Service	1	\$ 34.73	\$ 416.76
CITY OF COACHELLA	603-504-039	49371	HIBISCO ST	Trash Service	1	\$ 34.73	\$ 416.76
CITY OF COACHELLA	603-504-040	49363	HIBISCO ST	Trash Service	1	\$ 34.73	\$ 416.76
CITY OF COACHELLA	603-504-041	49347	HIBISCO ST	Trash Service	1	\$ 34.73	\$ 416.76
CITY OF COACHELLA	603-504-042	49321	HIBISCO ST	Trash Service	1	\$ 34.73	\$ 416.76
CITY OF COACHELLA	603-505-002	49270	HIBISCO ST	Trash Service	1	\$ 34.73	\$ 416.76
CITY OF COACHELLA	603-505-003	49286	HIBISCO ST	Trash Service	1	\$ 34.73	\$ 416.76
CITY OF COACHELLA	603-505-004	49304	HIBISCO ST	Trash Service	1	\$ 34.73	\$ 416.76
CITY OF COACHELLA	603-505-004	49304	HIBISCO ST	Additional Trash	2	\$ 19.44	\$ 233.28
CITY OF COACHELLA	603-505-005	49320	HIBISCO ST	Trash Service	1	\$ 34.73	\$ 416.76
CITY OF COACHELLA	603-505-006	49338	HIBISCO ST	Trash Service	1	\$ 34.73	\$ 416.76
CITY OF COACHELLA	603-505-006	49338	HIBISCO ST	Additional Trash	2	\$ 19.44	\$ 233.28
CITY OF COACHELLA	603-505-006	49338	HIBISCO ST	Additional Recycle	1	\$ 9.72	\$ 116.64
CITY OF COACHELLA	603-505-007	49354	HIBISCO ST	Trash Service	1	\$ 34.73	\$ 416.76
CITY OF COACHELLA	603-505-008	49452	HIBISCO ST	Trash Service	1	\$ 34.73	\$ 416.76
CITY OF COACHELLA	603-505-009	49436	HIBISCO ST	Trash Service	1	\$ 34.73	\$ 416.76
CITY OF COACHELLA	603-505-010	49420	HIBISCO ST	Trash Service	1	\$ 34.73	\$ 416.76
CITY OF COACHELLA	603-505-011	49404	HIBISCO ST	Trash Service	1	\$ 34.73	\$ 416.76



### City of Coachella proposed 2024-25 Tax File

Customer Name	Parcel #	Address	Street	Service Level	Units	Total Monthly Rate	Total Annual Rate
CITY OF COACHELLA	603-505-012	49386	HIBISCO ST	Trash Service	1	\$ 34.73	\$ 416.76
CITY OF COACHELLA	603-505-013	49370	HIBISCO ST	Trash Service	1	\$ 34.73	\$ 416.76
CITY OF COACHELLA	603-505-013	49370	HIBISCO ST	Additional Trash	1	\$ 9.72	\$ 116.64
CITY OF COACHELLA	603-511-001	84503	LAS LUNAS AVE	Trash Service	1	\$ 34.73	\$ 416.76
CITY OF COACHELLA	603-511-002	84513	LAS LUNAS AVE	Trash Service	1	\$ 34.73	\$ 416.76
CITY OF COACHELLA	603-511-003	84523	LAS LUNAS AVE	Trash Service	1	\$ 34.73	\$ 416.76
CITY OF COACHELLA	603-511-003	84523	LAS LUNAS AVE	Additional Trash	1	\$ 9.72	\$ 116.64
CITY OF COACHELLA	603-511-004	84533	LAS LUNAS AVE	Trash Service	1	\$ 34.73	\$ 416.76
CITY OF COACHELLA	603-511-005	84543	LAS LUNAS AVE	Trash Service	1	\$ 34.73	\$ 416.76
CITY OF COACHELLA	603-511-006	84553	LAS LUNAS AVE	Trash Service	1	\$ 34.73	\$ 416.76
CITY OF COACHELLA	603-511-007	84563	LAS LUNAS AVE	Trash Service	1	\$ 34.73	\$ 416.76
CITY OF COACHELLA	603-511-007	84563	LAS LUNAS AVE	Additional Trash	1	\$ 9.72	\$ 116.64
CITY OF COACHELLA	603-511-008	84573	LAS LUNAS AVE	Trash Service	1	\$ 34.73	\$ 416.76
CITY OF COACHELLA	603-511-009	84583	LAS LUNAS AVE	Trash Service	1	\$ 34.73	\$ 416.76
CITY OF COACHELLA	603-511-009	84583	LAS LUNAS AVE	Additional Trash	1	\$ 9.72	\$ 116.64
CITY OF COACHELLA	603-511-010	84593	LAS LUNAS AVE	Trash Service	1	\$ 34.73	\$ 416.76
CITY OF COACHELLA	603-511-010	84593	LAS LUNAS AVE	Additional Trash	1	\$ 9.72	\$ 116.64
CITY OF COACHELLA	603-511-011	84603	LAS LUNAS AVE	Trash Service	1	\$ 34.73	\$ 416.76
CITY OF COACHELLA	603-511-011	84603	LAS LUNAS AVE	Additional Trash	1	\$ 9.72	\$ 116.64
CITY OF COACHELLA	603-511-012	84613	LAS LUNAS AVE	Trash Service	1	\$ 34.73	\$ 416.76
CITY OF COACHELLA	603-511-012	84613	LAS LUNAS AVE	Additional Trash	1	\$ 9.72	\$ 116.64
CITY OF COACHELLA	603-511-013	84623	LAS LUNAS AVE	Trash Service	1	\$ 34.73	\$ 416.76
CITY OF COACHELLA	603-511-013	84623	LAS LUNAS AVE	Additional Trash	1	\$ 9.72	\$ 116.64
CITY OF COACHELLA	603-511-014	84633	LAS LUNAS AVE	Trash Service	1	\$ 34.73	\$ 416.76
CITY OF COACHELLA	603-511-014	84633	LAS LUNAS AVE	Additional Trash	1	\$ 9.72	\$ 116.64
CITY OF COACHELLA	603-511-015	84643	LAS LUNAS AVE	Trash Service	1	\$ 34.73	\$ 416.76
CITY OF COACHELLA	603-511-015	84643	LAS LUNAS AVE	Additional Trash	1	\$ 9.72	\$ 116.64
CITY OF COACHELLA	603-511-016	84653	LAS LUNAS AVE	Trash Service	1	\$ 34.73	\$ 416.76
CITY OF COACHELLA	603-511-017	84663	LAS LUNAS AVE	Trash Service	1	\$ 34.73	\$ 416.76
CITY OF COACHELLA	603-511-017	84663	LAS LUNAS AVE	Additional Trash	1	\$ 9.72	\$ 116.64
CITY OF COACHELLA	603-511-018	84673	LAS LUNAS AVE	Trash Service	1	\$ 34.73	\$ 416.76
CITY OF COACHELLA	603-511-018	84673	LAS LUNAS AVE	Additional Trash	1	\$ 9.72	\$ 116.64
CITY OF COACHELLA	603-511-020	49152	LAS CRUCES ST	Trash Service	1	\$ 34.73	\$ 416.76

### City of Coachella proposed 2024-25 Tax File

Customer Name	Parcel #	Address	Street	Service Level	Units	Total Monthly Rate	Total Annual Rate
CITY OF COACHELLA	603-511-020	49152	LAS CRUCES ST	Additional Trash	1	\$ 9.72	\$ 116.64
CITY OF COACHELLA	603-511-021	49142	LAS CRUCES ST	Trash Service	1	\$ 34.73	\$ 416.76
CITY OF COACHELLA	603-511-022	49132	LAS CRUCES ST	Trash Service	1	\$ 34.73	\$ 416.76
CITY OF COACHELLA	603-511-023	49122	LAS CRUCES ST	Trash Service	1	\$ 34.73	\$ 416.76
CITY OF COACHELLA	603-511-023	49122	LAS CRUCES ST	Additional Trash	1	\$ 9.72	\$ 116.64
CITY OF COACHELLA	603-511-023	49122	LAS CRUCES ST	Additional Organics	1	\$ 9.72	\$ 116.64
CITY OF COACHELLA	603-511-024	49112	LAS CRUCES ST	Trash Service	1	\$ 34.73	\$ 416.76
CITY OF COACHELLA	603-511-025	49102	LAS CRUCES ST	Trash Service	1	\$ 34.73	\$ 416.76
CITY OF COACHELLA	603-511-026	49092	LAS CRUCES ST	Trash Service	1	\$ 34.73	\$ 416.76
CITY OF COACHELLA	603-511-026	49092	LAS CRUCES ST	Additional Trash	1	\$ 9.72	\$ 116.64
CITY OF COACHELLA	603-511-027	49082	LAS CRUCES ST	Trash Service	1	\$ 34.73	\$ 416.76
CITY OF COACHELLA	603-511-027	49082	LAS CRUCES ST	Additional Trash	1	\$ 9.72	\$ 116.64
CITY OF COACHELLA	603-511-028	49072	LAS CRUCES ST	Trash Service	1	\$ 34.73	\$ 416.76
CITY OF COACHELLA	603-511-028	49072	LAS CRUCES ST	Additional Trash	1	\$ 9.72	\$ 116.64
CITY OF COACHELLA	603-512-001	49073	LAS CRUCES ST	Trash Service	1	\$ 34.73	\$ 416.76
CITY OF COACHELLA	603-512-002	49083	LAS CRUCES ST	Trash Service	1	\$ 34.73	\$ 416.76
CITY OF COACHELLA	603-512-002	49083	LAS CRUCES ST	Additional Recycle	1	\$ 9.72	\$ 116.64
CITY OF COACHELLA	603-512-003	49093	LAS CRUCES ST	Trash Service	1	\$ 34.73	\$ 416.76
CITY OF COACHELLA	603-512-004	49103	LAS CRUCES ST	Trash Service	1	\$ 34.73	\$ 416.76
CITY OF COACHELLA	603-512-005	49113	LAS CRUCES ST	Trash Service	1	\$ 34.73	\$ 416.76
CITY OF COACHELLA	603-512-006	49123	LAS CRUCES ST	Trash Service	1	\$ 34.73	\$ 416.76
CITY OF COACHELLA	603-512-006	49123	LAS CRUCES ST	Additional Trash	1	\$ 9.72	\$ 116.64
CITY OF COACHELLA	603-512-007	49133	LAS CRUCES ST	Trash Service	1	\$ 34.73	\$ 416.76
CITY OF COACHELLA	603-512-008	49143	LAS CRUCES ST	Trash Service	1	\$ 34.73	\$ 416.76
CITY OF COACHELLA	603-512-009	49153	LAS CRUCES ST	Trash Service	1	\$ 34.73	\$ 416.76
CITY OF COACHELLA	603-512-011	49150	RIO RANCHO CT	Trash Service	1	\$ 34.73	\$ 416.76
CITY OF COACHELLA	603-512-011	49150	RIO RANCHO CT	Additional Trash	1	\$ 9.72	\$ 116.64
CITY OF COACHELLA	603-512-012	49140	RIO RANCHO CT	Trash Service	1	\$ 34.73	\$ 416.76
CITY OF COACHELLA	603-512-012	49140	RIO RANCHO CT	Additional Trash	1	\$ 9.72	\$ 116.64
CITY OF COACHELLA	603-512-013	49130	RIO RANCHO CT	Trash Service	1	\$ 34.73	\$ 416.76
CITY OF COACHELLA	603-512-013	49130	RIO RANCHO CT	Additional Trash	1	\$ 9.72	\$ 116.64
CITY OF COACHELLA	603-512-014	49120	RIO RANCHO CT	Trash Service	1	\$ 34.73	\$ 416.76
CITY OF COACHELLA	603-512-014	49120	RIO RANCHO CT	Additional Trash	1	\$ 9.72	\$ 116.64

### City of Coachella proposed 2024-25 Tax File

Customer Name	Parcel #	Address	Street	Service Level	Units	Total Monthly Rate	Total Annual Rate
CITY OF COACHELLA	603-512-015	49110	RIO RANCHO CT	Trash Service	1	\$ 34.73	\$ 416.76
CITY OF COACHELLA	603-512-015	49110	RIO RANCHO CT	Additional Trash	1	\$ 9.72	\$ 116.64
CITY OF COACHELLA	603-512-016	49100	RIO RANCHO CT	Trash Service	1	\$ 34.73	\$ 416.76
CITY OF COACHELLA	603-512-016	49100	RIO RANCHO CT	Additional Trash	1	\$ 9.72	\$ 116.64
CITY OF COACHELLA	603-512-016	49100	RIO RANCHO CT	Additional Recycle	1	\$ 9.72	\$ 116.64
CITY OF COACHELLA	603-512-017	49090	RIO RANCHO CT	Trash Service	1	\$ 34.73	\$ 416.76
CITY OF COACHELLA	603-512-018	49080	RIO RANCHO CT	Trash Service	1	\$ 34.73	\$ 416.76
CITY OF COACHELLA	603-512-018	49080	RIO RANCHO CT	Additional Trash	1	\$ 9.72	\$ 116.64
CITY OF COACHELLA	603-512-019	49070	RIO RANCHO CT	Trash Service	1	\$ 34.73	\$ 416.76
CITY OF COACHELLA	603-512-020	49071	RIO RANCHO CT	Trash Service	1	\$ 34.73	\$ 416.76
CITY OF COACHELLA	603-512-020	49071	RIO RANCHO CT	Additional Trash	1	\$ 9.72	\$ 116.64
CITY OF COACHELLA	603-512-020	49071	RIO RANCHO CT	Additional Recycle	1	\$ 9.72	\$ 116.64
CITY OF COACHELLA	603-512-021	49081	RIO RANCHO CT	Trash Service	1	\$ 34.73	\$ 416.76
CITY OF COACHELLA	603-512-021	49081	RIO RANCHO CT	Additional Trash	1	\$ 9.72	\$ 116.64
CITY OF COACHELLA	603-512-021	49081	RIO RANCHO CT	Additional Recycle	1	\$ 9.72	\$ 116.64
CITY OF COACHELLA	603-512-022	49091	RIO RANCHO CT	Trash Service	1	\$ 34.73	\$ 416.76
CITY OF COACHELLA	603-512-023	49101	RIO RANCHO CT	Trash Service	1	\$ 34.73	\$ 416.76
CITY OF COACHELLA	603-512-023	49101	RIO RANCHO CT	Additional Trash	1	\$ 9.72	\$ 116.64
CITY OF COACHELLA	603-512-024	49111	RIO RANCHO CT	Trash Service	1	\$ 34.73	\$ 416.76
CITY OF COACHELLA	603-512-025	49121	RIO RANCHO CT	Trash Service	1	\$ 34.73	\$ 416.76
CITY OF COACHELLA	603-512-025	49121	RIO RANCHO CT	Additional Trash	1	\$ 9.72	\$ 116.64
CITY OF COACHELLA	603-512-026	49131	RIO RANCHO CT	Trash Service	1	\$ 34.73	\$ 416.76
CITY OF COACHELLA	603-512-027	49141	RIO RANCHO CT	Trash Service	1	\$ 34.73	\$ 416.76
CITY OF COACHELLA	603-512-028	49151	RIO RANCHO CT	Trash Service	1	\$ 34.73	\$ 416.76
CITY OF COACHELLA	603-512-028	49151	RIO RANCHO CT	Additional Trash	1	\$ 9.72	\$ 116.64
CITY OF COACHELLA	603-512-028	49151	RIO RANCHO CT	Additional Recycle	1	\$ 9.72	\$ 116.64
CITY OF COACHELLA	603-512-029	49154	MESA CT	Trash Service	1	\$ 34.73	\$ 416.76
CITY OF COACHELLA	603-512-029	49154	MESA CT	Additional Trash	1	\$ 9.72	\$ 116.64
CITY OF COACHELLA	603-512-030	49144	MESA CT	Trash Service	1	\$ 34.73	\$ 416.76
CITY OF COACHELLA	603-512-031	49134	MESA CT	Trash Service	1	\$ 34.73	\$ 416.76
CITY OF COACHELLA	603-512-031	49134	MESA CT	Additional Trash	1	\$ 9.72	\$ 116.64
CITY OF COACHELLA	603-512-031	49134	MESA CT	Additional Recycle	1	\$ 9.72	\$ 116.64
CITY OF COACHELLA	603-512-032	49124	MESA CT	Trash Service	1	\$ 34.73	\$ 416.76

### City of Coachella proposed 2024-25 Tax File

Customer Name	Parcel #	Address	Street	Service Level	Units	Total Monthly Rate	Total Annual Rate
CITY OF COACHELLA	603-512-032	49124	MESA CT	Additional Trash	1	\$ 9.72	\$ 116.64
CITY OF COACHELLA	603-512-033	49114	MESA CT	Trash Service	1	\$ 34.73	\$ 416.76
CITY OF COACHELLA	603-512-033	49114	MESA CT	Additional Trash	1	\$ 9.72	\$ 116.64
CITY OF COACHELLA	603-512-034	49104	MESA CT	Trash Service	1	\$ 34.73	\$ 416.76
CITY OF COACHELLA	603-512-035	49094	MESA CT	Trash Service	1	\$ 34.73	\$ 416.76
CITY OF COACHELLA	603-512-035	49094	MESA CT	Additional Trash	1	\$ 9.72	\$ 116.64
CITY OF COACHELLA	603-512-036	49084	MESA CT	Trash Service	1	\$ 34.73	\$ 416.76
CITY OF COACHELLA	603-512-036	49084	MESA CT	Additional Trash	1	\$ 9.72	\$ 116.64
CITY OF COACHELLA	603-512-037	49074	MESA CT	Trash Service	1	\$ 34.73	\$ 416.76
CITY OF COACHELLA	603-512-038	49075	MESA CT	Trash Service	1	\$ 34.73	\$ 416.76
CITY OF COACHELLA	603-512-039	49085	MESA CT	Trash Service	1	\$ 34.73	\$ 416.76
CITY OF COACHELLA	603-512-039	49085	MESA CT	Additional Trash	1	\$ 9.72	\$ 116.64
CITY OF COACHELLA	603-512-040	49095	MESA CT	Trash Service	1	\$ 34.73	\$ 416.76
CITY OF COACHELLA	603-512-040	49095	MESA CT	Additional Trash	1	\$ 9.72	\$ 116.64
CITY OF COACHELLA	603-512-041	49105	MESA CT	Trash Service	1	\$ 34.73	\$ 416.76
CITY OF COACHELLA	603-512-042	49115	MESA CT	Trash Service	1	\$ 34.73	\$ 416.76
CITY OF COACHELLA	603-512-043	49125	MESA CT	Trash Service	1	\$ 34.73	\$ 416.76
CITY OF COACHELLA	603-512-044	49135	MESA CT	Trash Service	1	\$ 34.73	\$ 416.76
CITY OF COACHELLA	603-512-045	49145	MESA CT	Trash Service	1	\$ 34.73	\$ 416.76
CITY OF COACHELLA	603-512-045	49145	MESA CT	Additional Trash	1	\$ 9.72	\$ 116.64
CITY OF COACHELLA	603-512-046	49155	MESA CT	Trash Service	1	\$ 34.73	\$ 416.76
CITY OF COACHELLA	603-512-046	49155	MESA CT	Additional Trash	1	\$ 9.72	\$ 116.64
CITY OF COACHELLA	603-512-047	49148	SEDONA CT	Trash Service	1	\$ 34.73	\$ 416.76
CITY OF COACHELLA	603-512-047	49148	SEDONA CT	Additional Trash	1	\$ 9.72	\$ 116.64
CITY OF COACHELLA	603-512-048	49138	SEDONA CT	Trash Service	1	\$ 34.73	\$ 416.76
CITY OF COACHELLA	603-512-049	49128	SEDONA CT	Trash Service	1	\$ 34.73	\$ 416.76
CITY OF COACHELLA	603-512-049	49128	SEDONA CT	Additional Trash	1	\$ 9.72	\$ 116.64
CITY OF COACHELLA	603-512-050	49118	SEDONA CT	Trash Service	3	\$ 104.19	\$ 1,250.28
CITY OF COACHELLA	603-512-050	49118	SEDONA CT	Additional Trash	1	\$ 9.72	\$ 116.64
CITY OF COACHELLA	603-512-051	49108	SEDONA CT	Trash Service	1	\$ 34.73	\$ 416.76
CITY OF COACHELLA	603-512-051	49108	SEDONA CT	Additional Trash	1	\$ 9.72	\$ 116.64
CITY OF COACHELLA	603-512-052	49098	SEDONA CT	Trash Service	1	\$ 34.73	\$ 416.76
CITY OF COACHELLA	603-512-052	49098	SEDONA CT	Additional Trash	1	\$ 9.72	\$ 116.64

### City of Coachella proposed 2024-25 Tax File

Customer Name	Parcel #	Address	Street	Service Level	Units	Total Monthly Rate	Total Annual Rate
CITY OF COACHELLA	603-512-053	49088	SEDONA CT	Trash Service	1	\$ 34.73	\$ 416.76
CITY OF COACHELLA	603-512-053	49088	SEDONA CT	Additional Trash	1	\$ 9.72	\$ 116.64
CITY OF COACHELLA	603-512-054	49078	SEDONA CT	Trash Service	1	\$ 34.73	\$ 416.76
CITY OF COACHELLA	603-512-054	49078	SEDONA CT	Additional Trash	1	\$ 9.72	\$ 116.64
CITY OF COACHELLA	603-512-055	49068	SEDONA CT	Trash Service	1	\$ 34.73	\$ 416.76
CITY OF COACHELLA	603-512-056	49067	SEDONA CT	Trash Service	1	\$ 34.73	\$ 416.76
CITY OF COACHELLA	603-512-056	49067	SEDONA CT	Additional Trash	1	\$ 9.72	\$ 116.64
CITY OF COACHELLA	603-512-057	49077	SEDONA CT	Trash Service	1	\$ 34.73	\$ 416.76
CITY OF COACHELLA	603-512-058	49087	SEDONA CT	Trash Service	1	\$ 34.73	\$ 416.76
CITY OF COACHELLA	603-512-059	49097	SEDONA CT	Trash Service	1	\$ 34.73	\$ 416.76
CITY OF COACHELLA	603-512-059	49097	SEDONA CT	Additional Trash	1	\$ 9.72	\$ 116.64
CITY OF COACHELLA	603-512-060	49107	SEDONA CT	Trash Service	1	\$ 34.73	\$ 416.76
CITY OF COACHELLA	603-512-060	49107	SEDONA CT	Additional Trash	1	\$ 9.72	\$ 116.64
CITY OF COACHELLA	603-512-061	49117	SEDONA CT	Trash Service	1	\$ 34.73	\$ 416.76
CITY OF COACHELLA	603-512-061	49117	SEDONA CT	Additional Trash	1	\$ 9.72	\$ 116.64
CITY OF COACHELLA	603-512-062	49127	SEDONA CT	Trash Service	1	\$ 34.73	\$ 416.76
CITY OF COACHELLA	603-512-063	49137	SEDONA CT	Trash Service	1	\$ 34.73	\$ 416.76
CITY OF COACHELLA	603-512-064	49147	SEDONA CT	Trash Service	1	\$ 34.73	\$ 416.76
CITY OF COACHELLA	603-520-001	84311	AVE FLORABUNDA	Trash Service	1	\$ 34.73	\$ 416.76
CITY OF COACHELLA	603-520-001	84311	AVE FLORABUNDA	Additional Trash	1	\$ 9.72	\$ 116.64
CITY OF COACHELLA	603-520-002	84321	AVE FLORABUNDA	Trash Service	1	\$ 34.73	\$ 416.76
CITY OF COACHELLA	603-520-002	84321	AVE FLORABUNDA	Additional Trash	1	\$ 9.72	\$ 116.64
CITY OF COACHELLA	603-520-003	84331	AVE FLORABUNDA	Trash Service	1	\$ 34.73	\$ 416.76
CITY OF COACHELLA	603-520-004	84341	AVE FLORABUNDA	Trash Service	1	\$ 34.73	\$ 416.76
CITY OF COACHELLA	603-520-005	84351	AVE FLORABUNDA	Trash Service	1	\$ 34.73	\$ 416.76
CITY OF COACHELLA	603-520-005	84351	AVE FLORABUNDA	Additional Trash	1	\$ 9.72	\$ 116.64
CITY OF COACHELLA	603-520-006	84361	AVE FLORABUNDA	Trash Service	1	\$ 34.73	\$ 416.76
CITY OF COACHELLA	603-520-007	84371	AVE FLORABUNDA	Trash Service	1	\$ 34.73	\$ 416.76
CITY OF COACHELLA	603-521-001	84116	AVE NERIUM	Trash Service	1	\$ 34.73	\$ 416.76
CITY OF COACHELLA	603-521-002	84112	AVE NERIUM	Trash Service	1	\$ 34.73	\$ 416.76
CITY OF COACHELLA	603-521-003	84108	AVE NERIUM	Trash Service	1	\$ 34.73	\$ 416.76
CITY OF COACHELLA	603-521-003	84108	AVE NERIUM	Additional Trash	1	\$ 9.72	\$ 116.64
CITY OF COACHELLA	603-522-001	84104	AVE NERIUM	Trash Service	1	\$ 34.73	\$ 416.76

### City of Coachella proposed 2024-25 Tax File

Customer Name	Parcel #	Address	Street	Service Level	Units	Total Monthly Rate	Total Annual Rate
CITY OF COACHELLA	603-522-002	84100	AVE NERIUM	Trash Service	1	\$ 34.73	\$ 416.76
CITY OF COACHELLA	603-522-003	84096	AVE NERIUM	Trash Service	1	\$ 34.73	\$ 416.76
CITY OF COACHELLA	603-522-004	84092	AVE NERIUM	Trash Service	1	\$ 34.73	\$ 416.76
CITY OF COACHELLA	603-522-005	84088	AVE NERIUM	Trash Service	1	\$ 34.73	\$ 416.76
CITY OF COACHELLA	603-522-006	48084	CALLE CARMELLO	Trash Service	1	\$ 34.73	\$ 416.76
CITY OF COACHELLA	603-522-006	48084	CALLE CARMELLO	Additional Trash	1	\$ 9.72	\$ 116.64
CITY OF COACHELLA	603-522-007	48487	CALLE CARMELLO	Trash Service	1	\$ 34.73	\$ 416.76
CITY OF COACHELLA	603-522-008	48509	CALLE CARMELLO	Trash Service	1	\$ 34.73	\$ 416.76
CITY OF COACHELLA	603-522-009	48531	CALLE CARMELLO	Trash Service	1	\$ 34.73	\$ 416.76
CITY OF COACHELLA	603-522-010	48553	CALLE CARMELLO	Trash Service	1	\$ 34.73	\$ 416.76
CITY OF COACHELLA	603-522-011	48575	CALLE CARMELLO	Trash Service	1	\$ 34.73	\$ 416.76
CITY OF COACHELLA	603-522-012	48597	CALLE CARMELLO	Trash Service	1	\$ 34.73	\$ 416.76
CITY OF COACHELLA	603-522-013	48619	CALLE CARMELLO	Trash Service	1	\$ 34.73	\$ 416.76
CITY OF COACHELLA	603-522-014	48641	CALLE CARMELLO	Trash Service	1	\$ 34.73	\$ 416.76
CITY OF COACHELLA	603-522-015	48663	CALLE CARMELLO	Trash Service	1	\$ 34.73	\$ 416.76
CITY OF COACHELLA	603-523-001	48685	CALLE CARMELLO	Trash Service	1	\$ 34.73	\$ 416.76
CITY OF COACHELLA	603-523-001	48685	CALLE CARMELLO	Additional Trash	1	\$ 9.72	\$ 116.64
CITY OF COACHELLA	603-523-002	48707	CALLE CARMELLO	Trash Service	1	\$ 34.73	\$ 416.76
CITY OF COACHELLA	603-523-003	48729	CALLE CARMELLO	Trash Service	1	\$ 34.73	\$ 416.76
CITY OF COACHELLA	603-523-004	48751	CALLE CARMELLO	Trash Service	1	\$ 34.73	\$ 416.76
CITY OF COACHELLA	603-523-005	48773	CALLE CARMELLO	Trash Service	1	\$ 34.73	\$ 416.76
CITY OF COACHELLA	603-523-006	84291	AVE FLORABUNDA	Trash Service	1	\$ 34.73	\$ 416.76
CITY OF COACHELLA	603-523-006	84291	AVE FLORABUNDA	Additional Recycle	1	\$ 9.72	\$ 116.64
CITY OF COACHELLA	603-523-007	84301	AVE FLORABUNDA	Trash Service	1	\$ 34.73	\$ 416.76
CITY OF COACHELLA	603-524-001	84368	AVE FLORABUNDA	Trash Service	1	\$ 34.73	\$ 416.76
CITY OF COACHELLA	603-524-002	84358	AVE FLORABUNDA	Trash Service	1	\$ 34.73	\$ 416.76
CITY OF COACHELLA	603-524-002	84358	AVE FLORABUNDA	Additional Trash	1	\$ 9.72	\$ 116.64
CITY OF COACHELLA	603-524-003	84348	AVE FLORABUNDA	Trash Service	1	\$ 34.73	\$ 416.76
CITY OF COACHELLA	603-524-004	84338	AVE FLORABUNDA	Trash Service	1	\$ 34.73	\$ 416.76
CITY OF COACHELLA	603-524-005	84328	AVE FLORABUNDA	Trash Service	1	\$ 34.73	\$ 416.76
CITY OF COACHELLA	603-524-006	84318	AVE FLORABUNDA	Trash Service	1	\$ 34.73	\$ 416.76
CITY OF COACHELLA	603-524-006	84318	AVE FLORABUNDA	Additional Trash	1	\$ 9.72	\$ 116.64
CITY OF COACHELLA	603-524-007	84308	AVE FLORABUNDA	Trash Service	1	\$ 34.73	\$ 416.76



### City of Coachella proposed 2024-25 Tax File

Customer Name	Parcel #	Address	Street	Service Level	Units	Total Monthly Rate	Total Annual Rate
CITY OF COACHELLA	603-524-008	84298	AVE FLORABUNDA	Trash Service	1	\$ 34.73	\$ 416.76
CITY OF COACHELLA	603-524-009	84097	AVE EUROPA	Trash Service	1	\$ 34.73	\$ 416.76
CITY OF COACHELLA	603-524-009	84097	AVE EUROPA	Additional Trash	1	\$ 9.72	\$ 116.64
CITY OF COACHELLA	603-524-010	84101	AVE EUROPA	Trash Service	1	\$ 34.73	\$ 416.76
CITY OF COACHELLA	603-524-011	84105	AVE EUROPA	Trash Service	1	\$ 34.73	\$ 416.76
CITY OF COACHELLA	603-524-011	84105	AVE EUROPA	Additional Trash	1	\$ 9.72	\$ 116.64
CITY OF COACHELLA	603-524-011	84105	AVE EUROPA	Additional Recycle	1	\$ 9.72	\$ 116.64
CITY OF COACHELLA	603-524-012	84109	AVE EUROPA	Trash Service	1	\$ 34.73	\$ 416.76
CITY OF COACHELLA	603-524-013	84111	AVE EUROPA	Trash Service	1	\$ 34.73	\$ 416.76
CITY OF COACHELLA	603-524-014	84115	AVE EUROPA	Trash Service	1	\$ 34.73	\$ 416.76
CITY OF COACHELLA	603-524-015	84119	AVE EUROPA	Trash Service	1	\$ 34.73	\$ 416.76
CITY OF COACHELLA	603-524-016	84121	AVE EUROPA	Trash Service	1	\$ 34.73	\$ 416.76
CITY OF COACHELLA	603-525-001	84124	AVE EUROPA	Trash Service	1	\$ 34.73	\$ 416.76
CITY OF COACHELLA	603-525-002	84120	AVE EUROPA	Trash Service	1	\$ 34.73	\$ 416.76
CITY OF COACHELLA	603-525-002	84120	AVE EUROPA	Additional Trash	1	\$ 9.72	\$ 116.64
CITY OF COACHELLA	603-525-003	84116	AVE EUROPA	Trash Service	1	\$ 34.73	\$ 416.76
CITY OF COACHELLA	603-525-004	84112	AVE EUROPA	Trash Service	1	\$ 34.73	\$ 416.76
CITY OF COACHELLA	603-525-005	84108	AVE EUROPA	Trash Service	1	\$ 34.73	\$ 416.76
CITY OF COACHELLA	603-525-006	84104	AVE EUROPA	Trash Service	1	\$ 34.73	\$ 416.76
CITY OF COACHELLA	603-525-007	84100	AVE EUROPA	Trash Service	1	\$ 34.73	\$ 416.76
CITY OF COACHELLA	603-525-007	84100	AVE EUROPA	Additional Trash	1	\$ 9.72	\$ 116.64
CITY OF COACHELLA	603-525-007	84100	AVE EUROPA	Additional Organics	1	\$ 9.72	\$ 116.64
CITY OF COACHELLA	603-525-008	84096	AVE EUROPA	Trash Service	1	\$ 34.73	\$ 416.76
CITY OF COACHELLA	603-525-009	84095	AVE CEDRUS	Trash Service	1	\$ 34.73	\$ 416.76
CITY OF COACHELLA	603-525-010	84099	AVE CEDRUS	Trash Service	1	\$ 34.73	\$ 416.76
CITY OF COACHELLA	603-525-011	84103	AVE CEDRUS	Trash Service	1	\$ 34.73	\$ 416.76
CITY OF COACHELLA	603-525-012	84107	AVE CEDRUS	Trash Service	1	\$ 34.73	\$ 416.76
CITY OF COACHELLA	603-525-012	84107	AVE CEDRUS	Additional Trash	1	\$ 9.72	\$ 116.64
CITY OF COACHELLA	603-525-013	84111	AVE CEDRUS	Trash Service	1	\$ 34.73	\$ 416.76
CITY OF COACHELLA	603-525-013	84111	AVE CEDRUS	Additional Recycle	1	\$ 9.72	\$ 116.64
CITY OF COACHELLA	603-525-014	84115	AVE CEDRUS	Trash Service	1	\$ 34.73	\$ 416.76
CITY OF COACHELLA	603-525-015	84119	AVE CEDRUS	Trash Service	1	\$ 34.73	\$ 416.76
CITY OF COACHELLA	603-525-016	84121	AVE CEDRUS	Trash Service	1	\$ 34.73	\$ 416.76

### City of Coachella proposed 2024-25 Tax File

Customer Name	Parcel #	Address	Street	Service Level	Units	Total Monthly Rate	Total Annual Rate
CITY OF COACHELLA	603-525-016	84121	AVE CEDRUS	Additional Trash	1	\$ 9.72	\$ 116.64
CITY OF COACHELLA	603-526-001	84122	AVE CEDRUS	Trash Service	1	\$ 34.73	\$ 416.76
CITY OF COACHELLA	603-526-002	84118	AVE CEDRUS	Trash Service	1	\$ 34.73	\$ 416.76
CITY OF COACHELLA	603-526-002	84118	AVE CEDRUS	Additional Trash	1	\$ 9.72	\$ 116.64
CITY OF COACHELLA	603-526-003	84114	AVE CEDRUS	Trash Service	1	\$ 34.73	\$ 416.76
CITY OF COACHELLA	603-526-003	84114	AVE CEDRUS	Additional Trash	1	\$ 9.72	\$ 116.64
CITY OF COACHELLA	603-526-004	84110	AVE CEDRUS	Trash Service	1	\$ 34.73	\$ 416.76
CITY OF COACHELLA	603-526-005	84106	AVE CEDRUS	Trash Service	1	\$ 34.73	\$ 416.76
CITY OF COACHELLA	603-526-005	84106	AVE CEDRUS	Additional Trash	1	\$ 9.72	\$ 116.64
CITY OF COACHELLA	603-526-006	84102	AVE CEDRUS	Trash Service	1	\$ 34.73	\$ 416.76
CITY OF COACHELLA	603-526-007	84098	AVE CEDRUS	Trash Service	1	\$ 34.73	\$ 416.76
CITY OF COACHELLA	603-526-008	84094	AVE CEDRUS	Trash Service	1	\$ 34.73	\$ 416.76
CITY OF COACHELLA	603-526-009	84093	AVE NERIUM	Trash Service	1	\$ 34.73	\$ 416.76
CITY OF COACHELLA	603-526-010	84097	AVE NERIUM	Trash Service	1	\$ 34.73	\$ 416.76
CITY OF COACHELLA	603-526-011	84101	AVE NERIUM	Trash Service	1	\$ 34.73	\$ 416.76
CITY OF COACHELLA	603-526-012	84105	AVE NERIUM	Trash Service	1	\$ 34.73	\$ 416.76
CITY OF COACHELLA	603-526-013	84109	AVE NERIUM	Trash Service	1	\$ 34.73	\$ 416.76
CITY OF COACHELLA	603-526-014	84113	AVE NERIUM	Trash Service	1	\$ 34.73	\$ 416.76
CITY OF COACHELLA	603-526-015	84117	AVE NERIUM	Trash Service	1	\$ 34.73	\$ 416.76
CITY OF COACHELLA	603-526-016	84121	AVE NERIUM	Trash Service	1	\$ 34.73	\$ 416.76
CITY OF COACHELLA	603-530-001	84381	AVE FLORABUNDA	Trash Service	1	\$ 34.73	\$ 416.76
CITY OF COACHELLA	603-530-001	84381	AVE FLORABUNDA	Additional Trash	1	\$ 9.72	\$ 116.64
CITY OF COACHELLA	603-530-002	84391	AVE FLORABUNDA	Trash Service	1	\$ 34.73	\$ 416.76
CITY OF COACHELLA	603-530-002	84391	AVE FLORABUNDA	Additional Trash	1	\$ 9.72	\$ 116.64
CITY OF COACHELLA	603-530-003	84401	AVE FLORABUNDA	Trash Service	1	\$ 34.73	\$ 416.76
CITY OF COACHELLA	603-530-004	84411	AVE FLORABUNDA	Trash Service	1	\$ 34.73	\$ 416.76
CITY OF COACHELLA	603-530-005	84421	AVE FLORABUNDA	Trash Service	1	\$ 34.73	\$ 416.76
CITY OF COACHELLA	603-530-006	84431	AVE FLORABUNDA	Trash Service	1	\$ 34.73	\$ 416.76
CITY OF COACHELLA	603-530-007	84441	AVE FLORABUNDA	Trash Service	1	\$ 34.73	\$ 416.76
CITY OF COACHELLA	603-530-008	48774	CALLE CANTARA	Trash Service	1	\$ 34.73	\$ 416.76
CITY OF COACHELLA	603-530-009	48752	CALLE CANTARA	Trash Service	1	\$ 34.73	\$ 416.76
CITY OF COACHELLA	603-530-009	48752	CALLE CANTARA	Additional Trash	1	\$ 9.72	\$ 116.64
CITY OF COACHELLA	603-530-010	48730	CALLE CANTARA	Trash Service	1	\$ 34.73	\$ 416.76

### City of Coachella proposed 2024-25 Tax File

Customer Name	Parcel #	Address	Street	Service Level	Units	Total Monthly Rate	Total Annual Rate
CITY OF COACHELLA	603-530-010	48730	CALLE CANTARA	Additional Trash	1	\$ 9.72	\$ 116.64
CITY OF COACHELLA	603-530-011	48708	CALLE CANTARA	Trash Service	1	\$ 34.73	\$ 416.76
CITY OF COACHELLA	603-530-011	48708	CALLE CANTARA	Additional Trash	1	\$ 9.72	\$ 116.64
CITY OF COACHELLA	603-530-012	48686	CALLE CANTARA	Trash Service	1	\$ 34.73	\$ 416.76
CITY OF COACHELLA	603-530-012	48686	CALLE CANTARA	Additional Trash	1	\$ 9.72	\$ 116.64
CITY OF COACHELLA	603-530-013	48664	CALLE CANTARA	Trash Service	1	\$ 34.73	\$ 416.76
CITY OF COACHELLA	603-530-014	48642	CALLE CANTARA	Trash Service	1	\$ 34.73	\$ 416.76
CITY OF COACHELLA	603-530-015	48620	CALLE CANTARA	Trash Service	1	\$ 34.73	\$ 416.76
CITY OF COACHELLA	603-530-015	48620	CALLE CANTARA	Additional Trash	1	\$ 9.72	\$ 116.64
CITY OF COACHELLA	603-530-016	48598	CALLE CANTARA	Trash Service	1	\$ 34.73	\$ 416.76
CITY OF COACHELLA	603-530-017	48576	CALLE CANTARA	Trash Service	1	\$ 34.73	\$ 416.76
CITY OF COACHELLA	603-530-018	48554	CALLE CANTARA	Trash Service	1	\$ 34.73	\$ 416.76
CITY OF COACHELLA	603-530-019	48532	CALLE CANTARA	Trash Service	1	\$ 34.73	\$ 416.76
CITY OF COACHELLA	603-530-020	48510	CALLE CANTARA	Trash Service	1	\$ 34.73	\$ 416.76
CITY OF COACHELLA	603-530-021	48488	CALLE CANTARA	Trash Service	1	\$ 34.73	\$ 416.76
CITY OF COACHELLA	603-530-022	48466	CALLE CANTARA	Trash Service	1	\$ 34.73	\$ 416.76
CITY OF COACHELLA	603-530-022	48466	CALLE CANTARA	Additional Trash	1	\$ 9.72	\$ 116.64
CITY OF COACHELLA	603-530-023	84152	AVE NERIUM	Trash Service	1	\$ 34.73	\$ 416.76
CITY OF COACHELLA	603-530-024	84148	AVE NERIUM	Trash Service	1	\$ 34.73	\$ 416.76
CITY OF COACHELLA	603-530-025	84144	AVE NERIUM	Trash Service	1	\$ 34.73	\$ 416.76
CITY OF COACHELLA	603-530-026	84140	AVE NERIUM	Trash Service	1	\$ 34.73	\$ 416.76
CITY OF COACHELLA	603-530-027	84136	AVE NERIUM	Trash Service	1	\$ 34.73	\$ 416.76
CITY OF COACHELLA	603-530-028	84132	AVE NERIUM	Trash Service	1	\$ 34.73	\$ 416.76
CITY OF COACHELLA	603-530-029	84128	AVE NERIUM	Trash Service	1	\$ 34.73	\$ 416.76
CITY OF COACHELLA	603-530-030	84124	AVE NERIUM	Trash Service	1	\$ 34.73	\$ 416.76
CITY OF COACHELLA	603-530-031	84120	AVE NERIUM	Trash Service	1	\$ 34.73	\$ 416.76
CITY OF COACHELLA	603-531-001	48487	CALLE CANTARA	Trash Service	1	\$ 34.73	\$ 416.76
CITY OF COACHELLA	603-531-002	48509	CALLE CANTARA	Trash Service	1	\$ 34.73	\$ 416.76
CITY OF COACHELLA	603-531-002	48509	CALLE CANTARA	Additional Trash	1	\$ 9.72	\$ 116.64
CITY OF COACHELLA	603-531-002	48509	CALLE CANTARA	Additional Recycle	1	\$ 9.72	\$ 116.64
CITY OF COACHELLA	603-531-002	48509	CALLE CANTARA	Yard Service	3	\$ 34.50	\$ 414.00
CITY OF COACHELLA	603-531-003	48531	CALLE CANTARA	Trash Service	1	\$ 34.73	\$ 416.76
CITY OF COACHELLA	603-531-004	48553	CALLE CANTARA	Trash Service	1	\$ 34.73	\$ 416.76

### City of Coachella proposed 2024-25 Tax File

Customer Name	Parcel #	Address	Street	Service Level	Units	Total Monthly Rate	Total Annual Rate
CITY OF COACHELLA	603-531-005	48575	CALLE CANTARA	Trash Service	1	\$ 34.73	\$ 416.76
CITY OF COACHELLA	603-531-006	48597	CALLE CANTARA	Trash Service	1	\$ 34.73	\$ 416.76
CITY OF COACHELLA	603-531-007	48619	CALLE CANTARA	Trash Service	1	\$ 34.73	\$ 416.76
CITY OF COACHELLA	603-531-008	48641	CALLE CANTARA	Trash Service	1	\$ 34.73	\$ 416.76
CITY OF COACHELLA	603-531-009	48663	CALLE CANTARA	Trash Service	1	\$ 34.73	\$ 416.76
CITY OF COACHELLA	603-531-010	48685	CALLE CANTARA	Trash Service	1	\$ 34.73	\$ 416.76
CITY OF COACHELLA	603-531-011	48707	CALLE CANTARA	Trash Service	1	\$ 34.73	\$ 416.76
CITY OF COACHELLA	603-531-012	48729	CALLE CANTARA	Trash Service	1	\$ 34.73	\$ 416.76
CITY OF COACHELLA	603-531-013	48751	CALLE CANTARA	Trash Service	1	\$ 34.73	\$ 416.76
CITY OF COACHELLA	603-531-013	48751	CALLE CANTARA	Additional Trash	1	\$ 9.72	\$ 116.64
CITY OF COACHELLA	603-531-014	48752	CALLE ELДАРICA	Trash Service	1	\$ 34.73	\$ 416.76
CITY OF COACHELLA	603-531-014	48752	CALLE ELДАРICA	Additional Trash	1	\$ 9.72	\$ 116.64
CITY OF COACHELLA	603-531-015	48730	CALLE ELДАРICA	Trash Service	1	\$ 34.73	\$ 416.76
CITY OF COACHELLA	603-531-016	48708	CALLE ELДАРICA	Trash Service	1	\$ 34.73	\$ 416.76
CITY OF COACHELLA	603-531-016	48708	CALLE ELДАРICA	Additional Trash	1	\$ 9.72	\$ 116.64
CITY OF COACHELLA	603-531-017	48686	CALLE ELДАРICA	Trash Service	1	\$ 34.73	\$ 416.76
CITY OF COACHELLA	603-531-017	48686	CALLE ELДАРICA	Additional Trash	1	\$ 9.72	\$ 116.64
CITY OF COACHELLA	603-531-018	48664	CALLE ELДАРICA	Trash Service	1	\$ 34.73	\$ 416.76
CITY OF COACHELLA	603-531-019	48644	CALLE ELДАРICA	Trash Service	1	\$ 34.73	\$ 416.76
CITY OF COACHELLA	603-531-020	48622	CALLE ELДАРICA	Trash Service	1	\$ 34.73	\$ 416.76
CITY OF COACHELLA	603-531-020	48622	CALLE ELДАРICA	Additional Trash	1	\$ 9.72	\$ 116.64
CITY OF COACHELLA	603-531-021	48600	CALLE ELДАРICA	Trash Service	1	\$ 34.73	\$ 416.76
CITY OF COACHELLA	603-531-022	48578	CALLE ELДАРICA	Trash Service	1	\$ 34.73	\$ 416.76
CITY OF COACHELLA	603-531-022	48578	CALLE ELДАРICA	Additional Trash	1	\$ 9.72	\$ 116.64
CITY OF COACHELLA	603-531-023	48556	CALLE ELДАРICA	Trash Service	1	\$ 34.73	\$ 416.76
CITY OF COACHELLA	603-531-024	48534	CALLE ELДАРICA	Trash Service	1	\$ 34.73	\$ 416.76
CITY OF COACHELLA	603-531-025	48512	CALLE ELДАРICA	Trash Service	1	\$ 34.73	\$ 416.76
CITY OF COACHELLA	603-531-026	48490	CALLE ELДАРICA	Trash Service	1	\$ 34.73	\$ 416.76
CITY OF COACHELLA	603-532-001	48489	CALLE ELДАРICA	Trash Service	1	\$ 34.73	\$ 416.76
CITY OF COACHELLA	603-532-002	48511	CALLE ELДАРICA	Trash Service	1	\$ 34.73	\$ 416.76
CITY OF COACHELLA	603-532-003	48533	CALLE ELДАРICA	Trash Service	1	\$ 34.73	\$ 416.76
CITY OF COACHELLA	603-532-004	48555	CALLE ELДАРICA	Trash Service	1	\$ 34.73	\$ 416.76
CITY OF COACHELLA	603-532-005	48577	CALLE ELДАРICA	Trash Service	1	\$ 34.73	\$ 416.76

### City of Coachella proposed 2024-25 Tax File

Customer Name	Parcel #	Address	Street	Service Level	Units	Total Monthly Rate	Total Annual Rate
CITY OF COACHELLA	603-532-005	48577	CALLE ELDARICA	Additional Trash	1	\$ 9.72	\$ 116.64
CITY OF COACHELLA	603-532-006	48599	CALLE ELDARICA	Trash Service	1	\$ 34.73	\$ 416.76
CITY OF COACHELLA	603-532-006	48599	CALLE ELDARICA	Additional Trash	1	\$ 9.72	\$ 116.64
CITY OF COACHELLA	603-532-007	48621	CALLE ELDARICA	Trash Service	1	\$ 34.73	\$ 416.76
CITY OF COACHELLA	603-532-007	48621	CALLE ELDARICA	Additional Trash	1	\$ 9.72	\$ 116.64
CITY OF COACHELLA	603-532-008	48643	CALLE ELDARICA	Trash Service	1	\$ 34.73	\$ 416.76
CITY OF COACHELLA	603-532-009	48665	CALLE ELDARICA	Trash Service	1	\$ 34.73	\$ 416.76
CITY OF COACHELLA	603-532-010	48687	CALLE ELDARICA	Trash Service	1	\$ 34.73	\$ 416.76
CITY OF COACHELLA	603-532-011	48709	CALLE ELDARICA	Trash Service	1	\$ 34.73	\$ 416.76
CITY OF COACHELLA	603-532-012	48731	CALLE ELDARICA	Trash Service	1	\$ 34.73	\$ 416.76
CITY OF COACHELLA	603-532-013	48753	CALLE ELDARICA	Trash Service	1	\$ 34.73	\$ 416.76
CITY OF COACHELLA	603-532-014	48756	CALLE TECOMARIA	Trash Service	1	\$ 34.73	\$ 416.76
CITY OF COACHELLA	603-532-015	48734	CALLE TECOMARIA	Trash Service	1	\$ 34.73	\$ 416.76
CITY OF COACHELLA	603-532-016	48712	CALLE TECOMARIA	Trash Service	1	\$ 34.73	\$ 416.76
CITY OF COACHELLA	603-532-017	48690	CALLE TECOMARIA	Trash Service	1	\$ 34.73	\$ 416.76
CITY OF COACHELLA	603-532-018	48668	CALLE TECOMARIA	Trash Service	1	\$ 34.73	\$ 416.76
CITY OF COACHELLA	603-532-018	48668	CALLE TECOMARIA	Additional Trash	1	\$ 9.72	\$ 116.64
CITY OF COACHELLA	603-532-019	48646	CALLE TECOMARIA	Trash Service	1	\$ 34.73	\$ 416.76
CITY OF COACHELLA	603-532-020	48624	CALLE TECOMARIA	Trash Service	1	\$ 34.73	\$ 416.76
CITY OF COACHELLA	603-532-020	48624	CALLE TECOMARIA	Additional Trash	1	\$ 9.72	\$ 116.64
CITY OF COACHELLA	603-532-021	48602	CALLE TECOMARIA	Trash Service	1	\$ 34.73	\$ 416.76
CITY OF COACHELLA	603-532-022	48580	CALLE TECOMARIA	Trash Service	1	\$ 34.73	\$ 416.76
CITY OF COACHELLA	603-532-023	48558	CALLE TECOMARIA	Trash Service	1	\$ 34.73	\$ 416.76
CITY OF COACHELLA	603-532-024	48536	CALLE TECOMARIA	Trash Service	1	\$ 34.73	\$ 416.76
CITY OF COACHELLA	603-532-025	48514	CALLE TECOMARIA	Trash Service	1	\$ 34.73	\$ 416.76
CITY OF COACHELLA	603-532-026	48492	CALLE TECOMARIA	Trash Service	1	\$ 34.73	\$ 416.76
CITY OF COACHELLA	603-532-026	48492	CALLE TECOMARIA	Additional Trash	1	\$ 9.72	\$ 116.64
CITY OF COACHELLA	603-540-001	49624	SABAL CT	Trash Service	1	\$ 34.73	\$ 416.76
CITY OF COACHELLA	603-540-002	49636	SABAL CT	Trash Service	1	\$ 34.73	\$ 416.76
CITY OF COACHELLA	603-540-003	49648	SABAL CT	Trash Service	1	\$ 34.73	\$ 416.76
CITY OF COACHELLA	603-540-003	49648	SABAL CT	Additional Trash	1	\$ 9.72	\$ 116.64
CITY OF COACHELLA	603-540-004	49653	SABAL CT	Trash Service	1	\$ 34.73	\$ 416.76
CITY OF COACHELLA	603-540-005	49641	SABAL CT	Trash Service	1	\$ 34.73	\$ 416.76

### City of Coachella proposed 2024-25 Tax File

Customer Name	Parcel #	Address	Street	Service Level	Units	Total Monthly Rate	Total Annual Rate
CITY OF COACHELLA	603-540-005	49641	SABAL CT	Additional Recycle	1	\$ 9.72	\$ 116.64
CITY OF COACHELLA	603-540-006	49629	SABAL CT	Trash Service	1	\$ 34.73	\$ 416.76
CITY OF COACHELLA	603-540-007	49617	SABAL CT	Trash Service	2	\$ 69.46	\$ 833.52
CITY OF COACHELLA	603-540-007	49617	SABAL CT	Additional Trash	1	\$ 9.72	\$ 116.64
CITY OF COACHELLA	603-540-008	49605	SABAL CT	Trash Service	1	\$ 34.73	\$ 416.76
CITY OF COACHELLA	603-540-008	49605	SABAL CT	Additional Trash	1	\$ 9.72	\$ 116.64
CITY OF COACHELLA	603-540-009	49608	KENTIA CT	Trash Service	1	\$ 34.73	\$ 416.76
CITY OF COACHELLA	603-540-010	49620	KENTIA CT	Trash Service	1	\$ 34.73	\$ 416.76
CITY OF COACHELLA	603-540-010	49620	KENTIA CT	Additional Trash	1	\$ 9.72	\$ 116.64
CITY OF COACHELLA	603-540-011	49632	KENTIA CT	Trash Service	1	\$ 34.73	\$ 416.76
CITY OF COACHELLA	603-540-011	49632	KENTIA CT	Additional Trash	1	\$ 9.72	\$ 116.64
CITY OF COACHELLA	603-540-012	49644	KENTIA CT	Trash Service	1	\$ 34.73	\$ 416.76
CITY OF COACHELLA	603-540-013	49656	KENTIA CT	Trash Service	1	\$ 34.73	\$ 416.76
CITY OF COACHELLA	603-540-014	49655	KENTIA CT	Trash Service	1	\$ 34.73	\$ 416.76
CITY OF COACHELLA	603-540-015	49643	KENTIA CT	Trash Service	1	\$ 34.73	\$ 416.76
CITY OF COACHELLA	603-540-016	49631	KENTIA CT	Trash Service	1	\$ 34.73	\$ 416.76
CITY OF COACHELLA	603-540-017	49619	KENTIA CT	Trash Service	1	\$ 34.73	\$ 416.76
CITY OF COACHELLA	603-540-017	49619	KENTIA CT	Additional Trash	1	\$ 9.72	\$ 116.64
CITY OF COACHELLA	603-540-018	49607	KENTIA CT	Trash Service	1	\$ 34.73	\$ 416.76
CITY OF COACHELLA	603-540-021	49610	LIVISTONA CT	Trash Service	1	\$ 34.73	\$ 416.76
CITY OF COACHELLA	603-540-022	49622	LIVISTONA CT	Trash Service	1	\$ 34.73	\$ 416.76
CITY OF COACHELLA	603-540-023	49634	LIVISTONA CT	Trash Service	1	\$ 34.73	\$ 416.76
CITY OF COACHELLA	603-540-024	49646	LIVISTONA CT	Trash Service	1	\$ 34.73	\$ 416.76
CITY OF COACHELLA	603-540-025	49658	LIVISTONA CT	Trash Service	1	\$ 34.73	\$ 416.76
CITY OF COACHELLA	603-540-026	49657	LIVISTONA CT	Trash Service	1	\$ 34.73	\$ 416.76
CITY OF COACHELLA	603-540-026	49657	LIVISTONA CT	Additional Trash	1	\$ 9.72	\$ 116.64
CITY OF COACHELLA	603-540-027	49645	LIVISTONA CT	Trash Service	1	\$ 34.73	\$ 416.76
CITY OF COACHELLA	603-540-027	49645	LIVISTONA CT	Additional Trash	1	\$ 9.72	\$ 116.64
CITY OF COACHELLA	603-540-028	49633	LIVISTONA CT	Trash Service	1	\$ 34.73	\$ 416.76
CITY OF COACHELLA	603-540-028	49633	LIVISTONA CT	Additional Trash	1	\$ 9.72	\$ 116.64
CITY OF COACHELLA	603-540-029	49621	LIVISTONA CT	Trash Service	1	\$ 34.73	\$ 416.76
CITY OF COACHELLA	603-540-029	49621	LIVISTONA CT	Additional Trash	1	\$ 9.72	\$ 116.64
CITY OF COACHELLA	603-540-030	49609	LIVISTONA CT	Trash Service	1	\$ 34.73	\$ 416.76



### City of Coachella proposed 2024-25 Tax File

Customer Name	Parcel #	Address	Street	Service Level	Units	Total Monthly Rate	Total Annual Rate
CITY OF COACHELLA	603-540-030	49609	LIVISTONA CT	Additional Trash	1	\$ 9.72	\$ 116.64
CITY OF COACHELLA	603-540-030	49609	LIVISTONA CT	Additional Recycle	1	\$ 9.72	\$ 116.64
CITY OF COACHELLA	603-540-031	49612	PHOENIX AVE	Trash Service	1	\$ 34.73	\$ 416.76
CITY OF COACHELLA	603-540-031	49612	PHOENIX AVE	Additional Trash	2	\$ 19.44	\$ 233.28
CITY OF COACHELLA	603-540-032	49624	PHOENIX AVE	Trash Service	1	\$ 34.73	\$ 416.76
CITY OF COACHELLA	603-540-032	49624	PHOENIX AVE	Additional Trash	1	\$ 9.72	\$ 116.64
CITY OF COACHELLA	603-540-033	49634	PHOENIX AVE	Trash Service	1	\$ 34.73	\$ 416.76
CITY OF COACHELLA	603-540-033	49634	PHOENIX AVE	Additional Trash	1	\$ 9.72	\$ 116.64
CITY OF COACHELLA	603-540-034	49646	PHOENIX AVE	Trash Service	1	\$ 34.73	\$ 416.76
CITY OF COACHELLA	603-540-035	84437	PHOENIX AVE	Trash Service	1	\$ 34.73	\$ 416.76
CITY OF COACHELLA	603-540-036	84425	PHOENIX AVE	Trash Service	1	\$ 34.73	\$ 416.76
CITY OF COACHELLA	603-540-036	84425	PHOENIX AVE	Additional Trash	1	\$ 9.72	\$ 116.64
CITY OF COACHELLA	603-540-037	84413	PHOENIX AVE	Trash Service	1	\$ 34.73	\$ 416.76
CITY OF COACHELLA	603-540-037	84413	PHOENIX AVE	Additional Trash	1	\$ 9.72	\$ 116.64
CITY OF COACHELLA	603-540-038	84401	PHOENIX AVE	Trash Service	1	\$ 34.73	\$ 416.76
CITY OF COACHELLA	603-540-038	84401	PHOENIX AVE	Additional Trash	1	\$ 9.72	\$ 116.64
CITY OF COACHELLA	603-540-039	84389	PHOENIX AVE	Trash Service	1	\$ 34.73	\$ 416.76
CITY OF COACHELLA	603-540-040	84377	PHOENIX AVE	Trash Service	1	\$ 34.73	\$ 416.76
CITY OF COACHELLA	603-540-040	84377	PHOENIX AVE	Additional Trash	1	\$ 9.72	\$ 116.64
CITY OF COACHELLA	603-541-001	49611	PHOENIX AVE	Trash Service	1	\$ 34.73	\$ 416.76
CITY OF COACHELLA	603-541-002	49623	PHOENIX AVE	Trash Service	1	\$ 34.73	\$ 416.76
CITY OF COACHELLA	603-541-002	49623	PHOENIX AVE	Additional Trash	1	\$ 9.72	\$ 116.64
CITY OF COACHELLA	603-541-003	84426	PHOENIX AVE	Trash Service	1	\$ 34.73	\$ 416.76
CITY OF COACHELLA	603-541-004	84414	PHOENIX AVE	Trash Service	1	\$ 34.73	\$ 416.76
CITY OF COACHELLA	603-550-001	84390	PHOENIX AVE	Trash Service	1	\$ 34.73	\$ 416.76
CITY OF COACHELLA	603-550-001	84390	PHOENIX AVE	Additional Trash	1	\$ 9.72	\$ 116.64
CITY OF COACHELLA	603-550-002	84378	PHOENIX AVE	Trash Service	1	\$ 34.73	\$ 416.76
CITY OF COACHELLA	603-550-002	84378	PHOENIX AVE	Additional Trash	1	\$ 9.72	\$ 116.64
CITY OF COACHELLA	603-550-003	84366	PHOENIX CT	Trash Service	1	\$ 34.73	\$ 416.76
CITY OF COACHELLA	603-550-004	84354	PHOENIX CT	Trash Service	1	\$ 34.73	\$ 416.76
CITY OF COACHELLA	603-550-005	84342	PHOENIX CT	Trash Service	1	\$ 34.73	\$ 416.76
CITY OF COACHELLA	603-550-006	84330	PHOENIX CT	Trash Service	1	\$ 34.73	\$ 416.76
CITY OF COACHELLA	603-550-007	84318	PHOENIX CT	Trash Service	1	\$ 34.73	\$ 416.76

### City of Coachella proposed 2024-25 Tax File

Customer Name	Parcel #	Address	Street	Service Level	Units	Total Monthly Rate	Total Annual Rate
CITY OF COACHELLA	603-550-007	84318	PHOENIX CT	Additional Trash	1	\$ 9.72	\$ 116.64
CITY OF COACHELLA	603-550-008	84306	PHOENIX CT	Trash Service	1	\$ 34.73	\$ 416.76
CITY OF COACHELLA	603-550-009	84294	PHOENIX CT	Trash Service	1	\$ 34.73	\$ 416.76
CITY OF COACHELLA	603-550-010	84282	PHOENIX CT	Trash Service	1	\$ 34.73	\$ 416.76
CITY OF COACHELLA	603-550-011	84295	PHOENIX CT	Trash Service	1	\$ 34.73	\$ 416.76
CITY OF COACHELLA	603-550-011	84295	PHOENIX CT	Additional Trash	1	\$ 9.72	\$ 116.64
CITY OF COACHELLA	603-550-012	84307	PHOENIX CT	Trash Service	1	\$ 34.73	\$ 416.76
CITY OF COACHELLA	603-550-013	84317	PHOENIX CT	Trash Service	1	\$ 34.73	\$ 416.76
CITY OF COACHELLA	603-550-014	84329	PHOENIX CT	Trash Service	1	\$ 34.73	\$ 416.76
CITY OF COACHELLA	603-550-015	84341	PHOENIX CT	Trash Service	1	\$ 34.73	\$ 416.76
CITY OF COACHELLA	603-550-016	84353	PHOENIX CT	Trash Service	1	\$ 34.73	\$ 416.76
CITY OF COACHELLA	603-550-017	84365	PHOENIX CT	Trash Service	1	\$ 34.73	\$ 416.76
CITY OF COACHELLA	603-550-017	84365	PHOENIX CT	Additional Trash	1	\$ 9.72	\$ 116.64
CITY OF COACHELLA	603-550-018	84364	RHAPIS CT	Trash Service	1	\$ 34.73	\$ 416.76
CITY OF COACHELLA	603-550-018	84364	RHAPIS CT	Additional Trash	1	\$ 9.72	\$ 116.64
CITY OF COACHELLA	603-550-019	84352	RHAPIS CT	Trash Service	1	\$ 34.73	\$ 416.76
CITY OF COACHELLA	603-550-019	84352	RHAPIS CT	Additional Trash	1	\$ 9.72	\$ 116.64
CITY OF COACHELLA	603-550-020	84340	RHAPIS CT	Trash Service	1	\$ 34.73	\$ 416.76
CITY OF COACHELLA	603-550-021	84328	RHAPIS CT	Trash Service	1	\$ 34.73	\$ 416.76
CITY OF COACHELLA	603-550-022	84316	RHAPIS CT	Trash Service	1	\$ 34.73	\$ 416.76
CITY OF COACHELLA	603-550-023	84304	RHAPIS CT	Trash Service	1	\$ 34.73	\$ 416.76
CITY OF COACHELLA	603-550-024	84292	RHAPIS CT	Trash Service	1	\$ 34.73	\$ 416.76
CITY OF COACHELLA	603-550-025	84280	RHAPIS CT	Trash Service	1	\$ 34.73	\$ 416.76
CITY OF COACHELLA	603-550-025	84280	RHAPIS CT	Additional Recycle	1	\$ 9.72	\$ 116.64
CITY OF COACHELLA	603-550-026	84285	RHAPIS CT	Trash Service	1	\$ 34.73	\$ 416.76
CITY OF COACHELLA	603-550-027	84303	RHAPIS CT	Trash Service	1	\$ 34.73	\$ 416.76
CITY OF COACHELLA	603-550-028	84315	RHAPIS CT	Trash Service	1	\$ 34.73	\$ 416.76
CITY OF COACHELLA	603-550-029	84327	RHAPIS CT	Trash Service	1	\$ 34.73	\$ 416.76
CITY OF COACHELLA	603-550-029	84327	RHAPIS CT	Additional Trash	1	\$ 9.72	\$ 116.64
CITY OF COACHELLA	603-550-030	84339	RHAPIS CT	Trash Service	1	\$ 34.73	\$ 416.76
CITY OF COACHELLA	603-550-030	84339	RHAPIS CT	Additional Trash	1	\$ 9.72	\$ 116.64
CITY OF COACHELLA	603-550-031	84351	RHAPIS CT	Trash Service	1	\$ 34.73	\$ 416.76
CITY OF COACHELLA	603-550-031	84351	RHAPIS CT	Additional Trash	1	\$ 9.72	\$ 116.64

### City of Coachella proposed 2024-25 Tax File

Customer Name	Parcel #	Address	Street	Service Level	Units	Total Monthly Rate	Total Annual Rate
CITY OF COACHELLA	603-550-032	84363	RHAPIS CT	Trash Service	1	\$ 34.73	\$ 416.76
CITY OF COACHELLA	603-550-033	84362	QUEEN CT	Trash Service	1	\$ 34.73	\$ 416.76
CITY OF COACHELLA	603-550-034	84350	QUEEN CT	Trash Service	1	\$ 34.73	\$ 416.76
CITY OF COACHELLA	603-550-035	84338	QUEEN CT	Trash Service	1	\$ 34.73	\$ 416.76
CITY OF COACHELLA	603-550-036	84326	QUEEN CT	Trash Service	1	\$ 34.73	\$ 416.76
CITY OF COACHELLA	603-550-037	84314	QUEEN CT	Trash Service	1	\$ 34.73	\$ 416.76
CITY OF COACHELLA	603-550-038	84302	QUEEN CT	Trash Service	1	\$ 34.73	\$ 416.76
CITY OF COACHELLA	603-550-038	84302	QUEEN CT	Additional Trash	1	\$ 9.72	\$ 116.64
CITY OF COACHELLA	603-550-038	84302	QUEEN CT	Additional Recycle	1	\$ 9.72	\$ 116.64
CITY OF COACHELLA	603-550-039	84299	QUEEN CT	Trash Service	1	\$ 34.73	\$ 416.76
CITY OF COACHELLA	603-550-040	84311	QUEEN CT	Trash Service	1	\$ 34.73	\$ 416.76
CITY OF COACHELLA	603-550-041	84323	QUEEN CT	Trash Service	1	\$ 34.73	\$ 416.76
CITY OF COACHELLA	603-550-042	84335	QUEEN CT	Trash Service	1	\$ 34.73	\$ 416.76
CITY OF COACHELLA	603-550-043	84347	QUEEN CT	Trash Service	1	\$ 34.73	\$ 416.76
CITY OF COACHELLA	603-550-044	84359	QUEEN CT	Trash Service	1	\$ 34.73	\$ 416.76
CITY OF COACHELLA	603-550-045	84360	KING CT	Trash Service	1	\$ 34.73	\$ 416.76
CITY OF COACHELLA	603-550-046	84348	KING CT	Trash Service	1	\$ 34.73	\$ 416.76
CITY OF COACHELLA	603-550-047	84336	KING CT	Trash Service	1	\$ 34.73	\$ 416.76
CITY OF COACHELLA	603-550-048	84324	KING CT	Trash Service	1	\$ 34.73	\$ 416.76
CITY OF COACHELLA	603-550-049	84312	KING CT	Trash Service	1	\$ 34.73	\$ 416.76
CITY OF COACHELLA	603-550-050	84300	KING CT	Trash Service	1	\$ 34.73	\$ 416.76
CITY OF COACHELLA	603-550-051	84301	KING CT	Trash Service	1	\$ 34.73	\$ 416.76
CITY OF COACHELLA	603-550-052	84313	KING CT	Trash Service	1	\$ 34.73	\$ 416.76
CITY OF COACHELLA	603-550-053	84325	KING CT	Trash Service	1	\$ 34.73	\$ 416.76
CITY OF COACHELLA	603-550-054	84337	KING CT	Trash Service	1	\$ 34.73	\$ 416.76
CITY OF COACHELLA	603-550-055	84349	KING CT	Trash Service	1	\$ 34.73	\$ 416.76
CITY OF COACHELLA	603-550-056	84361	KING CT	Trash Service	1	\$ 34.73	\$ 416.76
CITY OF COACHELLA	603-550-056	84361	KING CT	Additional Trash	1	\$ 9.72	\$ 116.64
CITY OF COACHELLA	603-550-057	84358	ROYAL CT	Trash Service	1	\$ 34.73	\$ 416.76
CITY OF COACHELLA	603-550-058	84346	ROYAL CT	Trash Service	1	\$ 34.73	\$ 416.76
CITY OF COACHELLA	603-550-059	84334	ROYAL CT	Trash Service	1	\$ 34.73	\$ 416.76
CITY OF COACHELLA	603-550-059	84334	ROYAL CT	Additional Trash	1	\$ 9.72	\$ 116.64
CITY OF COACHELLA	603-550-060	84322	ROYAL CT	Trash Service	1	\$ 34.73	\$ 416.76

### City of Coachella proposed 2024-25 Tax File

Customer Name	Parcel #	Address	Street	Service Level	Units	Total Monthly Rate	Total Annual Rate
CITY OF COACHELLA	603-550-061	84310	ROYAL CT	Trash Service	1	\$ 34.73	\$ 416.76
CITY OF COACHELLA	603-550-062	84298	ROYAL CT	Trash Service	1	\$ 34.73	\$ 416.76
CITY OF COACHELLA	603-550-062	84298	ROYAL CT	Additional Trash	1	\$ 9.72	\$ 116.64
CITY OF COACHELLA	603-550-063	84299	ROYAL CT	Trash Service	1	\$ 34.73	\$ 416.76
CITY OF COACHELLA	603-550-063	84299	ROYAL CT	Additional Recycle	1	\$ 9.72	\$ 116.64
CITY OF COACHELLA	603-550-064	84311	ROYAL CT	Trash Service	1	\$ 34.73	\$ 416.76
CITY OF COACHELLA	603-550-065	84323	ROYAL CT	Trash Service	1	\$ 34.73	\$ 416.76
CITY OF COACHELLA	603-550-066	84335	ROYAL CT	Trash Service	1	\$ 34.73	\$ 416.76
CITY OF COACHELLA	603-550-066	84335	ROYAL CT	Additional Trash	1	\$ 9.72	\$ 116.64
CITY OF COACHELLA	603-550-067	84347	ROYAL CT	Trash Service	1	\$ 34.73	\$ 416.76
CITY OF COACHELLA	603-550-068	84359	ROYAL CT	Trash Service	1	\$ 34.73	\$ 416.76
CITY OF COACHELLA	603-550-068	84359	ROYAL CT	Additional Trash	1	\$ 9.72	\$ 116.64
CITY OF COACHELLA	603-551-001	49636	WASHINGTONIA AVE	Trash Service	1	\$ 34.73	\$ 416.76
CITY OF COACHELLA	603-551-002	49660	WASHINGTONIA AVE	Trash Service	1	\$ 34.73	\$ 416.76
CITY OF COACHELLA	603-551-003	49684	WASHINGTONIA AVE	Trash Service	1	\$ 34.73	\$ 416.76
CITY OF COACHELLA	603-551-004	49708	WASHINGTONIA AVE	Trash Service	1	\$ 34.73	\$ 416.76
CITY OF COACHELLA	603-551-004	49708	WASHINGTONIA AVE	Additional Organics	1	\$ 9.72	\$ 116.64
CITY OF COACHELLA	603-551-005	49732	WASHINGTONIA AVE	Trash Service	1	\$ 34.73	\$ 416.76
CITY OF COACHELLA	603-551-005	49732	WASHINGTONIA AVE	Additional Trash	1	\$ 9.72	\$ 116.64
CITY OF COACHELLA	603-551-006	49756	WASHINGTONIA AVE	Trash Service	1	\$ 34.73	\$ 416.76
CITY OF COACHELLA	603-551-006	49756	WASHINGTONIA AVE	Additional Trash	1	\$ 9.72	\$ 116.64
CITY OF COACHELLA	603-551-007	49780	WASHINGTONIA AVE	Trash Service	1	\$ 34.73	\$ 416.76
CITY OF COACHELLA	603-551-007	49780	WASHINGTONIA AVE	Additional Trash	1	\$ 9.72	\$ 116.64
CITY OF COACHELLA	603-551-008	49804	WASHINGTONIA AVE	Trash Service	1	\$ 34.73	\$ 416.76
CITY OF COACHELLA	603-551-008	49804	WASHINGTONIA AVE	Additional Trash	1	\$ 9.72	\$ 116.64
CITY OF COACHELLA	603-551-009	49828	WASHINGTONIA AVE	Trash Service	1	\$ 34.73	\$ 416.76
CITY OF COACHELLA	603-551-010	49852	WASHINGTONIA AVE	Trash Service	1	\$ 34.73	\$ 416.76
CITY OF COACHELLA	603-551-011	49876	WASHINGTONIA AVE	Trash Service	1	\$ 34.73	\$ 416.76
CITY OF COACHELLA	603-551-011	49876	WASHINGTONIA AVE	Additional Trash	1	\$ 9.72	\$ 116.64
CITY OF COACHELLA	603-551-012	49900	WASHINGTONIA AVE	Trash Service	1	\$ 34.73	\$ 416.76
CITY OF COACHELLA	603-551-012	49900	WASHINGTONIA AVE	Additional Trash	1	\$ 9.72	\$ 116.64
CITY OF COACHELLA	603-551-013	49924	WASHINGTONIA AVE	Trash Service	1	\$ 34.73	\$ 416.76
CITY OF COACHELLA	603-551-014	49948	WASHINGTONIA AVE	Trash Service	1	\$ 34.73	\$ 416.76

### City of Coachella proposed 2024-25 Tax File

Customer Name	Parcel #	Address	Street	Service Level	Units	Total Monthly Rate	Total Annual Rate
CITY OF COACHELLA	603-551-014	49948	WASHINGTONIA AVE	Additional Trash	1	\$ 9.72	\$ 116.64
CITY OF COACHELLA	603-551-015	49972	WASHINGTONIA AVE	Trash Service	1	\$ 34.73	\$ 416.76
CITY OF COACHELLA	603-551-016	49996	WASHINGTONIA AVE	Trash Service	1	\$ 34.73	\$ 416.76
CITY OF COACHELLA	603-560-001	49898	REDONDO PONIENTE	Trash Service	1	\$ 34.73	\$ 416.76
CITY OF COACHELLA	603-560-002	49860	REDONDO PONIENTE	Trash Service	1	\$ 34.73	\$ 416.76
CITY OF COACHELLA	603-560-003	49822	REDONDO PONIENTE	Trash Service	1	\$ 34.73	\$ 416.76
CITY OF COACHELLA	603-560-003	49822	REDONDO PONIENTE	Additional Trash	1	\$ 9.72	\$ 116.64
CITY OF COACHELLA	603-560-004	49784	REDONDO PONIENTE	Trash Service	1	\$ 34.73	\$ 416.76
CITY OF COACHELLA	603-560-005	49746	REDONDO PONIENTE	Trash Service	1	\$ 34.73	\$ 416.76
CITY OF COACHELLA	603-560-006	49708	REDONDO PONIENTE	Trash Service	1	\$ 34.73	\$ 416.76
CITY OF COACHELLA	603-560-007	49670	REDONDO PONIENTE	Trash Service	1	\$ 34.73	\$ 416.76
CITY OF COACHELLA	603-560-008	49632	REDONDO PONIENTE	Trash Service	1	\$ 34.73	\$ 416.76
CITY OF COACHELLA	603-560-009	49594	REDONDO PONIENTE	Trash Service	1	\$ 34.73	\$ 416.76
CITY OF COACHELLA	603-560-010	49953	CORTE MOLINO	Trash Service	1	\$ 34.73	\$ 416.76
CITY OF COACHELLA	603-560-011	49631	CORTE MOLINO	Trash Service	1	\$ 34.73	\$ 416.76
CITY OF COACHELLA	603-560-012	49699	CORTE MOLINO	Trash Service	1	\$ 34.73	\$ 416.76
CITY OF COACHELLA	603-560-013	49707	CORTE MOLINO	Trash Service	1	\$ 34.73	\$ 416.76
CITY OF COACHELLA	603-560-014	49706	CORTE MOLINO	Trash Service	1	\$ 34.73	\$ 416.76
CITY OF COACHELLA	603-560-015	49668	CORTE MOLINO	Trash Service	1	\$ 34.73	\$ 416.76
CITY OF COACHELLA	603-560-016	49630	CORTE MOLINO	Trash Service	1	\$ 34.73	\$ 416.76
CITY OF COACHELLA	603-560-017	49592	CORTE MOLINO	Trash Service	1	\$ 34.73	\$ 416.76
CITY OF COACHELLA	603-560-018	49591	CALLE QUINTERRA	Trash Service	1	\$ 34.73	\$ 416.76
CITY OF COACHELLA	603-560-019	49629	CALLE QUINTERRA	Trash Service	1	\$ 34.73	\$ 416.76
CITY OF COACHELLA	603-560-020	49667	CALLE QUINTERRA	Trash Service	1	\$ 34.73	\$ 416.76
CITY OF COACHELLA	603-560-021	49705	CALLE QUINTERRA	Trash Service	1	\$ 34.73	\$ 416.76
CITY OF COACHELLA	603-560-022	49743	CALLE QUINTERRA	Trash Service	1	\$ 34.73	\$ 416.76
CITY OF COACHELLA	603-560-023	84364	CORTE SANTOS	Trash Service	1	\$ 34.73	\$ 416.76
CITY OF COACHELLA	603-560-023	84364	CORTE SANTOS	Additional Trash	1	\$ 9.72	\$ 116.64
CITY OF COACHELLA	603-560-024	84352	CORTE SANTOS	Trash Service	1	\$ 34.73	\$ 416.76
CITY OF COACHELLA	603-560-025	84340	CORTE SANTOS	Trash Service	1	\$ 34.73	\$ 416.76
CITY OF COACHELLA	603-560-026	84328	CORTE SANTOS	Trash Service	1	\$ 34.73	\$ 416.76
CITY OF COACHELLA	603-560-027	84327	CORTE SANTOS	Trash Service	1	\$ 34.73	\$ 416.76
CITY OF COACHELLA	603-560-028	84339	CORTE SANTOS	Trash Service	1	\$ 34.73	\$ 416.76

### City of Coachella proposed 2024-25 Tax File

Customer Name	Parcel #	Address	Street	Service Level	Units	Total Monthly Rate	Total Annual Rate
CITY OF COACHELLA	603-560-028	84339	CORTE SANTOS	Additional Trash	1	\$ 9.72	\$ 116.64
CITY OF COACHELLA	603-560-029	84351	CORTE SANTOS	Trash Service	1	\$ 34.73	\$ 416.76
CITY OF COACHELLA	603-560-029	84351	CORTE SANTOS	Additional Trash	1	\$ 9.72	\$ 116.64
CITY OF COACHELLA	603-560-030	84363	CORTE SANTOS	Trash Service	1	\$ 34.73	\$ 416.76
CITY OF COACHELLA	603-561-001	84402	REDONDO NORTE	Trash Service	1	\$ 34.73	\$ 416.76
CITY OF COACHELLA	603-561-002	84390	REDONDO NORTE	Trash Service	1	\$ 34.73	\$ 416.76
CITY OF COACHELLA	603-561-003	84378	REDONDO NORTE	Trash Service	1	\$ 34.73	\$ 416.76
CITY OF COACHELLA	603-561-003	84378	REDONDO NORTE	Additional Trash	1	\$ 9.72	\$ 116.64
CITY OF COACHELLA	603-561-004	84366	REDONDO NORTE	Trash Service	1	\$ 34.73	\$ 416.76
CITY OF COACHELLA	603-561-005	84354	REDONDO NORTE	Trash Service	1	\$ 34.73	\$ 416.76
CITY OF COACHELLA	603-561-006	84342	REDONDO NORTE	Trash Service	1	\$ 34.73	\$ 416.76
CITY OF COACHELLA	603-561-007	84330	REDONDO NORTE	Trash Service	1	\$ 34.73	\$ 416.76
CITY OF COACHELLA	603-561-008	84318	REDONDO NORTE	Trash Service	1	\$ 34.73	\$ 416.76
CITY OF COACHELLA	603-561-008	84318	REDONDO NORTE	Additional Trash	1	\$ 9.72	\$ 116.64
CITY OF COACHELLA	603-561-009	84306	REDONDO NORTE	Trash Service	1	\$ 34.73	\$ 416.76
CITY OF COACHELLA	603-561-010	84294	REDONDO NORTE	Trash Service	1	\$ 34.73	\$ 416.76
CITY OF COACHELLA	603-561-010	84294	REDONDO NORTE	Additional Trash	1	\$ 9.72	\$ 116.64
CITY OF COACHELLA	603-561-011	49519	REDONDO PONIENTE	Trash Service	1	\$ 34.73	\$ 416.76
CITY OF COACHELLA	603-561-011	49519	REDONDO PONIENTE	Additional Trash	1	\$ 9.72	\$ 116.64
CITY OF COACHELLA	603-561-012	49557	REDONDO PONIENTE	Trash Service	1	\$ 34.73	\$ 416.76
CITY OF COACHELLA	603-561-013	49595	REDONDO PONIENTE	Trash Service	1	\$ 34.73	\$ 416.76
CITY OF COACHELLA	603-561-013	49595	REDONDO PONIENTE	Additional Trash	1	\$ 9.72	\$ 116.64
CITY OF COACHELLA	603-561-014	49633	REDONDO PONIENTE	Trash Service	1	\$ 34.73	\$ 416.76
CITY OF COACHELLA	603-561-015	49671	REDONDO PONIENTE	Trash Service	1	\$ 34.73	\$ 416.76
CITY OF COACHELLA	603-561-015	49671	REDONDO PONIENTE	Additional Trash	1	\$ 9.72	\$ 116.64
CITY OF COACHELLA	603-561-016	49709	REDONDO PONIENTE	Trash Service	1	\$ 34.73	\$ 416.76
CITY OF COACHELLA	603-561-017	49747	REDONDO PONIENTE	Trash Service	1	\$ 34.73	\$ 416.76
CITY OF COACHELLA	603-561-018	49785	REDONDO PONIENTE	Trash Service	1	\$ 34.73	\$ 416.76
CITY OF COACHELLA	603-561-019	49823	REDONDO PONIENTE	Trash Service	1	\$ 34.73	\$ 416.76
CITY OF COACHELLA	603-561-019	49823	REDONDO PONIENTE	Additional Trash	1	\$ 9.72	\$ 116.64
CITY OF COACHELLA	603-561-019	49823	REDONDO PONIENTE	Yard Service	1	\$ 11.50	\$ 138.00
CITY OF COACHELLA	603-561-020	49861	REDONDO PONIENTE	Trash Service	1	\$ 34.73	\$ 416.76
CITY OF COACHELLA	603-561-021	49899	REDONDO PONIENTE	Trash Service	1	\$ 34.73	\$ 416.76



### City of Coachella proposed 2024-25 Tax File

Customer Name	Parcel #	Address	Street	Service Level	Units	Total Monthly Rate	Total Annual Rate
CITY OF COACHELLA	603-561-022	49937	REDONDO PONIENTE	Trash Service	1	\$ 34.73	\$ 416.76
CITY OF COACHELLA	603-561-022	49937	REDONDO PONIENTE	Additional Trash	1	\$ 9.72	\$ 116.64
CITY OF COACHELLA	603-561-023	49971	REDONDO PONIENTE	Trash Service	1	\$ 34.73	\$ 416.76
CITY OF COACHELLA	603-561-024	84293	REDONDO SUR	Trash Service	1	\$ 34.73	\$ 416.76
CITY OF COACHELLA	603-561-025	84305	REDONDO SUR	Trash Service	1	\$ 34.73	\$ 416.76
CITY OF COACHELLA	603-561-026	84317	REDONDO SUR	Trash Service	1	\$ 34.73	\$ 416.76
CITY OF COACHELLA	603-561-027	84329	REDONDO SUR	Trash Service	1	\$ 34.73	\$ 416.76
CITY OF COACHELLA	603-561-028	84341	REDONDO SUR	Trash Service	1	\$ 34.73	\$ 416.76
CITY OF COACHELLA	603-561-029	84353	REDONDO SUR	Trash Service	1	\$ 34.73	\$ 416.76
CITY OF COACHELLA	603-561-030	84365	REDONDO SUR	Trash Service	1	\$ 34.73	\$ 416.76
CITY OF COACHELLA	603-570-001	49896	CALLE QUINTERRA	Trash Service	1	\$ 34.73	\$ 416.76
CITY OF COACHELLA	603-570-001	49896	CALLE QUINTERRA	Yard Service	1	\$ 11.50	\$ 138.00
CITY OF COACHELLA	603-570-002	49858	CALLE QUINTERRA	Trash Service	1	\$ 34.73	\$ 416.76
CITY OF COACHELLA	603-570-003	49820	CALLE QUINTERRA	Trash Service	1	\$ 34.73	\$ 416.76
CITY OF COACHELLA	603-570-004	49782	CALLE QUINTERRA	Trash Service	1	\$ 34.73	\$ 416.76
CITY OF COACHELLA	603-570-005	49744	CALLE QUINTERRA	Trash Service	1	\$ 34.73	\$ 416.76
CITY OF COACHELLA	603-570-006	84414	CORTE LORETO	Trash Service	1	\$ 34.73	\$ 416.76
CITY OF COACHELLA	603-570-007	84413	CORTE LORETO	Trash Service	1	\$ 34.73	\$ 416.76
CITY OF COACHELLA	603-570-007	84413	CORTE LORETO	Additional Trash	1	\$ 9.72	\$ 116.64
CITY OF COACHELLA	603-570-008	84425	CORTE LORETO	Trash Service	1	\$ 34.73	\$ 416.76
CITY OF COACHELLA	603-570-009	84437	CORTE LORETO	Trash Service	1	\$ 34.73	\$ 416.76
CITY OF COACHELLA	603-570-010	84449	CORTE LORETO	Trash Service	1	\$ 34.73	\$ 416.76
CITY OF COACHELLA	603-570-011	84450	CORTE LORETO	Trash Service	1	\$ 34.73	\$ 416.76
CITY OF COACHELLA	603-570-012	84438	CORTE LORETO	Trash Service	1	\$ 34.73	\$ 416.76
CITY OF COACHELLA	603-570-013	84426	CORTE LORETO	Trash Service	1	\$ 34.73	\$ 416.76
CITY OF COACHELLA	603-570-014	49897	CORTE PERCEBE	Trash Service	1	\$ 34.73	\$ 416.76
CITY OF COACHELLA	603-570-015	49859	CORTE PERCEBE	Trash Service	1	\$ 34.73	\$ 416.76
CITY OF COACHELLA	603-570-016	49821	CORTE PERCEBE	Trash Service	1	\$ 34.73	\$ 416.76
CITY OF COACHELLA	603-570-016	49821	CORTE PERCEBE	Additional Trash	1	\$ 9.72	\$ 116.64
CITY OF COACHELLA	603-570-017	49783	CORTE PERCEBE	Trash Service	1	\$ 34.73	\$ 416.76
CITY OF COACHELLA	603-570-017	49783	CORTE PERCEBE	Additional Recycle	1	\$ 9.72	\$ 116.64
CITY OF COACHELLA	603-570-018	49820	CORTE PERCEBE	Trash Service	1	\$ 34.73	\$ 416.76
CITY OF COACHELLA	603-570-018	49820	CORTE PERCEBE	Additional Recycle	1	\$ 9.72	\$ 116.64

### City of Coachella proposed 2024-25 Tax File

Customer Name	Parcel #	Address	Street	Service Level	Units	Total Monthly Rate	Total Annual Rate
CITY OF COACHELLA	603-570-019	49858	CORTE PERCEBE	Trash Service	1	\$ 34.73	\$ 416.76
CITY OF COACHELLA	603-570-020	49896	CORTE PERCEBE	Trash Service	1	\$ 34.73	\$ 416.76
CITY OF COACHELLA	603-571-006	84498	REDONDO NORTE	Trash Service	1	\$ 34.73	\$ 416.76
CITY OF COACHELLA	603-571-007	84486	REDONDO NORTE	Trash Service	1	\$ 34.73	\$ 416.76
CITY OF COACHELLA	603-571-007	84486	REDONDO NORTE	Additional Trash	1	\$ 9.72	\$ 116.64
CITY OF COACHELLA	603-571-008	84474	REDONDO NORTE	Trash Service	1	\$ 34.73	\$ 416.76
CITY OF COACHELLA	603-571-008	84474	REDONDO NORTE	Additional Trash	1	\$ 9.72	\$ 116.64
CITY OF COACHELLA	603-571-009	84462	REDONDO NORTE	Trash Service	1	\$ 34.73	\$ 416.76
CITY OF COACHELLA	603-571-010	84450	REDONDO NORTE	Trash Service	1	\$ 34.73	\$ 416.76
CITY OF COACHELLA	603-571-011	84438	REDONDO NORTE	Trash Service	1	\$ 34.73	\$ 416.76
CITY OF COACHELLA	603-571-011	84438	REDONDO NORTE	Additional Trash	1	\$ 9.72	\$ 116.64
CITY OF COACHELLA	603-571-012	84426	REDONDO NORTE	Trash Service	1	\$ 34.73	\$ 416.76
CITY OF COACHELLA	603-571-013	84414	REDONDO NORTE	Trash Service	1	\$ 34.73	\$ 416.76
CITY OF COACHELLA	603-571-013	84414	REDONDO NORTE	Additional Trash	1	\$ 9.72	\$ 116.64
CITY OF COACHELLA	603-572-004	84377	REDONDO SUR	Trash Service	1	\$ 34.73	\$ 416.76
CITY OF COACHELLA	603-572-005	84389	REDONDO SUR	Trash Service	1	\$ 34.73	\$ 416.76
CITY OF COACHELLA	603-572-006	84401	REDONDO SUR	Trash Service	1	\$ 34.73	\$ 416.76
CITY OF COACHELLA	603-572-007	84413	REDONDO SUR	Trash Service	1	\$ 34.73	\$ 416.76
CITY OF COACHELLA	612-230-004	48263	VAN BUREN ST	Trash Service	1	\$ 34.73	\$ 416.76
CITY OF COACHELLA	612-230-004	48263	VAN BUREN ST	Additional Trash	1	\$ 9.72	\$ 116.64
CITY OF COACHELLA	612-230-005	48441	VAN BUREN ST	Trash Service	1	\$ 34.73	\$ 416.76
CITY OF COACHELLA	612-230-005	48441	VAN BUREN ST	Additional Trash	4	\$ 38.88	\$ 466.56
CITY OF COACHELLA	612-241-001	48734	CHICHEN ITZA ROAD	Trash Service	1	\$ 34.73	\$ 416.76
CITY OF COACHELLA	612-241-002	48704	CHICHEN ITZA ROAD	Trash Service	1	\$ 34.73	\$ 416.76
CITY OF COACHELLA	612-241-002	48704	CHICHEN ITZA ROAD	Additional Trash	1	\$ 9.72	\$ 116.64
CITY OF COACHELLA	612-241-003	48674	CHICHEN ITZA ROAD	Trash Service	1	\$ 34.73	\$ 416.76
CITY OF COACHELLA	612-241-004	48644	CHICHEN ITZA ROAD	Trash Service	1	\$ 34.73	\$ 416.76
CITY OF COACHELLA	612-241-004	48644	CHICHEN ITZA ROAD	Additional Trash	1	\$ 9.72	\$ 116.64
CITY OF COACHELLA	612-241-005	48614	CHICHEN ITZA ROAD	Trash Service	1	\$ 34.73	\$ 416.76
CITY OF COACHELLA	612-241-006	83500	AGUA BLANCA ST	Trash Service	1	\$ 34.73	\$ 416.76
CITY OF COACHELLA	612-241-006	83500	AGUA BLANCA ST	Additional Trash	1	\$ 9.72	\$ 116.64
CITY OF COACHELLA	612-241-006	83500	AGUA BLANCA ST	Additional Recycle	1	\$ 9.72	\$ 116.64
CITY OF COACHELLA	612-241-006	83500	AGUA BLANCA ST	Additional Organics	1	\$ 9.72	\$ 116.64

### City of Coachella proposed 2024-25 Tax File

Customer Name	Parcel #	Address	Street	Service Level	Units	Total Monthly Rate	Total Annual Rate
CITY OF COACHELLA	612-241-007	83498	AGUA BLANCA ST	Trash Service	1	\$ 34.73	\$ 416.76
CITY OF COACHELLA	612-241-008	83494	AGUA BLANCA ST	Trash Service	1	\$ 34.73	\$ 416.76
CITY OF COACHELLA	612-241-009	83490	AGUA BLANCA ST	Trash Service	1	\$ 34.73	\$ 416.76
CITY OF COACHELLA	612-241-009	83490	AGUA BLANCA ST	Additional Trash	1	\$ 9.72	\$ 116.64
CITY OF COACHELLA	612-241-010	83486	AGUA BLANCA ST	Trash Service	1	\$ 34.73	\$ 416.76
CITY OF COACHELLA	612-241-011	83485	CAM PELICANO	Trash Service	1	\$ 34.73	\$ 416.76
CITY OF COACHELLA	612-241-011	83485	CAM PELICANO	Additional Organics	1	\$ 9.72	\$ 116.64
CITY OF COACHELLA	612-241-012	83489	CAM PELICANO	Trash Service	1	\$ 34.73	\$ 416.76
CITY OF COACHELLA	612-241-012	83489	CAM PELICANO	Additional Organics	1	\$ 9.72	\$ 116.64
CITY OF COACHELLA	612-241-013	83493	CAM PELICANO	Trash Service	1	\$ 34.73	\$ 416.76
CITY OF COACHELLA	612-241-014	83497	CAM PELICANO	Trash Service	1	\$ 34.73	\$ 416.76
CITY OF COACHELLA	612-241-015	48554	LA PLAYA ST	Trash Service	1	\$ 34.73	\$ 416.76
CITY OF COACHELLA	612-241-015	48554	LA PLAYA ST	Additional Trash	1	\$ 9.72	\$ 116.64
CITY OF COACHELLA	612-241-016	48524	LA PLAYA ST	Trash Service	1	\$ 34.73	\$ 416.76
CITY OF COACHELLA	612-241-017	48494	LA PLAYA ST	Trash Service	1	\$ 34.73	\$ 416.76
CITY OF COACHELLA	612-241-018	48464	LA PLAYA ST	Trash Service	1	\$ 34.73	\$ 416.76
CITY OF COACHELLA	612-241-019	48434	LA PLAYA ST	Trash Service	1	\$ 34.73	\$ 416.76
CITY OF COACHELLA	612-241-020	48404	LA PLAYA ST	Trash Service	1	\$ 34.73	\$ 416.76
CITY OF COACHELLA	612-241-020	48404	LA PLAYA ST	Additional Trash	1	\$ 9.72	\$ 116.64
CITY OF COACHELLA	612-241-021	48374	LA PLAYA ST	Trash Service	1	\$ 34.73	\$ 416.76
CITY OF COACHELLA	612-241-022	48344	LA PLAYA ST	Trash Service	1	\$ 34.73	\$ 416.76
CITY OF COACHELLA	612-241-022	48344	LA PLAYA ST	Additional Trash	1	\$ 9.72	\$ 116.64
CITY OF COACHELLA	612-241-023	48314	LA PLAYA ST	Trash Service	1	\$ 34.73	\$ 416.76
CITY OF COACHELLA	612-241-023	48314	LA PLAYA ST	Additional Trash	1	\$ 9.72	\$ 116.64
CITY OF COACHELLA	612-241-024	48284	LA PLAYA ST	Trash Service	1	\$ 34.73	\$ 416.76
CITY OF COACHELLA	612-242-001	48373	LA PLAYA ST	Trash Service	1	\$ 34.73	\$ 416.76
CITY OF COACHELLA	612-242-002	48403	LA PLAYA ST	Trash Service	1	\$ 34.73	\$ 416.76
CITY OF COACHELLA	612-242-003	48433	LA PLAYA ST	Trash Service	1	\$ 34.73	\$ 416.76
CITY OF COACHELLA	612-242-004	48463	LA PLAYA ST	Trash Service	1	\$ 34.73	\$ 416.76
CITY OF COACHELLA	612-242-005	48493	LA PLAYA ST	Trash Service	1	\$ 34.73	\$ 416.76
CITY OF COACHELLA	612-242-006	48523	LA PLAYA ST	Trash Service	1	\$ 34.73	\$ 416.76
CITY OF COACHELLA	612-242-007	48522	CAM REAL	Trash Service	1	\$ 34.73	\$ 416.76
CITY OF COACHELLA	612-242-008	48492	CAM REAL	Trash Service	1	\$ 34.73	\$ 416.76

**City of Coachella proposed 2024-25 Tax File**

Customer Name	Parcel #	Address	Street	Service Level	Units	Total Monthly Rate	Total Annual Rate
CITY OF COACHELLA	612-242-008	48492	CAM REAL	Additional Trash	1	\$ 9.72	\$ 116.64
CITY OF COACHELLA	612-242-009	48462	CAM REAL	Trash Service	1	\$ 34.73	\$ 416.76
CITY OF COACHELLA	612-242-010	48432	CAM REAL	Trash Service	1	\$ 34.73	\$ 416.76
CITY OF COACHELLA	612-242-011	48402	CAM REAL	Trash Service	1	\$ 34.73	\$ 416.76
CITY OF COACHELLA	612-242-011	48402	CAM REAL	Additional Trash	1	\$ 9.72	\$ 116.64
CITY OF COACHELLA	612-242-012	48372	CAM REAL	Trash Service	1	\$ 34.73	\$ 416.76
CITY OF COACHELLA	612-243-001	48371	CAM REAL	Trash Service	1	\$ 34.73	\$ 416.76
CITY OF COACHELLA	612-243-002	48401	CAM REAL	Trash Service	1	\$ 34.73	\$ 416.76
CITY OF COACHELLA	612-243-003	48431	CAM REAL	Trash Service	1	\$ 34.73	\$ 416.76
CITY OF COACHELLA	612-243-004	48461	CAM REAL	Trash Service	1	\$ 34.73	\$ 416.76
CITY OF COACHELLA	612-243-004	48461	CAM REAL	Additional Trash	1	\$ 9.72	\$ 116.64
CITY OF COACHELLA	612-243-005	48491	CAM REAL	Trash Service	1	\$ 34.73	\$ 416.76
CITY OF COACHELLA	612-243-006	48521	CAM REAL	Trash Service	1	\$ 34.73	\$ 416.76
CITY OF COACHELLA	612-243-007	48551	CAM REAL	Trash Service	1	\$ 34.73	\$ 416.76
CITY OF COACHELLA	612-243-007	48551	CAM REAL	Additional Trash	1	\$ 9.72	\$ 116.64
CITY OF COACHELLA	612-243-008	48581	CAM REAL	Trash Service	1	\$ 34.73	\$ 416.76
CITY OF COACHELLA	612-243-009	48611	CAM REAL	Trash Service	1	\$ 34.73	\$ 416.76
CITY OF COACHELLA	612-243-010	48641	CAM REAL	Trash Service	1	\$ 34.73	\$ 416.76
CITY OF COACHELLA	612-243-011	48640	CAM MAYA	Trash Service	1	\$ 34.73	\$ 416.76
CITY OF COACHELLA	612-243-012	48610	CAM MAYA	Trash Service	1	\$ 34.73	\$ 416.76
CITY OF COACHELLA	612-243-012	48610	CAM MAYA	Additional Trash	1	\$ 9.72	\$ 116.64
CITY OF COACHELLA	612-243-012	48610	CAM MAYA	Additional Recycle	1	\$ 9.72	\$ 116.64
CITY OF COACHELLA	612-243-013	48580	CAM MAYA	Trash Service	1	\$ 34.73	\$ 416.76
CITY OF COACHELLA	612-243-013	48580	CAM MAYA	Additional Recycle	1	\$ 9.72	\$ 116.64
CITY OF COACHELLA	612-243-014	48550	CAM MAYA	Trash Service	1	\$ 34.73	\$ 416.76
CITY OF COACHELLA	612-243-015	48520	CAM MAYA	Trash Service	1	\$ 34.73	\$ 416.76
CITY OF COACHELLA	612-243-016	48490	CAM MAYA	Trash Service	1	\$ 34.73	\$ 416.76
CITY OF COACHELLA	612-243-017	48460	CAM MAYA	Trash Service	1	\$ 34.73	\$ 416.76
CITY OF COACHELLA	612-243-018	48430	CAM MAYA	Trash Service	1	\$ 34.73	\$ 416.76
CITY OF COACHELLA	612-243-019	48400	CAM MAYA	Trash Service	1	\$ 34.73	\$ 416.76
CITY OF COACHELLA	612-243-020	48370	CAM MAYA	Trash Service	1	\$ 34.73	\$ 416.76
CITY OF COACHELLA	612-244-001	83498	CALLE COLIMA	Trash Service	1	\$ 34.73	\$ 416.76
CITY OF COACHELLA	612-244-002	83494	CALLE COLIMA	Trash Service	1	\$ 34.73	\$ 416.76

### City of Coachella proposed 2024-25 Tax File

Customer Name	Parcel #	Address	Street	Service Level	Units	Total Monthly Rate	Total Annual Rate
CITY OF COACHELLA	612-244-003	83490	CALLE COLIMA	Trash Service	1	\$ 34.73	\$ 416.76
CITY OF COACHELLA	612-244-003	83490	CALLE COLIMA	Additional Trash	1	\$ 9.72	\$ 116.64
CITY OF COACHELLA	612-244-004	83486	CALLE COLIMA	Trash Service	1	\$ 34.73	\$ 416.76
CITY OF COACHELLA	612-244-005	83482	CALLE COLIMA	Trash Service	1	\$ 34.73	\$ 416.76
CITY OF COACHELLA	612-244-006	83478	CALLE COLIMA	Trash Service	1	\$ 34.73	\$ 416.76
CITY OF COACHELLA	612-244-007	83474	CALLE COLIMA	Trash Service	1	\$ 34.73	\$ 416.76
CITY OF COACHELLA	612-244-007	83474	CALLE COLIMA	Additional Trash	1	\$ 9.72	\$ 116.64
CITY OF COACHELLA	612-244-008	83470	CALLE COLIMA	Trash Service	1	\$ 34.73	\$ 416.76
CITY OF COACHELLA	612-244-008	83470	CALLE COLIMA	Additional Trash	1	\$ 9.72	\$ 116.64
CITY OF COACHELLA	612-245-001	48703	CHICHEN ITZA ROAD	Trash Service	1	\$ 34.73	\$ 416.76
CITY OF COACHELLA	612-245-001	48703	CHICHEN ITZA ROAD	Additional Trash	1	\$ 9.72	\$ 116.64
CITY OF COACHELLA	612-245-002	48733	CHICHEN ITZA ROAD	Trash Service	1	\$ 34.73	\$ 416.76
CITY OF COACHELLA	612-245-002	48733	CHICHEN ITZA ROAD	Additional Trash	1	\$ 9.72	\$ 116.64
CITY OF COACHELLA	612-245-003	48763	CHICHEN ITZA ROAD	Trash Service	1	\$ 34.73	\$ 416.76
CITY OF COACHELLA	612-245-005	83486	TODOS SANTOS	Trash Service	1	\$ 34.73	\$ 416.76
CITY OF COACHELLA	612-245-005	83486	TODOS SANTOS	Additional Trash	1	\$ 9.72	\$ 116.64
CITY OF COACHELLA	612-245-006	83490	TODOS SANTOS	Trash Service	1	\$ 34.73	\$ 416.76
CITY OF COACHELLA	612-245-006	83490	TODOS SANTOS	Additional Organics	1	\$ 9.72	\$ 116.64
CITY OF COACHELLA	612-250-008	48785	VAN BUREN ST	Trash Service	1	\$ 34.73	\$ 416.76
CITY OF COACHELLA	612-250-012	48665	VAN BUREN ST	Trash Service	1	\$ 34.73	\$ 416.76
CITY OF COACHELLA	612-270-001	49044	CALHOUN ST	Trash Service	1	\$ 34.73	\$ 416.76
CITY OF COACHELLA	612-270-001	49044	CALHOUN ST	Additional Trash	1	\$ 9.72	\$ 116.64
CITY OF COACHELLA	612-430-001	83230	MARIANA AVE	Trash Service	1	\$ 34.73	\$ 416.76
CITY OF COACHELLA	612-430-002	83246	MARIANA AVE	Trash Service	1	\$ 34.73	\$ 416.76
CITY OF COACHELLA	612-430-003	83262	MARIANA AVE	Trash Service	1	\$ 34.73	\$ 416.76
CITY OF COACHELLA	612-430-004	83278	MARIANA AVE	Trash Service	1	\$ 34.73	\$ 416.76
CITY OF COACHELLA	612-430-005	83294	MARIANA AVE	Trash Service	1	\$ 34.73	\$ 416.76
CITY OF COACHELLA	612-430-006	83310	MARIANA AVE	Trash Service	1	\$ 34.73	\$ 416.76
CITY OF COACHELLA	612-430-006	83310	MARIANA AVE	Additional Trash	1	\$ 9.72	\$ 116.64
CITY OF COACHELLA	612-430-006	83310	MARIANA AVE	Additional Recycle	1	\$ 9.72	\$ 116.64
CITY OF COACHELLA	612-430-007	83326	MARIANA AVE	Trash Service	1	\$ 34.73	\$ 416.76
CITY OF COACHELLA	612-430-008	83342	MARIANA AVE	Trash Service	1	\$ 34.73	\$ 416.76
CITY OF COACHELLA	612-430-009	83358	MARIANA AVE	Trash Service	1	\$ 34.73	\$ 416.76

### City of Coachella proposed 2024-25 Tax File

Customer Name	Parcel #	Address	Street	Service Level	Units	Total Monthly Rate	Total Annual Rate
CITY OF COACHELLA	612-430-010	83374	MARIANA AVE	Trash Service	1	\$ 34.73	\$ 416.76
CITY OF COACHELLA	612-430-011	48040	ESTRELLA TOMAS ST	Trash Service	1	\$ 34.73	\$ 416.76
CITY OF COACHELLA	612-430-012	48070	ESTRELLA TOMAS ST	Trash Service	1	\$ 34.73	\$ 416.76
CITY OF COACHELLA	612-430-013	48100	ESTRELLA TOMAS ST	Trash Service	1	\$ 34.73	\$ 416.76
CITY OF COACHELLA	612-430-014	48130	ESTRELLA TOMAS ST	Trash Service	1	\$ 34.73	\$ 416.76
CITY OF COACHELLA	612-430-015	48160	ESTRELLA TOMAS ST	Trash Service	1	\$ 34.73	\$ 416.76
CITY OF COACHELLA	612-431-001	83375	CAM BONITO AVE	Trash Service	1	\$ 34.73	\$ 416.76
CITY OF COACHELLA	612-431-002	83359	CAM BONITO AVE	Trash Service	1	\$ 34.73	\$ 416.76
CITY OF COACHELLA	612-431-003	48157	ESTRELLA TOMAS ST	Trash Service	1	\$ 34.73	\$ 416.76
CITY OF COACHELLA	612-431-003	48157	ESTRELLA TOMAS ST	Additional Trash	1	\$ 9.72	\$ 116.64
CITY OF COACHELLA	612-431-004	48127	ESTRELLA TOMAS ST	Trash Service	1	\$ 34.73	\$ 416.76
CITY OF COACHELLA	612-431-005	48097	ESTRELLA TOMAS ST	Trash Service	1	\$ 34.73	\$ 416.76
CITY OF COACHELLA	612-431-006	48067	ESTRELLA TOMAS ST	Trash Service	1	\$ 34.73	\$ 416.76
CITY OF COACHELLA	612-431-007	48037	ESTRELLA TOMAS ST	Trash Service	1	\$ 34.73	\$ 416.76
CITY OF COACHELLA	612-431-008	48038	LUNA DE NICOLETA S	Trash Service	1	\$ 34.73	\$ 416.76
CITY OF COACHELLA	612-431-009	48068	LUNA DE NICOLETA S	Trash Service	1	\$ 34.73	\$ 416.76
CITY OF COACHELLA	612-431-009	48068	LUNA DE NICOLETA S	Additional Trash	1	\$ 9.72	\$ 116.64
CITY OF COACHELLA	612-431-010	48098	LUNA DE NICOLETA S	Trash Service	1	\$ 34.73	\$ 416.76
CITY OF COACHELLA	612-431-011	48128	LUNA DE NICOLETA S	Trash Service	1	\$ 34.73	\$ 416.76
CITY OF COACHELLA	612-431-012	48158	LUNA DE NICOLETA S	Trash Service	1	\$ 34.73	\$ 416.76
CITY OF COACHELLA	612-432-001	83271	MARIANA AVE	Trash Service	1	\$ 34.73	\$ 416.76
CITY OF COACHELLA	612-432-001	83271	MARIANA AVE	Additional Trash	1	\$ 9.72	\$ 116.64
CITY OF COACHELLA	612-432-002	83255	MARIANA AVE	Trash Service	1	\$ 34.73	\$ 416.76
CITY OF COACHELLA	612-432-003	83239	MARIANA AVE	Trash Service	1	\$ 34.73	\$ 416.76
CITY OF COACHELLA	612-432-003	83239	MARIANA AVE	Additional Organics	1	\$ 9.72	\$ 116.64
CITY OF COACHELLA	612-432-004	83223	MARIANA AVE	Trash Service	1	\$ 34.73	\$ 416.76
CITY OF COACHELLA	612-432-005	83207	MARIANA AVE	Trash Service	1	\$ 34.73	\$ 416.76
CITY OF COACHELLA	612-432-006	83191	MARIANA AVE	Trash Service	1	\$ 34.73	\$ 416.76
CITY OF COACHELLA	612-432-007	83190	PLAZA DE ORO AVE	Trash Service	1	\$ 34.73	\$ 416.76
CITY OF COACHELLA	612-432-008	83206	PLAZA DE ORO AVE	Trash Service	1	\$ 34.73	\$ 416.76
CITY OF COACHELLA	612-432-008	83206	PLAZA DE ORO AVE	Additional Trash	1	\$ 9.72	\$ 116.64
CITY OF COACHELLA	612-432-009	83222	PLAZA DE ORO AVE	Trash Service	1	\$ 34.73	\$ 416.76
CITY OF COACHELLA	612-432-009	83222	PLAZA DE ORO AVE	Additional Trash	1	\$ 9.72	\$ 116.64



### City of Coachella proposed 2024-25 Tax File

Customer Name	Parcel #	Address	Street	Service Level	Units	Total Monthly Rate	Total Annual Rate
CITY OF COACHELLA	612-432-010	83238	PLAZA DE ORO AVE	Trash Service	1	\$ 34.73	\$ 416.76
CITY OF COACHELLA	612-432-010	83238	PLAZA DE ORO AVE	Additional Trash	1	\$ 9.72	\$ 116.64
CITY OF COACHELLA	612-432-010	83238	PLAZA DE ORO AVE	Additional Organics	1	\$ 9.72	\$ 116.64
CITY OF COACHELLA	612-432-011	83254	PLAZA DE ORO AVE	Trash Service	1	\$ 34.73	\$ 416.76
CITY OF COACHELLA	612-432-012	83270	PLAZA DE ORO AVE	Trash Service	1	\$ 34.73	\$ 416.76
CITY OF COACHELLA	612-432-012	83270	PLAZA DE ORO AVE	Additional Trash	1	\$ 9.72	\$ 116.64
CITY OF COACHELLA	612-433-001	83279	PLAZA DE ORO AVE	Trash Service	1	\$ 34.73	\$ 416.76
CITY OF COACHELLA	612-433-002	83263	PLAZA DE ORO AVE	Trash Service	1	\$ 34.73	\$ 416.76
CITY OF COACHELLA	612-433-003	83247	PLAZA DE ORO AVE	Trash Service	1	\$ 34.73	\$ 416.76
CITY OF COACHELLA	612-433-003	83247	PLAZA DE ORO AVE	Additional Recycle	1	\$ 9.72	\$ 116.64
CITY OF COACHELLA	612-433-004	83231	PLAZA DE ORO AVE	Trash Service	1	\$ 34.73	\$ 416.76
CITY OF COACHELLA	612-433-005	83215	PLAZA DE ORO AVE	Trash Service	1	\$ 34.73	\$ 416.76
CITY OF COACHELLA	612-433-006	83199	PLAZA DE ORO AVE	Trash Service	1	\$ 34.73	\$ 416.76
CITY OF COACHELLA	612-433-007	83183	PLAZA DE ORO AVE	Trash Service	1	\$ 34.73	\$ 416.76
CITY OF COACHELLA	612-433-007	83183	PLAZA DE ORO AVE	Additional Trash	2	\$ 19.44	\$ 233.28
CITY OF COACHELLA	612-433-007	83183	PLAZA DE ORO AVE	Additional Organics	1	\$ 9.72	\$ 116.64
CITY OF COACHELLA	612-433-008	48189	SOL DE LINDA ST	Trash Service	1	\$ 34.73	\$ 416.76
CITY OF COACHELLA	612-433-009	48159	SOL DE LINDA ST	Trash Service	1	\$ 34.73	\$ 416.76
CITY OF COACHELLA	612-433-009	48159	SOL DE LINDA ST	Additional Trash	1	\$ 9.72	\$ 116.64
CITY OF COACHELLA	612-433-009	48159	SOL DE LINDA ST	Additional Recycle	1	\$ 9.72	\$ 116.64
CITY OF COACHELLA	612-433-010	48129	SOL DE LINDA ST	Trash Service	1	\$ 34.73	\$ 416.76
CITY OF COACHELLA	612-433-010	48129	SOL DE LINDA ST	Additional Trash	1	\$ 9.72	\$ 116.64
CITY OF COACHELLA	612-433-011	48099	SOL DE LINDA ST	Trash Service	1	\$ 34.73	\$ 416.76
CITY OF COACHELLA	612-433-012	48069	SOL DE LINDA ST	Trash Service	1	\$ 34.73	\$ 416.76
CITY OF COACHELLA	612-433-013	48039	SOL DE LINDA ST	Trash Service	1	\$ 34.73	\$ 416.76
CITY OF COACHELLA	612-433-014	48009	SOL DE LINDA ST	Trash Service	1	\$ 34.73	\$ 416.76
CITY OF COACHELLA	612-433-015	83166	SOL DE LINDA ST	Trash Service	1	\$ 34.73	\$ 416.76
CITY OF COACHELLA	612-433-016	83182	MARIANA AVE	Trash Service	1	\$ 34.73	\$ 416.76
CITY OF COACHELLA	612-433-016	83182	MARIANA AVE	Additional Recycle	1	\$ 9.72	\$ 116.64
CITY OF COACHELLA	612-433-017	83198	MARIANA AVE	Trash Service	1	\$ 34.73	\$ 416.76
CITY OF COACHELLA	612-440-001	48161	ESTRELLA PEDRO ST	Trash Service	1	\$ 34.73	\$ 416.76
CITY OF COACHELLA	612-440-002	48131	ESTRELLA PEDRO ST	Trash Service	1	\$ 34.73	\$ 416.76
CITY OF COACHELLA	612-440-003	48101	ESTRELLA PEDRO ST	Trash Service	1	\$ 34.73	\$ 416.76

### City of Coachella proposed 2024-25 Tax File

Customer Name	Parcel #	Address	Street	Service Level	Units	Total Monthly Rate	Total Annual Rate
CITY OF COACHELLA	612-440-004	48071	ESTRELLA PEDRO ST	Trash Service	1	\$ 34.73	\$ 416.76
CITY OF COACHELLA	612-440-005	48041	ESTRELLA PEDRO ST	Trash Service	1	\$ 34.73	\$ 416.76
CITY OF COACHELLA	612-440-006	83390	LA COSTA AVE	Trash Service	1	\$ 34.73	\$ 416.76
CITY OF COACHELLA	612-440-006	83390	LA COSTA AVE	Additional Trash	2	\$ 19.44	\$ 233.28
CITY OF COACHELLA	612-440-006	83390	LA COSTA AVE	Additional Recycle	1	\$ 9.72	\$ 116.64
CITY OF COACHELLA	612-440-007	83406	LA COSTA AVE	Trash Service	1	\$ 34.73	\$ 416.76
CITY OF COACHELLA	612-440-008	83422	LA COSTA AVE	Trash Service	1	\$ 34.73	\$ 416.76
CITY OF COACHELLA	612-440-009	83438	LA COSTA AVE	Trash Service	1	\$ 34.73	\$ 416.76
CITY OF COACHELLA	612-440-010	83454	LA COSTA AVE	Trash Service	1	\$ 34.73	\$ 416.76
CITY OF COACHELLA	612-440-011	83470	LA COSTA AVE	Trash Service	1	\$ 34.73	\$ 416.76
CITY OF COACHELLA	612-440-012	83484	LA COSTA AVE	Trash Service	1	\$ 34.73	\$ 416.76
CITY OF COACHELLA	612-440-013	83498	LA COSTA AVE	Trash Service	1	\$ 34.73	\$ 416.76
CITY OF COACHELLA	612-440-014	48044	LA PLAYA ST	Trash Service	1	\$ 34.73	\$ 416.76
CITY OF COACHELLA	612-440-015	48074	LA PLAYA ST	Trash Service	1	\$ 34.73	\$ 416.76
CITY OF COACHELLA	612-440-016	48104	LA PLAYA ST	Trash Service	1	\$ 34.73	\$ 416.76
CITY OF COACHELLA	612-440-017	48134	LA PLAYA ST	Trash Service	1	\$ 34.73	\$ 416.76
CITY OF COACHELLA	612-440-018	48164	LA PLAYA ST	Trash Service	1	\$ 34.73	\$ 416.76
CITY OF COACHELLA	612-440-018	48164	LA PLAYA ST	Additional Trash	1	\$ 9.72	\$ 116.64
CITY OF COACHELLA	612-440-019	48194	LA PLAYA ST	Trash Service	1	\$ 34.73	\$ 416.76
CITY OF COACHELLA	612-440-020	48224	LA PLAYA ST	Trash Service	1	\$ 34.73	\$ 416.76
CITY OF COACHELLA	612-441-001	48193	LA PLAYA ST	Trash Service	1	\$ 34.73	\$ 416.76
CITY OF COACHELLA	612-441-002	48163	LA PLAYA ST	Trash Service	1	\$ 34.73	\$ 416.76
CITY OF COACHELLA	612-441-003	48133	LA PLAYA ST	Trash Service	1	\$ 34.73	\$ 416.76
CITY OF COACHELLA	612-441-004	48103	LA PLAYA ST	Trash Service	1	\$ 34.73	\$ 416.76
CITY OF COACHELLA	612-441-005	48073	LA PLAYA ST	Trash Service	1	\$ 34.73	\$ 416.76
CITY OF COACHELLA	612-441-006	48043	LA PLAYA ST	Trash Service	1	\$ 34.73	\$ 416.76
CITY OF COACHELLA	612-441-007	48042	ESTRELLA PEDRO ST	Trash Service	1	\$ 34.73	\$ 416.76
CITY OF COACHELLA	612-441-008	48072	ESTRELLA PEDRO ST	Trash Service	1	\$ 34.73	\$ 416.76
CITY OF COACHELLA	612-441-009	48102	ESTRELLA PEDRO ST	Trash Service	1	\$ 34.73	\$ 416.76
CITY OF COACHELLA	612-441-010	48132	ESTRELLA PEDRO ST	Trash Service	1	\$ 34.73	\$ 416.76
CITY OF COACHELLA	612-441-010	48132	ESTRELLA PEDRO ST	Additional Trash	1	\$ 9.72	\$ 116.64
CITY OF COACHELLA	612-441-011	48162	ESTRELLA PEDRO ST	Trash Service	1	\$ 34.73	\$ 416.76
CITY OF COACHELLA	612-441-012	48192	ESTRELLA PEDRO ST	Trash Service	1	\$ 34.73	\$ 416.76

### City of Coachella proposed 2024-25 Tax File

Customer Name	Parcel #	Address	Street	Service Level	Units	Total Monthly Rate	Total Annual Rate
CITY OF COACHELLA	612-441-013	83407	CAM BONITO AVE	Trash Service	1	\$ 34.73	\$ 416.76
CITY OF COACHELLA	612-441-013	83407	CAM BONITO AVE	Additional Trash	1	\$ 9.72	\$ 116.64
CITY OF COACHELLA	612-441-014	83391	CAM BONITO AVE	Trash Service	1	\$ 34.73	\$ 416.76
CITY OF COACHELLA	612-441-014	83391	CAM BONITO AVE	Additional Trash	1	\$ 9.72	\$ 116.64
CITY OF COACHELLA	612-450-001	49990	COPPERIDGE ST	Trash Service	1	\$ 34.73	\$ 416.76
CITY OF COACHELLA	612-450-002	49960	COPPERIDGE ST	Trash Service	1	\$ 34.73	\$ 416.76
CITY OF COACHELLA	612-450-003	49930	COPPERIDGE ST	Trash Service	1	\$ 34.73	\$ 416.76
CITY OF COACHELLA	612-450-003	49930	COPPERIDGE ST	Additional Trash	1	\$ 9.72	\$ 116.64
CITY OF COACHELLA	612-450-004	49900	COPPERIDGE ST	Trash Service	1	\$ 34.73	\$ 416.76
CITY OF COACHELLA	612-450-005	49870	COPPERIDGE ST	Trash Service	1	\$ 34.73	\$ 416.76
CITY OF COACHELLA	612-450-005	49870	COPPERIDGE ST	Additional Trash	1	\$ 9.72	\$ 116.64
CITY OF COACHELLA	612-450-006	49840	COPPERIDGE ST	Trash Service	1	\$ 34.73	\$ 416.76
CITY OF COACHELLA	612-450-007	49810	COPPERIDGE ST	Trash Service	1	\$ 34.73	\$ 416.76
CITY OF COACHELLA	612-450-008	49780	COPPERIDGE ST	Trash Service	1	\$ 34.73	\$ 416.76
CITY OF COACHELLA	612-450-009	49750	COPPERIDGE ST	Trash Service	1	\$ 34.73	\$ 416.76
CITY OF COACHELLA	612-450-010	49720	COPPERIDGE ST	Trash Service	1	\$ 34.73	\$ 416.76
CITY OF COACHELLA	612-450-010	49720	COPPERIDGE ST	Additional Trash	1	\$ 9.72	\$ 116.64
CITY OF COACHELLA	612-451-001	49691	CINNABAR LANE	Trash Service	1	\$ 34.73	\$ 416.76
CITY OF COACHELLA	612-451-002	49721	CINNABAR LANE	Trash Service	1	\$ 34.73	\$ 416.76
CITY OF COACHELLA	612-451-002	49721	CINNABAR LANE	Additional Trash	1	\$ 9.72	\$ 116.64
CITY OF COACHELLA	612-451-003	49751	CINNABAR LANE	Trash Service	1	\$ 34.73	\$ 416.76
CITY OF COACHELLA	612-451-003	49751	CINNABAR LANE	Additional Trash	1	\$ 9.72	\$ 116.64
CITY OF COACHELLA	612-451-004	49781	CINNABAR LANE	Trash Service	1	\$ 34.73	\$ 416.76
CITY OF COACHELLA	612-451-004	49781	CINNABAR LANE	Additional Trash	1	\$ 9.72	\$ 116.64
CITY OF COACHELLA	612-451-005	49811	CINNABAR LANE	Trash Service	1	\$ 34.73	\$ 416.76
CITY OF COACHELLA	612-451-006	49841	CINNABAR LANE	Trash Service	1	\$ 34.73	\$ 416.76
CITY OF COACHELLA	612-451-006	49841	CINNABAR LANE	Additional Trash	1	\$ 9.72	\$ 116.64
CITY OF COACHELLA	612-451-007	49871	CINNABAR LANE	Trash Service	1	\$ 34.73	\$ 416.76
CITY OF COACHELLA	612-451-008	49901	CINNABAR LANE	Trash Service	1	\$ 34.73	\$ 416.76
CITY OF COACHELLA	612-451-009	49931	CINNABAR LANE	Trash Service	1	\$ 34.73	\$ 416.76
CITY OF COACHELLA	612-451-009	49931	CINNABAR LANE	Additional Organics	1	\$ 9.72	\$ 116.64
CITY OF COACHELLA	612-451-010	49961	CINNABAR LANE	Trash Service	1	\$ 34.73	\$ 416.76
CITY OF COACHELLA	612-451-011	49991	CINNABAR LANE	Trash Service	1	\$ 34.73	\$ 416.76

### City of Coachella proposed 2024-25 Tax File

Customer Name	Parcel #	Address	Street	Service Level	Units	Total Monthly Rate	Total Annual Rate
CITY OF COACHELLA	612-452-001	83716	JADEROCK ROAD	Trash Service	1	\$ 34.73	\$ 416.76
CITY OF COACHELLA	612-452-001	83716	JADEROCK ROAD	Additional Trash	1	\$ 9.72	\$ 116.64
CITY OF COACHELLA	612-452-002	83704	JADEROCK ROAD	Trash Service	1	\$ 34.73	\$ 416.76
CITY OF COACHELLA	612-452-003	83692	JADEROCK ROAD	Trash Service	1	\$ 34.73	\$ 416.76
CITY OF COACHELLA	612-452-004	83680	JADEROCK ROAD	Trash Service	1	\$ 34.73	\$ 416.76
CITY OF COACHELLA	612-452-005	83668	JADEROCK ROAD	Trash Service	1	\$ 34.73	\$ 416.76
CITY OF COACHELLA	612-452-006	83656	JADEROCK ROAD	Trash Service	1	\$ 34.73	\$ 416.76
CITY OF COACHELLA	612-452-007	83644	JADEROCK ROAD	Trash Service	1	\$ 34.73	\$ 416.76
CITY OF COACHELLA	612-452-008	83632	JADEROCK ROAD	Trash Service	1	\$ 34.73	\$ 416.76
CITY OF COACHELLA	612-452-009	83620	JADEROCK ROAD	Trash Service	1	\$ 34.73	\$ 416.76
CITY OF COACHELLA	612-452-010	83608	JADEROCK ROAD	Trash Service	1	\$ 34.73	\$ 416.76
CITY OF COACHELLA	612-452-011	83596	JADEROCK ROAD	Trash Service	1	\$ 34.73	\$ 416.76
CITY OF COACHELLA	612-452-012	83584	JADEROCK ROAD	Trash Service	1	\$ 34.73	\$ 416.76
CITY OF COACHELLA	612-452-012	83584	JADEROCK ROAD	Additional Trash	1	\$ 9.72	\$ 116.64
CITY OF COACHELLA	612-452-013	83572	JADEROCK ROAD	Trash Service	1	\$ 34.73	\$ 416.76
CITY OF COACHELLA	612-452-014	83560	JADEROCK ROAD	Trash Service	1	\$ 34.73	\$ 416.76
CITY OF COACHELLA	612-452-015	83548	JADEROCK ROAD	Trash Service	1	\$ 34.73	\$ 416.76
CITY OF COACHELLA	612-452-016	83545	NICKLECREEK DR	Trash Service	1	\$ 34.73	\$ 416.76
CITY OF COACHELLA	612-452-017	83557	NICKLECREEK DR	Trash Service	1	\$ 34.73	\$ 416.76
CITY OF COACHELLA	612-452-018	83569	NICKLECREEK DR	Trash Service	1	\$ 34.73	\$ 416.76
CITY OF COACHELLA	612-452-019	83581	NICKLECREEK DR	Trash Service	1	\$ 34.73	\$ 416.76
CITY OF COACHELLA	612-452-019	83581	NICKLECREEK DR	Additional Trash	1	\$ 9.72	\$ 116.64
CITY OF COACHELLA	612-452-020	83593	NICKLECREEK DR	Trash Service	1	\$ 34.73	\$ 416.76
CITY OF COACHELLA	612-452-020	83593	NICKLECREEK DR	Additional Trash	1	\$ 9.72	\$ 116.64
CITY OF COACHELLA	612-452-021	83605	NICKLECREEK DR	Trash Service	1	\$ 34.73	\$ 416.76
CITY OF COACHELLA	612-452-022	83617	NICKLECREEK DR	Trash Service	1	\$ 34.73	\$ 416.76
CITY OF COACHELLA	612-452-023	83629	NICKLECREEK DR	Trash Service	1	\$ 34.73	\$ 416.76
CITY OF COACHELLA	612-452-023	83629	NICKLECREEK DR	Additional Trash	1	\$ 9.72	\$ 116.64
CITY OF COACHELLA	612-452-024	83641	NICKLECREEK DR	Trash Service	1	\$ 34.73	\$ 416.76
CITY OF COACHELLA	612-452-024	83641	NICKLECREEK DR	Additional Trash	1	\$ 9.72	\$ 116.64
CITY OF COACHELLA	612-452-025	83653	NICKLECREEK DR	Trash Service	1	\$ 34.73	\$ 416.76
CITY OF COACHELLA	612-452-025	83653	NICKLECREEK DR	Additional Trash	1	\$ 9.72	\$ 116.64
CITY OF COACHELLA	612-452-026	83665	NICKLECREEK DR	Trash Service	1	\$ 34.73	\$ 416.76

### City of Coachella proposed 2024-25 Tax File

Customer Name	Parcel #	Address	Street	Service Level	Units	Total Monthly Rate	Total Annual Rate
CITY OF COACHELLA	612-452-026	83665	NICKLECREEK DR	Additional Trash	1	\$ 9.72	\$ 116.64
CITY OF COACHELLA	612-452-026	83665	NICKLECREEK DR	Additional Organics	1	\$ 9.72	\$ 116.64
CITY OF COACHELLA	612-452-027	83677	NICKLECREEK DR	Trash Service	1	\$ 34.73	\$ 416.76
CITY OF COACHELLA	612-452-027	83677	NICKLECREEK DR	Additional Trash	1	\$ 9.72	\$ 116.64
CITY OF COACHELLA	612-452-028	83689	NICKLECREEK DR	Trash Service	1	\$ 34.73	\$ 416.76
CITY OF COACHELLA	612-452-029	83701	NICKLECREEK DR	Trash Service	1	\$ 34.73	\$ 416.76
CITY OF COACHELLA	612-452-029	83701	NICKLECREEK DR	Additional Trash	1	\$ 9.72	\$ 116.64
CITY OF COACHELLA	612-452-030	83713	NICKLECREEK DR	Trash Service	1	\$ 34.73	\$ 416.76
CITY OF COACHELLA	612-453-001	83712	NICKLECREEK DR	Trash Service	1	\$ 34.73	\$ 416.76
CITY OF COACHELLA	612-453-002	83700	NICKLECREEK DR	Trash Service	1	\$ 34.73	\$ 416.76
CITY OF COACHELLA	612-453-003	83688	NICKLECREEK DR	Trash Service	1	\$ 34.73	\$ 416.76
CITY OF COACHELLA	612-453-003	83688	NICKLECREEK DR	Additional Trash	1	\$ 9.72	\$ 116.64
CITY OF COACHELLA	612-453-004	83676	NICKLECREEK DR	Trash Service	1	\$ 34.73	\$ 416.76
CITY OF COACHELLA	612-453-005	83664	NICKLECREEK DR	Trash Service	1	\$ 34.73	\$ 416.76
CITY OF COACHELLA	612-453-006	83652	NICKLECREEK DR	Trash Service	1	\$ 34.73	\$ 416.76
CITY OF COACHELLA	612-453-007	83640	NICKLECREEK DR	Trash Service	1	\$ 34.73	\$ 416.76
CITY OF COACHELLA	612-453-008	83628	NICKLECREEK DR	Trash Service	1	\$ 34.73	\$ 416.76
CITY OF COACHELLA	612-453-009	83616	NICKLECREEK DR	Trash Service	1	\$ 34.73	\$ 416.76
CITY OF COACHELLA	612-453-010	83604	NICKLECREEK DR	Trash Service	1	\$ 34.73	\$ 416.76
CITY OF COACHELLA	612-453-011	83592	NICKLECREEK DR	Trash Service	1	\$ 34.73	\$ 416.76
CITY OF COACHELLA	612-453-011	83592	NICKLECREEK DR	Additional Trash	1	\$ 9.72	\$ 116.64
CITY OF COACHELLA	612-453-012	83580	NICKLECREEK DR	Trash Service	1	\$ 34.73	\$ 416.76
CITY OF COACHELLA	612-453-013	83568	NICKLECREEK DR	Trash Service	1	\$ 34.73	\$ 416.76
CITY OF COACHELLA	612-453-014	83556	NICKLECREEK DR	Trash Service	1	\$ 34.73	\$ 416.76
CITY OF COACHELLA	612-453-015	83544	NICKLECREEK DR	Trash Service	1	\$ 34.73	\$ 416.76
CITY OF COACHELLA	612-453-016	83541	SHADOWROCK DR	Trash Service	1	\$ 34.73	\$ 416.76
CITY OF COACHELLA	612-453-017	83553	SHADOWROCK DR	Trash Service	1	\$ 34.73	\$ 416.76
CITY OF COACHELLA	612-453-018	83565	SHADOWROCK DR	Trash Service	1	\$ 34.73	\$ 416.76
CITY OF COACHELLA	612-453-018	83565	SHADOWROCK DR	Additional Trash	1	\$ 9.72	\$ 116.64
CITY OF COACHELLA	612-453-019	83577	SHADOWROCK DR	Trash Service	1	\$ 34.73	\$ 416.76
CITY OF COACHELLA	612-453-020	83589	SHADOWROCK DR	Trash Service	1	\$ 34.73	\$ 416.76
CITY OF COACHELLA	612-453-021	83601	SHADOWROCK DR	Trash Service	1	\$ 34.73	\$ 416.76
CITY OF COACHELLA	612-453-022	83613	SHADOWROCK DR	Trash Service	1	\$ 34.73	\$ 416.76

### City of Coachella proposed 2024-25 Tax File

Customer Name	Parcel #	Address	Street	Service Level	Units	Total Monthly Rate	Total Annual Rate
CITY OF COACHELLA	612-453-022	83613	SHADOWROCK DR	Additional Trash	1	\$ 9.72	\$ 116.64
CITY OF COACHELLA	612-453-023	83625	SHADOWROCK DR	Trash Service	1	\$ 34.73	\$ 416.76
CITY OF COACHELLA	612-453-023	83625	SHADOWROCK DR	Additional Trash	1	\$ 9.72	\$ 116.64
CITY OF COACHELLA	612-453-024	83637	SHADOWROCK DR	Trash Service	1	\$ 34.73	\$ 416.76
CITY OF COACHELLA	612-453-025	83649	SHADOWROCK DR	Trash Service	1	\$ 34.73	\$ 416.76
CITY OF COACHELLA	612-453-026	83661	SHADOWROCK DR	Trash Service	1	\$ 34.73	\$ 416.76
CITY OF COACHELLA	612-453-026	83661	SHADOWROCK DR	Additional Trash	1	\$ 9.72	\$ 116.64
CITY OF COACHELLA	612-453-027	83673	SHADOWROCK DR	Trash Service	1	\$ 34.73	\$ 416.76
CITY OF COACHELLA	612-453-028	83685	SHADOWROCK DR	Trash Service	1	\$ 34.73	\$ 416.76
CITY OF COACHELLA	612-453-028	83685	SHADOWROCK DR	Additional Recycle	1	\$ 9.72	\$ 116.64
CITY OF COACHELLA	612-453-028	83685	SHADOWROCK DR	Additional Trash	1	\$ 9.72	\$ 116.64
CITY OF COACHELLA	612-453-029	83697	SHADOWROCK DR	Trash Service	1	\$ 34.73	\$ 416.76
CITY OF COACHELLA	612-453-030	83709	SHADOWROCK DR	Trash Service	1	\$ 34.73	\$ 416.76
CITY OF COACHELLA	612-460-001	49660	COPPERIDGE ST	Trash Service	1	\$ 34.73	\$ 416.76
CITY OF COACHELLA	612-460-002	49630	COPPERIDGE ST	Trash Service	1	\$ 34.73	\$ 416.76
CITY OF COACHELLA	612-460-002	49630	COPPERIDGE ST	Additional Trash	1	\$ 9.72	\$ 116.64
CITY OF COACHELLA	612-460-003	49600	COPPERIDGE ST	Trash Service	1	\$ 34.73	\$ 416.76
CITY OF COACHELLA	612-460-003	49600	COPPERIDGE ST	Additional Trash	1	\$ 9.72	\$ 116.64
CITY OF COACHELLA	612-460-004	49570	COPPERIDGE ST	Trash Service	1	\$ 34.73	\$ 416.76
CITY OF COACHELLA	612-460-005	49540	COPPERIDGE ST	Trash Service	1	\$ 34.73	\$ 416.76
CITY OF COACHELLA	612-460-006	49510	COPPERIDGE ST	Trash Service	1	\$ 34.73	\$ 416.76
CITY OF COACHELLA	612-460-007	49480	COPPERIDGE ST	Trash Service	1	\$ 34.73	\$ 416.76
CITY OF COACHELLA	612-460-007	49480	COPPERIDGE ST	Additional Trash	1	\$ 9.72	\$ 116.64
CITY OF COACHELLA	612-460-008	49450	COPPERIDGE ST	Trash Service	1	\$ 34.73	\$ 416.76
CITY OF COACHELLA	612-460-009	49420	COPPERIDGE ST	Trash Service	1	\$ 34.73	\$ 416.76
CITY OF COACHELLA	612-460-010	49390	COPPERIDGE ST	Trash Service	1	\$ 34.73	\$ 416.76
CITY OF COACHELLA	612-460-010	49390	COPPERIDGE ST	Additional Trash	2	\$ 19.44	\$ 233.28
CITY OF COACHELLA	612-460-011	83520	ASHLER CT	Trash Service	1	\$ 34.73	\$ 416.76
CITY OF COACHELLA	612-460-012	83532	ASHLER CT	Trash Service	1	\$ 34.73	\$ 416.76
CITY OF COACHELLA	612-460-013	83544	ASHLER CT	Trash Service	1	\$ 34.73	\$ 416.76
CITY OF COACHELLA	612-460-014	83556	ASHLER CT	Trash Service	1	\$ 34.73	\$ 416.76
CITY OF COACHELLA	612-460-014	83556	ASHLER CT	Additional Trash	1	\$ 9.72	\$ 116.64
CITY OF COACHELLA	612-460-015	83568	ASHLER CT	Trash Service	1	\$ 34.73	\$ 416.76



### City of Coachella proposed 2024-25 Tax File

Customer Name	Parcel #	Address	Street	Service Level	Units	Total Monthly Rate	Total Annual Rate
CITY OF COACHELLA	612-460-015	83568	ASHLER CT	Additional Trash	1	\$ 9.72	\$ 116.64
CITY OF COACHELLA	612-460-016	83580	ASHLER CT	Trash Service	1	\$ 34.73	\$ 416.76
CITY OF COACHELLA	612-460-017	83592	ASHLER CT	Trash Service	1	\$ 34.73	\$ 416.76
CITY OF COACHELLA	612-460-017	83592	ASHLER CT	Additional Trash	1	\$ 9.72	\$ 116.64
CITY OF COACHELLA	612-460-018	83604	ASHLER CT	Trash Service	1	\$ 34.73	\$ 416.76
CITY OF COACHELLA	612-460-018	83604	ASHLER CT	Additional Trash	1	\$ 9.72	\$ 116.64
CITY OF COACHELLA	612-460-019	83605	ASHLER CT	Trash Service	1	\$ 34.73	\$ 416.76
CITY OF COACHELLA	612-460-020	83593	ASHLER CT	Trash Service	1	\$ 34.73	\$ 416.76
CITY OF COACHELLA	612-460-020	83593	ASHLER CT	Additional Trash	2	\$ 19.44	\$ 233.28
CITY OF COACHELLA	612-460-021	83581	ASHLER CT	Trash Service	1	\$ 34.73	\$ 416.76
CITY OF COACHELLA	612-460-022	83569	ASHLER CT	Trash Service	1	\$ 34.73	\$ 416.76
CITY OF COACHELLA	612-460-023	83557	ASHLER CT	Trash Service	1	\$ 34.73	\$ 416.76
CITY OF COACHELLA	612-460-024	83545	ASHLER CT	Trash Service	1	\$ 34.73	\$ 416.76
CITY OF COACHELLA	612-460-024	83545	ASHLER CT	Additional Trash	2	\$ 19.44	\$ 233.28
CITY OF COACHELLA	612-460-025	83533	ASHLER CT	Trash Service	1	\$ 34.73	\$ 416.76
CITY OF COACHELLA	612-460-025	83533	ASHLER CT	Additional Trash	1	\$ 9.72	\$ 116.64
CITY OF COACHELLA	612-460-026	83536	LAPIS DR	Trash Service	1	\$ 34.73	\$ 416.76
CITY OF COACHELLA	612-460-027	83548	LAPIS DR	Trash Service	1	\$ 34.73	\$ 416.76
CITY OF COACHELLA	612-460-027	83548	LAPIS DR	Additional Trash	1	\$ 9.72	\$ 116.64
CITY OF COACHELLA	612-460-028	83560	LAPIS DR	Trash Service	1	\$ 34.73	\$ 416.76
CITY OF COACHELLA	612-460-028	83560	LAPIS DR	Additional Trash	1	\$ 9.72	\$ 116.64
CITY OF COACHELLA	612-460-029	83572	LAPIS DR	Trash Service	1	\$ 34.73	\$ 416.76
CITY OF COACHELLA	612-460-030	83584	LAPIS DR	Trash Service	1	\$ 34.73	\$ 416.76
CITY OF COACHELLA	612-460-031	83596	LAPIS DR	Trash Service	1	\$ 34.73	\$ 416.76
CITY OF COACHELLA	612-460-032	83608	LAPIS DR	Trash Service	1	\$ 34.73	\$ 416.76
CITY OF COACHELLA	612-460-033	83620	LAPIS DR	Trash Service	1	\$ 34.73	\$ 416.76
CITY OF COACHELLA	612-460-034	83632	LAPIS DR	Trash Service	1	\$ 34.73	\$ 416.76
CITY OF COACHELLA	612-460-035	83644	LAPIS DR	Trash Service	1	\$ 34.73	\$ 416.76
CITY OF COACHELLA	612-460-035	83644	LAPIS DR	Additional Trash	1	\$ 9.72	\$ 116.64
CITY OF COACHELLA	612-460-036	83656	LAPIS DR	Trash Service	1	\$ 34.73	\$ 416.76
CITY OF COACHELLA	612-460-037	83668	LAPIS DR	Trash Service	1	\$ 34.73	\$ 416.76
CITY OF COACHELLA	612-460-037	83668	LAPIS DR	Additional Trash	1	\$ 9.72	\$ 116.64
CITY OF COACHELLA	612-460-038	83680	LAPIS DR	Trash Service	1	\$ 34.73	\$ 416.76

### City of Coachella proposed 2024-25 Tax File

Customer Name	Parcel #	Address	Street	Service Level	Units	Total Monthly Rate	Total Annual Rate
CITY OF COACHELLA	612-460-038	83680	LAPIS DR	Additional Trash	1	\$ 9.72	\$ 116.64
CITY OF COACHELLA	612-460-039	83692	LAPIS DR	Trash Service	1	\$ 34.73	\$ 416.76
CITY OF COACHELLA	612-460-040	83704	LAPIS DR	Trash Service	1	\$ 34.73	\$ 416.76
CITY OF COACHELLA	612-460-040	83704	LAPIS DR	Additional Trash	1	\$ 9.72	\$ 116.64
CITY OF COACHELLA	612-460-041	83701	SERPENTINE WAY	Trash Service	1	\$ 34.73	\$ 416.76
CITY OF COACHELLA	612-460-042	83689	SERPENTINE WAY	Trash Service	1	\$ 34.73	\$ 416.76
CITY OF COACHELLA	612-460-043	83677	SERPENTINE WAY	Trash Service	1	\$ 34.73	\$ 416.76
CITY OF COACHELLA	612-460-044	83665	SERPENTINE WAY	Trash Service	1	\$ 34.73	\$ 416.76
CITY OF COACHELLA	612-460-044	83665	SERPENTINE WAY	Additional Trash	1	\$ 9.72	\$ 116.64
CITY OF COACHELLA	612-460-045	83653	SERPENTINE WAY	Trash Service	1	\$ 34.73	\$ 416.76
CITY OF COACHELLA	612-460-046	83641	SERPENTINE WAY	Trash Service	1	\$ 34.73	\$ 416.76
CITY OF COACHELLA	612-460-047	83628	SERPENTINE WAY	Trash Service	1	\$ 34.73	\$ 416.76
CITY OF COACHELLA	612-460-047	83628	SERPENTINE WAY	Additional Trash	1	\$ 9.72	\$ 116.64
CITY OF COACHELLA	612-460-048	83640	SERPENTINE WAY	Trash Service	1	\$ 34.73	\$ 416.76
CITY OF COACHELLA	612-460-048	83640	SERPENTINE WAY	Additional Trash	1	\$ 9.72	\$ 116.64
CITY OF COACHELLA	612-460-048	83640	SERPENTINE WAY	Additional Recycle	1	\$ 9.72	\$ 116.64
CITY OF COACHELLA	612-460-049	83652	SERPENTINE WAY	Trash Service	1	\$ 34.73	\$ 416.76
CITY OF COACHELLA	612-460-049	83652	SERPENTINE WAY	Additional Trash	1	\$ 9.72	\$ 116.64
CITY OF COACHELLA	612-460-050	83664	SERPENTINE WAY	Trash Service	1	\$ 34.73	\$ 416.76
CITY OF COACHELLA	612-460-051	83676	SERPENTINE WAY	Trash Service	1	\$ 34.73	\$ 416.76
CITY OF COACHELLA	612-460-052	83688	SERPENTINE WAY	Trash Service	1	\$ 34.73	\$ 416.76
CITY OF COACHELLA	612-460-052	83688	SERPENTINE WAY	Additional Trash	1	\$ 9.72	\$ 116.64
CITY OF COACHELLA	612-460-053	83700	SERPENTINE WAY	Trash Service	1	\$ 34.73	\$ 416.76
CITY OF COACHELLA	612-460-054	49361	CINNABAR LANE	Trash Service	1	\$ 34.73	\$ 416.76
CITY OF COACHELLA	612-460-055	49391	CINNABAR LANE	Trash Service	1	\$ 34.73	\$ 416.76
CITY OF COACHELLA	612-460-056	49421	CINNABAR LANE	Trash Service	1	\$ 34.73	\$ 416.76
CITY OF COACHELLA	612-460-057	49451	CINNABAR LANE	Trash Service	1	\$ 34.73	\$ 416.76
CITY OF COACHELLA	612-460-058	49481	CINNABAR LANE	Trash Service	1	\$ 34.73	\$ 416.76
CITY OF COACHELLA	612-460-059	49511	CINNABAR LANE	Trash Service	1	\$ 34.73	\$ 416.76
CITY OF COACHELLA	612-460-060	49541	CINNABAR LANE	Trash Service	1	\$ 34.73	\$ 416.76
CITY OF COACHELLA	612-460-061	49571	CINNABAR LANE	Trash Service	1	\$ 34.73	\$ 416.76
CITY OF COACHELLA	612-460-062	49601	CINNABAR LANE	Trash Service	1	\$ 34.73	\$ 416.76
CITY OF COACHELLA	612-460-063	49631	CINNABAR LANE	Trash Service	1	\$ 34.73	\$ 416.76

### City of Coachella proposed 2024-25 Tax File

Customer Name	Parcel #	Address	Street	Service Level	Units	Total Monthly Rate	Total Annual Rate
CITY OF COACHELLA	612-460-064	49661	CINNABAR LANE	Trash Service	1	\$ 34.73	\$ 416.76
CITY OF COACHELLA	612-461-001	83708	SHADOWROCK DR	Trash Service	1	\$ 34.73	\$ 416.76
CITY OF COACHELLA	612-461-001	83708	SHADOWROCK DR	Additional Trash	1	\$ 9.72	\$ 116.64
CITY OF COACHELLA	612-461-002	83696	SHADOWROCK DR	Trash Service	1	\$ 34.73	\$ 416.76
CITY OF COACHELLA	612-461-002	83696	SHADOWROCK DR	Additional Trash	1	\$ 9.72	\$ 116.64
CITY OF COACHELLA	612-461-003	83684	SHADOWROCK DR	Trash Service	1	\$ 34.73	\$ 416.76
CITY OF COACHELLA	612-461-003	83684	SHADOWROCK DR	Additional Recycle	1	\$ 9.72	\$ 116.64
CITY OF COACHELLA	612-461-004	83672	SHADOWROCK DR	Trash Service	1	\$ 34.73	\$ 416.76
CITY OF COACHELLA	612-461-005	83660	SHADOWROCK DR	Trash Service	1	\$ 34.73	\$ 416.76
CITY OF COACHELLA	612-461-005	83660	SHADOWROCK DR	Additional Recycle	1	\$ 9.72	\$ 116.64
CITY OF COACHELLA	612-461-006	83648	SHADOWROCK DR	Trash Service	1	\$ 34.73	\$ 416.76
CITY OF COACHELLA	612-461-006	83648	SHADOWROCK DR	Additional Trash	1	\$ 9.72	\$ 116.64
CITY OF COACHELLA	612-461-007	83636	SHADOWROCK DR	Trash Service	1	\$ 34.73	\$ 416.76
CITY OF COACHELLA	612-461-008	83624	SHADOWROCK DR	Trash Service	1	\$ 34.73	\$ 416.76
CITY OF COACHELLA	612-461-009	83612	SHADOWROCK DR	Trash Service	1	\$ 34.73	\$ 416.76
CITY OF COACHELLA	612-461-010	83600	SHADOWROCK DR	Trash Service	1	\$ 34.73	\$ 416.76
CITY OF COACHELLA	612-461-011	83588	SHADOWROCK DR	Trash Service	1	\$ 34.73	\$ 416.76
CITY OF COACHELLA	612-461-012	83576	SHADOWROCK DR	Trash Service	1	\$ 34.73	\$ 416.76
CITY OF COACHELLA	612-461-013	83564	SHADOWROCK DR	Trash Service	1	\$ 34.73	\$ 416.76
CITY OF COACHELLA	612-461-014	83552	SHADOWROCK DR	Trash Service	1	\$ 34.73	\$ 416.76
CITY OF COACHELLA	612-461-014	83552	SHADOWROCK DR	Additional Recycle	1	\$ 9.72	\$ 116.64
CITY OF COACHELLA	612-461-015	83540	SHADOWROCK DR	Trash Service	1	\$ 34.73	\$ 416.76
CITY OF COACHELLA	612-461-016	83537	LAPIS DR	Trash Service	1	\$ 34.73	\$ 416.76
CITY OF COACHELLA	612-461-017	83549	LAPIS DR	Trash Service	1	\$ 34.73	\$ 416.76
CITY OF COACHELLA	612-461-017	83549	LAPIS DR	Additional Recycle	1	\$ 9.72	\$ 116.64
CITY OF COACHELLA	612-461-017	83549	LAPIS DR	Additional Trash	1	\$ 9.72	\$ 116.64
CITY OF COACHELLA	612-461-018	83561	LAPIS DR	Trash Service	1	\$ 34.73	\$ 416.76
CITY OF COACHELLA	612-461-019	83573	LAPIS DR	Trash Service	1	\$ 34.73	\$ 416.76
CITY OF COACHELLA	612-461-019	83573	LAPIS DR	Additional Trash	1	\$ 9.72	\$ 116.64
CITY OF COACHELLA	612-461-020	83585	LAPIS DR	Trash Service	1	\$ 34.73	\$ 416.76
CITY OF COACHELLA	612-461-021	83597	LAPIS DR	Trash Service	1	\$ 34.73	\$ 416.76
CITY OF COACHELLA	612-461-022	83609	LAPIS DR	Trash Service	1	\$ 34.73	\$ 416.76
CITY OF COACHELLA	612-461-022	83609	LAPIS DR	Additional Trash	1	\$ 9.72	\$ 116.64

### City of Coachella proposed 2024-25 Tax File

Customer Name	Parcel #	Address	Street	Service Level	Units	Total Monthly Rate	Total Annual Rate
CITY OF COACHELLA	612-461-023	83621	LAPIS DR	Trash Service	1	\$ 34.73	\$ 416.76
CITY OF COACHELLA	612-461-024	83633	LAPIS DR	Trash Service	1	\$ 34.73	\$ 416.76
CITY OF COACHELLA	612-461-025	83645	LAPIS DR	Trash Service	1	\$ 34.73	\$ 416.76
CITY OF COACHELLA	612-461-026	83657	LAPIS DR	Trash Service	1	\$ 34.73	\$ 416.76
CITY OF COACHELLA	612-461-027	83669	LAPIS DR	Trash Service	1	\$ 34.73	\$ 416.76
CITY OF COACHELLA	612-461-028	83681	LAPIS DR	Trash Service	1	\$ 34.73	\$ 416.76
CITY OF COACHELLA	612-461-029	83693	LAPIS DR	Trash Service	1	\$ 34.73	\$ 416.76
CITY OF COACHELLA	612-461-030	83705	LAPIS DR	Trash Service	1	\$ 34.73	\$ 416.76
CITY OF COACHELLA	612-470-001	83998	FIESTA ROAD	Trash Service	1	\$ 34.73	\$ 416.76
CITY OF COACHELLA	612-470-001	83998	FIESTA ROAD	Additional Organics	1	\$ 9.72	\$ 116.64
CITY OF COACHELLA	612-470-002	83994	FIESTA ROAD	Trash Service	1	\$ 34.73	\$ 416.76
CITY OF COACHELLA	612-470-003	83990	FIESTA ROAD	Trash Service	1	\$ 34.73	\$ 416.76
CITY OF COACHELLA	612-470-004	83986	FIESTA ROAD	Trash Service	1	\$ 34.73	\$ 416.76
CITY OF COACHELLA	612-470-005	83982	FIESTA ROAD	Trash Service	1	\$ 34.73	\$ 416.76
CITY OF COACHELLA	612-470-006	83978	FIESTA ROAD	Trash Service	1	\$ 34.73	\$ 416.76
CITY OF COACHELLA	612-470-007	83974	FIESTA ROAD	Trash Service	1	\$ 34.73	\$ 416.76
CITY OF COACHELLA	612-470-008	83970	FIESTA ROAD	Trash Service	1	\$ 34.73	\$ 416.76
CITY OF COACHELLA	612-470-008	83970	FIESTA ROAD	Additional Trash	1	\$ 9.72	\$ 116.64
CITY OF COACHELLA	612-470-009	83966	FIESTA ROAD	Trash Service	1	\$ 34.73	\$ 416.76
CITY OF COACHELLA	612-470-010	83962	FIESTA ROAD	Trash Service	1	\$ 34.73	\$ 416.76
CITY OF COACHELLA	612-470-011	83958	FIESTA ROAD	Trash Service	1	\$ 34.73	\$ 416.76
CITY OF COACHELLA	612-470-012	83954	FIESTA ROAD	Trash Service	1	\$ 34.73	\$ 416.76
CITY OF COACHELLA	612-470-013	83950	FIESTA ROAD	Trash Service	1	\$ 34.73	\$ 416.76
CITY OF COACHELLA	612-470-014	83946	FIESTA ROAD	Trash Service	1	\$ 34.73	\$ 416.76
CITY OF COACHELLA	612-470-015	83942	FIESTA ROAD	Trash Service	1	\$ 34.73	\$ 416.76
CITY OF COACHELLA	612-470-016	83938	FIESTA ROAD	Trash Service	1	\$ 34.73	\$ 416.76
CITY OF COACHELLA	612-470-017	83934	FIESTA ROAD	Trash Service	1	\$ 34.73	\$ 416.76
CITY OF COACHELLA	612-470-018	83930	FIESTA ROAD	Trash Service	1	\$ 34.73	\$ 416.76
CITY OF COACHELLA	612-470-019	49117	CRESCENT WAY	Trash Service	1	\$ 34.73	\$ 416.76
CITY OF COACHELLA	612-470-020	49121	CRESCENT WAY	Trash Service	1	\$ 34.73	\$ 416.76
CITY OF COACHELLA	612-470-021	49125	CRESCENT WAY	Trash Service	1	\$ 34.73	\$ 416.76
CITY OF COACHELLA	612-470-022	49129	CRESCENT WAY	Trash Service	1	\$ 34.73	\$ 416.76
CITY OF COACHELLA	612-470-022	49129	CRESCENT WAY	Additional Trash	1	\$ 9.72	\$ 116.64

### City of Coachella proposed 2024-25 Tax File

Customer Name	Parcel #	Address	Street	Service Level	Units	Total Monthly Rate	Total Annual Rate
CITY OF COACHELLA	612-470-023	49133	CRESCENT WAY	Trash Service	1	\$ 34.73	\$ 416.76
CITY OF COACHELLA	612-470-023	49133	CRESCENT WAY	Additional Recycle	1	\$ 9.72	\$ 116.64
CITY OF COACHELLA	612-470-024	49137	CRESCENT WAY	Trash Service	1	\$ 34.73	\$ 416.76
CITY OF COACHELLA	612-470-024	49137	CRESCENT WAY	Additional Organics	1	\$ 9.72	\$ 116.64
CITY OF COACHELLA	612-470-026	49141	CRESCENT WAY	Trash Service	1	\$ 34.73	\$ 416.76
CITY OF COACHELLA	612-470-027	49145	CRESCENT WAY	Trash Service	1	\$ 34.73	\$ 416.76
CITY OF COACHELLA	612-470-028	83931	MOONLIT DR	Trash Service	1	\$ 34.73	\$ 416.76
CITY OF COACHELLA	612-470-028	83931	MOONLIT DR	Additional Trash	1	\$ 9.72	\$ 116.64
CITY OF COACHELLA	612-470-029	83935	MOONLIT DR	Trash Service	1	\$ 34.73	\$ 416.76
CITY OF COACHELLA	612-470-030	83939	MOONLIT DR	Trash Service	1	\$ 34.73	\$ 416.76
CITY OF COACHELLA	612-470-031	83943	MOONLIT DR	Trash Service	1	\$ 34.73	\$ 416.76
CITY OF COACHELLA	612-470-032	83947	MOONLIT DR	Trash Service	1	\$ 34.73	\$ 416.76
CITY OF COACHELLA	612-470-033	83951	MOONLIT DR	Trash Service	1	\$ 34.73	\$ 416.76
CITY OF COACHELLA	612-470-034	83955	MOONLIT DR	Trash Service	1	\$ 34.73	\$ 416.76
CITY OF COACHELLA	612-470-035	83959	MOONLIT DR	Trash Service	1	\$ 34.73	\$ 416.76
CITY OF COACHELLA	612-470-036	83963	MOONLIT DR	Trash Service	1	\$ 34.73	\$ 416.76
CITY OF COACHELLA	612-470-037	83967	MOONLIT DR	Trash Service	1	\$ 34.73	\$ 416.76
CITY OF COACHELLA	612-470-038	83971	MOONLIT DR	Trash Service	1	\$ 34.73	\$ 416.76
CITY OF COACHELLA	612-470-039	83975	MOONLIT DR	Trash Service	1	\$ 34.73	\$ 416.76
CITY OF COACHELLA	612-470-040	83979	MOONLIT DR	Trash Service	1	\$ 34.73	\$ 416.76
CITY OF COACHELLA	612-470-041	83983	MOONLIT DR	Trash Service	1	\$ 34.73	\$ 416.76
CITY OF COACHELLA	612-470-042	83987	MOONLIT DR	Trash Service	1	\$ 34.73	\$ 416.76
CITY OF COACHELLA	612-470-043	83991	MOONLIT DR	Trash Service	1	\$ 34.73	\$ 416.76
CITY OF COACHELLA	612-470-044	83995	MOONLIT DR	Trash Service	1	\$ 34.73	\$ 416.76
CITY OF COACHELLA	612-470-045	83999	MOONLIT DR	Trash Service	1	\$ 34.73	\$ 416.76
CITY OF COACHELLA	612-470-045	83999	MOONLIT DR	Additional Organics	2	\$ 19.44	\$ 233.28
CITY OF COACHELLA	612-470-045	83999	MOONLIT DR	Additional Recycle	1	\$ 9.72	\$ 116.64
CITY OF COACHELLA	612-471-001	49138	CRESCENT WAY	Trash Service	1	\$ 34.73	\$ 416.76
CITY OF COACHELLA	612-471-002	49134	CRESCENT WAY	Trash Service	1	\$ 34.73	\$ 416.76
CITY OF COACHELLA	612-471-003	49130	CRESCENT WAY	Trash Service	1	\$ 34.73	\$ 416.76
CITY OF COACHELLA	612-471-004	49126	CRESCENT WAY	Trash Service	1	\$ 34.73	\$ 416.76
CITY OF COACHELLA	612-471-005	49122	CRESCENT WAY	Trash Service	1	\$ 34.73	\$ 416.76
CITY OF COACHELLA	612-471-005	49122	CRESCENT WAY	Additional Trash	1	\$ 9.72	\$ 116.64

### City of Coachella proposed 2024-25 Tax File

Customer Name	Parcel #	Address	Street	Service Level	Units	Total Monthly Rate	Total Annual Rate
CITY OF COACHELLA	612-471-006	83943	FIESTA ROAD	Trash Service	1	\$ 34.73	\$ 416.76
CITY OF COACHELLA	612-471-007	83947	FIESTA ROAD	Trash Service	1	\$ 34.73	\$ 416.76
CITY OF COACHELLA	612-471-008	83951	FIESTA ROAD	Trash Service	1	\$ 34.73	\$ 416.76
CITY OF COACHELLA	612-471-009	83955	FIESTA ROAD	Trash Service	1	\$ 34.73	\$ 416.76
CITY OF COACHELLA	612-471-010	83959	FIESTA ROAD	Trash Service	1	\$ 34.73	\$ 416.76
CITY OF COACHELLA	612-471-011	83963	FIESTA ROAD	Trash Service	1	\$ 34.73	\$ 416.76
CITY OF COACHELLA	612-471-012	83967	FIESTA ROAD	Trash Service	1	\$ 34.73	\$ 416.76
CITY OF COACHELLA	612-471-013	83971	FIESTA ROAD	Trash Service	1	\$ 34.73	\$ 416.76
CITY OF COACHELLA	612-471-014	83975	FIESTA ROAD	Trash Service	1	\$ 34.73	\$ 416.76
CITY OF COACHELLA	612-471-014	83975	FIESTA ROAD	Additional Trash	1	\$ 9.72	\$ 116.64
CITY OF COACHELLA	612-471-015	83979	FIESTA ROAD	Trash Service	1	\$ 34.73	\$ 416.76
CITY OF COACHELLA	612-471-016	83983	FIESTA ROAD	Trash Service	1	\$ 34.73	\$ 416.76
CITY OF COACHELLA	612-471-017	83987	FIESTA ROAD	Trash Service	1	\$ 34.73	\$ 416.76
CITY OF COACHELLA	612-471-017	83987	FIESTA ROAD	Additional Trash	1	\$ 9.72	\$ 116.64
CITY OF COACHELLA	612-471-018	83991	FIESTA ROAD	Trash Service	1	\$ 34.73	\$ 416.76
CITY OF COACHELLA	612-471-018	83991	FIESTA ROAD	Additional Trash	1	\$ 9.72	\$ 116.64
CITY OF COACHELLA	612-471-020	83992	MOONLIT DR	Trash Service	1	\$ 34.73	\$ 416.76
CITY OF COACHELLA	612-471-021	83998	MOONLIT DR	Trash Service	1	\$ 34.73	\$ 416.76
CITY OF COACHELLA	612-471-021	83998	MOONLIT DR	Additional Trash	1	\$ 9.72	\$ 116.64
CITY OF COACHELLA	612-471-022	83984	MOONLIT DR	Trash Service	1	\$ 34.73	\$ 416.76
CITY OF COACHELLA	612-471-022	83984	MOONLIT DR	Additional Trash	1	\$ 9.72	\$ 116.64
CITY OF COACHELLA	612-471-023	83980	MOONLIT DR	Trash Service	1	\$ 34.73	\$ 416.76
CITY OF COACHELLA	612-471-024	83976	MOONLIT DR	Trash Service	1	\$ 34.73	\$ 416.76
CITY OF COACHELLA	612-471-025	83972	MOONLIT DR	Trash Service	1	\$ 34.73	\$ 416.76
CITY OF COACHELLA	612-471-025	83972	MOONLIT DR	Additional Organics	1	\$ 9.72	\$ 116.64
CITY OF COACHELLA	612-471-026	83968	MOONLIT DR	Trash Service	1	\$ 34.73	\$ 416.76
CITY OF COACHELLA	612-471-027	83964	MOONLIT DR	Trash Service	1	\$ 34.73	\$ 416.76
CITY OF COACHELLA	612-471-028	83960	MOONLIT DR	Trash Service	1	\$ 34.73	\$ 416.76
CITY OF COACHELLA	612-471-029	83956	MOONLIT DR	Trash Service	1	\$ 34.73	\$ 416.76
CITY OF COACHELLA	612-471-030	83952	MOONLIT DR	Trash Service	1	\$ 34.73	\$ 416.76
CITY OF COACHELLA	612-471-031	83948	MOONLIT DR	Trash Service	1	\$ 34.73	\$ 416.76
CITY OF COACHELLA	612-471-032	83944	MOONLIT DR	Trash Service	1	\$ 34.73	\$ 416.76
CITY OF COACHELLA	612-471-032	83944	MOONLIT DR	Additional Trash	1	\$ 9.72	\$ 116.64



### City of Coachella proposed 2024-25 Tax File

Customer Name	Parcel #	Address	Street	Service Level	Units	Total Monthly Rate	Total Annual Rate
CITY OF COACHELLA	612-472-003	49120	VALLE POSADA	Trash Service	1	\$ 34.73	\$ 416.76
CITY OF COACHELLA	612-472-003	49120	VALLE POSADA	Additional Recycle	1	\$ 9.72	\$ 116.64
CITY OF COACHELLA	612-472-004	49124	VALLE POSADA	Trash Service	1	\$ 34.73	\$ 416.76
CITY OF COACHELLA	612-472-005	49128	VALLE POSADA	Trash Service	1	\$ 34.73	\$ 416.76
CITY OF COACHELLA	612-472-006	49132	VALLE POSADA	Trash Service	1	\$ 34.73	\$ 416.76
CITY OF COACHELLA	612-472-007	49136	VALLE POSADA	Trash Service	1	\$ 34.73	\$ 416.76
CITY OF COACHELLA	612-472-008	49140	VALLE POSADA	Trash Service	1	\$ 34.73	\$ 416.76
CITY OF COACHELLA	612-500-001	48369	CAM MAYA	Trash Service	1	\$ 34.73	\$ 416.76
CITY OF COACHELLA	612-500-002	48399	CAM MAYA	Trash Service	1	\$ 34.73	\$ 416.76
CITY OF COACHELLA	612-500-002	48399	CAM MAYA	Additional Trash	1	\$ 9.72	\$ 116.64
CITY OF COACHELLA	612-500-003	48429	CAM MAYA	Trash Service	1	\$ 34.73	\$ 416.76
CITY OF COACHELLA	612-500-004	48459	CAM MAYA	Trash Service	1	\$ 34.73	\$ 416.76
CITY OF COACHELLA	612-500-004	48459	CAM MAYA	Additional Trash	1	\$ 9.72	\$ 116.64
CITY OF COACHELLA	612-500-005	48489	CAM MAYA	Trash Service	1	\$ 34.73	\$ 416.76
CITY OF COACHELLA	612-500-006	48519	CAM MAYA	Trash Service	1	\$ 34.73	\$ 416.76
CITY OF COACHELLA	612-500-007	48549	CAM MAYA	Trash Service	1	\$ 34.73	\$ 416.76
CITY OF COACHELLA	612-500-007	48549	CAM MAYA	Additional Trash	1	\$ 9.72	\$ 116.64
CITY OF COACHELLA	612-500-008	48579	CAM MAYA	Trash Service	1	\$ 34.73	\$ 416.76
CITY OF COACHELLA	612-500-009	48609	CAM MAYA	Trash Service	1	\$ 34.73	\$ 416.76
CITY OF COACHELLA	612-500-010	48639	CAM MAYA	Trash Service	1	\$ 34.73	\$ 416.76
CITY OF COACHELLA	612-500-010	48639	CAM MAYA	Additional Trash	1	\$ 9.72	\$ 116.64
CITY OF COACHELLA	612-500-011	48638	LUNA DE NICOLETA S	Trash Service	1	\$ 34.73	\$ 416.76
CITY OF COACHELLA	612-500-011	48638	LUNA DE NICOLETA S	Additional Trash	1	\$ 9.72	\$ 116.64
CITY OF COACHELLA	612-500-012	48608	LUNA DE NICOLETA S	Trash Service	1	\$ 34.73	\$ 416.76
CITY OF COACHELLA	612-500-013	48578	LUNA DE NICOLETA S	Trash Service	1	\$ 34.73	\$ 416.76
CITY OF COACHELLA	612-500-014	48548	LUNA DE NICOLETA S	Trash Service	1	\$ 34.73	\$ 416.76
CITY OF COACHELLA	612-500-014	48548	LUNA DE NICOLETA S	Additional Trash	1	\$ 9.72	\$ 116.64
CITY OF COACHELLA	612-500-015	48518	LUNA DE NICOLETA S	Trash Service	1	\$ 34.73	\$ 416.76
CITY OF COACHELLA	612-500-016	48488	LUNA DE NICOLETA S	Trash Service	1	\$ 34.73	\$ 416.76
CITY OF COACHELLA	612-500-017	48458	LUNA DE NICOLETA S	Trash Service	1	\$ 34.73	\$ 416.76
CITY OF COACHELLA	612-500-018	48428	LUNA DE NICOLETA S	Trash Service	1	\$ 34.73	\$ 416.76
CITY OF COACHELLA	612-500-019	48398	LUNA DE NICOLETA S	Trash Service	1	\$ 34.73	\$ 416.76
CITY OF COACHELLA	612-500-020	48368	LUNA DE NICOLETA S	Trash Service	1	\$ 34.73	\$ 416.76

### City of Coachella proposed 2024-25 Tax File

Customer Name	Parcel #	Address	Street	Service Level	Units	Total Monthly Rate	Total Annual Rate
CITY OF COACHELLA	612-500-020	48368	LUNA DE NICOLETA S	Additional Trash	1	\$ 9.72	\$ 116.64
CITY OF COACHELLA	612-500-020	48368	LUNA DE NICOLETA S	Additional Recycle	1	\$ 9.72	\$ 116.64
CITY OF COACHELLA	612-501-001	48367	LUNA DE NICOLETA S	Trash Service	1	\$ 34.73	\$ 416.76
CITY OF COACHELLA	612-501-001	48367	LUNA DE NICOLETA S	Additional Trash	1	\$ 9.72	\$ 116.64
CITY OF COACHELLA	612-501-002	48397	LUNA DE NICOLETA S	Trash Service	1	\$ 34.73	\$ 416.76
CITY OF COACHELLA	612-501-003	48427	LUNA DE NICOLETA S	Trash Service	1	\$ 34.73	\$ 416.76
CITY OF COACHELLA	612-501-004	48457	LUNA DE NICOLETA S	Trash Service	1	\$ 34.73	\$ 416.76
CITY OF COACHELLA	612-501-005	48487	LUNA DE NICOLETA S	Trash Service	1	\$ 34.73	\$ 416.76
CITY OF COACHELLA	612-501-006	48517	LUNA DE NICOLETA S	Trash Service	1	\$ 34.73	\$ 416.76
CITY OF COACHELLA	612-501-007	48547	LUNA DE NICOLETA S	Trash Service	1	\$ 34.73	\$ 416.76
CITY OF COACHELLA	612-501-008	48577	LUNA DE NICOLETA S	Trash Service	1	\$ 34.73	\$ 416.76
CITY OF COACHELLA	612-501-009	48607	LUNA DE NICOLETA S	Trash Service	1	\$ 34.73	\$ 416.76
CITY OF COACHELLA	612-501-010	48606	AGUA CALIENTE ST	Trash Service	1	\$ 34.73	\$ 416.76
CITY OF COACHELLA	612-501-011	48576	AGUA CALIENTE ST	Trash Service	1	\$ 34.73	\$ 416.76
CITY OF COACHELLA	612-501-011	48576	AGUA CALIENTE ST	Additional Trash	1	\$ 9.72	\$ 116.64
CITY OF COACHELLA	612-501-012	48546	AGUA CALIENTE ST	Trash Service	1	\$ 34.73	\$ 416.76
CITY OF COACHELLA	612-501-013	48516	AGUA CALIENTE ST	Trash Service	1	\$ 34.73	\$ 416.76
CITY OF COACHELLA	612-501-014	48486	AGUA CALIENTE ST	Trash Service	1	\$ 34.73	\$ 416.76
CITY OF COACHELLA	612-501-014	48486	AGUA CALIENTE ST	Additional Trash	1	\$ 9.72	\$ 116.64
CITY OF COACHELLA	612-501-015	48456	AGUA CALIENTE ST	Trash Service	1	\$ 34.73	\$ 416.76
CITY OF COACHELLA	612-501-016	48426	AGUA CALIENTE ST	Trash Service	1	\$ 34.73	\$ 416.76
CITY OF COACHELLA	612-501-017	48396	AGUA CALIENTE ST	Trash Service	1	\$ 34.73	\$ 416.76
CITY OF COACHELLA	612-501-018	48366	AGUA CALIENTE ST	Trash Service	1	\$ 34.73	\$ 416.76
CITY OF COACHELLA	612-502-001	83466	CALLE COLIMA	Trash Service	1	\$ 34.73	\$ 416.76
CITY OF COACHELLA	612-502-002	83462	CALLE COLIMA	Trash Service	1	\$ 34.73	\$ 416.76
CITY OF COACHELLA	612-502-003	83458	CALLE COLIMA	Trash Service	1	\$ 34.73	\$ 416.76
CITY OF COACHELLA	612-502-004	83454	CALLE COLIMA	Trash Service	1	\$ 34.73	\$ 416.76
CITY OF COACHELLA	612-502-004	83454	CALLE COLIMA	Additional Trash	1	\$ 9.72	\$ 116.64
CITY OF COACHELLA	612-503-001	83450	CALLE COLIMA	Trash Service	1	\$ 34.73	\$ 416.76
CITY OF COACHELLA	612-503-001	83450	CALLE COLIMA	Additional Trash	1	\$ 9.72	\$ 116.64
CITY OF COACHELLA	612-503-002	83446	CALLE COLIMA	Trash Service	1	\$ 34.73	\$ 416.76
CITY OF COACHELLA	612-503-003	83442	CALLE COLIMA	Trash Service	1	\$ 34.73	\$ 416.76
CITY OF COACHELLA	612-503-004	83438	CALLE COLIMA	Trash Service	1	\$ 34.73	\$ 416.76

### City of Coachella proposed 2024-25 Tax File

Customer Name	Parcel #	Address	Street	Service Level	Units	Total Monthly Rate	Total Annual Rate
CITY OF COACHELLA	612-503-004	83438	CALLE COLIMA	Additional Trash	1	\$ 9.72	\$ 116.64
CITY OF COACHELLA	612-503-005	83434	CALLE COLIMA	Trash Service	1	\$ 34.73	\$ 416.76
CITY OF COACHELLA	612-503-005	83434	CALLE COLIMA	Additional Trash	1	\$ 9.72	\$ 116.64
CITY OF COACHELLA	612-503-006	48329	AGUA CALIENTE ST	Trash Service	1	\$ 34.73	\$ 416.76
CITY OF COACHELLA	612-503-006	48329	AGUA CALIENTE ST	Additional Trash	1	\$ 9.72	\$ 116.64
CITY OF COACHELLA	612-503-007	48351	AGUA CALIENTE ST	Trash Service	1	\$ 34.73	\$ 416.76
CITY OF COACHELLA	612-503-007	48351	AGUA CALIENTE ST	Additional Trash	1	\$ 9.72	\$ 116.64
CITY OF COACHELLA	612-503-008	48373	AGUA CALIENTE ST	Trash Service	1	\$ 34.73	\$ 416.76
CITY OF COACHELLA	612-503-009	48395	AGUA CALIENTE ST	Trash Service	1	\$ 34.73	\$ 416.76
CITY OF COACHELLA	612-503-010	48417	AGUA CALIENTE ST	Trash Service	1	\$ 34.73	\$ 416.76
CITY OF COACHELLA	612-503-011	48439	AGUA CALIENTE ST	Trash Service	1	\$ 34.73	\$ 416.76
CITY OF COACHELLA	612-503-012	48461	AGUA CALIENTE ST	Trash Service	1	\$ 34.73	\$ 416.76
CITY OF COACHELLA	612-503-013	48483	AGUA CALIENTE ST	Trash Service	1	\$ 34.73	\$ 416.76
CITY OF COACHELLA	612-503-013	48483	AGUA CALIENTE ST	Additional Trash	1	\$ 9.72	\$ 116.64
CITY OF COACHELLA	612-503-014	48456	EL CASTILLO ROAD	Trash Service	1	\$ 34.73	\$ 416.76
CITY OF COACHELLA	612-503-015	48486	EL CASTILLO ROAD	Trash Service	1	\$ 34.73	\$ 416.76
CITY OF COACHELLA	612-503-015	48486	EL CASTILLO ROAD	Additional Trash	1	\$ 9.72	\$ 116.64
CITY OF COACHELLA	612-503-016	48516	EL CASTILLO ROAD	Trash Service	1	\$ 34.73	\$ 416.76
CITY OF COACHELLA	612-503-017	48546	EL CASTILLO ROAD	Trash Service	1	\$ 34.73	\$ 416.76
CITY OF COACHELLA	612-503-018	48576	EL CASTILLO ROAD	Trash Service	1	\$ 34.73	\$ 416.76
CITY OF COACHELLA	612-503-019	48606	EL CASTILLO ROAD	Trash Service	1	\$ 34.73	\$ 416.76
CITY OF COACHELLA	612-503-019	48606	EL CASTILLO ROAD	Additional Trash	1	\$ 9.72	\$ 116.64
CITY OF COACHELLA	612-503-020	48605	CAM LAS BRISAS	Trash Service	1	\$ 34.73	\$ 416.76
CITY OF COACHELLA	612-503-020	48605	CAM LAS BRISAS	Yard Service	1	\$ 11.50	\$ 138.00
CITY OF COACHELLA	612-503-021	48575	CAM LAS BRISAS	Trash Service	1	\$ 34.73	\$ 416.76
CITY OF COACHELLA	612-503-022	48545	CAM LAS BRISAS	Trash Service	1	\$ 34.73	\$ 416.76
CITY OF COACHELLA	612-503-022	48545	CAM LAS BRISAS	Additional Trash	1	\$ 9.72	\$ 116.64
CITY OF COACHELLA	612-503-023	83306	CAM LAS BRISAS	Trash Service	1	\$ 34.73	\$ 416.76
CITY OF COACHELLA	612-503-024	83328	CAM LAS BRISAS	Trash Service	1	\$ 34.73	\$ 416.76
CITY OF COACHELLA	612-503-025	83350	CAM LAS BRISAS	Trash Service	1	\$ 34.73	\$ 416.76
CITY OF COACHELLA	612-503-026	83372	CAM LAS BRISAS	Trash Service	1	\$ 34.73	\$ 416.76
CITY OF COACHELLA	612-503-026	83372	CAM LAS BRISAS	Additional Trash	1	\$ 9.72	\$ 116.64
CITY OF COACHELLA	612-503-027	83394	CAM LAS BRISAS	Trash Service	1	\$ 34.73	\$ 416.76

### City of Coachella proposed 2024-25 Tax File

Customer Name	Parcel #	Address	Street	Service Level	Units	Total Monthly Rate	Total Annual Rate
CITY OF COACHELLA	612-503-028	83242	EL GRECO AVE	Trash Service	1	\$ 34.73	\$ 416.76
CITY OF COACHELLA	612-503-029	83264	EL GRECO AVE	Trash Service	1	\$ 34.73	\$ 416.76
CITY OF COACHELLA	612-503-030	83286	EL GRECO AVE	Trash Service	1	\$ 34.73	\$ 416.76
CITY OF COACHELLA	612-503-031	83308	EL GRECO AVE	Trash Service	1	\$ 34.73	\$ 416.76
CITY OF COACHELLA	612-503-032	83330	EL GRECO AVE	Trash Service	1	\$ 34.73	\$ 416.76
CITY OF COACHELLA	612-503-032	83330	EL GRECO AVE	Additional Trash	1	\$ 9.72	\$ 116.64
CITY OF COACHELLA	612-503-033	48278	TAXCO AVE	Trash Service	1	\$ 34.73	\$ 416.76
CITY OF COACHELLA	612-503-033	48278	TAXCO AVE	Additional Organics	1	\$ 9.72	\$ 116.64
CITY OF COACHELLA	612-503-034	48308	TAXCO AVE	Trash Service	1	\$ 34.73	\$ 416.76
CITY OF COACHELLA	612-503-035	48338	TAXCO AVE	Trash Service	1	\$ 34.73	\$ 416.76
CITY OF COACHELLA	612-503-035	48338	TAXCO AVE	Additional Trash	1	\$ 9.72	\$ 116.64
CITY OF COACHELLA	612-503-036	48368	TAXCO AVE	Trash Service	1	\$ 34.73	\$ 416.76
CITY OF COACHELLA	612-503-037	48398	TAXCO AVE	Trash Service	1	\$ 34.73	\$ 416.76
CITY OF COACHELLA	612-503-037	48398	TAXCO AVE	Additional Trash	1	\$ 9.72	\$ 116.64
CITY OF COACHELLA	612-503-038	48428	TAXCO AVE	Trash Service	1	\$ 34.73	\$ 416.76
CITY OF COACHELLA	612-503-039	83349	PUEBLO BONITO AVE	Trash Service	1	\$ 34.73	\$ 416.76
CITY OF COACHELLA	612-503-039	83349	PUEBLO BONITO AVE	Additional Trash	1	\$ 9.72	\$ 116.64
CITY OF COACHELLA	612-503-040	83327	PUEBLO BONITO AVE	Trash Service	1	\$ 34.73	\$ 416.76
CITY OF COACHELLA	612-503-041	83305	PUEBLO BONITO AVE	Trash Service	1	\$ 34.73	\$ 416.76
CITY OF COACHELLA	612-503-041	83305	PUEBLO BONITO AVE	Additional Recycle	1	\$ 9.72	\$ 116.64
CITY OF COACHELLA	612-503-042	83283	PUEBLO BONITO AVE	Trash Service	1	\$ 34.73	\$ 416.76
CITY OF COACHELLA	612-504-001	83241	EL GRECO AVE	Trash Service	1	\$ 34.73	\$ 416.76
CITY OF COACHELLA	612-504-002	83263	EL GRECO AVE	Trash Service	1	\$ 34.73	\$ 416.76
CITY OF COACHELLA	612-504-003	83295	EL GRECO AVE	Trash Service	1	\$ 34.73	\$ 416.76
CITY OF COACHELLA	612-504-003	83295	EL GRECO AVE	Additional Trash	1	\$ 9.72	\$ 116.64
CITY OF COACHELLA	612-504-003	83285	EL GRECO AVE	Trash Service	1	\$ 34.73	\$ 416.76
CITY OF COACHELLA	612-504-003	83285	EL GRECO AVE	Additional Trash	1	\$ 9.72	\$ 116.64
CITY OF COACHELLA	612-504-004	83307	EL GRECO AVE	Trash Service	1	\$ 34.73	\$ 416.76
CITY OF COACHELLA	612-504-004	83307	EL GRECO AVE	Additional Trash	1	\$ 9.72	\$ 116.64
CITY OF COACHELLA	612-504-005	83306	PUEBLO BONITO AVE	Trash Service	1	\$ 34.73	\$ 416.76
CITY OF COACHELLA	612-504-005	83306	PUEBLO BONITO AVE	Additional Trash	1	\$ 9.72	\$ 116.64
CITY OF COACHELLA	612-504-006	83284	PUEBLO BONITO AVE	Trash Service	1	\$ 34.73	\$ 416.76
CITY OF COACHELLA	612-504-007	83262	PUEBLO BONITO AVE	Trash Service	1	\$ 34.73	\$ 416.76

### City of Coachella proposed 2024-25 Tax File

Customer Name	Parcel #	Address	Street	Service Level	Units	Total Monthly Rate	Total Annual Rate
CITY OF COACHELLA	612-504-008	83240	PUEBLO BONITO AVE	Trash Service	1	\$ 34.73	\$ 416.76
CITY OF COACHELLA	612-510-001	48605	AGUA CALIENTE ST	Trash Service	1	\$ 34.73	\$ 416.76
CITY OF COACHELLA	612-510-001	48605	AGUA CALIENTE ST	Additional Trash	2	\$ 19.44	\$ 233.28
CITY OF COACHELLA	612-510-002	48635	AGUA CALIENTE ST	Trash Service	1	\$ 34.73	\$ 416.76
CITY OF COACHELLA	612-510-002	48635	AGUA CALIENTE ST	Additional Trash	1	\$ 9.72	\$ 116.64
CITY OF COACHELLA	612-510-003	48665	AGUA CALIENTE ST	Trash Service	1	\$ 34.73	\$ 416.76
CITY OF COACHELLA	612-510-004	83429	AGUA BLANCA ST	Trash Service	1	\$ 34.73	\$ 416.76
CITY OF COACHELLA	612-510-005	83433	AGUA BLANCA ST	Trash Service	1	\$ 34.73	\$ 416.76
CITY OF COACHELLA	612-510-006	83437	AGUA BLANCA ST	Trash Service	1	\$ 34.73	\$ 416.76
CITY OF COACHELLA	612-510-006	83437	AGUA BLANCA ST	Additional Trash	1	\$ 9.72	\$ 116.64
CITY OF COACHELLA	612-510-007	83441	AGUA BLANCA ST	Trash Service	1	\$ 34.73	\$ 416.76
CITY OF COACHELLA	612-510-008	83445	AGUA BLANCA ST	Trash Service	1	\$ 34.73	\$ 416.76
CITY OF COACHELLA	612-510-008	83445	AGUA BLANCA ST	Additional Trash	1	\$ 9.72	\$ 116.64
CITY OF COACHELLA	612-510-009	83449	AGUA BLANCA ST	Trash Service	1	\$ 34.73	\$ 416.76
CITY OF COACHELLA	612-510-010	83453	AGUA BLANCA ST	Trash Service	1	\$ 34.73	\$ 416.76
CITY OF COACHELLA	612-510-011	83457	AGUA BLANCA ST	Trash Service	1	\$ 34.73	\$ 416.76
CITY OF COACHELLA	612-510-012	83461	AGUA BLANCA ST	Trash Service	1	\$ 34.73	\$ 416.76
CITY OF COACHELLA	612-510-013	83465	AGUA BLANCA ST	Trash Service	1	\$ 34.73	\$ 416.76
CITY OF COACHELLA	612-510-014	83469	AGUA BLANCA ST	Trash Service	1	\$ 34.73	\$ 416.76
CITY OF COACHELLA	612-510-015	83473	AGUA BLANCA ST	Trash Service	1	\$ 34.73	\$ 416.76
CITY OF COACHELLA	612-510-015	83473	AGUA BLANCA ST	Additional Trash	1	\$ 9.72	\$ 116.64
CITY OF COACHELLA	612-510-016	83477	AGUA BLANCA ST	Trash Service	1	\$ 34.73	\$ 416.76
CITY OF COACHELLA	612-510-017	83481	AGUA BLANCA ST	Trash Service	1	\$ 34.73	\$ 416.76
CITY OF COACHELLA	612-510-017	83481	AGUA BLANCA ST	Additional Trash	1	\$ 9.72	\$ 116.64
CITY OF COACHELLA	612-510-019	83302	TODOS SANTOS	Trash Service	1	\$ 34.73	\$ 416.76
CITY OF COACHELLA	612-510-020	83324	TODOS SANTOS	Trash Service	1	\$ 34.73	\$ 416.76
CITY OF COACHELLA	612-510-020	83324	TODOS SANTOS	Additional Trash	1	\$ 9.72	\$ 116.64
CITY OF COACHELLA	612-510-021	83430	TODOS SANTOS	Trash Service	1	\$ 34.73	\$ 416.76
CITY OF COACHELLA	612-510-022	83434	TODOS SANTOS	Trash Service	1	\$ 34.73	\$ 416.76
CITY OF COACHELLA	612-510-023	83438	TODOS SANTOS	Trash Service	1	\$ 34.73	\$ 416.76
CITY OF COACHELLA	612-510-024	83442	TODOS SANTOS	Trash Service	1	\$ 34.73	\$ 416.76
CITY OF COACHELLA	612-510-025	83446	TODOS SANTOS	Trash Service	1	\$ 34.73	\$ 416.76
CITY OF COACHELLA	612-510-026	83452	TODOS SANTOS	Trash Service	1	\$ 34.73	\$ 416.76

### City of Coachella proposed 2024-25 Tax File

Customer Name	Parcel #	Address	Street	Service Level	Units	Total Monthly Rate	Total Annual Rate
CITY OF COACHELLA	612-510-026	83452	TODOS SANTOS	Additional Recycle	1	\$ 9.72	\$ 116.64
CITY OF COACHELLA	612-510-026	83452	TODOS SANTOS	Additional Trash	1	\$ 9.72	\$ 116.64
CITY OF COACHELLA	612-510-027	83454	TODOS SANTOS	Trash Service	1	\$ 34.73	\$ 416.76
CITY OF COACHELLA	612-510-028	83458	TODOS SANTOS	Trash Service	1	\$ 34.73	\$ 416.76
CITY OF COACHELLA	612-510-028	83458	TODOS SANTOS	Additional Trash	1	\$ 9.72	\$ 116.64
CITY OF COACHELLA	612-510-029	83462	TODOS SANTOS	Trash Service	1	\$ 34.73	\$ 416.76
CITY OF COACHELLA	612-510-029	83462	TODOS SANTOS	Additional Trash	1	\$ 9.72	\$ 116.64
CITY OF COACHELLA	612-510-030	83466	TODOS SANTOS	Trash Service	1	\$ 34.73	\$ 416.76
CITY OF COACHELLA	612-510-031	83476	TODOS SANTOS	Trash Service	1	\$ 34.73	\$ 416.76
CITY OF COACHELLA	612-510-032	83474	TODOS SANTOS	Trash Service	1	\$ 34.73	\$ 416.76
CITY OF COACHELLA	612-510-032	83474	TODOS SANTOS	Additional Trash	1	\$ 9.72	\$ 116.64
CITY OF COACHELLA	612-510-033	83478	TODOS SANTOS	Trash Service	1	\$ 34.73	\$ 416.76
CITY OF COACHELLA	612-510-034	83482	TODOS SANTOS	Trash Service	1	\$ 34.73	\$ 416.76
CITY OF COACHELLA	612-510-035	48574	CAM LAS BRISAS	Trash Service	1	\$ 34.73	\$ 416.76
CITY OF COACHELLA	612-510-036	48604	CAM LAS BRISAS	Trash Service	1	\$ 34.73	\$ 416.76
CITY OF COACHELLA	612-510-037	48634	CAM LAS BRISAS	Trash Service	1	\$ 34.73	\$ 416.76
CITY OF COACHELLA	612-510-038	83303	CAM LAS BRISAS	Trash Service	1	\$ 34.73	\$ 416.76
CITY OF COACHELLA	612-510-038	83303	CAM LAS BRISAS	Yard Service	1	\$ 11.50	\$ 138.00
CITY OF COACHELLA	612-510-038	83303	CAM LAS BRISAS	Additional Trash	1	\$ 9.72	\$ 116.64
CITY OF COACHELLA	612-510-039	83281	CAM LAS BRISAS	Trash Service	1	\$ 34.73	\$ 416.76
CITY OF COACHELLA	612-510-040	83259	CAM LAS BRISAS	Trash Service	1	\$ 34.73	\$ 416.76
CITY OF COACHELLA	612-510-041	83237	CAM LAS BRISAS	Trash Service	1	\$ 34.73	\$ 416.76
CITY OF COACHELLA	612-510-042	83236	TODOS SANTOS	Trash Service	1	\$ 34.73	\$ 416.76
CITY OF COACHELLA	612-510-043	83258	TODOS SANTOS	Trash Service	1	\$ 34.73	\$ 416.76
CITY OF COACHELLA	612-510-043	83258	TODOS SANTOS	Additional Trash	1	\$ 9.72	\$ 116.64
CITY OF COACHELLA	612-510-044	83280	TODOS SANTOS	Trash Service	1	\$ 34.73	\$ 416.76
CITY OF COACHELLA	612-520-001	83499	PUERTO ESCONDIDO	Trash Service	1	\$ 34.73	\$ 416.76
CITY OF COACHELLA	612-520-002	83495	PUERTO ESCONDIDO	Trash Service	1	\$ 34.73	\$ 416.76
CITY OF COACHELLA	612-520-002	83495	PUERTO ESCONDIDO	Additional Trash	2	\$ 19.44	\$ 233.28
CITY OF COACHELLA	612-520-003	83491	PUERTO ESCONDIDO	Trash Service	1	\$ 34.73	\$ 416.76
CITY OF COACHELLA	612-520-004	83487	PUERTO ESCONDIDO	Trash Service	1	\$ 34.73	\$ 416.76
CITY OF COACHELLA	612-520-005	83483	PUERTO ESCONDIDO	Trash Service	1	\$ 34.73	\$ 416.76
CITY OF COACHELLA	612-520-006	83479	PUERTO ESCONDIDO	Trash Service	1	\$ 34.73	\$ 416.76



### City of Coachella proposed 2024-25 Tax File

Customer Name	Parcel #	Address	Street	Service Level	Units	Total Monthly Rate	Total Annual Rate
CITY OF COACHELLA	612-520-006	83479	PUERTO ESCONDIDO	Additional Trash	1	\$ 9.72	\$ 116.64
CITY OF COACHELLA	612-520-007	83475	PUERTO ESCONDIDO	Trash Service	1	\$ 34.73	\$ 416.76
CITY OF COACHELLA	612-520-008	83471	PUERTO ESCONDIDO	Trash Service	1	\$ 34.73	\$ 416.76
CITY OF COACHELLA	612-520-008	83471	PUERTO ESCONDIDO	Additional Trash	1	\$ 9.72	\$ 116.64
CITY OF COACHELLA	612-520-009	83467	PUERTO ESCONDIDO	Trash Service	1	\$ 34.73	\$ 416.76
CITY OF COACHELLA	612-520-010	83463	PUERTO ESCONDIDO	Trash Service	1	\$ 34.73	\$ 416.76
CITY OF COACHELLA	612-520-010	83463	PUERTO ESCONDIDO	Additional Trash	1	\$ 9.72	\$ 116.64
CITY OF COACHELLA	612-520-011	83459	PUERTO ESCONDIDO	Trash Service	1	\$ 34.73	\$ 416.76
CITY OF COACHELLA	612-520-012	83455	PUERTO ESCONDIDO	Trash Service	1	\$ 34.73	\$ 416.76
CITY OF COACHELLA	612-520-012	83455	PUERTO ESCONDIDO	Additional Trash	1	\$ 9.72	\$ 116.64
CITY OF COACHELLA	612-520-013	83451	PUERTO ESCONDIDO	Trash Service	1	\$ 34.73	\$ 416.76
CITY OF COACHELLA	612-520-014	83447	PUERTO ESCONDIDO	Trash Service	1	\$ 34.73	\$ 416.76
CITY OF COACHELLA	612-520-014	83447	PUERTO ESCONDIDO	Additional Trash	1	\$ 9.72	\$ 116.64
CITY OF COACHELLA	612-520-015	83443	PUERTO ESCONDIDO	Trash Service	1	\$ 34.73	\$ 416.76
CITY OF COACHELLA	612-520-015	83443	PUERTO ESCONDIDO	Additional Trash	1	\$ 9.72	\$ 116.64
CITY OF COACHELLA	612-520-016	83439	PUERTO ESCONDIDO	Trash Service	1	\$ 34.73	\$ 416.76
CITY OF COACHELLA	612-520-017	83435	PUERTO ESCONDIDO	Trash Service	1	\$ 34.73	\$ 416.76
CITY OF COACHELLA	612-520-018	83431	PUERTO ESCONDIDO	Trash Service	1	\$ 34.73	\$ 416.76
CITY OF COACHELLA	612-520-019	83427	PUERTO ESCONDIDO	Trash Service	1	\$ 34.73	\$ 416.76
CITY OF COACHELLA	612-520-019	83427	PUERTO ESCONDIDO	Additional Trash	1	\$ 9.72	\$ 116.64
CITY OF COACHELLA	612-520-020	83423	PUERTO ESCONDIDO	Trash Service	1	\$ 34.73	\$ 416.76
CITY OF COACHELLA	612-520-021	48961	CAM CORTEZ	Trash Service	1	\$ 34.73	\$ 416.76
CITY OF COACHELLA	612-520-022	48939	CAM CORTEZ	Trash Service	1	\$ 34.73	\$ 416.76
CITY OF COACHELLA	612-520-023	48917	CAM CORTEZ	Trash Service	1	\$ 34.73	\$ 416.76
CITY OF COACHELLA	612-520-024	48895	CAM CORTEZ	Trash Service	1	\$ 34.73	\$ 416.76
CITY OF COACHELLA	612-520-025	48794	CHICHEN ITZA ROAD	Trash Service	1	\$ 34.73	\$ 416.76
CITY OF COACHELLA	612-520-026	48824	CHICHEN ITZA ROAD	Trash Service	1	\$ 34.73	\$ 416.76
CITY OF COACHELLA	612-520-027	48854	CHICHEN ITZA ROAD	Trash Service	1	\$ 34.73	\$ 416.76
CITY OF COACHELLA	612-520-028	48884	CHICHEN ITZA ROAD	Trash Service	1	\$ 34.73	\$ 416.76
CITY OF COACHELLA	612-520-029	48914	CHICHEN ITZA ROAD	Trash Service	1	\$ 34.73	\$ 416.76
CITY OF COACHELLA	612-520-030	48944	CHICHEN ITZA ROAD	Trash Service	1	\$ 34.73	\$ 416.76
CITY OF COACHELLA	612-520-031	48974	CHICHEN ITZA ROAD	Trash Service	1	\$ 34.73	\$ 416.76
CITY OF COACHELLA	612-520-031	48974	CHICHEN ITZA ROAD	Yard Service	2	\$ 23.00	\$ 276.00

### City of Coachella proposed 2024-25 Tax File

Customer Name	Parcel #	Address	Street	Service Level	Units	Total Monthly Rate	Total Annual Rate
CITY OF COACHELLA	612-520-031	48974	CHICHEN ITZA ROAD	Additional Trash	1	\$ 9.72	\$ 116.64
CITY OF COACHELLA	612-520-032	48998	CHICHEN ITZA ROAD	Trash Service	1	\$ 34.73	\$ 416.76
CITY OF COACHELLA	612-521-001	48764	CAM CORTEZ	Trash Service	1	\$ 34.73	\$ 416.76
CITY OF COACHELLA	612-521-002	48794	CAM CORTEZ	Trash Service	1	\$ 34.73	\$ 416.76
CITY OF COACHELLA	612-521-003	48824	CAM CORTEZ	Trash Service	1	\$ 34.73	\$ 416.76
CITY OF COACHELLA	612-521-003	48824	CAM CORTEZ	Additional Trash	3	\$ 29.16	\$ 349.92
CITY OF COACHELLA	612-521-003	48824	CAM CORTEZ	Yard Service	1	\$ 11.50	\$ 138.00
CITY OF COACHELLA	612-521-004	48854	CAM CORTEZ	Trash Service	1	\$ 34.73	\$ 416.76
CITY OF COACHELLA	612-521-005	48884	CAM CORTEZ	Trash Service	1	\$ 34.73	\$ 416.76
CITY OF COACHELLA	612-521-006	48914	CAM CORTEZ	Trash Service	1	\$ 34.73	\$ 416.76
CITY OF COACHELLA	612-521-007	48944	CAM CORTEZ	Trash Service	1	\$ 34.73	\$ 416.76
CITY OF COACHELLA	612-521-008	48974	CAM CORTEZ	Trash Service	1	\$ 34.73	\$ 416.76
CITY OF COACHELLA	612-521-008	48974	CAM CORTEZ	Additional Trash	1	\$ 9.72	\$ 116.64
CITY OF COACHELLA	612-521-009	83438	PUERTO ESCONDIDO	Trash Service	1	\$ 34.73	\$ 416.76
CITY OF COACHELLA	612-521-009	83438	PUERTO ESCONDIDO	Additional Trash	1	\$ 9.72	\$ 116.64
CITY OF COACHELLA	612-521-010	83442	PUERTO ESCONDIDO	Trash Service	1	\$ 34.73	\$ 416.76
CITY OF COACHELLA	612-521-010	83442	PUERTO ESCONDIDO	Additional Trash	1	\$ 9.72	\$ 116.64
CITY OF COACHELLA	612-521-011	83446	PUERTO ESCONDIDO	Trash Service	1	\$ 34.73	\$ 416.76
CITY OF COACHELLA	612-521-012	83450	PUERTO ESCONDIDO	Trash Service	1	\$ 34.73	\$ 416.76
CITY OF COACHELLA	612-521-013	83454	PUERTO ESCONDIDO	Trash Service	1	\$ 34.73	\$ 416.76
CITY OF COACHELLA	612-521-013	83454	PUERTO ESCONDIDO	Additional Trash	1	\$ 9.72	\$ 116.64
CITY OF COACHELLA	612-521-014	83458	PUERTO ESCONDIDO	Trash Service	1	\$ 34.73	\$ 416.76
CITY OF COACHELLA	612-521-015	83462	PUERTO ESCONDIDO	Trash Service	1	\$ 34.73	\$ 416.76
CITY OF COACHELLA	612-521-016	83466	PUERTO ESCONDIDO	Trash Service	1	\$ 34.73	\$ 416.76
CITY OF COACHELLA	612-521-017	83470	PUERTO ESCONDIDO	Trash Service	1	\$ 34.73	\$ 416.76
CITY OF COACHELLA	612-521-018	83474	PUERTO ESCONDIDO	Trash Service	1	\$ 34.73	\$ 416.76
CITY OF COACHELLA	612-521-019	83478	PUERTO ESCONDIDO	Trash Service	1	\$ 34.73	\$ 416.76
CITY OF COACHELLA	612-521-020	83482	PUERTO ESCONDIDO	Trash Service	1	\$ 34.73	\$ 416.76
CITY OF COACHELLA	612-521-021	83486	PUERTO ESCONDIDO	Trash Service	1	\$ 34.73	\$ 416.76
CITY OF COACHELLA	612-521-021	83486	PUERTO ESCONDIDO	Additional Trash	1	\$ 9.72	\$ 116.64
CITY OF COACHELLA	612-521-022	83490	PUERTO ESCONDIDO	Trash Service	1	\$ 34.73	\$ 416.76
CITY OF COACHELLA	612-521-023	83494	PUERTO ESCONDIDO	Trash Service	1	\$ 34.73	\$ 416.76
CITY OF COACHELLA	612-521-024	83499	IXTAPA AVE	Trash Service	1	\$ 34.73	\$ 416.76

### City of Coachella proposed 2024-25 Tax File

Customer Name	Parcel #	Address	Street	Service Level	Units	Total Monthly Rate	Total Annual Rate
CITY OF COACHELLA	612-521-025	83497	IXTAPA AVE	Trash Service	1	\$ 34.73	\$ 416.76
CITY OF COACHELLA	612-521-026	83493	IXTAPA AVE	Trash Service	1	\$ 34.73	\$ 416.76
CITY OF COACHELLA	612-521-027	83489	IXTAPA AVE	Trash Service	1	\$ 34.73	\$ 416.76
CITY OF COACHELLA	612-521-028	83485	IXTAPA AVE	Trash Service	1	\$ 34.73	\$ 416.76
CITY OF COACHELLA	612-521-028	83485	IXTAPA AVE	Additional Trash	3	\$ 29.16	\$ 349.92
CITY OF COACHELLA	612-521-029	83481	IXTAPA AVE	Trash Service	1	\$ 34.73	\$ 416.76
CITY OF COACHELLA	612-521-030	83477	IXTAPA AVE	Trash Service	1	\$ 34.73	\$ 416.76
CITY OF COACHELLA	612-521-030	83477	IXTAPA AVE	Additional Trash	1	\$ 9.72	\$ 116.64
CITY OF COACHELLA	612-521-030	83477	IXTAPA AVE	Additional Recycle	1	\$ 9.72	\$ 116.64
CITY OF COACHELLA	612-521-031	83473	IXTAPA AVE	Trash Service	1	\$ 34.73	\$ 416.76
CITY OF COACHELLA	612-521-032	83469	IXTAPA AVE	Trash Service	1	\$ 34.73	\$ 416.76
CITY OF COACHELLA	612-521-033	83465	IXTAPA AVE	Trash Service	1	\$ 34.73	\$ 416.76
CITY OF COACHELLA	612-521-033	83465	IXTAPA AVE	Additional Recycle	1	\$ 9.72	\$ 116.64
CITY OF COACHELLA	612-521-033	83465	IXTAPA AVE	Additional Trash	1	\$ 9.72	\$ 116.64
CITY OF COACHELLA	612-521-034	83461	IXTAPA AVE	Trash Service	1	\$ 34.73	\$ 416.76
CITY OF COACHELLA	612-521-035	83457	IXTAPA AVE	Trash Service	1	\$ 34.73	\$ 416.76
CITY OF COACHELLA	612-521-036	83453	IXTAPA AVE	Trash Service	1	\$ 34.73	\$ 416.76
CITY OF COACHELLA	612-521-037	83449	IXTAPA AVE	Trash Service	1	\$ 34.73	\$ 416.76
CITY OF COACHELLA	612-521-037	83449	IXTAPA AVE	Additional Trash	1	\$ 9.72	\$ 116.64
CITY OF COACHELLA	612-521-038	83448	IXTAPA AVE	Trash Service	1	\$ 34.73	\$ 416.76
CITY OF COACHELLA	612-521-038	83448	IXTAPA AVE	Additional Trash	2	\$ 19.44	\$ 233.28
CITY OF COACHELLA	612-521-039	83452	IXTAPA AVE	Trash Service	1	\$ 34.73	\$ 416.76
CITY OF COACHELLA	612-521-040	83456	IXTAPA AVE	Trash Service	1	\$ 34.73	\$ 416.76
CITY OF COACHELLA	612-521-040	83456	IXTAPA AVE	Additional Trash	1	\$ 9.72	\$ 116.64
CITY OF COACHELLA	612-521-040	83456	IXTAPA AVE	Additional Recycle	1	\$ 9.72	\$ 116.64
CITY OF COACHELLA	612-521-041	83460	IXTAPA AVE	Trash Service	1	\$ 34.73	\$ 416.76
CITY OF COACHELLA	612-521-042	83464	IXTAPA AVE	Trash Service	1	\$ 34.73	\$ 416.76
CITY OF COACHELLA	612-521-042	83464	IXTAPA AVE	Additional Trash	1	\$ 9.72	\$ 116.64
CITY OF COACHELLA	612-521-043	83468	IXTAPA AVE	Trash Service	1	\$ 34.73	\$ 416.76
CITY OF COACHELLA	612-521-043	83468	IXTAPA AVE	Additional Trash	1	\$ 9.72	\$ 116.64
CITY OF COACHELLA	612-521-044	83472	IXTAPA AVE	Trash Service	1	\$ 34.73	\$ 416.76
CITY OF COACHELLA	612-521-045	83476	IXTAPA AVE	Trash Service	1	\$ 34.73	\$ 416.76
CITY OF COACHELLA	612-521-045	83476	IXTAPA AVE	Additional Trash	1	\$ 9.72	\$ 116.64

### City of Coachella proposed 2024-25 Tax File

Customer Name	Parcel #	Address	Street	Service Level	Units	Total Monthly Rate	Total Annual Rate
CITY OF COACHELLA	612-521-046	83480	IXTAPA AVE	Trash Service	1	\$ 34.73	\$ 416.76
CITY OF COACHELLA	612-521-047	83484	IXTAPA AVE	Trash Service	1	\$ 34.73	\$ 416.76
CITY OF COACHELLA	612-521-047	83484	IXTAPA AVE	Additional Trash	1	\$ 9.72	\$ 116.64
CITY OF COACHELLA	612-521-048	83483	TODOS SANTOS	Trash Service	1	\$ 34.73	\$ 416.76
CITY OF COACHELLA	612-521-049	83479	TODOS SANTOS	Trash Service	1	\$ 34.73	\$ 416.76
CITY OF COACHELLA	612-521-050	83475	TODOS SANTOS	Trash Service	1	\$ 34.73	\$ 416.76
CITY OF COACHELLA	612-521-051	83471	TODOS SANTOS	Trash Service	1	\$ 34.73	\$ 416.76
CITY OF COACHELLA	612-521-051	83471	TODOS SANTOS	Additional Trash	1	\$ 9.72	\$ 116.64
CITY OF COACHELLA	612-521-052	83467	TODOS SANTOS	Trash Service	1	\$ 34.73	\$ 416.76
CITY OF COACHELLA	612-521-052	83467	TODOS SANTOS	Additional Trash	1	\$ 9.72	\$ 116.64
CITY OF COACHELLA	612-521-053	83463	TODOS SANTOS	Trash Service	1	\$ 34.73	\$ 416.76
CITY OF COACHELLA	612-521-054	83459	TODOS SANTOS	Trash Service	1	\$ 34.73	\$ 416.76
CITY OF COACHELLA	612-521-055	83455	TODOS SANTOS	Trash Service	1	\$ 34.73	\$ 416.76
CITY OF COACHELLA	612-521-055	83455	TODOS SANTOS	Additional Recycle	1	\$ 9.72	\$ 116.64
CITY OF COACHELLA	612-521-055	83455	TODOS SANTOS	Additional Trash	1	\$ 9.72	\$ 116.64
CITY OF COACHELLA	612-521-055	83455	TODOS SANTOS	Additional Organics	1	\$ 9.72	\$ 116.64
CITY OF COACHELLA	612-521-056	83451	TODOS SANTOS	Trash Service	1	\$ 34.73	\$ 416.76
CITY OF COACHELLA	612-521-057	83447	TODOS SANTOS	Trash Service	1	\$ 34.73	\$ 416.76
CITY OF COACHELLA	612-522-001	48762	COZUMEL AVE	Trash Service	1	\$ 34.73	\$ 416.76
CITY OF COACHELLA	612-522-002	48792	COZUMEL AVE	Trash Service	1	\$ 34.73	\$ 416.76
CITY OF COACHELLA	612-522-002	48792	COZUMEL AVE	Additional Trash	1	\$ 9.72	\$ 116.64
CITY OF COACHELLA	612-522-003	48822	COZUMEL AVE	Trash Service	1	\$ 34.73	\$ 416.76
CITY OF COACHELLA	612-522-004	48852	COZUMEL AVE	Trash Service	1	\$ 34.73	\$ 416.76
CITY OF COACHELLA	612-522-005	48853	CHICHEN ITZA ROAD	Trash Service	1	\$ 34.73	\$ 416.76
CITY OF COACHELLA	612-522-006	48823	CHICHEN ITZA ROAD	Trash Service	1	\$ 34.73	\$ 416.76
CITY OF COACHELLA	612-522-006	48823	CHICHEN ITZA ROAD	Additional Organics	1	\$ 9.72	\$ 116.64
CITY OF COACHELLA	612-522-007	48793	CHICHEN ITZA ROAD	Trash Service	1	\$ 34.73	\$ 416.76
CITY OF COACHELLA	612-530-001	83241	CAM BAHIA	Trash Service	1	\$ 34.73	\$ 416.76
CITY OF COACHELLA	612-530-002	83219	CAM BAHIA	Trash Service	1	\$ 34.73	\$ 416.76
CITY OF COACHELLA	612-530-002	83219	CAM BAHIA	Additional Trash	1	\$ 9.72	\$ 116.64
CITY OF COACHELLA	612-530-003	83197	CAM BAHIA	Trash Service	1	\$ 34.73	\$ 416.76
CITY OF COACHELLA	612-530-004	83175	CAM BAHIA	Trash Service	1	\$ 34.73	\$ 416.76
CITY OF COACHELLA	612-530-004	83175	CAM BAHIA	Additional Trash	1	\$ 9.72	\$ 116.64

### City of Coachella proposed 2024-25 Tax File

Customer Name	Parcel #	Address	Street	Service Level	Units	Total Monthly Rate	Total Annual Rate
CITY OF COACHELLA	612-530-005	83153	CAM BAHIA	Trash Service	1	\$ 34.73	\$ 416.76
CITY OF COACHELLA	612-530-005	83153	CAM BAHIA	Additional Trash	1	\$ 9.72	\$ 116.64
CITY OF COACHELLA	612-530-006	83131	CAM BAHIA	Trash Service	1	\$ 34.73	\$ 416.76
CITY OF COACHELLA	612-530-007	83109	CAM BAHIA	Trash Service	1	\$ 34.73	\$ 416.76
CITY OF COACHELLA	612-530-007	83109	CAM BAHIA	Additional Trash	1	\$ 9.72	\$ 116.64
CITY OF COACHELLA	612-530-008	83087	CAM BAHIA	Trash Service	1	\$ 34.73	\$ 416.76
CITY OF COACHELLA	612-530-009	83065	CAM BAHIA	Trash Service	1	\$ 34.73	\$ 416.76
CITY OF COACHELLA	612-530-010	83043	CAM BAHIA	Trash Service	1	\$ 34.73	\$ 416.76
CITY OF COACHELLA	612-530-011	83021	CAM BAHIA	Trash Service	1	\$ 34.73	\$ 416.76
CITY OF COACHELLA	612-530-014	48971	PLAYA DEL AMOR ST	Trash Service	1	\$ 34.73	\$ 416.76
CITY OF COACHELLA	612-530-014	48971	PLAYA DEL AMOR ST	Yard Service	1	\$ 11.50	\$ 138.00
CITY OF COACHELLA	612-530-015	48941	PLAYA DEL AMOR ST	Trash Service	1	\$ 34.73	\$ 416.76
CITY OF COACHELLA	612-530-015	48941	PLAYA DEL AMOR ST	Additional Trash	1	\$ 9.72	\$ 116.64
CITY OF COACHELLA	612-530-016	48911	PLAYA DEL AMOR ST	Trash Service	1	\$ 34.73	\$ 416.76
CITY OF COACHELLA	612-530-018	83001	CAM BAHIA	Trash Service	1	\$ 34.73	\$ 416.76
CITY OF COACHELLA	612-530-020	48999	PLAYA DEL AMOR ST	Trash Service	1	\$ 34.73	\$ 416.76
CITY OF COACHELLA	612-531-001	48942	PLAYA DEL AMOR ST	Trash Service	1	\$ 34.73	\$ 416.76
CITY OF COACHELLA	612-531-002	48972	PLAYA DEL AMOR ST	Trash Service	1	\$ 34.73	\$ 416.76
CITY OF COACHELLA	612-531-003	83042	CAM BAHIA	Trash Service	1	\$ 34.73	\$ 416.76
CITY OF COACHELLA	612-531-004	83064	CAM BAHIA	Trash Service	1	\$ 34.73	\$ 416.76
CITY OF COACHELLA	612-531-005	83086	CAM BAHIA	Trash Service	1	\$ 34.73	\$ 416.76
CITY OF COACHELLA	612-531-006	83108	CAM BAHIA	Trash Service	1	\$ 34.73	\$ 416.76
CITY OF COACHELLA	612-531-007	83130	CAM BAHIA	Trash Service	1	\$ 34.73	\$ 416.76
CITY OF COACHELLA	612-531-007	83130	CAM BAHIA	Additional Trash	1	\$ 9.72	\$ 116.64
CITY OF COACHELLA	612-531-008	83152	CAM BAHIA	Trash Service	1	\$ 34.73	\$ 416.76
CITY OF COACHELLA	612-531-008	83152	CAM BAHIA	Additional Trash	1	\$ 9.72	\$ 116.64
CITY OF COACHELLA	612-531-009	83174	CAM BAHIA	Trash Service	1	\$ 34.73	\$ 416.76
CITY OF COACHELLA	612-531-009	83174	CAM BAHIA	Additional Trash	1	\$ 9.72	\$ 116.64
CITY OF COACHELLA	612-531-009	83174	CAM BAHIA	Additional Recycle	1	\$ 9.72	\$ 116.64
CITY OF COACHELLA	612-531-009	83174	CAM BAHIA	Additional Recycle	1	\$ 9.72	\$ 116.64
CITY OF COACHELLA	612-531-010	83196	CAM BAHIA	Trash Service	1	\$ 34.73	\$ 416.76
CITY OF COACHELLA	612-531-010	83196	CAM BAHIA	Additional Trash	1	\$ 9.72	\$ 116.64
CITY OF COACHELLA	612-531-011	83218	CAM BAHIA	Trash Service	1	\$ 34.73	\$ 416.76

### City of Coachella proposed 2024-25 Tax File

Customer Name	Parcel #	Address	Street	Service Level	Units	Total Monthly Rate	Total Annual Rate
CITY OF COACHELLA	612-531-011	83218	CAM BAHIA	Additional Trash	1	\$ 9.72	\$ 116.64
CITY OF COACHELLA	612-531-012	83240	CAM BAHIA	Trash Service	1	\$ 34.73	\$ 416.76
CITY OF COACHELLA	612-531-013	83223	LOS CABOS AVE	Trash Service	1	\$ 34.73	\$ 416.76
CITY OF COACHELLA	612-531-013	83223	LOS CABOS AVE	Additional Trash	1	\$ 9.72	\$ 116.64
CITY OF COACHELLA	612-531-013	83223	LOS CABOS AVE	Additional Recycle	1	\$ 9.72	\$ 116.64
CITY OF COACHELLA	612-531-014	83201	LOS CABOS AVE	Trash Service	1	\$ 34.73	\$ 416.76
CITY OF COACHELLA	612-531-014	83201	LOS CABOS AVE	Additional Trash	1	\$ 9.72	\$ 116.64
CITY OF COACHELLA	612-531-015	83179	LOS CABOS AVE	Trash Service	1	\$ 34.73	\$ 416.76
CITY OF COACHELLA	612-531-016	83157	LOS CABOS AVE	Trash Service	1	\$ 34.73	\$ 416.76
CITY OF COACHELLA	612-531-016	83157	LOS CABOS AVE	Additional Trash	1	\$ 9.72	\$ 116.64
CITY OF COACHELLA	612-531-017	83135	LOS CABOS AVE	Trash Service	1	\$ 34.73	\$ 416.76
CITY OF COACHELLA	612-531-017	83135	LOS CABOS AVE	Additional Trash	1	\$ 9.72	\$ 116.64
CITY OF COACHELLA	612-531-018	83113	LOS CABOS AVE	Trash Service	1	\$ 34.73	\$ 416.76
CITY OF COACHELLA	612-531-018	83113	LOS CABOS AVE	Additional Trash	1	\$ 9.72	\$ 116.64
CITY OF COACHELLA	612-531-019	83091	LOS CABOS AVE	Trash Service	1	\$ 34.73	\$ 416.76
CITY OF COACHELLA	612-531-019	83091	LOS CABOS AVE	Additional Trash	1	\$ 9.72	\$ 116.64
CITY OF COACHELLA	612-531-020	48907	EL ARCO ST	Trash Service	1	\$ 34.73	\$ 416.76
CITY OF COACHELLA	612-531-020	48907	EL ARCO ST	Additional Trash	1	\$ 9.72	\$ 116.64
CITY OF COACHELLA	612-531-021	48877	EL ARCO ST	Trash Service	1	\$ 34.73	\$ 416.76
CITY OF COACHELLA	612-531-022	48847	EL ARCO ST	Trash Service	1	\$ 34.73	\$ 416.76
CITY OF COACHELLA	612-531-022	48847	EL ARCO ST	Additional Trash	1	\$ 9.72	\$ 116.64
CITY OF COACHELLA	612-531-022	48847	EL ARCO ST	Additional Recycle	1	\$ 9.72	\$ 116.64
CITY OF COACHELLA	612-531-022	48847	EL ARCO ST	Yard Service	3	\$ 34.50	\$ 414.00
CITY OF COACHELLA	612-531-023	48817	EL ARCO ST	Trash Service	1	\$ 34.73	\$ 416.76
CITY OF COACHELLA	612-531-024	48787	EL ARCO ST	Trash Service	1	\$ 34.73	\$ 416.76
CITY OF COACHELLA	612-531-025	48822	PLAYA DEL AMOR ST	Trash Service	1	\$ 34.73	\$ 416.76
CITY OF COACHELLA	612-531-026	48852	PLAYA DEL AMOR ST	Trash Service	1	\$ 34.73	\$ 416.76
CITY OF COACHELLA	612-531-027	48882	PLAYA DEL AMOR ST	Trash Service	1	\$ 34.73	\$ 416.76
CITY OF COACHELLA	612-531-027	48882	PLAYA DEL AMOR ST	Additional Trash	1	\$ 9.72	\$ 116.64
CITY OF COACHELLA	612-531-028	48912	PLAYA DEL AMOR ST	Trash Service	1	\$ 34.73	\$ 416.76
CITY OF COACHELLA	612-531-028	48912	PLAYA DEL AMOR ST	Additional Trash	1	\$ 9.72	\$ 116.64
CITY OF COACHELLA	612-532-001	83401	TODOS SANTOS	Trash Service	1	\$ 34.73	\$ 416.76
CITY OF COACHELLA	612-532-002	83379	TODOS SANTOS	Trash Service	1	\$ 34.73	\$ 416.76

### City of Coachella proposed 2024-25 Tax File

Customer Name	Parcel #	Address	Street	Service Level	Units	Total Monthly Rate	Total Annual Rate
CITY OF COACHELLA	612-532-003	83357	TODOS SANTOS	Trash Service	1	\$ 34.73	\$ 416.76
CITY OF COACHELLA	612-532-004	83335	TODOS SANTOS	Trash Service	1	\$ 34.73	\$ 416.76
CITY OF COACHELLA	612-532-005	83313	TODOS SANTOS	Trash Service	1	\$ 34.73	\$ 416.76
CITY OF COACHELLA	612-532-006	83291	TODOS SANTOS	Trash Service	1	\$ 34.73	\$ 416.76
CITY OF COACHELLA	612-532-006	83291	TODOS SANTOS	Additional Organics	1	\$ 9.72	\$ 116.64
CITY OF COACHELLA	612-532-007	83267	TODOS SANTOS	Trash Service	1	\$ 34.73	\$ 416.76
CITY OF COACHELLA	612-532-007	83267	TODOS SANTOS	Additional Trash	1	\$ 9.72	\$ 116.64
CITY OF COACHELLA	612-532-008	83245	TODOS SANTOS	Trash Service	1	\$ 34.73	\$ 416.76
CITY OF COACHELLA	612-532-009	83223	TODOS SANTOS	Trash Service	1	\$ 34.73	\$ 416.76
CITY OF COACHELLA	612-532-010	83201	TODOS SANTOS	Trash Service	1	\$ 34.73	\$ 416.76
CITY OF COACHELLA	612-532-010	83201	TODOS SANTOS	Additional Recycle	1	\$ 9.72	\$ 116.64
CITY OF COACHELLA	612-532-011	83179	TODOS SANTOS	Trash Service	1	\$ 34.73	\$ 416.76
CITY OF COACHELLA	612-532-012	83157	TODOS SANTOS	Trash Service	1	\$ 34.73	\$ 416.76
CITY OF COACHELLA	612-532-012	83157	TODOS SANTOS	Additional Trash	1	\$ 9.72	\$ 116.64
CITY OF COACHELLA	612-532-013	83135	TODOS SANTOS	Trash Service	1	\$ 34.73	\$ 416.76
CITY OF COACHELLA	612-532-014	83134	LOS CABOS AVE	Trash Service	1	\$ 34.73	\$ 416.76
CITY OF COACHELLA	612-532-014	83134	LOS CABOS AVE	Additional Trash	1	\$ 9.72	\$ 116.64
CITY OF COACHELLA	612-532-015	83156	LOS CABOS AVE	Trash Service	1	\$ 34.73	\$ 416.76
CITY OF COACHELLA	612-532-016	83178	LOS CABOS AVE	Trash Service	1	\$ 34.73	\$ 416.76
CITY OF COACHELLA	612-532-016	83178	LOS CABOS AVE	Additional Trash	1	\$ 9.72	\$ 116.64
CITY OF COACHELLA	612-532-017	83200	LOS CABOS AVE	Trash Service	1	\$ 34.73	\$ 416.76
CITY OF COACHELLA	612-532-018	83222	LOS CABOS AVE	Trash Service	1	\$ 34.73	\$ 416.76
CITY OF COACHELLA	612-532-019	83244	LOS CABOS AVE	Trash Service	1	\$ 34.73	\$ 416.76
CITY OF COACHELLA	612-532-020	83266	LOS CABOS AVE	Trash Service	1	\$ 34.73	\$ 416.76
CITY OF COACHELLA	612-532-021	83288	LOS CABOS AVE	Trash Service	1	\$ 34.73	\$ 416.76
CITY OF COACHELLA	612-532-022	83310	LOS CABOS AVE	Trash Service	1	\$ 34.73	\$ 416.76
CITY OF COACHELLA	612-532-023	83332	LOS CABOS AVE	Trash Service	1	\$ 34.73	\$ 416.76
CITY OF COACHELLA	612-532-024	83354	LOS CABOS AVE	Trash Service	1	\$ 34.73	\$ 416.76
CITY OF COACHELLA	612-532-025	83376	LOS CABOS AVE	Trash Service	1	\$ 34.73	\$ 416.76
CITY OF COACHELLA	612-532-026	83398	LOS CABOS AVE	Trash Service	1	\$ 34.73	\$ 416.76
CITY OF COACHELLA	612-532-026	83398	LOS CABOS AVE	Additional Trash	1	\$ 9.72	\$ 116.64
CITY OF COACHELLA	612-533-001	83355	LOS CABOS AVE	Trash Service	1	\$ 34.73	\$ 416.76
CITY OF COACHELLA	612-533-002	83333	LOS CABOS AVE	Trash Service	1	\$ 34.73	\$ 416.76



### City of Coachella proposed 2024-25 Tax File

Customer Name	Parcel #	Address	Street	Service Level	Units	Total Monthly Rate	Total Annual Rate
CITY OF COACHELLA	612-533-002	83333	LOS CABOS AVE	Additional Trash	1	\$ 9.72	\$ 116.64
CITY OF COACHELLA	612-533-003	83311	LOS CABOS AVE	Trash Service	1	\$ 34.73	\$ 416.76
CITY OF COACHELLA	612-533-003	83311	LOS CABOS AVE	Additional Trash	1	\$ 9.72	\$ 116.64
CITY OF COACHELLA	612-533-004	83289	LOS CABOS AVE	Trash Service	1	\$ 34.73	\$ 416.76
CITY OF COACHELLA	612-533-004	83289	LOS CABOS AVE	Additional Trash	1	\$ 9.72	\$ 116.64
CITY OF COACHELLA	612-533-005	83267	LOS CABOS AVE	Trash Service	1	\$ 34.73	\$ 416.76
CITY OF COACHELLA	612-533-005	83267	LOS CABOS AVE	Additional Trash	1	\$ 9.72	\$ 116.64
CITY OF COACHELLA	612-533-006	48908	CAM ROSARITO	Trash Service	1	\$ 34.73	\$ 416.76
CITY OF COACHELLA	612-533-006	48908	CAM ROSARITO	Additional Trash	1	\$ 9.72	\$ 116.64
CITY OF COACHELLA	612-533-007	48938	CAM ROSARITO	Trash Service	1	\$ 34.73	\$ 416.76
CITY OF COACHELLA	612-533-007	48938	CAM ROSARITO	Additional Trash	1	\$ 9.72	\$ 116.64
CITY OF COACHELLA	612-533-007	48938	CAM ROSARITO	Additional Recycle	1	\$ 9.72	\$ 116.64
CITY OF COACHELLA	612-533-008	48968	CAM ROSARITO	Trash Service	1	\$ 34.73	\$ 416.76
CITY OF COACHELLA	612-533-008	48968	CAM ROSARITO	Additional Trash	1	\$ 9.72	\$ 116.64
CITY OF COACHELLA	612-533-009	48998	CAM ROSARITO	Trash Service	1	\$ 34.73	\$ 416.76
CITY OF COACHELLA	612-533-009	48998	CAM ROSARITO	Additional Trash	1	\$ 9.72	\$ 116.64
CITY OF COACHELLA	612-534-001	48881	PLAYA DEL AMOR ST	Trash Service	1	\$ 34.73	\$ 416.76
CITY OF COACHELLA	612-534-002	48851	PLAYA DEL AMOR ST	Trash Service	1	\$ 34.73	\$ 416.76
CITY OF COACHELLA	612-534-003	48821	PLAYA DEL AMOR ST	Trash Service	1	\$ 34.73	\$ 416.76
CITY OF COACHELLA	612-540-001	48491	PLAYA DEL AMOR ST	Trash Service	1	\$ 34.73	\$ 416.76
CITY OF COACHELLA	612-540-002	48461	PLAYA DEL AMOR ST	Trash Service	1	\$ 34.73	\$ 416.76
CITY OF COACHELLA	612-540-003	48431	PLAYA DEL AMOR ST	Trash Service	1	\$ 34.73	\$ 416.76
CITY OF COACHELLA	612-540-003	48431	PLAYA DEL AMOR ST	Additional Organics	1	\$ 9.72	\$ 116.64
CITY OF COACHELLA	612-540-003	48431	PLAYA DEL AMOR ST	Additional Trash	1	\$ 9.72	\$ 116.64
CITY OF COACHELLA	612-540-004	48401	PLAYA DEL AMOR ST	Trash Service	1	\$ 34.73	\$ 416.76
CITY OF COACHELLA	612-540-005	48371	PLAYA DEL AMOR ST	Trash Service	1	\$ 34.73	\$ 416.76
CITY OF COACHELLA	612-540-005	48371	PLAYA DEL AMOR ST	Additional Trash	1	\$ 9.72	\$ 116.64
CITY OF COACHELLA	612-540-006	48341	PLAYA DEL AMOR ST	Trash Service	1	\$ 34.73	\$ 416.76
CITY OF COACHELLA	612-540-007	48311	PLAYA DEL AMOR ST	Trash Service	1	\$ 34.73	\$ 416.76
CITY OF COACHELLA	612-540-009	83022	EL GRECO AVE	Trash Service	1	\$ 34.73	\$ 416.76
CITY OF COACHELLA	612-540-010	83044	EL GRECO AVE	Trash Service	1	\$ 34.73	\$ 416.76
CITY OF COACHELLA	612-540-011	83066	EL GRECO AVE	Trash Service	1	\$ 34.73	\$ 416.76
CITY OF COACHELLA	612-540-012	83088	EL GRECO AVE	Trash Service	1	\$ 34.73	\$ 416.76

### City of Coachella proposed 2024-25 Tax File

Customer Name	Parcel #	Address	Street	Service Level	Units	Total Monthly Rate	Total Annual Rate
CITY OF COACHELLA	612-540-013	83110	EL GRECO AVE	Trash Service	1	\$ 34.73	\$ 416.76
CITY OF COACHELLA	612-540-014	83132	EL GRECO AVE	Trash Service	1	\$ 34.73	\$ 416.76
CITY OF COACHELLA	612-540-015	83154	EL GRECO AVE	Trash Service	1	\$ 34.73	\$ 416.76
CITY OF COACHELLA	612-540-016	83176	EL GRECO AVE	Trash Service	1	\$ 34.73	\$ 416.76
CITY OF COACHELLA	612-540-017	83198	EL GRECO AVE	Trash Service	1	\$ 34.73	\$ 416.76
CITY OF COACHELLA	612-540-018	83220	EL GRECO AVE	Trash Service	1	\$ 34.73	\$ 416.76
CITY OF COACHELLA	612-540-018	83220	EL GRECO AVE	Additional Trash	1	\$ 9.72	\$ 116.64
CITY OF COACHELLA	612-541-001	83043	EL GRECO AVE	Trash Service	1	\$ 34.73	\$ 416.76
CITY OF COACHELLA	612-541-002	83065	EL GRECO AVE	Trash Service	1	\$ 34.73	\$ 416.76
CITY OF COACHELLA	612-541-002	83065	EL GRECO AVE	Additional Trash	1	\$ 9.72	\$ 116.64
CITY OF COACHELLA	612-541-003	83087	EL GRECO AVE	Trash Service	1	\$ 34.73	\$ 416.76
CITY OF COACHELLA	612-541-004	83109	EL GRECO AVE	Trash Service	1	\$ 34.73	\$ 416.76
CITY OF COACHELLA	612-541-005	83131	EL GRECO AVE	Trash Service	1	\$ 34.73	\$ 416.76
CITY OF COACHELLA	612-541-006	83153	EL GRECO AVE	Trash Service	1	\$ 34.73	\$ 416.76
CITY OF COACHELLA	612-541-007	83175	EL GRECO AVE	Trash Service	1	\$ 34.73	\$ 416.76
CITY OF COACHELLA	612-541-008	83197	EL GRECO AVE	Trash Service	1	\$ 34.73	\$ 416.76
CITY OF COACHELLA	612-541-009	83219	EL GRECO AVE	Trash Service	1	\$ 34.73	\$ 416.76
CITY OF COACHELLA	612-541-010	83218	PUEBLO BONITO AVE	Trash Service	1	\$ 34.73	\$ 416.76
CITY OF COACHELLA	612-541-011	83196	PUEBLO BONITO AVE	Trash Service	1	\$ 34.73	\$ 416.76
CITY OF COACHELLA	612-541-012	83174	PUEBLO BONITO AVE	Trash Service	1	\$ 34.73	\$ 416.76
CITY OF COACHELLA	612-541-012	83174	PUEBLO BONITO AVE	Additional Recycle	1	\$ 9.72	\$ 116.64
CITY OF COACHELLA	612-541-013	83152	PUEBLO BONITO AVE	Trash Service	1	\$ 34.73	\$ 416.76
CITY OF COACHELLA	612-541-014	83130	PUEBLO BONITO AVE	Trash Service	1	\$ 34.73	\$ 416.76
CITY OF COACHELLA	612-541-015	83108	PUEBLO BONITO AVE	Trash Service	1	\$ 34.73	\$ 416.76
CITY OF COACHELLA	612-541-016	83086	PUEBLO BONITO AVE	Trash Service	1	\$ 34.73	\$ 416.76
CITY OF COACHELLA	612-541-016	83086	PUEBLO BONITO AVE	Additional Trash	1	\$ 9.72	\$ 116.64
CITY OF COACHELLA	612-541-017	83064	PUEBLO BONITO AVE	Trash Service	1	\$ 34.73	\$ 416.76
CITY OF COACHELLA	612-541-018	83042	PUEBLO BONITO AVE	Trash Service	1	\$ 34.73	\$ 416.76
CITY OF COACHELLA	612-542-001	48462	PLAYA DEL AMOR ST	Trash Service	1	\$ 34.73	\$ 416.76
CITY OF COACHELLA	612-542-002	48492	PLAYA DEL AMOR ST	Trash Service	1	\$ 34.73	\$ 416.76
CITY OF COACHELLA	612-542-003	48522	PLAYA DEL AMOR ST	Trash Service	1	\$ 34.73	\$ 416.76
CITY OF COACHELLA	612-542-003	48522	PLAYA DEL AMOR ST	Additional Trash	1	\$ 9.72	\$ 116.64
CITY OF COACHELLA	612-542-004	48552	PLAYA DEL AMOR ST	Trash Service	1	\$ 34.73	\$ 416.76

### City of Coachella proposed 2024-25 Tax File

Customer Name	Parcel #	Address	Street	Service Level	Units	Total Monthly Rate	Total Annual Rate
CITY OF COACHELLA	612-542-005	48642	PLAYA DEL AMOR ST	Trash Service	1	\$ 34.73	\$ 416.76
CITY OF COACHELLA	612-542-006	48672	PLAYA DEL AMOR ST	Trash Service	1	\$ 34.73	\$ 416.76
CITY OF COACHELLA	612-542-007	48702	PLAYA DEL AMOR ST	Trash Service	1	\$ 34.73	\$ 416.76
CITY OF COACHELLA	612-542-008	48732	PLAYA DEL AMOR ST	Trash Service	1	\$ 34.73	\$ 416.76
CITY OF COACHELLA	612-542-008	48732	PLAYA DEL AMOR ST	Additional Trash	1	\$ 9.72	\$ 116.64
CITY OF COACHELLA	612-542-009	48762	PLAYA DEL AMOR ST	Trash Service	1	\$ 34.73	\$ 416.76
CITY OF COACHELLA	612-542-010	48792	PLAYA DEL AMOR ST	Trash Service	1	\$ 34.73	\$ 416.76
CITY OF COACHELLA	612-542-011	48757	EL ARCO ST	Trash Service	1	\$ 34.73	\$ 416.76
CITY OF COACHELLA	612-542-012	48727	EL ARCO ST	Trash Service	1	\$ 34.73	\$ 416.76
CITY OF COACHELLA	612-542-013	48697	EL ARCO ST	Trash Service	1	\$ 34.73	\$ 416.76
CITY OF COACHELLA	612-542-014	48667	EL ARCO ST	Trash Service	1	\$ 34.73	\$ 416.76
CITY OF COACHELLA	612-542-015	48637	EL ARCO ST	Trash Service	1	\$ 34.73	\$ 416.76
CITY OF COACHELLA	612-542-016	48607	EL ARCO ST	Trash Service	1	\$ 34.73	\$ 416.76
CITY OF COACHELLA	612-542-016	48607	EL ARCO ST	Additional Trash	1	\$ 9.72	\$ 116.64
CITY OF COACHELLA	612-542-017	48547	EL ARCO ST	Trash Service	1	\$ 34.73	\$ 416.76
CITY OF COACHELLA	612-542-018	48517	EL ARCO ST	Trash Service	1	\$ 34.73	\$ 416.76
CITY OF COACHELLA	612-542-019	48487	EL ARCO ST	Trash Service	1	\$ 34.73	\$ 416.76
CITY OF COACHELLA	612-542-019	48487	EL ARCO ST	Additional Trash	1	\$ 9.72	\$ 116.64
CITY OF COACHELLA	612-542-020	48457	EL ARCO ST	Trash Service	1	\$ 34.73	\$ 416.76
CITY OF COACHELLA	612-542-020	48457	EL ARCO ST	Additional Trash	1	\$ 9.72	\$ 116.64
CITY OF COACHELLA	612-543-001	48791	PLAYA DEL AMOR ST	Trash Service	1	\$ 34.73	\$ 416.76
CITY OF COACHELLA	612-543-001	48791	PLAYA DEL AMOR ST	Additional Trash	1	\$ 9.72	\$ 116.64
CITY OF COACHELLA	612-543-002	48761	PLAYA DEL AMOR ST	Trash Service	1	\$ 34.73	\$ 416.76
CITY OF COACHELLA	612-543-003	48731	PLAYA DEL AMOR ST	Trash Service	1	\$ 34.73	\$ 416.76
CITY OF COACHELLA	612-543-003	48731	PLAYA DEL AMOR ST	Additional Trash	1	\$ 9.72	\$ 116.64
CITY OF COACHELLA	612-543-004	48701	PLAYA DEL AMOR ST	Trash Service	1	\$ 34.73	\$ 416.76
CITY OF COACHELLA	612-543-005	48671	PLAYA DEL AMOR ST	Trash Service	1	\$ 34.73	\$ 416.76
CITY OF COACHELLA	612-543-006	48641	PLAYA DEL AMOR ST	Trash Service	1	\$ 34.73	\$ 416.76
CITY OF COACHELLA	612-543-006	48641	PLAYA DEL AMOR ST	Additional Recycle	1	\$ 9.72	\$ 116.64
CITY OF COACHELLA	612-543-007	48611	PLAYA DEL AMOR ST	Trash Service	1	\$ 34.73	\$ 416.76
CITY OF COACHELLA	612-543-008	48581	PLAYA DEL AMOR ST	Trash Service	1	\$ 34.73	\$ 416.76
CITY OF COACHELLA	612-543-009	48551	PLAYA DEL AMOR ST	Trash Service	1	\$ 34.73	\$ 416.76
CITY OF COACHELLA	612-543-009	48551	PLAYA DEL AMOR ST	Additional Trash	1	\$ 9.72	\$ 116.64

### City of Coachella proposed 2024-25 Tax File

Customer Name	Parcel #	Address	Street	Service Level	Units	Total Monthly Rate	Total Annual Rate
CITY OF COACHELLA	612-544-001	48460	EL ARCO ST	Trash Service	1	\$ 34.73	\$ 416.76
CITY OF COACHELLA	612-544-002	48490	EL ARCO ST	Trash Service	1	\$ 34.73	\$ 416.76
CITY OF COACHELLA	612-544-003	48520	EL ARCO ST	Trash Service	1	\$ 34.73	\$ 416.76
CITY OF COACHELLA	612-544-003	48520	EL ARCO ST	Additional Trash	1	\$ 9.72	\$ 116.64
CITY OF COACHELLA	612-544-004	48550	EL ARCO ST	Trash Service	1	\$ 34.73	\$ 416.76
CITY OF COACHELLA	612-544-004	48550	EL ARCO ST	Additional Trash	2	\$ 19.44	\$ 233.28
CITY OF COACHELLA	612-544-005	48580	EL ARCO ST	Trash Service	1	\$ 34.73	\$ 416.76
CITY OF COACHELLA	612-544-006	48610	EL ARCO ST	Trash Service	1	\$ 34.73	\$ 416.76
CITY OF COACHELLA	612-544-007	48640	EL ARCO ST	Trash Service	1	\$ 34.73	\$ 416.76
CITY OF COACHELLA	612-544-007	48640	EL ARCO ST	Additional Trash	1	\$ 9.72	\$ 116.64
CITY OF COACHELLA	612-544-008	48670	EL ARCO ST	Trash Service	1	\$ 34.73	\$ 416.76
CITY OF COACHELLA	612-544-008	48670	EL ARCO ST	Additional Trash	1	\$ 9.72	\$ 116.64
CITY OF COACHELLA	612-544-009	48700	EL ARCO ST	Trash Service	1	\$ 34.73	\$ 416.76
CITY OF COACHELLA	612-544-010	48730	EL ARCO ST	Trash Service	1	\$ 34.73	\$ 416.76
CITY OF COACHELLA	612-544-010	48730	EL ARCO ST	Additional Trash	1	\$ 9.72	\$ 116.64
CITY OF COACHELLA	612-544-011	48725	EL CASTILLO ROAD	Trash Service	1	\$ 34.73	\$ 416.76
CITY OF COACHELLA	612-544-011	48725	EL CASTILLO ROAD	Additional Recycle	1	\$ 9.72	\$ 116.64
CITY OF COACHELLA	612-544-012	48695	EL CASTILLO ROAD	Trash Service	1	\$ 34.73	\$ 416.76
CITY OF COACHELLA	612-544-013	48665	EL CASTILLO ROAD	Trash Service	1	\$ 34.73	\$ 416.76
CITY OF COACHELLA	612-544-014	48635	EL CASTILLO ROAD	Trash Service	1	\$ 34.73	\$ 416.76
CITY OF COACHELLA	612-544-014	48635	EL CASTILLO ROAD	Additional Trash	1	\$ 9.72	\$ 116.64
CITY OF COACHELLA	612-544-015	48605	EL CASTILLO ROAD	Trash Service	1	\$ 34.73	\$ 416.76
CITY OF COACHELLA	612-544-016	48575	EL CASTILLO ROAD	Trash Service	1	\$ 34.73	\$ 416.76
CITY OF COACHELLA	612-544-017	48545	EL CASTILLO ROAD	Trash Service	1	\$ 34.73	\$ 416.76
CITY OF COACHELLA	612-544-018	48515	EL CASTILLO ROAD	Trash Service	1	\$ 34.73	\$ 416.76
CITY OF COACHELLA	612-544-019	48485	EL CASTILLO ROAD	Trash Service	1	\$ 34.73	\$ 416.76
CITY OF COACHELLA	612-544-019	48485	EL CASTILLO ROAD	Additional Trash	1	\$ 9.72	\$ 116.64
CITY OF COACHELLA	612-544-020	48455	EL CASTILLO ROAD	Trash Service	1	\$ 34.73	\$ 416.76
CITY OF COACHELLA	612-550-001	48405	SAN GORGONIO PLC	Trash Service	1	\$ 34.73	\$ 416.76
CITY OF COACHELLA	612-550-003	48353	SAN GORGONIO PLC	Trash Service	1	\$ 34.73	\$ 416.76
CITY OF COACHELLA	612-550-004	48327	SAN GORGONIO PLC	Trash Service	1	\$ 34.73	\$ 416.76
CITY OF COACHELLA	612-550-005	48301	SAN GORGONIO PLC	Trash Service	1	\$ 34.73	\$ 416.76
CITY OF COACHELLA	612-550-005	48301	SAN GORGONIO PLC	Additional Trash	1	\$ 9.72	\$ 116.64

### City of Coachella proposed 2024-25 Tax File

Customer Name	Parcel #	Address	Street	Service Level	Units	Total Monthly Rate	Total Annual Rate
CITY OF COACHELLA	612-550-006	48275	SAN GORGONIO PLC	Trash Service	1	\$ 34.73	\$ 416.76
CITY OF COACHELLA	612-550-007	48249	SAN GORGONIO PLC	Trash Service	1	\$ 34.73	\$ 416.76
CITY OF COACHELLA	612-550-008	48223	SAN GORGONIO PLC	Trash Service	1	\$ 34.73	\$ 416.76
CITY OF COACHELLA	612-550-009	48197	SAN GORGONIO PLC	Trash Service	1	\$ 34.73	\$ 416.76
CITY OF COACHELLA	612-550-010	48171	SAN GORGONIO PLC	Trash Service	1	\$ 34.73	\$ 416.76
CITY OF COACHELLA	612-550-011	48145	SAN GORGONIO PLC	Trash Service	1	\$ 34.73	\$ 416.76
CITY OF COACHELLA	612-550-012	48119	SAN GORGONIO PLC	Trash Service	1	\$ 34.73	\$ 416.76
CITY OF COACHELLA	612-550-012	48119	SAN GORGONIO PLC	Additional Trash	1	\$ 9.72	\$ 116.64
CITY OF COACHELLA	612-550-013	48093	SAN GORGONIO PLC	Trash Service	1	\$ 34.73	\$ 416.76
CITY OF COACHELLA	612-550-014	48067	SAN GORGONIO PLC	Trash Service	1	\$ 34.73	\$ 416.76
CITY OF COACHELLA	612-550-015	48041	SAN GORGONIO PLC	Trash Service	1	\$ 34.73	\$ 416.76
CITY OF COACHELLA	612-550-016	83514	QUAIL MOUNTAIN TE	Trash Service	1	\$ 34.73	\$ 416.76
CITY OF COACHELLA	612-550-016	83514	QUAIL MOUNTAIN TE	Additional Trash	1	\$ 9.72	\$ 116.64
CITY OF COACHELLA	612-550-018	83542	QUAIL MOUNTAIN TE	Trash Service	1	\$ 34.73	\$ 416.76
CITY OF COACHELLA	612-550-019	83556	QUAIL MOUNTAIN TE	Trash Service	1	\$ 34.73	\$ 416.76
CITY OF COACHELLA	612-550-020	83570	QUAIL MOUNTAIN TE	Trash Service	1	\$ 34.73	\$ 416.76
CITY OF COACHELLA	612-550-022	83598	QUAIL MOUNTAIN TE	Trash Service	1	\$ 34.73	\$ 416.76
CITY OF COACHELLA	612-550-023	48042	ARICA DR	Trash Service	1	\$ 34.73	\$ 416.76
CITY OF COACHELLA	612-550-024	48068	ARICA DR	Trash Service	1	\$ 34.73	\$ 416.76
CITY OF COACHELLA	612-550-025	48094	ARICA DR	Trash Service	1	\$ 34.73	\$ 416.76
CITY OF COACHELLA	612-550-026	48120	ARICA DR	Trash Service	1	\$ 34.73	\$ 416.76
CITY OF COACHELLA	612-550-027	48146	ARICA DR	Trash Service	1	\$ 34.73	\$ 416.76
CITY OF COACHELLA	612-550-028	48172	ARICA DR	Trash Service	1	\$ 34.73	\$ 416.76
CITY OF COACHELLA	612-550-029	48198	ARICA DR	Trash Service	1	\$ 34.73	\$ 416.76
CITY OF COACHELLA	612-550-030	48224	ARICA DR	Trash Service	1	\$ 34.73	\$ 416.76
CITY OF COACHELLA	612-550-031	48250	ARICA DR	Trash Service	1	\$ 34.73	\$ 416.76
CITY OF COACHELLA	612-550-032	48276	ARICA DR	Trash Service	1	\$ 34.73	\$ 416.76
CITY OF COACHELLA	612-550-033	48379	SAN GORGONIO PLC	Trash Service	1	\$ 34.73	\$ 416.76
CITY OF COACHELLA	612-550-034	83528	QUAIL MOUNTAIN TE	Trash Service	1	\$ 34.73	\$ 416.76
CITY OF COACHELLA	612-550-035	83584	QUAIL MOUNTAIN TE	Trash Service	1	\$ 34.73	\$ 416.76
CITY OF COACHELLA	612-551-001	48283	ARICA DR	Trash Service	1	\$ 34.73	\$ 416.76
CITY OF COACHELLA	612-551-002	48257	ARICA DR	Trash Service	1	\$ 34.73	\$ 416.76
CITY OF COACHELLA	612-551-003	48231	ARICA DR	Trash Service	1	\$ 34.73	\$ 416.76

### City of Coachella proposed 2024-25 Tax File

Customer Name	Parcel #	Address	Street	Service Level	Units	Total Monthly Rate	Total Annual Rate
CITY OF COACHELLA	612-551-004	48205	ARICA DR	Trash Service	1	\$ 34.73	\$ 416.76
CITY OF COACHELLA	612-551-005	48179	ARICA DR	Trash Service	1	\$ 34.73	\$ 416.76
CITY OF COACHELLA	612-551-005	48179	ARICA DR	Additional Trash	1	\$ 9.72	\$ 116.64
CITY OF COACHELLA	612-551-006	48153	ARICA DR	Trash Service	1	\$ 34.73	\$ 416.76
CITY OF COACHELLA	612-551-007	48127	ARICA DR	Trash Service	1	\$ 34.73	\$ 416.76
CITY OF COACHELLA	612-551-008	83543	QUAIL MOUNTAIN TE	Trash Service	1	\$ 34.73	\$ 416.76
CITY OF COACHELLA	612-551-009	83529	QUAIL MOUNTAIN TE	Trash Service	1	\$ 34.73	\$ 416.76
CITY OF COACHELLA	612-551-010	83515	QUAIL MOUNTAIN TE	Trash Service	1	\$ 34.73	\$ 416.76
CITY OF COACHELLA	612-551-011	48128	SAN GORGONIO PLC	Trash Service	1	\$ 34.73	\$ 416.76
CITY OF COACHELLA	612-551-012	48154	SAN GORGONIO PLC	Trash Service	1	\$ 34.73	\$ 416.76
CITY OF COACHELLA	612-551-012	48154	SAN GORGONIO PLC	Additional Trash	1	\$ 9.72	\$ 116.64
CITY OF COACHELLA	612-551-013	48180	SAN GORGONIO PLC	Trash Service	1	\$ 34.73	\$ 416.76
CITY OF COACHELLA	612-551-014	48206	SAN GORGONIO PLC	Trash Service	1	\$ 34.73	\$ 416.76
CITY OF COACHELLA	612-551-015	48232	SAN GORGONIO PLC	Trash Service	1	\$ 34.73	\$ 416.76
CITY OF COACHELLA	612-551-016	48258	SAN GORGONIO PLC	Trash Service	1	\$ 34.73	\$ 416.76
CITY OF COACHELLA	612-551-016	48258	SAN GORGONIO PLC	Additional Trash	1	\$ 9.72	\$ 116.64
CITY OF COACHELLA	612-551-017	48284	SAN GORGONIO PLC	Trash Service	1	\$ 34.73	\$ 416.76
CITY OF COACHELLA	612-551-017	48284	SAN GORGONIO PLC	Additional Organics	1	\$ 9.72	\$ 116.64
CITY OF COACHELLA	612-552-001	48310	SAN GORGONIO PLC	Trash Service	1	\$ 34.73	\$ 416.76
CITY OF COACHELLA	612-552-002	48336	SAN GORGONIO PLC	Trash Service	1	\$ 34.73	\$ 416.76
CITY OF COACHELLA	612-552-003	48362	SAN GORGONIO PLC	Trash Service	1	\$ 34.73	\$ 416.76
CITY OF COACHELLA	612-560-001	48303	SAN JACINTO LANE	Trash Service	1	\$ 34.73	\$ 416.76
CITY OF COACHELLA	612-560-002	48277	SAN JACINTO LANE	Trash Service	1	\$ 34.73	\$ 416.76
CITY OF COACHELLA	612-560-003	48251	SAN JACINTO LANE	Trash Service	1	\$ 34.73	\$ 416.76
CITY OF COACHELLA	612-560-003	48251	SAN JACINTO LANE	Additional Trash	1	\$ 9.72	\$ 116.64
CITY OF COACHELLA	612-560-004	48225	SAN JACINTO LANE	Trash Service	1	\$ 34.73	\$ 416.76
CITY OF COACHELLA	612-560-005	48199	SAN JACINTO LANE	Trash Service	1	\$ 34.73	\$ 416.76
CITY OF COACHELLA	612-560-006	48173	SAN JACINTO LANE	Trash Service	1	\$ 34.73	\$ 416.76
CITY OF COACHELLA	612-560-006	48173	SAN JACINTO LANE	Additional Trash	1	\$ 9.72	\$ 116.64
CITY OF COACHELLA	612-560-007	48147	SAN JACINTO LANE	Trash Service	1	\$ 34.73	\$ 416.76
CITY OF COACHELLA	612-560-007	48147	SAN JACINTO LANE	Additional Trash	1	\$ 9.72	\$ 116.64
CITY OF COACHELLA	612-560-008	48121	SAN JACINTO LANE	Trash Service	1	\$ 34.73	\$ 416.76
CITY OF COACHELLA	612-560-008	48121	SAN JACINTO LANE	Additional Trash	1	\$ 9.72	\$ 116.64

### City of Coachella proposed 2024-25 Tax File

Customer Name	Parcel #	Address	Street	Service Level	Units	Total Monthly Rate	Total Annual Rate
CITY OF COACHELLA	612-560-009	48095	SAN JACINTO LANE	Trash Service	1	\$ 34.73	\$ 416.76
CITY OF COACHELLA	612-560-009	48095	SAN JACINTO LANE	Additional Trash	2	\$ 19.44	\$ 233.28
CITY OF COACHELLA	612-560-010	48069	SAN JACINTO LANE	Trash Service	1	\$ 34.73	\$ 416.76
CITY OF COACHELLA	612-560-011	83616	SAN JACINTO LANE	Trash Service	1	\$ 34.73	\$ 416.76
CITY OF COACHELLA	612-560-011	83616	SAN JACINTO LANE	Additional Trash	1	\$ 9.72	\$ 116.64
CITY OF COACHELLA	612-560-013	83644	PALOMAR CT	Trash Service	1	\$ 34.73	\$ 416.76
CITY OF COACHELLA	612-560-014	83658	PALOMAR CT	Trash Service	1	\$ 34.73	\$ 416.76
CITY OF COACHELLA	612-560-014	83658	PALOMAR CT	Additional Recycle	1	\$ 9.72	\$ 116.64
CITY OF COACHELLA	612-560-014	83658	PALOMAR CT	Additional Recycle	1	\$ 9.72	\$ 116.64
CITY OF COACHELLA	612-560-015	83672	PALOMAR CT	Trash Service	1	\$ 34.73	\$ 416.76
CITY OF COACHELLA	612-560-016	83686	PALOMAR CT	Trash Service	1	\$ 34.73	\$ 416.76
CITY OF COACHELLA	612-560-017	83700	PALOMAR CT	Trash Service	1	\$ 34.73	\$ 416.76
CITY OF COACHELLA	612-560-018	83689	PALOMAR CT	Trash Service	1	\$ 34.73	\$ 416.76
CITY OF COACHELLA	612-560-019	83687	PALOMAR CT	Trash Service	1	\$ 34.73	\$ 416.76
CITY OF COACHELLA	612-560-020	83673	PALOMAR CT	Trash Service	1	\$ 34.73	\$ 416.76
CITY OF COACHELLA	612-560-020	83673	PALOMAR CT	Additional Trash	1	\$ 9.72	\$ 116.64
CITY OF COACHELLA	612-560-021	83659	PALOMAR CT	Trash Service	1	\$ 34.73	\$ 416.76
CITY OF COACHELLA	612-560-022	83645	PALOMAR CT	Trash Service	1	\$ 34.73	\$ 416.76
CITY OF COACHELLA	612-560-022	83645	PALOMAR CT	Additional Trash	1	\$ 9.72	\$ 116.64
CITY OF COACHELLA	612-560-023	83631	PALOMAR CT	Trash Service	1	\$ 34.73	\$ 416.76
CITY OF COACHELLA	612-560-024	83617	PALOMAR CT	Trash Service	1	\$ 34.73	\$ 416.76
CITY OF COACHELLA	612-560-024	83617	PALOMAR CT	Additional Recycle	1	\$ 9.72	\$ 116.64
CITY OF COACHELLA	612-560-025	83618	RIMROCK LANE	Trash Service	1	\$ 34.73	\$ 416.76
CITY OF COACHELLA	612-560-026	83632	RIMROCK LANE	Trash Service	1	\$ 34.73	\$ 416.76
CITY OF COACHELLA	612-560-027	83646	RIMROCK LANE	Trash Service	1	\$ 34.73	\$ 416.76
CITY OF COACHELLA	612-560-028	83660	RIMROCK LANE	Trash Service	1	\$ 34.73	\$ 416.76
CITY OF COACHELLA	612-560-028	83660	RIMROCK LANE	Additional Trash	1	\$ 9.72	\$ 116.64
CITY OF COACHELLA	612-560-029	83674	RIMROCK LANE	Trash Service	1	\$ 34.73	\$ 416.76
CITY OF COACHELLA	612-560-030	83688	RIMROCK LANE	Trash Service	1	\$ 34.73	\$ 416.76
CITY OF COACHELLA	612-560-030	83688	RIMROCK LANE	Additional Trash	1	\$ 9.72	\$ 116.64
CITY OF COACHELLA	612-560-031	48144	PINTO LANE	Trash Service	1	\$ 34.73	\$ 416.76
CITY OF COACHELLA	612-560-031	48144	PINTO LANE	Additional Trash	1	\$ 9.72	\$ 116.64
CITY OF COACHELLA	612-560-031	48144	PINTO LANE	Additional Organics	1	\$ 9.72	\$ 116.64



### City of Coachella proposed 2024-25 Tax File

Customer Name	Parcel #	Address	Street	Service Level	Units	Total Monthly Rate	Total Annual Rate
CITY OF COACHELLA	612-560-031	48144	PINTO LANE	Yard Service	1	\$ 11.50	\$ 138.00
CITY OF COACHELLA	612-560-032	48170	PINTO LANE	Trash Service	1	\$ 34.73	\$ 416.76
CITY OF COACHELLA	612-560-033	48196	PINTO LANE	Trash Service	1	\$ 34.73	\$ 416.76
CITY OF COACHELLA	612-560-033	48196	PINTO LANE	Additional Trash	1	\$ 9.72	\$ 116.64
CITY OF COACHELLA	612-560-034	48222	PINTO LANE	Trash Service	1	\$ 34.73	\$ 416.76
CITY OF COACHELLA	612-560-035	48248	PINTO LANE	Trash Service	1	\$ 34.73	\$ 416.76
CITY OF COACHELLA	612-560-035	48248	PINTO LANE	Additional Trash	1	\$ 9.72	\$ 116.64
CITY OF COACHELLA	612-560-036	48274	PINTO LANE	Trash Service	1	\$ 34.73	\$ 416.76
CITY OF COACHELLA	612-560-036	48274	PINTO LANE	Additional Organics	2	\$ 19.44	\$ 233.28
CITY OF COACHELLA	612-560-036	48274	PINTO LANE	Additional Recycle	1	\$ 9.72	\$ 116.64
CITY OF COACHELLA	612-560-037	48300	PINTO LANE	Trash Service	1	\$ 34.73	\$ 416.76
CITY OF COACHELLA	612-560-038	48326	PINTO LANE	Trash Service	1	\$ 34.73	\$ 416.76
CITY OF COACHELLA	612-560-039	83630	PALOMAR CT	Trash Service	1	\$ 34.73	\$ 416.76
CITY OF COACHELLA	612-560-039	83630	PALOMAR CT	Additional Trash	1	\$ 9.72	\$ 116.64
CITY OF COACHELLA	612-561-001	83619	RIMROCK LANE	Trash Service	1	\$ 34.73	\$ 416.76
CITY OF COACHELLA	612-561-002	83633	RIMROCK LANE	Trash Service	1	\$ 34.73	\$ 416.76
CITY OF COACHELLA	612-561-003	83647	RIMROCK LANE	Trash Service	1	\$ 34.73	\$ 416.76
CITY OF COACHELLA	612-561-003	83647	RIMROCK LANE	Additional Trash	1	\$ 9.72	\$ 116.64
CITY OF COACHELLA	612-561-004	83661	RIMROCK LANE	Trash Service	1	\$ 34.73	\$ 416.76
CITY OF COACHELLA	612-561-005	83675	RIMROCK LANE	Trash Service	1	\$ 34.73	\$ 416.76
CITY OF COACHELLA	612-561-006	83676	MCCOY PEAK AVE	Trash Service	1	\$ 34.73	\$ 416.76
CITY OF COACHELLA	612-561-007	83634	MCCOY PEAK AVE	Trash Service	1	\$ 34.73	\$ 416.76
CITY OF COACHELLA	612-561-007	83634	MCCOY PEAK AVE	Additional Trash	1	\$ 9.72	\$ 116.64
CITY OF COACHELLA	612-561-007	83634	MCCOY PEAK AVE	Additional Recycle	1	\$ 9.72	\$ 116.64
CITY OF COACHELLA	612-561-008	83648	MCCOY PEAK AVE	Trash Service	1	\$ 34.73	\$ 416.76
CITY OF COACHELLA	612-561-009	83662	MCCOY PEAK AVE	Trash Service	1	\$ 34.73	\$ 416.76
CITY OF COACHELLA	612-561-010	83620	MCCOY PEAK AVE	Trash Service	1	\$ 34.73	\$ 416.76
CITY OF COACHELLA	612-561-010	83620	MCCOY PEAK AVE	Additional Trash	1	\$ 9.72	\$ 116.64
CITY OF COACHELLA	612-562-001	83615	MCCOY PEAK AVE	Trash Service	1	\$ 34.73	\$ 416.76
CITY OF COACHELLA	612-562-002	83629	MCCOY PEAK AVE	Trash Service	1	\$ 34.73	\$ 416.76
CITY OF COACHELLA	612-562-003	83643	MCCOY PEAK AVE	Trash Service	1	\$ 34.73	\$ 416.76
CITY OF COACHELLA	612-562-004	83657	MCCOY PEAK AVE	Trash Service	1	\$ 34.73	\$ 416.76
CITY OF COACHELLA	612-562-004	83657	MCCOY PEAK AVE	Additional Trash	1	\$ 9.72	\$ 116.64

### City of Coachella proposed 2024-25 Tax File

Customer Name	Parcel #	Address	Street	Service Level	Units	Total Monthly Rate	Total Annual Rate
CITY OF COACHELLA	612-562-005	83671	MCCOY PEAK AVE	Trash Service	1	\$ 34.73	\$ 416.76
CITY OF COACHELLA	612-562-006	83685	MCCOY PEAK AVE	Trash Service	1	\$ 34.73	\$ 416.76
CITY OF COACHELLA	612-562-006	83685	MCCOY PEAK AVE	Additional Trash	1	\$ 9.72	\$ 116.64
CITY OF COACHELLA	612-562-007	83699	MCCOY PEAK AVE	Trash Service	1	\$ 34.73	\$ 416.76
CITY OF COACHELLA	612-562-007	83699	MCCOY PEAK AVE	Additional Trash	1	\$ 9.72	\$ 116.64
CITY OF COACHELLA	612-570-001	83614	EAGLE AVE	Trash Service	1	\$ 34.73	\$ 416.76
CITY OF COACHELLA	612-570-002	83628	EAGLE AVE	Trash Service	1	\$ 34.73	\$ 416.76
CITY OF COACHELLA	612-570-003	83642	EAGLE AVE	Trash Service	1	\$ 34.73	\$ 416.76
CITY OF COACHELLA	612-570-003	83642	EAGLE AVE	Additional Trash	1	\$ 9.72	\$ 116.64
CITY OF COACHELLA	612-570-004	83656	EAGLE AVE	Trash Service	1	\$ 34.73	\$ 416.76
CITY OF COACHELLA	612-570-004	83656	EAGLE AVE	Additional Trash	1	\$ 9.72	\$ 116.64
CITY OF COACHELLA	612-570-005	83670	EAGLE AVE	Trash Service	1	\$ 34.73	\$ 416.76
CITY OF COACHELLA	612-570-006	83684	EAGLE AVE	Trash Service	1	\$ 34.73	\$ 416.76
CITY OF COACHELLA	612-570-007	83698	EAGLE AVE	Trash Service	1	\$ 34.73	\$ 416.76
CITY OF COACHELLA	612-570-007	83698	EAGLE AVE	Additional Trash	1	\$ 9.72	\$ 116.64
CITY OF COACHELLA	612-570-007	83698	EAGLE AVE	Additional Organics	1	\$ 9.72	\$ 116.64
CITY OF COACHELLA	612-571-001	48352	PINTO LANE	Trash Service	1	\$ 34.73	\$ 416.76
CITY OF COACHELLA	612-571-002	48378	PINTO LANE	Trash Service	1	\$ 34.73	\$ 416.76
CITY OF COACHELLA	612-571-003	48404	PINTO LANE	Trash Service	1	\$ 34.73	\$ 416.76
CITY OF COACHELLA	612-571-004	83711	EAGLE AVE	Trash Service	1	\$ 34.73	\$ 416.76
CITY OF COACHELLA	612-571-005	83697	EAGLE AVE	Trash Service	1	\$ 34.73	\$ 416.76
CITY OF COACHELLA	612-571-006	83683	EAGLE AVE	Trash Service	1	\$ 34.73	\$ 416.76
CITY OF COACHELLA	612-571-007	83669	EAGLE AVE	Trash Service	1	\$ 34.73	\$ 416.76
CITY OF COACHELLA	612-571-007	83669	EAGLE AVE	Additional Trash	1	\$ 9.72	\$ 116.64
CITY OF COACHELLA	612-571-008	83655	EAGLE AVE	Trash Service	1	\$ 34.73	\$ 416.76
CITY OF COACHELLA	612-571-009	83641	EAGLE AVE	Trash Service	1	\$ 34.73	\$ 416.76
CITY OF COACHELLA	612-571-009	83641	EAGLE AVE	Additional Trash	1	\$ 9.72	\$ 116.64
CITY OF COACHELLA	612-571-010	83627	EAGLE AVE	Trash Service	1	\$ 34.73	\$ 416.76
CITY OF COACHELLA	612-571-011	83613	EAGLE AVE	Trash Service	1	\$ 34.73	\$ 416.76
CITY OF COACHELLA	612-571-012	83599	EAGLE AVE	Trash Service	1	\$ 34.73	\$ 416.76
CITY OF COACHELLA	612-571-013	83612	COXCOMB DR	Trash Service	1	\$ 34.73	\$ 416.76
CITY OF COACHELLA	612-571-013	83612	COXCOMB DR	Additional Trash	1	\$ 9.72	\$ 116.64
CITY OF COACHELLA	612-571-014	83626	COXCOMB DR	Trash Service	1	\$ 34.73	\$ 416.76

### City of Coachella proposed 2024-25 Tax File

Customer Name	Parcel #	Address	Street	Service Level	Units	Total Monthly Rate	Total Annual Rate
CITY OF COACHELLA	612-571-015	83640	COXCOMB DR	Trash Service	1	\$ 34.73	\$ 416.76
CITY OF COACHELLA	612-571-016	83654	COXCOMB DR	Trash Service	1	\$ 34.73	\$ 416.76
CITY OF COACHELLA	612-571-017	83668	COXCOMB DR	Trash Service	1	\$ 34.73	\$ 416.76
CITY OF COACHELLA	612-571-017	83668	COXCOMB DR	Additional Trash	1	\$ 9.72	\$ 116.64
CITY OF COACHELLA	612-571-018	83682	COXCOMB DR	Trash Service	1	\$ 34.73	\$ 416.76
CITY OF COACHELLA	612-571-019	83696	COXCOMB DR	Trash Service	1	\$ 34.73	\$ 416.76
CITY OF COACHELLA	612-571-020	48456	RED MOUNTAIN PLC	Trash Service	1	\$ 34.73	\$ 416.76
CITY OF COACHELLA	612-571-021	48482	RED MOUNTAIN PLC	Trash Service	1	\$ 34.73	\$ 416.76
CITY OF COACHELLA	612-571-021	48482	RED MOUNTAIN PLC	Additional Trash	1	\$ 9.72	\$ 116.64
CITY OF COACHELLA	612-571-022	48508	RED MOUNTAIN PLC	Trash Service	1	\$ 34.73	\$ 416.76
CITY OF COACHELLA	612-571-023	48534	RED MOUNTAIN PLC	Trash Service	1	\$ 34.73	\$ 416.76
CITY OF COACHELLA	612-571-024	48560	RED MOUNTAIN PLC	Trash Service	1	\$ 34.73	\$ 416.76
CITY OF COACHELLA	612-571-024	48560	RED MOUNTAIN PLC	Yard Service	1	\$ 11.50	\$ 138.00
CITY OF COACHELLA	612-571-025	48586	RED MOUNTAIN PLC	Trash Service	1	\$ 34.73	\$ 416.76
CITY OF COACHELLA	612-571-026	48612	RED MOUNTAIN PLC	Trash Service	1	\$ 34.73	\$ 416.76
CITY OF COACHELLA	612-571-027	83693	GRANITE PASS TRL	Trash Service	1	\$ 34.73	\$ 416.76
CITY OF COACHELLA	612-571-027	83693	GRANITE PASS TRL	Additional Trash	1	\$ 9.72	\$ 116.64
CITY OF COACHELLA	612-571-028	83679	GRANITE PASS TRL	Trash Service	1	\$ 34.73	\$ 416.76
CITY OF COACHELLA	612-571-029	83665	GRANITE PASS TRL	Trash Service	1	\$ 34.73	\$ 416.76
CITY OF COACHELLA	612-571-030	83651	GRANITE PASS TRL	Trash Service	1	\$ 34.73	\$ 416.76
CITY OF COACHELLA	612-571-031	83637	GRANITE PASS TRL	Trash Service	1	\$ 34.73	\$ 416.76
CITY OF COACHELLA	612-571-031	83637	GRANITE PASS TRL	Yard Service	1	\$ 11.50	\$ 138.00
CITY OF COACHELLA	612-571-031	83637	GRANITE PASS TRL	Additional Trash	1	\$ 9.72	\$ 116.64
CITY OF COACHELLA	612-571-032	83623	GRANITE PASS TRL	Trash Service	1	\$ 34.73	\$ 416.76
CITY OF COACHELLA	612-572-001	83695	COXCOMB DR	Trash Service	1	\$ 34.73	\$ 416.76
CITY OF COACHELLA	612-572-002	83681	COXCOMB DR	Trash Service	1	\$ 34.73	\$ 416.76
CITY OF COACHELLA	612-572-003	83667	COXCOMB DR	Trash Service	1	\$ 34.73	\$ 416.76
CITY OF COACHELLA	612-572-004	83653	COXCOMB DR	Trash Service	1	\$ 34.73	\$ 416.76
CITY OF COACHELLA	612-572-005	83639	COXCOMB DR	Trash Service	1	\$ 34.73	\$ 416.76
CITY OF COACHELLA	612-572-006	83638	GRANITE PASS TRL	Trash Service	1	\$ 34.73	\$ 416.76
CITY OF COACHELLA	612-572-007	83652	GRANITE PASS TRL	Trash Service	1	\$ 34.73	\$ 416.76
CITY OF COACHELLA	612-572-007	83652	GRANITE PASS TRL	Additional Trash	1	\$ 9.72	\$ 116.64
CITY OF COACHELLA	612-572-008	83666	GRANITE PASS TRL	Trash Service	1	\$ 34.73	\$ 416.76

### City of Coachella proposed 2024-25 Tax File

Customer Name	Parcel #	Address	Street	Service Level	Units	Total Monthly Rate	Total Annual Rate
CITY OF COACHELLA	612-572-009	83680	GRANITE PASS TRL	Trash Service	1	\$ 34.73	\$ 416.76
CITY OF COACHELLA	612-572-010	83694	GRANITE PASS TRL	Trash Service	1	\$ 34.73	\$ 416.76
CITY OF COACHELLA	612-573-001	48625	CHIRIACO SUMMIT ST	Trash Service	1	\$ 34.73	\$ 416.76
CITY OF COACHELLA	612-573-002	48599	CHIRIACO SUMMIT ST	Trash Service	1	\$ 34.73	\$ 416.76
CITY OF COACHELLA	612-573-003	48573	CHIRIACO SUMMIT ST	Trash Service	1	\$ 34.73	\$ 416.76
CITY OF COACHELLA	612-573-004	48547	CHIRIACO SUMMIT ST	Trash Service	1	\$ 34.73	\$ 416.76
CITY OF COACHELLA	612-573-005	48521	CHIRIACO SUMMIT ST	Trash Service	1	\$ 34.73	\$ 416.76
CITY OF COACHELLA	612-573-006	48495	CHIRIACO SUMMIT ST	Trash Service	1	\$ 34.73	\$ 416.76
CITY OF COACHELLA	612-573-007	48469	CHIRIACO SUMMIT ST	Trash Service	1	\$ 34.73	\$ 416.76
CITY OF COACHELLA	612-573-008	48443	CHIRIACO SUMMIT ST	Trash Service	1	\$ 34.73	\$ 416.76
CITY OF COACHELLA	612-573-008	48443	CHIRIACO SUMMIT ST	Additional Trash	1	\$ 9.72	\$ 116.64
CITY OF COACHELLA	612-573-009	48440	CHARLTON PEAK ST	Trash Service	1	\$ 34.73	\$ 416.76
CITY OF COACHELLA	612-573-010	48466	CHARLTON PEAK ST	Trash Service	1	\$ 34.73	\$ 416.76
CITY OF COACHELLA	612-573-011	48492	CHARLTON PEAK ST	Trash Service	1	\$ 34.73	\$ 416.76
CITY OF COACHELLA	612-573-011	48492	CHARLTON PEAK ST	Additional Trash	1	\$ 9.72	\$ 116.64
CITY OF COACHELLA	612-573-012	48518	CHARLTON PEAK ST	Trash Service	1	\$ 34.73	\$ 416.76
CITY OF COACHELLA	612-573-013	48544	CHARLTON PEAK ST	Trash Service	1	\$ 34.73	\$ 416.76
CITY OF COACHELLA	612-573-014	48570	CHARLTON PEAK ST	Trash Service	1	\$ 34.73	\$ 416.76
CITY OF COACHELLA	612-573-015	48596	CHARLTON PEAK ST	Trash Service	1	\$ 34.73	\$ 416.76
CITY OF COACHELLA	612-573-016	48622	CHARLTON PEAK ST	Trash Service	1	\$ 34.73	\$ 416.76
CITY OF COACHELLA	612-574-001	83582	BIG BEAR PLC	Trash Service	1	\$ 34.73	\$ 416.76
CITY OF COACHELLA	612-574-002	83568	BIG BEAR PLC	Trash Service	1	\$ 34.73	\$ 416.76
CITY OF COACHELLA	612-574-003	83554	BIG BEAR PLC	Trash Service	1	\$ 34.73	\$ 416.76
CITY OF COACHELLA	612-574-004	83540	BIG BEAR PLC	Trash Service	1	\$ 34.73	\$ 416.76
CITY OF COACHELLA	612-574-005	83526	BIG BEAR PLC	Trash Service	1	\$ 34.73	\$ 416.76
CITY OF COACHELLA	612-574-005	83526	BIG BEAR PLC	Additional Trash	1	\$ 9.72	\$ 116.64
CITY OF COACHELLA	612-574-006	83512	BIG BEAR PLC	Trash Service	1	\$ 34.73	\$ 416.76
CITY OF COACHELLA	612-574-006	83512	BIG BEAR PLC	Additional Trash	1	\$ 9.72	\$ 116.64
CITY OF COACHELLA	612-574-007	48441	CHARLTON PEAK ST	Trash Service	1	\$ 34.73	\$ 416.76
CITY OF COACHELLA	612-574-007	48441	CHARLTON PEAK ST	Additional Recycle	1	\$ 9.72	\$ 116.64
CITY OF COACHELLA	612-574-007	48441	CHARLTON PEAK ST	Additional Trash	2	\$ 19.44	\$ 233.28
CITY OF COACHELLA	612-574-007	48441	CHARLTON PEAK ST	Additional Recycle	1	\$ 9.72	\$ 116.64
CITY OF COACHELLA	612-574-008	48467	CHARLTON PEAK ST	Trash Service	1	\$ 34.73	\$ 416.76

### City of Coachella proposed 2024-25 Tax File

Customer Name	Parcel #	Address	Street	Service Level	Units	Total Monthly Rate	Total Annual Rate
CITY OF COACHELLA	612-574-008	48467	CHARLTON PEAK ST	Additional Trash	1	\$ 9.72	\$ 116.64
CITY OF COACHELLA	612-574-009	48493	CHARLTON PEAK ST	Trash Service	1	\$ 34.73	\$ 416.76
CITY OF COACHELLA	612-574-010	48519	CHARLTON PEAK ST	Trash Service	1	\$ 34.73	\$ 416.76
CITY OF COACHELLA	612-574-010	48519	CHARLTON PEAK ST	Additional Trash	1	\$ 9.72	\$ 116.64
CITY OF COACHELLA	612-574-011	48545	CHARLTON PEAK ST	Trash Service	1	\$ 34.73	\$ 416.76
CITY OF COACHELLA	612-574-012	48571	CHARLTON PEAK ST	Trash Service	1	\$ 34.73	\$ 416.76
CITY OF COACHELLA	612-574-012	48571	CHARLTON PEAK ST	Additional Trash	1	\$ 9.72	\$ 116.64
CITY OF COACHELLA	612-574-013	48597	CHARLTON PEAK ST	Trash Service	1	\$ 34.73	\$ 416.76
CITY OF COACHELLA	612-574-013	48597	CHARLTON PEAK ST	Additional Trash	1	\$ 9.72	\$ 116.64
CITY OF COACHELLA	612-574-014	48623	CHARLTON PEAK ST	Trash Service	1	\$ 34.73	\$ 416.76
CITY OF COACHELLA	612-574-014	48623	CHARLTON PEAK ST	Yard Service	1	\$ 11.50	\$ 138.00
CITY OF COACHELLA	612-574-014	48623	CHARLTON PEAK ST	Additional Trash	1	\$ 9.72	\$ 116.64
CITY OF COACHELLA	612-574-015	48649	CHARLTON PEAK ST	Trash Service	1	\$ 34.73	\$ 416.76
CITY OF COACHELLA	612-580-001	83566	GLENDORA RIDGE AV	Trash Service	1	\$ 34.73	\$ 416.76
CITY OF COACHELLA	612-580-002	83580	GLENDORA RIDGE AV	Trash Service	1	\$ 34.73	\$ 416.76
CITY OF COACHELLA	612-580-003	83594	GLENDORA RIDGE AV	Trash Service	1	\$ 34.73	\$ 416.76
CITY OF COACHELLA	612-580-003	83594	GLENDORA RIDGE AV	Additional Trash	1	\$ 9.72	\$ 116.64
CITY OF COACHELLA	612-581-001	83610	GLENDORA RIDGE AV	Trash Service	1	\$ 34.73	\$ 416.76
CITY OF COACHELLA	612-581-002	83624	GLENDORA RIDGE AV	Trash Service	1	\$ 34.73	\$ 416.76
CITY OF COACHELLA	612-581-002	83624	GLENDORA RIDGE AV	Yard Service	1	\$ 11.50	\$ 138.00
CITY OF COACHELLA	612-581-003	83638	GLENDORA RIDGE AV	Trash Service	1	\$ 34.73	\$ 416.76
CITY OF COACHELLA	612-581-004	83652	GLENDORA RIDGE AV	Trash Service	1	\$ 34.73	\$ 416.76
CITY OF COACHELLA	612-581-005	83666	GLENDORA RIDGE AV	Trash Service	1	\$ 34.73	\$ 416.76
CITY OF COACHELLA	612-581-006	83680	GLENDORA RIDGE AV	Trash Service	1	\$ 34.73	\$ 416.76
CITY OF COACHELLA	612-581-006	83680	GLENDORA RIDGE AV	Additional Trash	1	\$ 9.72	\$ 116.64
CITY OF COACHELLA	612-581-007	83694	GLENDORA RIDGE AV	Trash Service	1	\$ 34.73	\$ 416.76
CITY OF COACHELLA	612-581-007	83694	GLENDORA RIDGE AV	Additional Trash	2	\$ 19.44	\$ 233.28
CITY OF COACHELLA	612-581-008	83708	GLENDORA RIDGE AV	Trash Service	1	\$ 34.73	\$ 416.76
CITY OF COACHELLA	612-581-009	83705	GLENDORA RIDGE AV	Trash Service	1	\$ 34.73	\$ 416.76
CITY OF COACHELLA	612-581-010	83691	GLENDORA RIDGE AV	Trash Service	1	\$ 34.73	\$ 416.76
CITY OF COACHELLA	612-581-011	83677	GLENDORA RIDGE AV	Trash Service	1	\$ 34.73	\$ 416.76
CITY OF COACHELLA	612-581-011	83677	GLENDORA RIDGE AV	Additional Trash	1	\$ 9.72	\$ 116.64
CITY OF COACHELLA	612-581-012	83663	GLENDORA RIDGE AV	Trash Service	1	\$ 34.73	\$ 416.76

### City of Coachella proposed 2024-25 Tax File

Customer Name	Parcel #	Address	Street	Service Level	Units	Total Monthly Rate	Total Annual Rate
CITY OF COACHELLA	612-581-013	83649	GLENDORA RIDGE AV	Trash Service	1	\$ 34.73	\$ 416.76
CITY OF COACHELLA	612-581-014	83635	GLENDORA RIDGE AV	Trash Service	1	\$ 34.73	\$ 416.76
CITY OF COACHELLA	612-581-015	83621	GLENDORA RIDGE AV	Trash Service	1	\$ 34.73	\$ 416.76
CITY OF COACHELLA	612-581-015	83621	GLENDORA RIDGE AV	Additional Trash	1	\$ 9.72	\$ 116.64
CITY OF COACHELLA	612-581-016	83607	GLENDORA RIDGE AV	Trash Service	1	\$ 34.73	\$ 416.76
CITY OF COACHELLA	612-581-017	83614	MECCA HILLS AVE	Trash Service	1	\$ 34.73	\$ 416.76
CITY OF COACHELLA	612-581-018	83628	MECCA HILLS AVE	Trash Service	1	\$ 34.73	\$ 416.76
CITY OF COACHELLA	612-581-019	83642	MECCA HILLS AVE	Trash Service	1	\$ 34.73	\$ 416.76
CITY OF COACHELLA	612-581-020	83656	MECCA HILLS AVE	Trash Service	1	\$ 34.73	\$ 416.76
CITY OF COACHELLA	612-581-021	83670	MECCA HILLS AVE	Trash Service	1	\$ 34.73	\$ 416.76
CITY OF COACHELLA	612-581-021	83670	MECCA HILLS AVE	Additional Trash	2	\$ 19.44	\$ 233.28
CITY OF COACHELLA	612-581-022	83684	MECCA HILLS AVE	Trash Service	1	\$ 34.73	\$ 416.76
CITY OF COACHELLA	612-581-023	83698	MECCA HILLS AVE	Trash Service	1	\$ 34.73	\$ 416.76
CITY OF COACHELLA	612-581-024	83712	MECCA HILLS AVE	Trash Service	1	\$ 34.73	\$ 416.76
CITY OF COACHELLA	612-581-024	83712	MECCA HILLS AVE	Additional Trash	1	\$ 9.72	\$ 116.64
CITY OF COACHELLA	612-581-025	83701	MECCA HILLS AVE	Trash Service	1	\$ 34.73	\$ 416.76
CITY OF COACHELLA	612-581-025	83701	MECCA HILLS AVE	Additional Trash	1	\$ 9.72	\$ 116.64
CITY OF COACHELLA	612-581-026	83687	MECCA HILLS AVE	Trash Service	1	\$ 34.73	\$ 416.76
CITY OF COACHELLA	612-581-026	83687	MECCA HILLS AVE	Additional Trash	1	\$ 9.72	\$ 116.64
CITY OF COACHELLA	612-581-027	83673	MECCA HILLS AVE	Trash Service	1	\$ 34.73	\$ 416.76
CITY OF COACHELLA	612-581-027	83673	MECCA HILLS AVE	Additional Trash	1	\$ 9.72	\$ 116.64
CITY OF COACHELLA	612-581-028	83659	MECCA HILLS AVE	Trash Service	1	\$ 34.73	\$ 416.76
CITY OF COACHELLA	612-581-029	83645	MECCA HILLS AVE	Trash Service	1	\$ 34.73	\$ 416.76
CITY OF COACHELLA	612-581-030	83631	MECCA HILLS AVE	Trash Service	1	\$ 34.73	\$ 416.76
CITY OF COACHELLA	612-581-031	83617	MECCA HILLS AVE	Trash Service	1	\$ 34.73	\$ 416.76
CITY OF COACHELLA	612-581-032	83603	MECCA HILLS AVE	Trash Service	1	\$ 34.73	\$ 416.76
CITY OF COACHELLA	612-581-032	83603	MECCA HILLS AVE	Additional Trash	1	\$ 9.72	\$ 116.64
CITY OF COACHELLA	612-581-033	83614	SAN MATEO AVE	Trash Service	1	\$ 34.73	\$ 416.76
CITY OF COACHELLA	612-581-034	83628	SAN MATEO AVE	Trash Service	1	\$ 34.73	\$ 416.76
CITY OF COACHELLA	612-581-035	83642	SAN MATEO AVE	Trash Service	1	\$ 34.73	\$ 416.76
CITY OF COACHELLA	612-581-036	83656	SAN MATEO AVE	Trash Service	1	\$ 34.73	\$ 416.76
CITY OF COACHELLA	612-581-037	83670	SAN MATEO AVE	Trash Service	1	\$ 34.73	\$ 416.76
CITY OF COACHELLA	612-581-037	83670	SAN MATEO AVE	Additional Trash	1	\$ 9.72	\$ 116.64

### City of Coachella proposed 2024-25 Tax File

Customer Name	Parcel #	Address	Street	Service Level	Units	Total Monthly Rate	Total Annual Rate
CITY OF COACHELLA	612-581-038	83684	SAN MATEO AVE	Trash Service	1	\$ 34.73	\$ 416.76
CITY OF COACHELLA	612-581-038	83684	SAN MATEO AVE	Additional Recycle	1	\$ 9.72	\$ 116.64
CITY OF COACHELLA	612-581-038	83684	SAN MATEO AVE	Yard Service	4	\$ 46.00	\$ 552.00
CITY OF COACHELLA	612-581-038	83684	SAN MATEO AVE	Additional Trash	2	\$ 19.44	\$ 233.28
CITY OF COACHELLA	612-581-039	83696	SAN MATEO AVE	Trash Service	1	\$ 34.73	\$ 416.76
CITY OF COACHELLA	612-581-039	83696	SAN MATEO AVE	Additional Trash	1	\$ 9.72	\$ 116.64
CITY OF COACHELLA	612-581-040	83710	SAN MATEO AVE	Trash Service	1	\$ 34.73	\$ 416.76
CITY OF COACHELLA	612-581-040	83710	SAN MATEO AVE	Additional Trash	1	\$ 9.72	\$ 116.64
CITY OF COACHELLA	612-581-040	83710	SAN MATEO AVE	Additional Recycle	1	\$ 9.72	\$ 116.64
CITY OF COACHELLA	612-581-041	83713	SAN MATEO AVE	Trash Service	1	\$ 34.73	\$ 416.76
CITY OF COACHELLA	612-581-041	83713	SAN MATEO AVE	Additional Trash	1	\$ 9.72	\$ 116.64
CITY OF COACHELLA	612-581-042	83699	SAN MATEO AVE	Trash Service	1	\$ 34.73	\$ 416.76
CITY OF COACHELLA	612-581-043	83685	SAN MATEO AVE	Trash Service	1	\$ 34.73	\$ 416.76
CITY OF COACHELLA	612-581-043	83685	SAN MATEO AVE	Additional Trash	1	\$ 9.72	\$ 116.64
CITY OF COACHELLA	612-581-044	83671	SAN MATEO AVE	Trash Service	1	\$ 34.73	\$ 416.76
CITY OF COACHELLA	612-581-044	83671	SAN MATEO AVE	Additional Trash	1	\$ 9.72	\$ 116.64
CITY OF COACHELLA	612-581-045	83643	SAN MATEO AVE	Trash Service	1	\$ 34.73	\$ 416.76
CITY OF COACHELLA	612-581-046	83629	SAN MATEO AVE	Trash Service	1	\$ 34.73	\$ 416.76
CITY OF COACHELLA	612-581-047	83615	SAN MATEO AVE	Trash Service	1	\$ 34.73	\$ 416.76
CITY OF COACHELLA	612-581-048	83601	SAN MATEO AVE	Trash Service	1	\$ 34.73	\$ 416.76
CITY OF COACHELLA	612-581-049	83587	SAN MATEO AVE	Trash Service	1	\$ 34.73	\$ 416.76
CITY OF COACHELLA	612-581-049	83587	SAN MATEO AVE	Additional Trash	1	\$ 9.72	\$ 116.64
CITY OF COACHELLA	612-581-050	83573	SAN MATEO AVE	Trash Service	1	\$ 34.73	\$ 416.76
CITY OF COACHELLA	612-581-051	83559	SAN MATEO AVE	Trash Service	1	\$ 34.73	\$ 416.76
CITY OF COACHELLA	612-582-001	83593	GLENDORA RIDGE AV	Trash Service	1	\$ 34.73	\$ 416.76
CITY OF COACHELLA	612-582-002	83579	GLENDORA RIDGE AV	Trash Service	1	\$ 34.73	\$ 416.76
CITY OF COACHELLA	612-582-003	83565	GLENDORA RIDGE AV	Trash Service	1	\$ 34.73	\$ 416.76
CITY OF COACHELLA	612-582-004	83551	GLENDORA RIDGE AV	Trash Service	1	\$ 34.73	\$ 416.76
CITY OF COACHELLA	612-582-005	83537	GLENDORA RIDGE AV	Trash Service	1	\$ 34.73	\$ 416.76
CITY OF COACHELLA	612-582-005	83537	GLENDORA RIDGE AV	Additional Trash	1	\$ 9.72	\$ 116.64
CITY OF COACHELLA	612-582-006	48677	CHIRIACO SUMMIT ST	Trash Service	1	\$ 34.73	\$ 416.76
CITY OF COACHELLA	612-582-006	48677	CHIRIACO SUMMIT ST	Additional Trash	1	\$ 9.72	\$ 116.64
CITY OF COACHELLA	612-582-007	48651	CHIRIACO SUMMIT ST	Trash Service	1	\$ 34.73	\$ 416.76



### City of Coachella proposed 2024-25 Tax File

Customer Name	Parcel #	Address	Street	Service Level	Units	Total Monthly Rate	Total Annual Rate
CITY OF COACHELLA	612-582-007	48651	CHIRIACO SUMMIT ST	Additional Trash	1	\$ 9.72	\$ 116.64
CITY OF COACHELLA	612-582-008	48648	CHARLTON PEAK ST	Trash Service	1	\$ 34.73	\$ 416.76
CITY OF COACHELLA	612-582-009	48674	CHARLTON PEAK ST	Trash Service	1	\$ 34.73	\$ 416.76
CITY OF COACHELLA	612-582-010	48700	CHARLTON PEAK ST	Trash Service	1	\$ 34.73	\$ 416.76
CITY OF COACHELLA	612-582-011	48726	CHARLTON PEAK ST	Trash Service	1	\$ 34.73	\$ 416.76
CITY OF COACHELLA	612-582-012	83502	MECCA HILLS AVE	Trash Service	1	\$ 34.73	\$ 416.76
CITY OF COACHELLA	612-582-013	83516	MECCA HILLS AVE	Trash Service	1	\$ 34.73	\$ 416.76
CITY OF COACHELLA	612-582-014	83530	MECCA HILLS AVE	Trash Service	1	\$ 34.73	\$ 416.76
CITY OF COACHELLA	612-582-015	83544	MECCA HILLS AVE	Trash Service	1	\$ 34.73	\$ 416.76
CITY OF COACHELLA	612-582-016	83558	MECCA HILLS AVE	Trash Service	1	\$ 34.73	\$ 416.76
CITY OF COACHELLA	612-582-017	83572	MECCA HILLS AVE	Trash Service	1	\$ 34.73	\$ 416.76
CITY OF COACHELLA	612-582-018	83586	MECCA HILLS AVE	Trash Service	1	\$ 34.73	\$ 416.76
CITY OF COACHELLA	612-582-019	83600	MECCA HILLS AVE	Trash Service	1	\$ 34.73	\$ 416.76
CITY OF COACHELLA	612-582-019	83600	MECCA HILLS AVE	Additional Trash	1	\$ 9.72	\$ 116.64
CITY OF COACHELLA	612-583-001	48675	CHARLTON PEAK ST	Trash Service	1	\$ 34.73	\$ 416.76
CITY OF COACHELLA	612-583-002	48701	CHARLTON PEAK ST	Trash Service	1	\$ 34.73	\$ 416.76
CITY OF COACHELLA	612-583-003	48727	CHARLTON PEAK ST	Trash Service	1	\$ 34.73	\$ 416.76
CITY OF COACHELLA	612-583-004	48753	CHARLTON PEAK ST	Trash Service	1	\$ 34.73	\$ 416.76
CITY OF COACHELLA	612-583-004	48753	CHARLTON PEAK ST	Additional Trash	1	\$ 9.72	\$ 116.64
CITY OF COACHELLA	612-583-005	48779	CHARLTON PEAK ST	Trash Service	1	\$ 34.73	\$ 416.76
CITY OF COACHELLA	612-583-006	48805	CHARLTON PEAK ST	Trash Service	1	\$ 34.73	\$ 416.76
CITY OF COACHELLA	612-583-006	48805	CHARLTON PEAK ST	Additional Recycle	1	\$ 9.72	\$ 116.64
CITY OF COACHELLA	612-583-006	48805	CHARLTON PEAK ST	Additional Trash	3	\$ 29.16	\$ 349.92
CITY OF COACHELLA	612-583-007	48831	CHARLTON PEAK ST	Trash Service	1	\$ 34.73	\$ 416.76
CITY OF COACHELLA	612-583-007	48831	CHARLTON PEAK ST	Additional Trash	3	\$ 29.16	\$ 349.92
CITY OF COACHELLA	612-583-008	48857	CHARLTON PEAK ST	Trash Service	1	\$ 34.73	\$ 416.76
CITY OF COACHELLA	612-583-009	48883	CHARLTON PEAK ST	Trash Service	1	\$ 34.73	\$ 416.76
CITY OF COACHELLA	612-583-010	48909	CHARLTON PEAK ST	Trash Service	1	\$ 34.73	\$ 416.76
CITY OF COACHELLA	612-583-010	48909	CHARLTON PEAK ST	Additional Trash	1	\$ 9.72	\$ 116.64
CITY OF COACHELLA	612-583-011	48935	CHARLTON PEAK ST	Trash Service	1	\$ 34.73	\$ 416.76
CITY OF COACHELLA	612-583-012	83503	SAN MATEO AVE	Trash Service	1	\$ 34.73	\$ 416.76
CITY OF COACHELLA	612-583-012	83503	SAN MATEO AVE	Additional Trash	2	\$ 19.44	\$ 233.28
CITY OF COACHELLA	612-583-012	83503	SAN MATEO AVE	Additional Recycle	1	\$ 9.72	\$ 116.64

### City of Coachella proposed 2024-25 Tax File

Customer Name	Parcel #	Address	Street	Service Level	Units	Total Monthly Rate	Total Annual Rate
CITY OF COACHELLA	612-583-013	83517	SAN MATEO AVE	Trash Service	1	\$ 34.73	\$ 416.76
CITY OF COACHELLA	612-583-014	83531	SAN MATEO AVE	Trash Service	1	\$ 34.73	\$ 416.76
CITY OF COACHELLA	612-583-015	83545	SAN MATEO AVE	Trash Service	1	\$ 34.73	\$ 416.76
CITY OF COACHELLA	612-584-001	83599	MECCA HILLS AVE	Trash Service	1	\$ 34.73	\$ 416.76
CITY OF COACHELLA	612-584-002	83585	MECCA HILLS AVE	Trash Service	1	\$ 34.73	\$ 416.76
CITY OF COACHELLA	612-584-003	83571	MECCA HILLS AVE	Trash Service	1	\$ 34.73	\$ 416.76
CITY OF COACHELLA	612-584-004	83557	MECCA HILLS AVE	Trash Service	1	\$ 34.73	\$ 416.76
CITY OF COACHELLA	612-584-005	83543	MECCA HILLS AVE	Trash Service	1	\$ 34.73	\$ 416.76
CITY OF COACHELLA	612-584-006	83529	MECCA HILLS AVE	Trash Service	1	\$ 34.73	\$ 416.76
CITY OF COACHELLA	612-584-007	83515	MECCA HILLS AVE	Trash Service	1	\$ 34.73	\$ 416.76
CITY OF COACHELLA	612-584-008	83501	MECCA HILLS AVE	Trash Service	1	\$ 34.73	\$ 416.76
CITY OF COACHELLA	612-584-009	83502	SAN MATEO AVE	Trash Service	1	\$ 34.73	\$ 416.76
CITY OF COACHELLA	612-584-010	83516	SAN MATEO AVE	Trash Service	1	\$ 34.73	\$ 416.76
CITY OF COACHELLA	612-584-011	83530	SAN MATEO AVE	Trash Service	1	\$ 34.73	\$ 416.76
CITY OF COACHELLA	612-584-012	83544	SAN MATEO AVE	Trash Service	1	\$ 34.73	\$ 416.76
CITY OF COACHELLA	612-584-012	83544	SAN MATEO AVE	Additional Trash	1	\$ 9.72	\$ 116.64
CITY OF COACHELLA	612-584-013	83558	SAN MATEO AVE	Trash Service	1	\$ 34.73	\$ 416.76
CITY OF COACHELLA	612-584-014	83572	SAN MATEO AVE	Trash Service	1	\$ 34.73	\$ 416.76
CITY OF COACHELLA	612-584-015	83586	SAN MATEO AVE	Trash Service	1	\$ 34.73	\$ 416.76
CITY OF COACHELLA	612-584-016	83600	SAN MATEO AVE	Trash Service	1	\$ 34.73	\$ 416.76
CITY OF COACHELLA	612-590-001	83496	PLUMA AZUL CT	Trash Service	1	\$ 34.73	\$ 416.76
CITY OF COACHELLA	612-590-001	83496	PLUMA AZUL CT	Additional Recycle	1	\$ 9.72	\$ 116.64
CITY OF COACHELLA	612-590-001	83496	PLUMA AZUL CT	Additional Trash	1	\$ 9.72	\$ 116.64
CITY OF COACHELLA	612-590-002	83482	PLUMA AZUL CT	Trash Service	1	\$ 34.73	\$ 416.76
CITY OF COACHELLA	612-590-003	83468	PLUMA AZUL CT	Trash Service	1	\$ 34.73	\$ 416.76
CITY OF COACHELLA	612-590-004	83454	PLUMA AZUL CT	Trash Service	1	\$ 34.73	\$ 416.76
CITY OF COACHELLA	612-590-005	83440	PLUMA AZUL CT	Trash Service	1	\$ 34.73	\$ 416.76
CITY OF COACHELLA	612-590-005	83440	PLUMA AZUL CT	Additional Trash	2	\$ 19.44	\$ 233.28
CITY OF COACHELLA	612-590-006	83426	PLUMA AZUL CT	Trash Service	1	\$ 34.73	\$ 416.76
CITY OF COACHELLA	612-590-006	83426	PLUMA AZUL CT	Additional Recycle	1	\$ 9.72	\$ 116.64
CITY OF COACHELLA	612-590-007	83412	PLUMA AZUL CT	Trash Service	1	\$ 34.73	\$ 416.76
CITY OF COACHELLA	612-590-007	83412	PLUMA AZUL CT	Additional Trash	1	\$ 9.72	\$ 116.64
CITY OF COACHELLA	612-590-008	83398	PLUMA AZUL CT	Trash Service	1	\$ 34.73	\$ 416.76

### City of Coachella proposed 2024-25 Tax File

Customer Name	Parcel #	Address	Street	Service Level	Units	Total Monthly Rate	Total Annual Rate
CITY OF COACHELLA	612-590-009	83384	PLUMA AZUL CT	Trash Service	1	\$ 34.73	\$ 416.76
CITY OF COACHELLA	612-590-010	83370	PLUMA AZUL CT	Trash Service	1	\$ 34.73	\$ 416.76
CITY OF COACHELLA	612-590-011	83356	PLUMA AZUL CT	Trash Service	1	\$ 34.73	\$ 416.76
CITY OF COACHELLA	612-590-012	83342	PLUMA AZUL CT	Trash Service	1	\$ 34.73	\$ 416.76
CITY OF COACHELLA	612-590-013	83328	PLUMA AZUL CT	Trash Service	1	\$ 34.73	\$ 416.76
CITY OF COACHELLA	612-590-014	83314	PLUMA AZUL CT	Trash Service	1	\$ 34.73	\$ 416.76
CITY OF COACHELLA	612-590-014	83314	PLUMA AZUL CT	Additional Trash	1	\$ 9.72	\$ 116.64
CITY OF COACHELLA	612-590-015	49057	PLUMA BLANCA PLC	Trash Service	1	\$ 34.73	\$ 416.76
CITY OF COACHELLA	612-590-016	49087	PLUMA BLANCA PLC	Trash Service	1	\$ 34.73	\$ 416.76
CITY OF COACHELLA	612-590-016	49087	PLUMA BLANCA PLC	Additional Trash	1	\$ 9.72	\$ 116.64
CITY OF COACHELLA	612-590-017	49117	PLUMA BLANCA PLC	Trash Service	1	\$ 34.73	\$ 416.76
CITY OF COACHELLA	612-590-017	49117	PLUMA BLANCA PLC	Additional Trash	1	\$ 9.72	\$ 116.64
CITY OF COACHELLA	612-590-018	49132	PLUMA VERDE PLC	Trash Service	1	\$ 34.73	\$ 416.76
CITY OF COACHELLA	612-590-019	49102	PLUMA VERDE PLC	Trash Service	1	\$ 34.73	\$ 416.76
CITY OF COACHELLA	612-590-019	49102	PLUMA VERDE PLC	Additional Trash	1	\$ 9.72	\$ 116.64
CITY OF COACHELLA	612-590-020	49072	PLUMA VERDE PLC	Trash Service	1	\$ 34.73	\$ 416.76
CITY OF COACHELLA	612-590-020	49072	PLUMA VERDE PLC	Yard Service	1	\$ 11.50	\$ 138.00
CITY OF COACHELLA	612-590-021	49042	PLUMA VERDE PLC	Trash Service	1	\$ 34.73	\$ 416.76
CITY OF COACHELLA	612-590-021	49042	PLUMA VERDE PLC	Additional Trash	2	\$ 19.44	\$ 233.28
CITY OF COACHELLA	612-590-022	49011	PLUMA VERDE PLC	Trash Service	1	\$ 34.73	\$ 416.76
CITY OF COACHELLA	612-590-022	49011	PLUMA VERDE PLC	Additional Trash	1	\$ 9.72	\$ 116.64
CITY OF COACHELLA	612-590-023	49041	PLUMA VERDE PLC	Trash Service	1	\$ 34.73	\$ 416.76
CITY OF COACHELLA	612-590-023	49041	PLUMA VERDE PLC	Additional Trash	1	\$ 9.72	\$ 116.64
CITY OF COACHELLA	612-590-024	49073	PLUMA VERDE PLC	Trash Service	1	\$ 34.73	\$ 416.76
CITY OF COACHELLA	612-590-025	49103	PLUMA VERDE PLC	Trash Service	1	\$ 34.73	\$ 416.76
CITY OF COACHELLA	612-590-025	49103	PLUMA VERDE PLC	Additional Trash	1	\$ 9.72	\$ 116.64
CITY OF COACHELLA	612-590-026	49133	PLUMA VERDE PLC	Trash Service	1	\$ 34.73	\$ 416.76
CITY OF COACHELLA	612-590-027	49163	PLUMA VERDE PLC	Trash Service	1	\$ 34.73	\$ 416.76
CITY OF COACHELLA	612-590-027	49163	PLUMA VERDE PLC	Additional Trash	1	\$ 9.72	\$ 116.64
CITY OF COACHELLA	612-590-028	49193	PLUMA VERDE PLC	Trash Service	1	\$ 34.73	\$ 416.76
CITY OF COACHELLA	612-590-029	49223	PLUMA VERDE PLC	Trash Service	1	\$ 34.73	\$ 416.76
CITY OF COACHELLA	612-590-029	49223	PLUMA VERDE PLC	Additional Trash	1	\$ 9.72	\$ 116.64
CITY OF COACHELLA	612-590-030	49253	PLUMA VERDE PLC	Trash Service	1	\$ 34.73	\$ 416.76

### City of Coachella proposed 2024-25 Tax File

Customer Name	Parcel #	Address	Street	Service Level	Units	Total Monthly Rate	Total Annual Rate
CITY OF COACHELLA	612-590-030	49253	PLUMA VERDE PLC	Additional Trash	1	\$ 9.72	\$ 116.64
CITY OF COACHELLA	612-590-031	49283	PLUMA VERDE PLC	Trash Service	1	\$ 34.73	\$ 416.76
CITY OF COACHELLA	612-590-031	49283	PLUMA VERDE PLC	Additional Trash	1	\$ 9.72	\$ 116.64
CITY OF COACHELLA	612-590-032	49282	PLUMA VERDE PLC	Trash Service	1	\$ 34.73	\$ 416.76
CITY OF COACHELLA	612-590-032	49282	PLUMA VERDE PLC	Additional Trash	2	\$ 19.44	\$ 233.28
CITY OF COACHELLA	612-590-032	49282	PLUMA VERDE PLC	Yard Service	3	\$ 34.50	\$ 414.00
CITY OF COACHELLA	612-590-033	49252	PLUMA VERDE PLC	Trash Service	1	\$ 34.73	\$ 416.76
CITY OF COACHELLA	612-590-033	49252	PLUMA VERDE PLC	Additional Trash	1	\$ 9.72	\$ 116.64
CITY OF COACHELLA	612-590-034	49222	PLUMA VERDE PLC	Trash Service	1	\$ 34.73	\$ 416.76
CITY OF COACHELLA	612-590-034	49222	PLUMA VERDE PLC	Additional Trash	1	\$ 9.72	\$ 116.64
CITY OF COACHELLA	612-590-034	49222	PLUMA VERDE PLC	Additional Recycle	1	\$ 9.72	\$ 116.64
CITY OF COACHELLA	612-590-035	49192	PLUMA VERDE PLC	Trash Service	1	\$ 34.73	\$ 416.76
CITY OF COACHELLA	612-590-035	49192	PLUMA VERDE PLC	Additional Trash	1	\$ 9.72	\$ 116.64
CITY OF COACHELLA	612-590-036	49177	PLUMA BLANCA PLC	Trash Service	1	\$ 34.73	\$ 416.76
CITY OF COACHELLA	612-590-037	49207	PLUMA BLANCA PLC	Trash Service	1	\$ 34.73	\$ 416.76
CITY OF COACHELLA	612-590-037	49207	PLUMA BLANCA PLC	Additional Trash	1	\$ 9.72	\$ 116.64
CITY OF COACHELLA	612-590-038	49237	PLUMA BLANCA PLC	Trash Service	1	\$ 34.73	\$ 416.76
CITY OF COACHELLA	612-590-039	83315	PLUMA DORADA CT	Trash Service	1	\$ 34.73	\$ 416.76
CITY OF COACHELLA	612-590-040	83329	PLUMA DORADA CT	Trash Service	1	\$ 34.73	\$ 416.76
CITY OF COACHELLA	612-590-040	83329	PLUMA DORADA CT	Additional Recycle	1	\$ 9.72	\$ 116.64
CITY OF COACHELLA	612-590-040	83329	PLUMA DORADA CT	Additional Trash	1	\$ 9.72	\$ 116.64
CITY OF COACHELLA	612-590-041	83343	PLUMA DORADA CT	Trash Service	1	\$ 34.73	\$ 416.76
CITY OF COACHELLA	612-590-041	83343	PLUMA DORADA CT	Additional Trash	1	\$ 9.72	\$ 116.64
CITY OF COACHELLA	612-590-042	83357	PLUMA DORADA CT	Trash Service	1	\$ 34.73	\$ 416.76
CITY OF COACHELLA	612-590-042	83357	PLUMA DORADA CT	Additional Trash	2	\$ 19.44	\$ 233.28
CITY OF COACHELLA	612-590-042	83357	PLUMA DORADA CT	Additional Recycle	1	\$ 9.72	\$ 116.64
CITY OF COACHELLA	612-590-042	83357	PLUMA DORADA CT	Additional Recycle	1	\$ 9.72	\$ 116.64
CITY OF COACHELLA	612-590-043	83371	PLUMA DORADA CT	Trash Service	1	\$ 34.73	\$ 416.76
CITY OF COACHELLA	612-590-044	83385	PLUMA DORADA CT	Trash Service	1	\$ 34.73	\$ 416.76
CITY OF COACHELLA	612-590-044	83385	PLUMA DORADA CT	Additional Trash	1	\$ 9.72	\$ 116.64
CITY OF COACHELLA	612-590-045	83399	PLUMA DORADA CT	Trash Service	1	\$ 34.73	\$ 416.76
CITY OF COACHELLA	612-590-046	83413	PLUMA DORADA CT	Trash Service	1	\$ 34.73	\$ 416.76
CITY OF COACHELLA	612-590-047	83427	PLUMA DORADA CT	Trash Service	1	\$ 34.73	\$ 416.76

### City of Coachella proposed 2024-25 Tax File

Customer Name	Parcel #	Address	Street	Service Level	Units	Total Monthly Rate	Total Annual Rate
CITY OF COACHELLA	612-590-048	83441	PLUMA DORADA CT	Trash Service	1	\$ 34.73	\$ 416.76
CITY OF COACHELLA	612-590-049	83455	PLUMA DORADA CT	Trash Service	1	\$ 34.73	\$ 416.76
CITY OF COACHELLA	612-590-049	83455	PLUMA DORADA CT	Additional Trash	1	\$ 9.72	\$ 116.64
CITY OF COACHELLA	612-590-050	83469	PLUMA DORADA CT	Trash Service	1	\$ 34.73	\$ 416.76
CITY OF COACHELLA	612-590-051	83483	PLUMA DORADA CT	Trash Service	1	\$ 34.73	\$ 416.76
CITY OF COACHELLA	612-590-051	83483	PLUMA DORADA CT	Additional Trash	1	\$ 9.72	\$ 116.64
CITY OF COACHELLA	612-590-051	83483	PLUMA DORADA CT	Additional Recycle	1	\$ 9.72	\$ 116.64
CITY OF COACHELLA	612-591-001	49220	PLUMA BLANCA PLC	Trash Service	1	\$ 34.73	\$ 416.76
CITY OF COACHELLA	612-591-002	49190	PLUMA BLANCA PLC	Trash Service	1	\$ 34.73	\$ 416.76
CITY OF COACHELLA	612-591-003	49160	PLUMA BLANCA PLC	Trash Service	1	\$ 34.73	\$ 416.76
CITY OF COACHELLA	612-591-003	49160	PLUMA BLANCA PLC	Additional Trash	1	\$ 9.72	\$ 116.64
CITY OF COACHELLA	612-591-004	49130	PLUMA BLANCA PLC	Trash Service	1	\$ 34.73	\$ 416.76
CITY OF COACHELLA	612-591-004	49130	PLUMA BLANCA PLC	Additional Recycle	1	\$ 9.72	\$ 116.64
CITY OF COACHELLA	612-591-004	49130	PLUMA BLANCA PLC	Additional Trash	1	\$ 9.72	\$ 116.64
CITY OF COACHELLA	612-591-005	49100	PLUMA BLANCA PLC	Trash Service	1	\$ 34.73	\$ 416.76
CITY OF COACHELLA	612-591-005	49100	PLUMA BLANCA PLC	Additional Trash	1	\$ 9.72	\$ 116.64
CITY OF COACHELLA	612-591-006	49070	PLUMA BLANCA PLC	Trash Service	1	\$ 34.73	\$ 416.76
CITY OF COACHELLA	612-591-007	49067	PLUMA ROJA PLC	Trash Service	1	\$ 34.73	\$ 416.76
CITY OF COACHELLA	612-591-008	49097	PLUMA ROJA PLC	Trash Service	1	\$ 34.73	\$ 416.76
CITY OF COACHELLA	612-591-009	49127	PLUMA ROJA PLC	Trash Service	1	\$ 34.73	\$ 416.76
CITY OF COACHELLA	612-591-009	49127	PLUMA ROJA PLC	Additional Trash	1	\$ 9.72	\$ 116.64
CITY OF COACHELLA	612-591-010	49157	PLUMA ROJA PLC	Trash Service	1	\$ 34.73	\$ 416.76
CITY OF COACHELLA	612-591-010	49157	PLUMA ROJA PLC	Additional Trash	2	\$ 19.44	\$ 233.28
CITY OF COACHELLA	612-591-011	49187	PLUMA ROJA PLC	Trash Service	1	\$ 34.73	\$ 416.76
CITY OF COACHELLA	612-591-012	49217	PLUMA ROJA PLC	Trash Service	1	\$ 34.73	\$ 416.76
CITY OF COACHELLA	612-592-001	49216	PLUMA ROJA PLC	Trash Service	1	\$ 34.73	\$ 416.76
CITY OF COACHELLA	612-592-002	49186	PLUMA ROJA PLC	Trash Service	1	\$ 34.73	\$ 416.76
CITY OF COACHELLA	612-592-003	49156	PLUMA ROJA PLC	Trash Service	1	\$ 34.73	\$ 416.76
CITY OF COACHELLA	612-592-003	49156	PLUMA ROJA PLC	Additional Trash	1	\$ 9.72	\$ 116.64
CITY OF COACHELLA	612-592-004	49126	PLUMA ROJA PLC	Trash Service	1	\$ 34.73	\$ 416.76
CITY OF COACHELLA	612-592-005	49096	PLUMA ROJA PLC	Trash Service	1	\$ 34.73	\$ 416.76
CITY OF COACHELLA	612-592-006	49066	PLUMA ROJA PLC	Trash Service	1	\$ 34.73	\$ 416.76
CITY OF COACHELLA	612-592-007	49069	PLUMA GRIS PLC	Trash Service	1	\$ 34.73	\$ 416.76

### City of Coachella proposed 2024-25 Tax File

Customer Name	Parcel #	Address	Street	Service Level	Units	Total Monthly Rate	Total Annual Rate
CITY OF COACHELLA	612-592-008	49099	PLUMA GRIS PLC	Trash Service	1	\$ 34.73	\$ 416.76
CITY OF COACHELLA	612-592-009	49129	PLUMA GRIS PLC	Trash Service	1	\$ 34.73	\$ 416.76
CITY OF COACHELLA	612-592-010	49159	PLUMA GRIS PLC	Trash Service	1	\$ 34.73	\$ 416.76
CITY OF COACHELLA	612-592-010	49159	PLUMA GRIS PLC	Additional Trash	1	\$ 9.72	\$ 116.64
CITY OF COACHELLA	612-592-011	49189	PLUMA GRIS PLC	Trash Service	1	\$ 34.73	\$ 416.76
CITY OF COACHELLA	612-592-012	49219	PLUMA GRIS PLC	Trash Service	1	\$ 34.73	\$ 416.76
CITY OF COACHELLA	612-592-012	49219	PLUMA GRIS PLC	Additional Trash	1	\$ 9.72	\$ 116.64
CITY OF COACHELLA	612-593-001	49218	PLUMA GRIS PLC	Trash Service	1	\$ 34.73	\$ 416.76
CITY OF COACHELLA	612-593-001	49218	PLUMA GRIS PLC	Additional Trash	2	\$ 19.44	\$ 233.28
CITY OF COACHELLA	612-593-002	49188	PLUMA GRIS PLC	Trash Service	1	\$ 34.73	\$ 416.76
CITY OF COACHELLA	612-593-002	49188	PLUMA GRIS PLC	Additional Recycle	1	\$ 9.72	\$ 116.64
CITY OF COACHELLA	612-593-003	49158	PLUMA GRIS PLC	Trash Service	1	\$ 34.73	\$ 416.76
CITY OF COACHELLA	612-593-004	49128	PLUMA GRIS PLC	Trash Service	1	\$ 34.73	\$ 416.76
CITY OF COACHELLA	612-593-005	49098	PLUMA GRIS PLC	Trash Service	1	\$ 34.73	\$ 416.76
CITY OF COACHELLA	612-593-006	49068	PLUMA GRIS PLC	Trash Service	1	\$ 34.73	\$ 416.76
CITY OF COACHELLA	612-593-007	49071	PLUMA AMARILLA PL	Trash Service	1	\$ 34.73	\$ 416.76
CITY OF COACHELLA	612-593-008	49101	PLUMA AMARILLA PL	Trash Service	1	\$ 34.73	\$ 416.76
CITY OF COACHELLA	612-593-009	49131	PLUMA AMARILLA PL	Trash Service	1	\$ 34.73	\$ 416.76
CITY OF COACHELLA	612-593-009	49131	PLUMA AMARILLA PL	Additional Trash	1	\$ 9.72	\$ 116.64
CITY OF COACHELLA	612-593-010	49161	PLUMA AMARILLA PL	Trash Service	1	\$ 34.73	\$ 416.76
CITY OF COACHELLA	612-593-011	49191	PLUMA AMARILLA PL	Trash Service	1	\$ 34.73	\$ 416.76
CITY OF COACHELLA	612-593-012	49221	PLUMA AMARILLA PL	Trash Service	1	\$ 34.73	\$ 416.76
CITY OF COACHELLA	612-593-012	49221	PLUMA AMARILLA PL	Additional Trash	1	\$ 9.72	\$ 116.64
CITY OF COACHELLA	612-600-001	83847	AVE VERANO	Trash Service	1	\$ 34.73	\$ 416.76
CITY OF COACHELLA	612-600-001	83847	AVE VERANO	Additional Trash	1	\$ 9.72	\$ 116.64
CITY OF COACHELLA	612-600-002	83833	AVE VERANO	Trash Service	1	\$ 34.73	\$ 416.76
CITY OF COACHELLA	612-600-002	83833	AVE VERANO	Additional Trash	2	\$ 19.44	\$ 233.28
CITY OF COACHELLA	612-600-003	83819	AVE VERANO	Trash Service	1	\$ 34.73	\$ 416.76
CITY OF COACHELLA	612-600-004	83805	AVE VERANO	Trash Service	1	\$ 34.73	\$ 416.76
CITY OF COACHELLA	612-600-004	83805	AVE VERANO	Additional Trash	1	\$ 9.72	\$ 116.64
CITY OF COACHELLA	612-600-005	83791	AVE VERANO	Trash Service	1	\$ 34.73	\$ 416.76
CITY OF COACHELLA	612-600-006	83777	AVE VERANO	Trash Service	1	\$ 34.73	\$ 416.76
CITY OF COACHELLA	612-600-007	83763	AVE VERANO	Trash Service	1	\$ 34.73	\$ 416.76

### City of Coachella proposed 2024-25 Tax File

Customer Name	Parcel #	Address	Street	Service Level	Units	Total Monthly Rate	Total Annual Rate
CITY OF COACHELLA	612-600-008	83749	AVE VERANO	Trash Service	1	\$ 34.73	\$ 416.76
CITY OF COACHELLA	612-600-008	83749	AVE VERANO	Additional Trash	1	\$ 9.72	\$ 116.64
CITY OF COACHELLA	612-600-009	49990	CALLE OCASO	Trash Service	1	\$ 34.73	\$ 416.76
CITY OF COACHELLA	612-600-009	49990	CALLE OCASO	Additional Trash	1	\$ 9.72	\$ 116.64
CITY OF COACHELLA	612-600-010	49978	CALLE OCASO	Trash Service	1	\$ 34.73	\$ 416.76
CITY OF COACHELLA	612-600-010	49978	CALLE OCASO	Additional Trash	1	\$ 9.72	\$ 116.64
CITY OF COACHELLA	612-600-011	49960	CALLE OCASO	Trash Service	1	\$ 34.73	\$ 416.76
CITY OF COACHELLA	612-600-011	49960	CALLE OCASO	Additional Trash	1	\$ 9.72	\$ 116.64
CITY OF COACHELLA	612-600-012	49930	CALLE OCASO	Trash Service	1	\$ 34.73	\$ 416.76
CITY OF COACHELLA	612-600-012	49930	CALLE OCASO	Additional Trash	1	\$ 9.72	\$ 116.64
CITY OF COACHELLA	612-600-013	49900	CALLE OCASO	Trash Service	1	\$ 34.73	\$ 416.76
CITY OF COACHELLA	612-600-013	49900	CALLE OCASO	Additional Trash	1	\$ 9.72	\$ 116.64
CITY OF COACHELLA	612-600-014	49870	CALLE OCASO	Trash Service	1	\$ 34.73	\$ 416.76
CITY OF COACHELLA	612-600-014	49870	CALLE OCASO	Additional Trash	1	\$ 9.72	\$ 116.64
CITY OF COACHELLA	612-600-015	49840	CALLE OCASO	Trash Service	1	\$ 34.73	\$ 416.76
CITY OF COACHELLA	612-600-016	49810	CALLE OCASO	Trash Service	1	\$ 34.73	\$ 416.76
CITY OF COACHELLA	612-600-017	49780	CALLE OCASO	Trash Service	1	\$ 34.73	\$ 416.76
CITY OF COACHELLA	612-600-018	49774	CALLE OCASO	Trash Service	1	\$ 34.73	\$ 416.76
CITY OF COACHELLA	612-601-001	49781	CALLE EL SOL	Trash Service	1	\$ 34.73	\$ 416.76
CITY OF COACHELLA	612-601-002	49811	CALLE EL SOL	Trash Service	1	\$ 34.73	\$ 416.76
CITY OF COACHELLA	612-601-003	49841	CALLE EL SOL	Trash Service	1	\$ 34.73	\$ 416.76
CITY OF COACHELLA	612-601-004	49871	CALLE EL SOL	Trash Service	1	\$ 34.73	\$ 416.76
CITY OF COACHELLA	612-601-005	49901	CALLE EL SOL	Trash Service	1	\$ 34.73	\$ 416.76
CITY OF COACHELLA	612-601-006	49931	CALLE EL SOL	Trash Service	1	\$ 34.73	\$ 416.76
CITY OF COACHELLA	612-601-007	49961	CALLE EL SOL	Trash Service	1	\$ 34.73	\$ 416.76
CITY OF COACHELLA	612-602-001	83948	AVE VERANO	Trash Service	1	\$ 34.73	\$ 416.76
CITY OF COACHELLA	612-602-002	83934	AVE VERANO	Trash Service	1	\$ 34.73	\$ 416.76
CITY OF COACHELLA	612-602-003	83920	AVE VERANO	Trash Service	1	\$ 34.73	\$ 416.76
CITY OF COACHELLA	612-602-004	83906	AVE VERANO	Trash Service	1	\$ 34.73	\$ 416.76
CITY OF COACHELLA	612-602-004	83906	AVE VERANO	Yard Service	1	\$ 11.50	\$ 138.00
CITY OF COACHELLA	612-602-005	83892	AVE VERANO	Trash Service	1	\$ 34.73	\$ 416.76
CITY OF COACHELLA	612-602-006	83878	AVE VERANO	Trash Service	1	\$ 34.73	\$ 416.76
CITY OF COACHELLA	612-602-007	83864	AVE VERANO	Trash Service	1	\$ 34.73	\$ 416.76



### City of Coachella proposed 2024-25 Tax File

Customer Name	Parcel #	Address	Street	Service Level	Units	Total Monthly Rate	Total Annual Rate
CITY OF COACHELLA	612-602-008	83850	AVE VERANO	Trash Service	1	\$ 34.73	\$ 416.76
CITY OF COACHELLA	612-602-009	83836	AVE VERANO	Trash Service	1	\$ 34.73	\$ 416.76
CITY OF COACHELLA	612-602-009	83836	AVE VERANO	Additional Trash	1	\$ 9.72	\$ 116.64
CITY OF COACHELLA	612-602-010	83822	AVE VERANO	Trash Service	1	\$ 34.73	\$ 416.76
CITY OF COACHELLA	612-602-010	83822	AVE VERANO	Additional Trash	1	\$ 9.72	\$ 116.64
CITY OF COACHELLA	612-602-011	83808	AVE VERANO	Trash Service	1	\$ 34.73	\$ 416.76
CITY OF COACHELLA	612-602-011	83808	AVE VERANO	Additional Trash	1	\$ 9.72	\$ 116.64
CITY OF COACHELLA	612-602-012	83794	AVE VERANO	Trash Service	1	\$ 34.73	\$ 416.76
CITY OF COACHELLA	612-602-012	83794	AVE VERANO	Additional Trash	1	\$ 9.72	\$ 116.64
CITY OF COACHELLA	612-602-013	83780	AVE VERANO	Trash Service	1	\$ 34.73	\$ 416.76
CITY OF COACHELLA	612-602-014	83766	AVE VERANO	Trash Service	1	\$ 34.73	\$ 416.76
CITY OF COACHELLA	612-602-015	83763	CORTE ECLIPSE	Trash Service	1	\$ 34.73	\$ 416.76
CITY OF COACHELLA	612-602-016	83777	CORTE ECLIPSE	Trash Service	1	\$ 34.73	\$ 416.76
CITY OF COACHELLA	612-602-017	83791	CORTE ECLIPSE	Trash Service	1	\$ 34.73	\$ 416.76
CITY OF COACHELLA	612-602-017	83791	CORTE ECLIPSE	Additional Trash	1	\$ 9.72	\$ 116.64
CITY OF COACHELLA	612-602-018	83805	CORTE ECLIPSE	Trash Service	1	\$ 34.73	\$ 416.76
CITY OF COACHELLA	612-602-018	83805	CORTE ECLIPSE	Additional Trash	1	\$ 9.72	\$ 116.64
CITY OF COACHELLA	612-602-019	83819	CORTE ECLIPSE	Trash Service	1	\$ 34.73	\$ 416.76
CITY OF COACHELLA	612-602-020	83833	CORTE ECLIPSE	Trash Service	1	\$ 34.73	\$ 416.76
CITY OF COACHELLA	612-602-020	83833	CORTE ECLIPSE	Additional Recycle	1	\$ 9.72	\$ 116.64
CITY OF COACHELLA	612-602-020	83833	CORTE ECLIPSE	Yard Service	2	\$ 23.00	\$ 276.00
CITY OF COACHELLA	612-602-021	83851	CORTE ECLIPSE	Trash Service	1	\$ 34.73	\$ 416.76
CITY OF COACHELLA	612-602-022	83865	CORTE EL ALBA	Trash Service	1	\$ 34.73	\$ 416.76
CITY OF COACHELLA	612-602-023	83879	CORTE EL ALBA	Trash Service	1	\$ 34.73	\$ 416.76
CITY OF COACHELLA	612-602-024	83893	CORTE EL ALBA	Trash Service	1	\$ 34.73	\$ 416.76
CITY OF COACHELLA	612-602-024	83893	CORTE EL ALBA	Additional Trash	1	\$ 9.72	\$ 116.64
CITY OF COACHELLA	612-602-025	83907	CORTE EL ALBA	Trash Service	1	\$ 34.73	\$ 416.76
CITY OF COACHELLA	612-602-025	83907	CORTE EL ALBA	Additional Trash	1	\$ 9.72	\$ 116.64
CITY OF COACHELLA	612-602-026	83921	CORTE EL ALBA	Trash Service	1	\$ 34.73	\$ 416.76
CITY OF COACHELLA	612-602-027	83935	CORTE EL ALBA	Trash Service	1	\$ 34.73	\$ 416.76
CITY OF COACHELLA	612-602-028	83949	CORTE EL ALBA	Trash Service	1	\$ 34.73	\$ 416.76
CITY OF COACHELLA	612-602-030	83948	CORTE EL ALBA	Trash Service	1	\$ 34.73	\$ 416.76
CITY OF COACHELLA	612-602-031	83934	CORTE EL ALBA	Trash Service	1	\$ 34.73	\$ 416.76

### City of Coachella proposed 2024-25 Tax File

Customer Name	Parcel #	Address	Street	Service Level	Units	Total Monthly Rate	Total Annual Rate
CITY OF COACHELLA	612-602-032	83920	CORTE EL ALBA	Trash Service	1	\$ 34.73	\$ 416.76
CITY OF COACHELLA	612-602-033	83906	CORTE EL ALBA	Trash Service	1	\$ 34.73	\$ 416.76
CITY OF COACHELLA	612-602-034	83892	CORTE EL ALBA	Trash Service	1	\$ 34.73	\$ 416.76
CITY OF COACHELLA	612-602-034	83892	CORTE EL ALBA	Additional Trash	1	\$ 9.72	\$ 116.64
CITY OF COACHELLA	612-602-035	83878	CORTE EL ALBA	Trash Service	1	\$ 34.73	\$ 416.76
CITY OF COACHELLA	612-602-036	83864	CORTE EL ALBA	Trash Service	1	\$ 34.73	\$ 416.76
CITY OF COACHELLA	612-602-036	83864	CORTE EL ALBA	Additional Trash	1	\$ 9.72	\$ 116.64
CITY OF COACHELLA	612-602-037	83850	CORTE ECLIPSE	Trash Service	1	\$ 34.73	\$ 416.76
CITY OF COACHELLA	612-602-038	83836	CORTE ECLIPSE	Trash Service	1	\$ 34.73	\$ 416.76
CITY OF COACHELLA	612-602-039	83822	CORTE ECLIPSE	Trash Service	1	\$ 34.73	\$ 416.76
CITY OF COACHELLA	612-602-040	83808	CORTE ECLIPSE	Trash Service	1	\$ 34.73	\$ 416.76
CITY OF COACHELLA	612-602-041	83794	CORTE ECLIPSE	Trash Service	1	\$ 34.73	\$ 416.76
CITY OF COACHELLA	612-602-042	83780	CORTE ECLIPSE	Trash Service	1	\$ 34.73	\$ 416.76
CITY OF COACHELLA	612-602-043	83766	CORTE ECLIPSE	Trash Service	1	\$ 34.73	\$ 416.76
CITY OF COACHELLA	612-602-043	83766	CORTE ECLIPSE	Additional Recycle	1	\$ 9.72	\$ 116.64
CITY OF COACHELLA	612-602-044	83763	CORTE ESTIVO	Trash Service	1	\$ 34.73	\$ 416.76
CITY OF COACHELLA	612-602-045	83777	CORTE ESTIVO	Trash Service	1	\$ 34.73	\$ 416.76
CITY OF COACHELLA	612-602-046	83791	CORTE ESTIVO	Trash Service	1	\$ 34.73	\$ 416.76
CITY OF COACHELLA	612-602-047	83805	CORTE ESTIVO	Trash Service	1	\$ 34.73	\$ 416.76
CITY OF COACHELLA	612-602-048	83819	CORTE ESTIVO	Trash Service	1	\$ 34.73	\$ 416.76
CITY OF COACHELLA	612-602-048	83819	CORTE ESTIVO	Additional Trash	1	\$ 9.72	\$ 116.64
CITY OF COACHELLA	612-602-049	83833	CORTE ESTIVO	Trash Service	1	\$ 34.73	\$ 416.76
CITY OF COACHELLA	612-602-050	83851	CORTE ESTIVO	Trash Service	1	\$ 34.73	\$ 416.76
CITY OF COACHELLA	612-602-051	83865	CORTE LA MORADA	Trash Service	1	\$ 34.73	\$ 416.76
CITY OF COACHELLA	612-602-052	83879	CORTE LA MORADA	Trash Service	1	\$ 34.73	\$ 416.76
CITY OF COACHELLA	612-602-052	83879	CORTE LA MORADA	Additional Recycle	1	\$ 9.72	\$ 116.64
CITY OF COACHELLA	612-602-053	83893	CORTE LA MORADA	Trash Service	1	\$ 34.73	\$ 416.76
CITY OF COACHELLA	612-602-054	83907	CORTE LA MORADA	Trash Service	1	\$ 34.73	\$ 416.76
CITY OF COACHELLA	612-602-055	83921	CORTE LA MORADA	Trash Service	1	\$ 34.73	\$ 416.76
CITY OF COACHELLA	612-602-056	83935	CORTE LA MORADA	Trash Service	1	\$ 34.73	\$ 416.76
CITY OF COACHELLA	612-602-057	83949	CORTE LA MORADA	Trash Service	1	\$ 34.73	\$ 416.76
CITY OF COACHELLA	612-610-001	49768	CALLE OCASO	Trash Service	1	\$ 34.73	\$ 416.76
CITY OF COACHELLA	612-610-002	49750	CALLE OCASO	Trash Service	1	\$ 34.73	\$ 416.76

### City of Coachella proposed 2024-25 Tax File

Customer Name	Parcel #	Address	Street	Service Level	Units	Total Monthly Rate	Total Annual Rate
CITY OF COACHELLA	612-610-002	49750	CALLE OCASO	Additional Recycle	1	\$ 9.72	\$ 116.64
CITY OF COACHELLA	612-610-002	49750	CALLE OCASO	Yard Service	1	\$ 11.50	\$ 138.00
CITY OF COACHELLA	612-610-003	49720	CALLE OCASO	Trash Service	1	\$ 34.73	\$ 416.76
CITY OF COACHELLA	612-610-004	49690	CALLE OCASO	Trash Service	1	\$ 34.73	\$ 416.76
CITY OF COACHELLA	612-610-004	49690	CALLE OCASO	Additional Trash	1	\$ 9.72	\$ 116.64
CITY OF COACHELLA	612-610-005	49660	CALLE OCASO	Trash Service	1	\$ 34.73	\$ 416.76
CITY OF COACHELLA	612-610-006	49630	CALLE OCASO	Trash Service	1	\$ 34.73	\$ 416.76
CITY OF COACHELLA	612-610-007	49600	CALLE OCASO	Trash Service	1	\$ 34.73	\$ 416.76
CITY OF COACHELLA	612-610-008	49590	CALLE OCASO	Trash Service	1	\$ 34.73	\$ 416.76
CITY OF COACHELLA	612-610-009	49540	CALLE OCASO	Trash Service	1	\$ 34.73	\$ 416.76
CITY OF COACHELLA	612-610-009	49540	CALLE OCASO	Additional Recycle	1	\$ 9.72	\$ 116.64
CITY OF COACHELLA	612-610-010	49510	CALLE OCASO	Trash Service	1	\$ 34.73	\$ 416.76
CITY OF COACHELLA	612-610-011	83762	AVE LA LUNA	Trash Service	1	\$ 34.73	\$ 416.76
CITY OF COACHELLA	612-610-012	83770	AVE LA LUNA	Trash Service	1	\$ 34.73	\$ 416.76
CITY OF COACHELLA	612-610-012	83770	AVE LA LUNA	Additional Trash	1	\$ 9.72	\$ 116.64
CITY OF COACHELLA	612-610-013	83790	AVE LA LUNA	Trash Service	1	\$ 34.73	\$ 416.76
CITY OF COACHELLA	612-610-013	83790	AVE LA LUNA	Additional Trash	1	\$ 9.72	\$ 116.64
CITY OF COACHELLA	612-610-014	83806	AVE LA LUNA	Trash Service	1	\$ 34.73	\$ 416.76
CITY OF COACHELLA	612-610-015	83820	AVE LA LUNA	Trash Service	1	\$ 34.73	\$ 416.76
CITY OF COACHELLA	612-610-016	83836	AVE LA LUNA	Trash Service	1	\$ 34.73	\$ 416.76
CITY OF COACHELLA	612-610-017	83848	AVE LA LUNA	Trash Service	1	\$ 34.73	\$ 416.76
CITY OF COACHELLA	612-610-018	83864	AVE LA LUNA	Trash Service	1	\$ 34.73	\$ 416.76
CITY OF COACHELLA	612-610-019	83878	AVE LA LUNA	Trash Service	1	\$ 34.73	\$ 416.76
CITY OF COACHELLA	612-610-020	83892	AVE LA LUNA	Trash Service	1	\$ 34.73	\$ 416.76
CITY OF COACHELLA	612-610-021	83920	AVE LA LUNA	Trash Service	1	\$ 34.73	\$ 416.76
CITY OF COACHELLA	612-610-021	83920	AVE LA LUNA	Additional Trash	1	\$ 9.72	\$ 116.64
CITY OF COACHELLA	612-610-022	83934	AVE LA LUNA	Trash Service	1	\$ 34.73	\$ 416.76
CITY OF COACHELLA	612-610-023	83948	AVE LA LUNA	Trash Service	1	\$ 34.73	\$ 416.76
CITY OF COACHELLA	612-610-024	83962	AVE LA LUNA	Trash Service	1	\$ 34.73	\$ 416.76
CITY OF COACHELLA	612-610-025	49481	CALLE EL SOL	Trash Service	1	\$ 34.73	\$ 416.76
CITY OF COACHELLA	612-610-026	49511	CALLE EL SOL	Trash Service	1	\$ 34.73	\$ 416.76
CITY OF COACHELLA	612-610-026	49511	CALLE EL SOL	Additional Trash	1	\$ 9.72	\$ 116.64
CITY OF COACHELLA	612-610-027	49541	CALLE EL SOL	Trash Service	1	\$ 34.73	\$ 416.76

### City of Coachella proposed 2024-25 Tax File

Customer Name	Parcel #	Address	Street	Service Level	Units	Total Monthly Rate	Total Annual Rate
CITY OF COACHELLA	612-610-028	49571	CALLE EL SOL	Trash Service	1	\$ 34.73	\$ 416.76
CITY OF COACHELLA	612-610-029	49601	CALLE EL SOL	Trash Service	1	\$ 34.73	\$ 416.76
CITY OF COACHELLA	612-610-029	49601	CALLE EL SOL	Additional Trash	1	\$ 9.72	\$ 116.64
CITY OF COACHELLA	612-610-030	49631	CALLE EL SOL	Trash Service	1	\$ 34.73	\$ 416.76
CITY OF COACHELLA	612-610-031	49661	CALLE EL SOL	Trash Service	1	\$ 34.73	\$ 416.76
CITY OF COACHELLA	612-610-032	49691	CALLE EL SOL	Trash Service	1	\$ 34.73	\$ 416.76
CITY OF COACHELLA	612-610-033	49721	CALLE EL SOL	Trash Service	1	\$ 34.73	\$ 416.76
CITY OF COACHELLA	612-610-034	49751	CALLE EL SOL	Trash Service	1	\$ 34.73	\$ 416.76
CITY OF COACHELLA	612-610-034	49751	CALLE EL SOL	Additional Trash	1	\$ 9.72	\$ 116.64
CITY OF COACHELLA	612-611-002	83948	CORTE LA MORADA	Trash Service	1	\$ 34.73	\$ 416.76
CITY OF COACHELLA	612-611-003	83934	CORTE LA MORADA	Trash Service	1	\$ 34.73	\$ 416.76
CITY OF COACHELLA	612-611-003	83934	CORTE LA MORADA	Additional Trash	1	\$ 9.72	\$ 116.64
CITY OF COACHELLA	612-611-004	83920	CORTE LA MORADA	Trash Service	1	\$ 34.73	\$ 416.76
CITY OF COACHELLA	612-611-005	83906	CORTE LA MORADA	Trash Service	1	\$ 34.73	\$ 416.76
CITY OF COACHELLA	612-611-006	83892	CORTE LA MORADA	Trash Service	1	\$ 34.73	\$ 416.76
CITY OF COACHELLA	612-611-007	83878	CORTE LA MORADA	Trash Service	1	\$ 34.73	\$ 416.76
CITY OF COACHELLA	612-611-008	83864	CORTE LA MORADA	Trash Service	1	\$ 34.73	\$ 416.76
CITY OF COACHELLA	612-611-009	83850	CORTE ESTIVO	Trash Service	1	\$ 34.73	\$ 416.76
CITY OF COACHELLA	612-611-009	83850	CORTE ESTIVO	Additional Trash	1	\$ 9.72	\$ 116.64
CITY OF COACHELLA	612-611-010	83836	CORTE ESTIVO	Trash Service	1	\$ 34.73	\$ 416.76
CITY OF COACHELLA	612-611-010	83836	CORTE ESTIVO	Additional Recycle	1	\$ 9.72	\$ 116.64
CITY OF COACHELLA	612-611-010	83836	CORTE ESTIVO	Additional Trash	1	\$ 9.72	\$ 116.64
CITY OF COACHELLA	612-611-011	83822	CORTE ESTIVO	Trash Service	1	\$ 34.73	\$ 416.76
CITY OF COACHELLA	612-611-012	83808	CORTE ESTIVO	Trash Service	1	\$ 34.73	\$ 416.76
CITY OF COACHELLA	612-611-013	83794	CORTE ESTIVO	Trash Service	1	\$ 34.73	\$ 416.76
CITY OF COACHELLA	612-611-013	83794	CORTE ESTIVO	Additional Trash	1	\$ 9.72	\$ 116.64
CITY OF COACHELLA	612-611-014	83780	CORTE ESTIVO	Trash Service	1	\$ 34.73	\$ 416.76
CITY OF COACHELLA	612-611-015	83766	CORTE ESTIVO	Trash Service	1	\$ 34.73	\$ 416.76
CITY OF COACHELLA	612-611-016	83763	CORTE SOLIS	Trash Service	1	\$ 34.73	\$ 416.76
CITY OF COACHELLA	612-611-017	83777	CORTE SOLIS	Trash Service	1	\$ 34.73	\$ 416.76
CITY OF COACHELLA	612-611-018	83791	CORTE SOLIS	Trash Service	1	\$ 34.73	\$ 416.76
CITY OF COACHELLA	612-611-019	83805	CORTE SOLIS	Trash Service	1	\$ 34.73	\$ 416.76
CITY OF COACHELLA	612-611-020	83819	CORTE SOLIS	Trash Service	1	\$ 34.73	\$ 416.76

### City of Coachella proposed 2024-25 Tax File

Customer Name	Parcel #	Address	Street	Service Level	Units	Total Monthly Rate	Total Annual Rate
CITY OF COACHELLA	612-611-021	83833	CORTE SOLIS	Trash Service	1	\$ 34.73	\$ 416.76
CITY OF COACHELLA	612-611-021	83833	CORTE SOLIS	Additional Trash	1	\$ 9.72	\$ 116.64
CITY OF COACHELLA	612-611-022	83851	CORTE SOLIS	Trash Service	1	\$ 34.73	\$ 416.76
CITY OF COACHELLA	612-611-023	83865	CORTE SOLEADO	Trash Service	1	\$ 34.73	\$ 416.76
CITY OF COACHELLA	612-611-024	83879	CORTE SOLEADO	Trash Service	1	\$ 34.73	\$ 416.76
CITY OF COACHELLA	612-611-025	83893	CORTE SOLEADO	Trash Service	1	\$ 34.73	\$ 416.76
CITY OF COACHELLA	612-611-026	83907	CORTE SOLEADO	Trash Service	1	\$ 34.73	\$ 416.76
CITY OF COACHELLA	612-611-027	83921	CORTE SOLEADO	Trash Service	1	\$ 34.73	\$ 416.76
CITY OF COACHELLA	612-611-027	83921	CORTE SOLEADO	Additional Recycle	1	\$ 9.72	\$ 116.64
CITY OF COACHELLA	612-611-028	83935	CORTE SOLEADO	Trash Service	1	\$ 34.73	\$ 416.76
CITY OF COACHELLA	612-611-029	83949	CORTE SOLEADO	Trash Service	1	\$ 34.73	\$ 416.76
CITY OF COACHELLA	612-611-031	83948	CORTE SOLEADO	Trash Service	1	\$ 34.73	\$ 416.76
CITY OF COACHELLA	612-611-032	83934	CORTE SOLEADO	Trash Service	1	\$ 34.73	\$ 416.76
CITY OF COACHELLA	612-611-033	83920	CORTE SOLEADO	Trash Service	1	\$ 34.73	\$ 416.76
CITY OF COACHELLA	612-611-034	83906	CORTE SOLEADO	Trash Service	1	\$ 34.73	\$ 416.76
CITY OF COACHELLA	612-611-035	83892	CORTE SOLEADO	Trash Service	1	\$ 34.73	\$ 416.76
CITY OF COACHELLA	612-611-036	83878	CORTE SOLEADO	Trash Service	1	\$ 34.73	\$ 416.76
CITY OF COACHELLA	612-611-037	83864	CORTE SOLEADO	Trash Service	1	\$ 34.73	\$ 416.76
CITY OF COACHELLA	612-611-038	83850	CORTE SOLIS	Trash Service	1	\$ 34.73	\$ 416.76
CITY OF COACHELLA	612-611-039	83836	CORTE SOLIS	Trash Service	1	\$ 34.73	\$ 416.76
CITY OF COACHELLA	612-611-039	83836	CORTE SOLIS	Additional Trash	1	\$ 9.72	\$ 116.64
CITY OF COACHELLA	612-611-040	83822	CORTE SOLIS	Trash Service	1	\$ 34.73	\$ 416.76
CITY OF COACHELLA	612-611-041	83808	CORTE SOLIS	Trash Service	1	\$ 34.73	\$ 416.76
CITY OF COACHELLA	612-611-041	83808	CORTE SOLIS	Additional Trash	1	\$ 9.72	\$ 116.64
CITY OF COACHELLA	612-611-042	83794	CORTE SOLIS	Trash Service	1	\$ 34.73	\$ 416.76
CITY OF COACHELLA	612-611-043	83780	CORTE SOLIS	Trash Service	1	\$ 34.73	\$ 416.76
CITY OF COACHELLA	612-611-044	83766	CORTE SOLIS	Trash Service	1	\$ 34.73	\$ 416.76
CITY OF COACHELLA	612-611-044	83766	CORTE SOLIS	Additional Trash	2	\$ 19.44	\$ 233.28
CITY OF COACHELLA	612-611-044	83766	CORTE SOLIS	Additional Recycle	1	\$ 9.72	\$ 116.64
CITY OF COACHELLA	612-611-045	83763	AVE LA LUNA	Trash Service	1	\$ 34.73	\$ 416.76
CITY OF COACHELLA	612-611-046	83777	AVE LA LUNA	Trash Service	1	\$ 34.73	\$ 416.76
CITY OF COACHELLA	612-611-047	83791	AVE LA LUNA	Trash Service	1	\$ 34.73	\$ 416.76
CITY OF COACHELLA	612-611-048	83805	AVE LA LUNA	Trash Service	1	\$ 34.73	\$ 416.76

### City of Coachella proposed 2024-25 Tax File

Customer Name	Parcel #	Address	Street	Service Level	Units	Total Monthly Rate	Total Annual Rate
CITY OF COACHELLA	612-611-048	83805	AVE LA LUNA	Yard Service	1	\$ 11.50	\$ 138.00
CITY OF COACHELLA	612-611-049	83819	AVE LA LUNA	Trash Service	1	\$ 34.73	\$ 416.76
CITY OF COACHELLA	612-611-050	83833	AVE LA LUNA	Trash Service	1	\$ 34.73	\$ 416.76
CITY OF COACHELLA	612-611-051	83851	AVE LA LUNA	Trash Service	1	\$ 34.73	\$ 416.76
CITY OF COACHELLA	612-611-052	83865	AVE LA LUNA	Trash Service	1	\$ 34.73	\$ 416.76
CITY OF COACHELLA	612-611-053	83879	AVE LA LUNA	Trash Service	1	\$ 34.73	\$ 416.76
CITY OF COACHELLA	612-611-054	83893	AVE LA LUNA	Trash Service	1	\$ 34.73	\$ 416.76
CITY OF COACHELLA	612-611-055	83907	AVE LA LUNA	Trash Service	1	\$ 34.73	\$ 416.76
CITY OF COACHELLA	612-611-055	83907	AVE LA LUNA	Additional Trash	1	\$ 9.72	\$ 116.64
CITY OF COACHELLA	612-611-056	83921	AVE LA LUNA	Trash Service	1	\$ 34.73	\$ 416.76
CITY OF COACHELLA	612-611-056	83921	AVE LA LUNA	Additional Trash	1	\$ 9.72	\$ 116.64
CITY OF COACHELLA	612-611-057	83935	AVE LA LUNA	Trash Service	1	\$ 34.73	\$ 416.76
CITY OF COACHELLA	612-611-058	83949	AVE LA LUNA	Trash Service	1	\$ 34.73	\$ 416.76
CITY OF COACHELLA	696-520-011	85325	AVE 44	Trash Service	1	\$ 34.73	\$ 416.76
CITY OF COACHELLA	696-520-011	85325	AVE 44	Additional Trash	2	\$ 19.44	\$ 233.28
CITY OF COACHELLA	696-520-011	85325	AVE 44	Additional Recycle	1	\$ 9.72	\$ 116.64
CITY OF COACHELLA	696-520-014	85321	AVE 44	Trash Service	1	\$ 34.73	\$ 416.76
CITY OF COACHELLA	696-520-014	85321	AVE 44	Additional Trash	1	\$ 9.72	\$ 116.64
CITY OF COACHELLA	696-520-014	85321	AVE 44	Additional Organics	1	\$ 9.72	\$ 116.64
CITY OF COACHELLA	696-520-015	85317	AVE 44	Trash Service	1	\$ 34.73	\$ 416.76
CITY OF COACHELLA	696-520-015	85317	AVE 44	Additional Trash	1	\$ 9.72	\$ 116.64
CITY OF COACHELLA	697-340-001	86265	PINOT NOIR LANE	Trash Service	1	\$ 34.73	\$ 416.76
CITY OF COACHELLA	697-340-002	86257	PINOT NOIR LANE	Trash Service	1	\$ 34.73	\$ 416.76
CITY OF COACHELLA	697-340-003	86249	PINOT NOIR LANE	Trash Service	1	\$ 34.73	\$ 416.76
CITY OF COACHELLA	697-340-004	86241	PINOT NOIR LANE	Trash Service	1	\$ 34.73	\$ 416.76
CITY OF COACHELLA	697-340-005	86233	PINOT NOIR LANE	Trash Service	1	\$ 34.73	\$ 416.76
CITY OF COACHELLA	697-340-006	86225	PINOT NOIR LANE	Trash Service	1	\$ 34.73	\$ 416.76
CITY OF COACHELLA	697-341-001	86211	PINOT NOIR LANE	Trash Service	1	\$ 34.73	\$ 416.76
CITY OF COACHELLA	697-341-002	86203	PINOT NOIR LANE	Trash Service	1	\$ 34.73	\$ 416.76
CITY OF COACHELLA	697-341-003	86195	PINOT NOIR LANE	Trash Service	1	\$ 34.73	\$ 416.76
CITY OF COACHELLA	697-341-004	86187	PINOT NOIR LANE	Trash Service	1	\$ 34.73	\$ 416.76
CITY OF COACHELLA	697-341-005	86179	PINOT NOIR LANE	Trash Service	1	\$ 34.73	\$ 416.76
CITY OF COACHELLA	697-341-006	86171	PINOT NOIR LANE	Trash Service	1	\$ 34.73	\$ 416.76

### City of Coachella proposed 2024-25 Tax File

Customer Name	Parcel #	Address	Street	Service Level	Units	Total Monthly Rate	Total Annual Rate
CITY OF COACHELLA	697-341-007	86163	PINOT NOIR LANE	Trash Service	1	\$ 34.73	\$ 416.76
CITY OF COACHELLA	697-341-008	86155	PINOT NOIR LANE	Trash Service	1	\$ 34.73	\$ 416.76
CITY OF COACHELLA	697-341-009	86147	PINOT NOIR LANE	Trash Service	1	\$ 34.73	\$ 416.76
CITY OF COACHELLA	697-341-010	86139	PINOT NOIR LANE	Trash Service	1	\$ 34.73	\$ 416.76
CITY OF COACHELLA	697-341-011	86131	PINOT NOIR LANE	Trash Service	1	\$ 34.73	\$ 416.76
CITY OF COACHELLA	697-341-012	86123	PINOT NOIR LANE	Trash Service	1	\$ 34.73	\$ 416.76
CITY OF COACHELLA	697-341-013	86122	PINOT NOIR LANE	Trash Service	1	\$ 34.73	\$ 416.76
CITY OF COACHELLA	697-341-014	86130	PINOT NOIR LANE	Trash Service	1	\$ 34.73	\$ 416.76
CITY OF COACHELLA	697-341-015	86138	PINOT NOIR LANE	Trash Service	1	\$ 34.73	\$ 416.76
CITY OF COACHELLA	697-341-016	86146	PINOT NOIR LANE	Trash Service	1	\$ 34.73	\$ 416.76
CITY OF COACHELLA	697-341-017	86170	SONOMA LANE	Trash Service	1	\$ 34.73	\$ 416.76
CITY OF COACHELLA	697-341-018	86178	SONOMA LANE	Trash Service	1	\$ 34.73	\$ 416.76
CITY OF COACHELLA	697-341-019	86184	SONOMA LANE	Trash Service	1	\$ 34.73	\$ 416.76
CITY OF COACHELLA	697-341-020	86192	SONOMA LANE	Trash Service	1	\$ 34.73	\$ 416.76
CITY OF COACHELLA	697-341-021	86200	SONOMA LANE	Trash Service	1	\$ 34.73	\$ 416.76
CITY OF COACHELLA	697-341-022	86208	SONOMA LANE	Trash Service	1	\$ 34.73	\$ 416.76
CITY OF COACHELLA	697-341-023	86214	SONOMA LANE	Trash Service	1	\$ 34.73	\$ 416.76
CITY OF COACHELLA	697-341-024	86222	SONOMA LANE	Trash Service	1	\$ 34.73	\$ 416.76
CITY OF COACHELLA	697-341-025	86230	SONOMA LANE	Trash Service	1	\$ 34.73	\$ 416.76
CITY OF COACHELLA	697-341-026	86231	GRENACHE LANE	Trash Service	1	\$ 34.73	\$ 416.76
CITY OF COACHELLA	697-341-027	86223	GRENACHE LANE	Trash Service	1	\$ 34.73	\$ 416.76
CITY OF COACHELLA	697-341-028	86217	GRENACHE LANE	Trash Service	1	\$ 34.73	\$ 416.76
CITY OF COACHELLA	697-341-029	86209	GRENACHE LANE	Trash Service	1	\$ 34.73	\$ 416.76
CITY OF COACHELLA	697-341-030	86201	GRENACHE LANE	Trash Service	1	\$ 34.73	\$ 416.76
CITY OF COACHELLA	697-341-031	86195	GRENACHE LANE	Trash Service	1	\$ 34.73	\$ 416.76
CITY OF COACHELLA	697-341-032	86187	GRENACHE LANE	Trash Service	1	\$ 34.73	\$ 416.76
CITY OF COACHELLA	697-341-033	86179	GRENACHE LANE	Trash Service	1	\$ 34.73	\$ 416.76
CITY OF COACHELLA	697-341-034	86171	GRENACHE LANE	Trash Service	1	\$ 34.73	\$ 416.76
CITY OF COACHELLA	697-341-035	86163	GRENACHE LANE	Trash Service	1	\$ 34.73	\$ 416.76
CITY OF COACHELLA	697-342-001	86162	PINOT NOIR LANE	Trash Service	1	\$ 34.73	\$ 416.76
CITY OF COACHELLA	697-342-002	86170	PINOT NOIR LANE	Trash Service	1	\$ 34.73	\$ 416.76
CITY OF COACHELLA	697-342-003	86178	PINOT NOIR LANE	Trash Service	1	\$ 34.73	\$ 416.76
CITY OF COACHELLA	697-342-004	86186	PINOT NOIR LANE	Trash Service	1	\$ 34.73	\$ 416.76



### City of Coachella proposed 2024-25 Tax File

Customer Name	Parcel #	Address	Street	Service Level	Units	Total Monthly Rate	Total Annual Rate
CITY OF COACHELLA	697-342-005	86194	PINOT NOIR LANE	Trash Service	1	\$ 34.73	\$ 416.76
CITY OF COACHELLA	697-342-006	86202	PINOT NOIR LANE	Trash Service	1	\$ 34.73	\$ 416.76
CITY OF COACHELLA	697-342-007	86210	PINOT NOIR LANE	Trash Service	1	\$ 34.73	\$ 416.76
CITY OF COACHELLA	697-342-008	86218	PINOT NOIR LANE	Trash Service	1	\$ 34.73	\$ 416.76
CITY OF COACHELLA	697-342-009	86226	PINOT NOIR LANE	Trash Service	1	\$ 34.73	\$ 416.76
CITY OF COACHELLA	697-342-010	86234	PINOT NOIR LANE	Trash Service	1	\$ 34.73	\$ 416.76
CITY OF COACHELLA	697-342-011	86242	PINOT NOIR LANE	Trash Service	1	\$ 34.73	\$ 416.76
CITY OF COACHELLA	697-342-012	45945	MERITAGE LANE	Trash Service	1	\$ 34.73	\$ 416.76
CITY OF COACHELLA	697-342-013	45941	MERITAGE LANE	Trash Service	1	\$ 34.73	\$ 416.76
CITY OF COACHELLA	697-342-014	45937	MERITAGE LANE	Trash Service	1	\$ 34.73	\$ 416.76
CITY OF COACHELLA	697-342-015	86219	SONOMA LANE	Trash Service	1	\$ 34.73	\$ 416.76
CITY OF COACHELLA	697-342-016	86211	SONOMA LANE	Trash Service	1	\$ 34.73	\$ 416.76
CITY OF COACHELLA	697-342-017	86203	SONOMA LANE	Trash Service	1	\$ 34.73	\$ 416.76
CITY OF COACHELLA	697-342-018	86195	SONOMA LANE	Trash Service	1	\$ 34.73	\$ 416.76
CITY OF COACHELLA	697-342-019	86187	SONOMA LANE	Trash Service	1	\$ 34.73	\$ 416.76
CITY OF COACHELLA	697-342-020	86179	SONOMA LANE	Trash Service	1	\$ 34.73	\$ 416.76
CITY OF COACHELLA	697-343-002	86172	GRENACHE LANE	Trash Service	1	\$ 34.73	\$ 416.76
CITY OF COACHELLA	697-343-003	86180	GRENACHE LANE	Trash Service	1	\$ 34.73	\$ 416.76
CITY OF COACHELLA	697-343-004	86188	GRENACHE LANE	Trash Service	1	\$ 34.73	\$ 416.76
CITY OF COACHELLA	697-343-005	86196	GRENACHE LANE	Trash Service	1	\$ 34.73	\$ 416.76
CITY OF COACHELLA	697-343-006	86204	GRENACHE LANE	Trash Service	1	\$ 34.73	\$ 416.76
CITY OF COACHELLA	697-343-007	86214	GRENACHE LANE	Trash Service	1	\$ 34.73	\$ 416.76
CITY OF COACHELLA	697-343-008	86222	GRENACHE LANE	Trash Service	1	\$ 34.73	\$ 416.76
CITY OF COACHELLA	697-343-009	86230	GRENACHE LANE	Trash Service	1	\$ 34.73	\$ 416.76
CITY OF COACHELLA	697-344-006	45916	MERITAGE LANE	Trash Service	1	\$ 34.73	\$ 416.76
CITY OF COACHELLA	697-344-009	45928	MERITAGE LANE	Trash Service	1	\$ 34.73	\$ 416.76
CITY OF COACHELLA	697-344-010	45930	MERITAGE LANE	Trash Service	1	\$ 34.73	\$ 416.76
CITY OF COACHELLA	697-344-011	45934	MERITAGE LANE	Trash Service	1	\$ 34.73	\$ 416.76
CITY OF COACHELLA	697-344-012	45938	MERITAGE LANE	Trash Service	1	\$ 34.73	\$ 416.76
CITY OF COACHELLA	697-344-013	45942	MERITAGE LANE	Trash Service	1	\$ 34.73	\$ 416.76
CITY OF COACHELLA	697-344-014	45946	MERITAGE LANE	Trash Service	1	\$ 34.73	\$ 416.76
CITY OF COACHELLA	697-344-015	45950	MERITAGE LANE	Trash Service	1	\$ 34.73	\$ 416.76
CITY OF COACHELLA	697-344-016	45954	MERITAGE LANE	Trash Service	1	\$ 34.73	\$ 416.76

### City of Coachella proposed 2024-25 Tax File

Customer Name	Parcel #	Address	Street	Service Level	Units	Total Monthly Rate	Total Annual Rate
CITY OF COACHELLA	697-344-017	45960	MERITAGE LANE	Trash Service	1	\$ 34.73	\$ 416.76
CITY OF COACHELLA	697-344-018	45964	MERITAGE LANE	Trash Service	1	\$ 34.73	\$ 416.76
CITY OF COACHELLA	697-344-019	45968	MERITAGE LANE	Trash Service	1	\$ 34.73	\$ 416.76
CITY OF COACHELLA	697-344-020	45972	MERITAGE LANE	Trash Service	1	\$ 34.73	\$ 416.76
CITY OF COACHELLA	697-344-021	45976	MERITAGE LANE	Trash Service	1	\$ 34.73	\$ 416.76
CITY OF COACHELLA	697-344-022	45980	MERITAGE LANE	Trash Service	1	\$ 34.73	\$ 416.76
CITY OF COACHELLA	697-344-023	45984	MERITAGE LANE	Trash Service	1	\$ 34.73	\$ 416.76
CITY OF COACHELLA	697-344-024	45988	MERITAGE LANE	Trash Service	1	\$ 34.73	\$ 416.76
CITY OF COACHELLA	763-020-007	50265	POLK ST	Trash Service	14	\$ 486.22	\$ 5,834.64
CITY OF COACHELLA	763-020-007	50265	POLK ST	Additional Trash	2	\$ 19.44	\$ 233.28
CITY OF COACHELLA	763-020-011	50951	POLK ST	Trash Service	1	\$ 34.73	\$ 416.76
CITY OF COACHELLA	763-020-011	50951	POLK ST	Additional Trash	2	\$ 19.44	\$ 233.28
CITY OF COACHELLA	763-020-016	50691	POLK ST	Trash Service	1	\$ 34.73	\$ 416.76
CITY OF COACHELLA	763-020-016	50691	POLK ST	Additional Trash	1	\$ 9.72	\$ 116.64
CITY OF COACHELLA	763-030-010	86275	AVE 50	Trash Service	1	\$ 34.73	\$ 416.76
CITY OF COACHELLA	763-030-010	86275	AVE 50	Additional Trash	2	\$ 19.44	\$ 233.28
CITY OF COACHELLA	763-041-001	50580	TYLER ST	Trash Service	1	\$ 34.73	\$ 416.76
CITY OF COACHELLA	763-041-001	50580	TYLER ST	Additional Trash	1	\$ 9.72	\$ 116.64
CITY OF COACHELLA	763-041-002	50600	TYLER ST	Trash Service	1	\$ 34.73	\$ 416.76
CITY OF COACHELLA	763-041-002	50600	TYLER ST	Additional Trash	1	\$ 9.72	\$ 116.64
CITY OF COACHELLA	763-041-003	50630	TYLER ST	Trash Service	1	\$ 34.73	\$ 416.76
CITY OF COACHELLA	763-041-004	50650	TYLER ST	Trash Service	1	\$ 34.73	\$ 416.76
CITY OF COACHELLA	763-041-005	50680	TYLER ST	Trash Service	1	\$ 34.73	\$ 416.76
CITY OF COACHELLA	763-041-005	50680	TYLER ST	Additional Trash	1	\$ 9.72	\$ 116.64
CITY OF COACHELLA	763-041-006	50700	TYLER ST	Trash Service	1	\$ 34.73	\$ 416.76
CITY OF COACHELLA	763-041-007	50730	TYLER ST	Trash Service	1	\$ 34.73	\$ 416.76
CITY OF COACHELLA	763-041-008	50750	TYLER ST	Trash Service	1	\$ 34.73	\$ 416.76
CITY OF COACHELLA	763-041-009	50780	TYLER ST	Trash Service	1	\$ 34.73	\$ 416.76
CITY OF COACHELLA	763-041-009	50780	TYLER ST	Additional Trash	1	\$ 9.72	\$ 116.64
CITY OF COACHELLA	763-041-010	50800	TYLER ST	Trash Service	1	\$ 34.73	\$ 416.76
CITY OF COACHELLA	763-041-010	50800	TYLER ST	Additional Trash	1	\$ 9.72	\$ 116.64
CITY OF COACHELLA	763-041-011	50555	CALLE MENDOZA	Trash Service	1	\$ 34.73	\$ 416.76
CITY OF COACHELLA	763-041-011	50555	CALLE MENDOZA	Additional Trash	1	\$ 9.72	\$ 116.64

### City of Coachella proposed 2024-25 Tax File

Customer Name	Parcel #	Address	Street	Service Level	Units	Total Monthly Rate	Total Annual Rate
CITY OF COACHELLA	763-041-011	50555	CALLE MENDOZA	Additional Organics	1	\$ 9.72	\$ 116.64
CITY OF COACHELLA	763-041-012	50565	CALLE MENDOZA	Trash Service	1	\$ 34.73	\$ 416.76
CITY OF COACHELLA	763-041-012	50565	CALLE MENDOZA	Additional Trash	1	\$ 9.72	\$ 116.64
CITY OF COACHELLA	763-041-013	50575	CALLE MENDOZA	Trash Service	1	\$ 34.73	\$ 416.76
CITY OF COACHELLA	763-041-013	50575	CALLE MENDOZA	Additional Trash	1	\$ 9.72	\$ 116.64
CITY OF COACHELLA	763-041-014	50585	CALLE MENDOZA	Trash Service	1	\$ 34.73	\$ 416.76
CITY OF COACHELLA	763-041-014	50585	CALLE MENDOZA	Additional Trash	1	\$ 9.72	\$ 116.64
CITY OF COACHELLA	763-041-015	86100	CORTE OLIVIA	Trash Service	1	\$ 34.73	\$ 416.76
CITY OF COACHELLA	763-041-015	86100	CORTE OLIVIA	Additional Trash	1	\$ 9.72	\$ 116.64
CITY OF COACHELLA	763-041-016	86090	CORTE OLIVIA	Trash Service	1	\$ 34.73	\$ 416.76
CITY OF COACHELLA	763-041-016	86090	CORTE OLIVIA	Additional Trash	1	\$ 9.72	\$ 116.64
CITY OF COACHELLA	763-041-017	86080	CORTE OLIVIA	Trash Service	1	\$ 34.73	\$ 416.76
CITY OF COACHELLA	763-041-017	86080	CORTE OLIVIA	Additional Trash	1	\$ 9.72	\$ 116.64
CITY OF COACHELLA	763-041-018	86070	CORTE OLIVIA	Trash Service	1	\$ 34.73	\$ 416.76
CITY OF COACHELLA	763-041-018	86070	CORTE OLIVIA	Additional Trash	1	\$ 9.72	\$ 116.64
CITY OF COACHELLA	763-041-019	86060	CORTE OLIVIA	Trash Service	1	\$ 34.73	\$ 416.76
CITY OF COACHELLA	763-041-019	86060	CORTE OLIVIA	Additional Trash	1	\$ 9.72	\$ 116.64
CITY OF COACHELLA	763-041-020	86050	CORTE OLIVIA	Trash Service	1	\$ 34.73	\$ 416.76
CITY OF COACHELLA	763-041-020	86050	CORTE OLIVIA	Additional Recycle	1	\$ 9.72	\$ 116.64
CITY OF COACHELLA	763-041-021	86051	CORTE OLIVIA	Trash Service	1	\$ 34.73	\$ 416.76
CITY OF COACHELLA	763-041-021	86051	CORTE OLIVIA	Additional Organics	1	\$ 9.72	\$ 116.64
CITY OF COACHELLA	763-041-022	86061	CORTE OLIVIA	Trash Service	1	\$ 34.73	\$ 416.76
CITY OF COACHELLA	763-041-023	86071	CORTE OLIVIA	Trash Service	1	\$ 34.73	\$ 416.76
CITY OF COACHELLA	763-041-023	86071	CORTE OLIVIA	Additional Trash	1	\$ 9.72	\$ 116.64
CITY OF COACHELLA	763-041-024	86081	CORTE OLIVIA	Trash Service	1	\$ 34.73	\$ 416.76
CITY OF COACHELLA	763-041-024	86081	CORTE OLIVIA	Additional Trash	1	\$ 9.72	\$ 116.64
CITY OF COACHELLA	763-041-025	86091	CORTE OLIVIA	Trash Service	1	\$ 34.73	\$ 416.76
CITY OF COACHELLA	763-041-025	86091	CORTE OLIVIA	Additional Trash	1	\$ 9.72	\$ 116.64
CITY OF COACHELLA	763-041-026	86095	CORTE OLIVIA	Trash Service	1	\$ 34.73	\$ 416.76
CITY OF COACHELLA	763-041-026	86095	CORTE OLIVIA	Additional Trash	1	\$ 9.72	\$ 116.64
CITY OF COACHELLA	763-041-027	86101	CORTE OLIVIA	Trash Service	1	\$ 34.73	\$ 416.76
CITY OF COACHELLA	763-041-028	50661	CALLE MENDOZA	Trash Service	1	\$ 34.73	\$ 416.76
CITY OF COACHELLA	763-041-028	50661	CALLE MENDOZA	Additional Trash	1	\$ 9.72	\$ 116.64

### City of Coachella proposed 2024-25 Tax File

Customer Name	Parcel #	Address	Street	Service Level	Units	Total Monthly Rate	Total Annual Rate
CITY OF COACHELLA	763-041-029	50671	CALLE MENDOZA	Trash Service	1	\$ 34.73	\$ 416.76
CITY OF COACHELLA	763-041-029	50671	CALLE MENDOZA	Additional Trash	1	\$ 9.72	\$ 116.64
CITY OF COACHELLA	763-041-030	50681	CALLE MENDOZA	Trash Service	1	\$ 34.73	\$ 416.76
CITY OF COACHELLA	763-041-030	50681	CALLE MENDOZA	Additional Trash	1	\$ 9.72	\$ 116.64
CITY OF COACHELLA	763-041-031	50691	CALLE MENDOZA	Trash Service	1	\$ 34.73	\$ 416.76
CITY OF COACHELLA	763-041-032	50701	CALLE MENDOZA	Trash Service	1	\$ 34.73	\$ 416.76
CITY OF COACHELLA	763-041-032	50701	CALLE MENDOZA	Additional Trash	1	\$ 9.72	\$ 116.64
CITY OF COACHELLA	763-041-033	86140	CALLE PIZANO	Trash Service	1	\$ 34.73	\$ 416.76
CITY OF COACHELLA	763-041-034	86030	CALLE PIZANO	Trash Service	1	\$ 34.73	\$ 416.76
CITY OF COACHELLA	763-041-034	86030	CALLE PIZANO	Additional Trash	1	\$ 9.72	\$ 116.64
CITY OF COACHELLA	763-041-034	86030	CALLE PIZANO	Additional Recycle	1	\$ 9.72	\$ 116.64
CITY OF COACHELLA	763-041-035	86040	CALLE PIZANO	Trash Service	1	\$ 34.73	\$ 416.76
CITY OF COACHELLA	763-041-036	86050	CALLE PIZANO	Trash Service	1	\$ 34.73	\$ 416.76
CITY OF COACHELLA	763-041-037	86060	CALLE PIZANO	Trash Service	1	\$ 34.73	\$ 416.76
CITY OF COACHELLA	763-041-037	86060	CALLE PIZANO	Additional Trash	1	\$ 9.72	\$ 116.64
CITY OF COACHELLA	763-041-038	86070	CALLE PIZANO	Trash Service	1	\$ 34.73	\$ 416.76
CITY OF COACHELLA	763-041-038	86070	CALLE PIZANO	Additional Organics	1	\$ 9.72	\$ 116.64
CITY OF COACHELLA	763-041-039	86080	CORTE STELLA	Trash Service	1	\$ 34.73	\$ 416.76
CITY OF COACHELLA	763-041-039	86080	CORTE STELLA	Additional Trash	1	\$ 9.72	\$ 116.64
CITY OF COACHELLA	763-041-040	86090	CORTE STELLA	Trash Service	1	\$ 34.73	\$ 416.76
CITY OF COACHELLA	763-041-040	86090	CORTE STELLA	Additional Trash	1	\$ 9.72	\$ 116.64
CITY OF COACHELLA	763-041-040	86090	CORTE STELLA	Additional Organics	1	\$ 9.72	\$ 116.64
CITY OF COACHELLA	763-041-041	86100	CORTE STELLA	Trash Service	1	\$ 34.73	\$ 416.76
CITY OF COACHELLA	763-041-042	86110	CORTE STELLA	Trash Service	1	\$ 34.73	\$ 416.76
CITY OF COACHELLA	763-041-042	86110	CORTE STELLA	Additional Trash	1	\$ 9.72	\$ 116.64
CITY OF COACHELLA	763-041-043	86130	CALLE PIZANO	Trash Service	1	\$ 34.73	\$ 416.76
CITY OF COACHELLA	763-041-043	86130	CALLE PIZANO	Additional Trash	1	\$ 9.72	\$ 116.64
CITY OF COACHELLA	763-041-044	86120	CALLE PIZANO	Trash Service	1	\$ 34.73	\$ 416.76
CITY OF COACHELLA	763-042-001	50530	CALLE MENDOZA	Trash Service	1	\$ 34.73	\$ 416.76
CITY OF COACHELLA	763-042-002	50550	CALLE MENDOZA	Trash Service	1	\$ 34.73	\$ 416.76
CITY OF COACHELLA	763-042-003	50560	CALLE MENDOZA	Trash Service	1	\$ 34.73	\$ 416.76
CITY OF COACHELLA	763-042-003	50560	CALLE MENDOZA	Additional Trash	2	\$ 19.44	\$ 233.28
CITY OF COACHELLA	763-042-004	50570	CALLE MENDOZA	Trash Service	1	\$ 34.73	\$ 416.76

### City of Coachella proposed 2024-25 Tax File

Customer Name	Parcel #	Address	Street	Service Level	Units	Total Monthly Rate	Total Annual Rate
CITY OF COACHELLA	763-042-004	50570	CALLE MENDOZA	Additional Trash	1	\$ 9.72	\$ 116.64
CITY OF COACHELLA	763-042-005	50580	CALLE MENDOZA	Trash Service	1	\$ 34.73	\$ 416.76
CITY OF COACHELLA	763-042-005	50580	CALLE MENDOZA	Additional Trash	1	\$ 9.72	\$ 116.64
CITY OF COACHELLA	763-042-006	50590	CALLE MENDOZA	Trash Service	1	\$ 34.73	\$ 416.76
CITY OF COACHELLA	763-042-006	50590	CALLE MENDOZA	Additional Trash	1	\$ 9.72	\$ 116.64
CITY OF COACHELLA	763-042-007	50600	CALLE MENDOZA	Trash Service	1	\$ 34.73	\$ 416.76
CITY OF COACHELLA	763-042-008	50610	CALLE MENDOZA	Trash Service	1	\$ 34.73	\$ 416.76
CITY OF COACHELLA	763-042-008	50610	CALLE MENDOZA	Additional Trash	1	\$ 9.72	\$ 116.64
CITY OF COACHELLA	763-042-009	50620	CALLE MENDOZA	Trash Service	1	\$ 34.73	\$ 416.76
CITY OF COACHELLA	763-042-009	50620	CALLE MENDOZA	Additional Trash	1	\$ 9.72	\$ 116.64
CITY OF COACHELLA	763-042-010	50630	CALLE MENDOZA	Trash Service	1	\$ 34.73	\$ 416.76
CITY OF COACHELLA	763-042-011	50640	CALLE MENDOZA	Trash Service	1	\$ 34.73	\$ 416.76
CITY OF COACHELLA	763-042-012	50650	CALLE MENDOZA	Trash Service	1	\$ 34.73	\$ 416.76
CITY OF COACHELLA	763-042-012	50650	CALLE MENDOZA	Additional Trash	1	\$ 9.72	\$ 116.64
CITY OF COACHELLA	763-042-013	50660	CALLE MENDOZA	Trash Service	1	\$ 34.73	\$ 416.76
CITY OF COACHELLA	763-042-013	50660	CALLE MENDOZA	Additional Trash	1	\$ 9.72	\$ 116.64
CITY OF COACHELLA	763-042-014	50670	CALLE MENDOZA	Trash Service	1	\$ 34.73	\$ 416.76
CITY OF COACHELLA	763-042-014	50670	CALLE MENDOZA	Additional Trash	1	\$ 9.72	\$ 116.64
CITY OF COACHELLA	763-042-015	50680	CALLE MENDOZA	Trash Service	1	\$ 34.73	\$ 416.76
CITY OF COACHELLA	763-042-016	50690	CALLE MENDOZA	Trash Service	1	\$ 34.73	\$ 416.76
CITY OF COACHELLA	763-042-016	50690	CALLE MENDOZA	Additional Trash	1	\$ 9.72	\$ 116.64
CITY OF COACHELLA	763-042-017	50700	CALLE MENDOZA	Trash Service	1	\$ 34.73	\$ 416.76
CITY OF COACHELLA	763-042-018	50720	CALLE MENDOZA	Trash Service	1	\$ 34.73	\$ 416.76
CITY OF COACHELLA	763-042-019	50740	CALLE MENDOZA	Trash Service	1	\$ 34.73	\$ 416.76
CITY OF COACHELLA	763-042-019	50740	CALLE MENDOZA	Additional Trash	1	\$ 9.72	\$ 116.64
CITY OF COACHELLA	763-051-001	50850	TYLER ST	Trash Service	1	\$ 34.73	\$ 416.76
CITY OF COACHELLA	763-051-001	50850	TYLER ST	Additional Organics	1	\$ 9.72	\$ 116.64
CITY OF COACHELLA	763-051-002	86021	CALLE PIZANO	Trash Service	1	\$ 34.73	\$ 416.76
CITY OF COACHELLA	763-051-002	86021	CALLE PIZANO	Additional Trash	1	\$ 9.72	\$ 116.64
CITY OF COACHELLA	763-051-003	86031	CALLE PIZANO	Trash Service	1	\$ 34.73	\$ 416.76
CITY OF COACHELLA	763-051-003	86031	CALLE PIZANO	Additional Trash	3	\$ 29.16	\$ 349.92
CITY OF COACHELLA	763-051-004	86041	CALLE PIZANO	Trash Service	1	\$ 34.73	\$ 416.76
CITY OF COACHELLA	763-051-005	86051	CALLE PIZANO	Trash Service	1	\$ 34.73	\$ 416.76

### City of Coachella proposed 2024-25 Tax File

Customer Name	Parcel #	Address	Street	Service Level	Units	Total Monthly Rate	Total Annual Rate
CITY OF COACHELLA	763-051-005	86051	CALLE PIZANO	Additional Trash	1	\$ 9.72	\$ 116.64
CITY OF COACHELLA	763-051-006	86061	CALLE PIZANO	Trash Service	1	\$ 34.73	\$ 416.76
CITY OF COACHELLA	763-051-006	86061	CALLE PIZANO	Additional Trash	1	\$ 9.72	\$ 116.64
CITY OF COACHELLA	763-051-007	86071	CALLE PIZANO	Trash Service	1	\$ 34.73	\$ 416.76
CITY OF COACHELLA	763-051-008	86081	CALLE PIZANO	Trash Service	1	\$ 34.73	\$ 416.76
CITY OF COACHELLA	763-051-009	86091	CALLE PIZANO	Trash Service	1	\$ 34.73	\$ 416.76
CITY OF COACHELLA	763-051-010	86101	CALLE PIZANO	Trash Service	1	\$ 34.73	\$ 416.76
CITY OF COACHELLA	763-051-010	86101	CALLE PIZANO	Additional Trash	1	\$ 9.72	\$ 116.64
CITY OF COACHELLA	763-051-011	86111	CALLE PIZANO	Trash Service	1	\$ 34.73	\$ 416.76
CITY OF COACHELLA	763-051-011	86111	CALLE PIZANO	Additional Trash	1	\$ 9.72	\$ 116.64
CITY OF COACHELLA	763-051-012	86121	CALLE PIZANO	Trash Service	1	\$ 34.73	\$ 416.76
CITY OF COACHELLA	763-051-012	86121	CALLE PIZANO	Additional Trash	1	\$ 9.72	\$ 116.64
CITY OF COACHELLA	763-051-013	86131	CALLE PIZANO	Trash Service	1	\$ 34.73	\$ 416.76
CITY OF COACHELLA	763-051-013	86131	CALLE PIZANO	Additional Trash	1	\$ 9.72	\$ 116.64
CITY OF COACHELLA	763-051-014	86141	CALLE PIZANO	Trash Service	1	\$ 34.73	\$ 416.76
CITY OF COACHELLA	763-051-014	86141	CALLE PIZANO	Additional Trash	2	\$ 19.44	\$ 233.28
CITY OF COACHELLA	763-051-015	50781	CALLE MENDOZA	Trash Service	1	\$ 34.73	\$ 416.76
CITY OF COACHELLA	763-051-015	50781	CALLE MENDOZA	Additional Trash	1	\$ 9.72	\$ 116.64
CITY OF COACHELLA	763-051-016	50811	CALLE MENDOZA	Trash Service	1	\$ 34.73	\$ 416.76
CITY OF COACHELLA	763-051-016	50811	CALLE MENDOZA	Additional Trash	1	\$ 9.72	\$ 116.64
CITY OF COACHELLA	763-051-017	50851	CALLE MENDOZA	Trash Service	1	\$ 34.73	\$ 416.76
CITY OF COACHELLA	763-051-018	86170	LAS FLORES AVE	Trash Service	1	\$ 34.73	\$ 416.76
CITY OF COACHELLA	763-051-019	86160	LAS FLORES AVE	Trash Service	1	\$ 34.73	\$ 416.76
CITY OF COACHELLA	763-051-019	86160	LAS FLORES AVE	Additional Trash	1	\$ 9.72	\$ 116.64
CITY OF COACHELLA	763-051-020	86150	LAS FLORES AVE	Trash Service	1	\$ 34.73	\$ 416.76
CITY OF COACHELLA	763-051-020	86150	LAS FLORES AVE	Additional Trash	1	\$ 9.72	\$ 116.64
CITY OF COACHELLA	763-051-021	86140	LAS FLORES AVE	Trash Service	1	\$ 34.73	\$ 416.76
CITY OF COACHELLA	763-051-021	86140	LAS FLORES AVE	Additional Trash	1	\$ 9.72	\$ 116.64
CITY OF COACHELLA	763-051-022	86130	LAS FLORES AVE	Trash Service	1	\$ 34.73	\$ 416.76
CITY OF COACHELLA	763-051-022	86130	LAS FLORES AVE	Additional Trash	1	\$ 9.72	\$ 116.64
CITY OF COACHELLA	763-051-023	86120	LAS FLORES AVE	Trash Service	1	\$ 34.73	\$ 416.76
CITY OF COACHELLA	763-051-024	86110	LAS FLORES AVE	Trash Service	1	\$ 34.73	\$ 416.76
CITY OF COACHELLA	763-051-024	86110	LAS FLORES AVE	Additional Trash	1	\$ 9.72	\$ 116.64

### City of Coachella proposed 2024-25 Tax File

Customer Name	Parcel #	Address	Street	Service Level	Units	Total Monthly Rate	Total Annual Rate
CITY OF COACHELLA	763-051-025	86100	LAS FLORES AVE	Trash Service	1	\$ 34.73	\$ 416.76
CITY OF COACHELLA	763-051-026	86090	LAS FLORES AVE	Trash Service	1	\$ 34.73	\$ 416.76
CITY OF COACHELLA	763-051-027	86080	LAS FLORES AVE	Trash Service	1	\$ 34.73	\$ 416.76
CITY OF COACHELLA	763-051-028	86070	LAS FLORES AVE	Trash Service	1	\$ 34.73	\$ 416.76
CITY OF COACHELLA	763-051-028	86070	LAS FLORES AVE	Additional Trash	1	\$ 9.72	\$ 116.64
CITY OF COACHELLA	763-051-029	86060	LAS FLORES AVE	Trash Service	1	\$ 34.73	\$ 416.76
CITY OF COACHELLA	763-051-030	86050	LAS FLORES AVE	Trash Service	1	\$ 34.73	\$ 416.76
CITY OF COACHELLA	763-051-031	86040	LAS FLORES AVE	Trash Service	1	\$ 34.73	\$ 416.76
CITY OF COACHELLA	763-051-032	86030	LAS FLORES AVE	Trash Service	1	\$ 34.73	\$ 416.76
CITY OF COACHELLA	763-051-032	86030	LAS FLORES AVE	Additional Trash	1	\$ 9.72	\$ 116.64
CITY OF COACHELLA	763-051-033	86020	LAS FLORES AVE	Trash Service	1	\$ 34.73	\$ 416.76
CITY OF COACHELLA	763-051-033	86020	LAS FLORES AVE	Additional Trash	1	\$ 9.72	\$ 116.64
CITY OF COACHELLA	763-051-034	86010	LAS FLORES AVE	Trash Service	1	\$ 34.73	\$ 416.76
CITY OF COACHELLA	763-051-034	86010	LAS FLORES AVE	Additional Trash	1	\$ 9.72	\$ 116.64
CITY OF COACHELLA	763-052-001	50760	CALLE MENDOZA	Trash Service	1	\$ 34.73	\$ 416.76
CITY OF COACHELLA	763-052-001	50760	CALLE MENDOZA	Additional Trash	1	\$ 9.72	\$ 116.64
CITY OF COACHELLA	763-052-002	50780	CALLE MENDOZA	Trash Service	1	\$ 34.73	\$ 416.76
CITY OF COACHELLA	763-052-002	50780	CALLE MENDOZA	Additional Trash	1	\$ 9.72	\$ 116.64
CITY OF COACHELLA	763-052-003	50800	CALLE MENDOZA	Trash Service	1	\$ 34.73	\$ 416.76
CITY OF COACHELLA	763-052-004	50820	CALLE MENDOZA	Trash Service	1	\$ 34.73	\$ 416.76
CITY OF COACHELLA	763-052-004	50820	CALLE MENDOZA	Additional Trash	1	\$ 9.72	\$ 116.64
CITY OF COACHELLA	763-052-005	50850	CALLE MENDOZA	Trash Service	2	\$ 69.46	\$ 833.52
CITY OF COACHELLA	763-052-006	50880	CALLE MENDOZA	Trash Service	1	\$ 34.73	\$ 416.76
CITY OF COACHELLA	763-052-006	50880	CALLE MENDOZA	Additional Trash	1	\$ 9.72	\$ 116.64
CITY OF COACHELLA	763-052-007	86190	LAS FLORES AVE	Trash Service	1	\$ 34.73	\$ 416.76
CITY OF COACHELLA	763-052-007	86190	LAS FLORES AVE	Additional Trash	2	\$ 19.44	\$ 233.28
CITY OF COACHELLA	763-052-008	86200	LAS FLORES AVE	Trash Service	1	\$ 34.73	\$ 416.76
CITY OF COACHELLA	763-053-001	86011	LAS FLORES AVE	Trash Service	1	\$ 34.73	\$ 416.76
CITY OF COACHELLA	763-053-002	86021	LAS FLORES AVE	Trash Service	1	\$ 34.73	\$ 416.76
CITY OF COACHELLA	763-053-003	86031	LAS FLORES AVE	Trash Service	1	\$ 34.73	\$ 416.76
CITY OF COACHELLA	763-053-003	86031	LAS FLORES AVE	Additional Trash	1	\$ 9.72	\$ 116.64
CITY OF COACHELLA	763-053-004	86041	LAS FLORES AVE	Trash Service	1	\$ 34.73	\$ 416.76
CITY OF COACHELLA	763-053-005	86051	LAS FLORES AVE	Trash Service	1	\$ 34.73	\$ 416.76



### City of Coachella proposed 2024-25 Tax File

Customer Name	Parcel #	Address	Street	Service Level	Units	Total Monthly Rate	Total Annual Rate
CITY OF COACHELLA	763-053-005	86051	LAS FLORES AVE	Additional Trash	1	\$ 9.72	\$ 116.64
CITY OF COACHELLA	763-053-006	86061	LAS FLORES AVE	Trash Service	1	\$ 34.73	\$ 416.76
CITY OF COACHELLA	763-053-006	86061	LAS FLORES AVE	Additional Trash	1	\$ 9.72	\$ 116.64
CITY OF COACHELLA	763-053-007	86071	LAS FLORES AVE	Trash Service	1	\$ 34.73	\$ 416.76
CITY OF COACHELLA	763-053-007	86071	LAS FLORES AVE	Additional Trash	1	\$ 9.72	\$ 116.64
CITY OF COACHELLA	763-053-008	86081	LAS FLORES AVE	Trash Service	1	\$ 34.73	\$ 416.76
CITY OF COACHELLA	763-053-008	86081	LAS FLORES AVE	Additional Trash	1	\$ 9.72	\$ 116.64
CITY OF COACHELLA	763-053-009	86091	LAS FLORES AVE	Trash Service	1	\$ 34.73	\$ 416.76
CITY OF COACHELLA	763-053-009	86091	LAS FLORES AVE	Additional Trash	1	\$ 9.72	\$ 116.64
CITY OF COACHELLA	763-053-010	86101	LAS FLORES AVE	Trash Service	1	\$ 34.73	\$ 416.76
CITY OF COACHELLA	763-053-011	86121	LAS FLORES AVE	Trash Service	1	\$ 34.73	\$ 416.76
CITY OF COACHELLA	763-053-011	86121	LAS FLORES AVE	Additional Trash	1	\$ 9.72	\$ 116.64
CITY OF COACHELLA	763-053-012	86131	LAS FLORES AVE	Trash Service	1	\$ 34.73	\$ 416.76
CITY OF COACHELLA	763-053-012	86131	LAS FLORES AVE	Additional Trash	1	\$ 9.72	\$ 116.64
CITY OF COACHELLA	763-053-013	86141	LAS FLORES AVE	Trash Service	1	\$ 34.73	\$ 416.76
CITY OF COACHELLA	763-053-013	86141	LAS FLORES AVE	Additional Trash	1	\$ 9.72	\$ 116.64
CITY OF COACHELLA	763-053-014	86151	LAS FLORES AVE	Trash Service	1	\$ 34.73	\$ 416.76
CITY OF COACHELLA	763-053-014	86151	LAS FLORES AVE	Additional Trash	1	\$ 9.72	\$ 116.64
CITY OF COACHELLA	763-053-015	86161	LAS FLORES AVE	Trash Service	1	\$ 34.73	\$ 416.76
CITY OF COACHELLA	763-053-015	86161	LAS FLORES AVE	Additional Trash	1	\$ 9.72	\$ 116.64
CITY OF COACHELLA	763-053-016	86171	LAS FLORES AVE	Trash Service	1	\$ 34.73	\$ 416.76
CITY OF COACHELLA	763-053-017	86181	LAS FLORES AVE	Trash Service	1	\$ 34.73	\$ 416.76
CITY OF COACHELLA	763-053-017	86181	LAS FLORES AVE	Additional Trash	1	\$ 9.72	\$ 116.64
CITY OF COACHELLA	763-053-018	86191	LAS FLORES AVE	Trash Service	1	\$ 34.73	\$ 416.76
CITY OF COACHELLA	763-053-018	86191	LAS FLORES AVE	Additional Trash	1	\$ 9.72	\$ 116.64
CITY OF COACHELLA	763-053-019	86201	LAS FLORES AVE	Trash Service	1	\$ 34.73	\$ 416.76
CITY OF COACHELLA	763-053-019	86201	LAS FLORES AVE	Additional Organics	1	\$ 9.72	\$ 116.64
CITY OF COACHELLA	763-141-016	86120	TYLER LANE	Trash Service	1	\$ 34.73	\$ 416.76
CITY OF COACHELLA	763-411-001	51927	LA PONDEROSA DR	Trash Service	1	\$ 34.73	\$ 416.76
CITY OF COACHELLA	763-411-001	51927	LA PONDEROSA DR	Additional Trash	1	\$ 9.72	\$ 116.64
CITY OF COACHELLA	763-411-002	51951	LA PONDEROSA DR	Trash Service	1	\$ 34.73	\$ 416.76
CITY OF COACHELLA	763-411-002	51951	LA PONDEROSA DR	Additional Trash	1	\$ 9.72	\$ 116.64
CITY OF COACHELLA	763-411-003	51975	LA PONDEROSA DR	Trash Service	1	\$ 34.73	\$ 416.76

### City of Coachella proposed 2024-25 Tax File

Customer Name	Parcel #	Address	Street	Service Level	Units	Total Monthly Rate	Total Annual Rate
CITY OF COACHELLA	763-412-002	86705	NAOMI CT	Trash Service	1	\$ 34.73	\$ 416.76
CITY OF COACHELLA	763-412-003	86717	NAOMI CT	Trash Service	1	\$ 34.73	\$ 416.76
CITY OF COACHELLA	763-412-003	86717	NAOMI CT	Additional Trash	1	\$ 9.72	\$ 116.64
CITY OF COACHELLA	763-412-004	86729	NAOMI CT	Trash Service	1	\$ 34.73	\$ 416.76
CITY OF COACHELLA	763-412-005	86741	NAOMI CT	Trash Service	1	\$ 34.73	\$ 416.76
CITY OF COACHELLA	763-412-006	86753	NAOMI CT	Trash Service	1	\$ 34.73	\$ 416.76
CITY OF COACHELLA	763-412-007	86765	NAOMI CT	Trash Service	1	\$ 34.73	\$ 416.76
CITY OF COACHELLA	763-412-007	86765	NAOMI CT	Additional Trash	2	\$ 19.44	\$ 233.28
CITY OF COACHELLA	763-412-007	86765	NAOMI CT	Additional Recycle	1	\$ 9.72	\$ 116.64
CITY OF COACHELLA	763-412-008	86777	NAOMI CT	Trash Service	1	\$ 34.73	\$ 416.76
CITY OF COACHELLA	763-412-008	86777	NAOMI CT	Additional Trash	1	\$ 9.72	\$ 116.64
CITY OF COACHELLA	763-412-009	86789	NAOMI CT	Trash Service	1	\$ 34.73	\$ 416.76
CITY OF COACHELLA	763-412-009	86789	NAOMI CT	Additional Trash	1	\$ 9.72	\$ 116.64
CITY OF COACHELLA	763-412-010	86788	NAOMI CT	Trash Service	1	\$ 34.73	\$ 416.76
CITY OF COACHELLA	763-412-010	86788	NAOMI CT	Additional Trash	1	\$ 9.72	\$ 116.64
CITY OF COACHELLA	763-412-011	86776	NAOMI CT	Trash Service	1	\$ 34.73	\$ 416.76
CITY OF COACHELLA	763-412-011	86776	NAOMI CT	Additional Trash	1	\$ 9.72	\$ 116.64
CITY OF COACHELLA	763-412-012	86764	NAOMI CT	Trash Service	1	\$ 34.73	\$ 416.76
CITY OF COACHELLA	763-412-012	86764	NAOMI CT	Additional Trash	1	\$ 9.72	\$ 116.64
CITY OF COACHELLA	763-412-013	86752	NAOMI CT	Trash Service	1	\$ 34.73	\$ 416.76
CITY OF COACHELLA	763-412-014	86751	ROMUALDA CT	Trash Service	1	\$ 34.73	\$ 416.76
CITY OF COACHELLA	763-412-015	86763	ROMUALDA CT	Trash Service	1	\$ 34.73	\$ 416.76
CITY OF COACHELLA	763-412-015	86763	ROMUALDA CT	Additional Organics	1	\$ 9.72	\$ 116.64
CITY OF COACHELLA	763-412-016	86775	ROMUALDA CT	Trash Service	1	\$ 34.73	\$ 416.76
CITY OF COACHELLA	763-412-016	86775	ROMUALDA CT	Additional Trash	1	\$ 9.72	\$ 116.64
CITY OF COACHELLA	763-412-017	86787	ROMUALDA CT	Trash Service	1	\$ 34.73	\$ 416.76
CITY OF COACHELLA	763-412-017	86787	ROMUALDA CT	Additional Trash	1	\$ 9.72	\$ 116.64
CITY OF COACHELLA	763-412-018	86786	ROMUALDA CT	Trash Service	1	\$ 34.73	\$ 416.76
CITY OF COACHELLA	763-412-018	86786	ROMUALDA CT	Additional Trash	1	\$ 9.72	\$ 116.64
CITY OF COACHELLA	763-412-019	86774	ROMUALDA CT	Trash Service	1	\$ 34.73	\$ 416.76
CITY OF COACHELLA	763-412-020	86762	ROMUALDA CT	Trash Service	1	\$ 34.73	\$ 416.76
CITY OF COACHELLA	763-412-020	86762	ROMUALDA CT	Additional Trash	1	\$ 9.72	\$ 116.64
CITY OF COACHELLA	763-412-021	86750	ROMUALDA CT	Trash Service	1	\$ 34.73	\$ 416.76

### City of Coachella proposed 2024-25 Tax File

Customer Name	Parcel #	Address	Street	Service Level	Units	Total Monthly Rate	Total Annual Rate
CITY OF COACHELLA	763-412-021	86750	ROMUALDA CT	Additional Trash	1	\$ 9.72	\$ 116.64
CITY OF COACHELLA	763-412-022	86755	ORTIZ ST	Trash Service	1	\$ 34.73	\$ 416.76
CITY OF COACHELLA	763-412-022	86755	ORTIZ ST	Additional Trash	1	\$ 9.72	\$ 116.64
CITY OF COACHELLA	763-412-023	86767	ORTIZ ST	Trash Service	1	\$ 34.73	\$ 416.76
CITY OF COACHELLA	763-412-024	86779	ORTIZ ST	Trash Service	1	\$ 34.73	\$ 416.76
CITY OF COACHELLA	763-412-024	86779	ORTIZ ST	Additional Trash	1	\$ 9.72	\$ 116.64
CITY OF COACHELLA	763-412-025	86791	ORTIZ ST	Trash Service	1	\$ 34.73	\$ 416.76
CITY OF COACHELLA	763-412-026	86803	ORTIZ ST	Trash Service	1	\$ 34.73	\$ 416.76
CITY OF COACHELLA	763-412-026	86803	ORTIZ ST	Additional Trash	1	\$ 9.72	\$ 116.64
CITY OF COACHELLA	763-412-026	86803	ORTIZ ST	Additional Recycle	1	\$ 9.72	\$ 116.64
CITY OF COACHELLA	763-412-027	51841	LA HERNANDEZ ST	Trash Service	1	\$ 34.73	\$ 416.76
CITY OF COACHELLA	763-412-028	51863	LA HERNANDEZ ST	Trash Service	1	\$ 34.73	\$ 416.76
CITY OF COACHELLA	763-412-028	51863	LA HERNANDEZ ST	Additional Trash	1	\$ 9.72	\$ 116.64
CITY OF COACHELLA	763-412-029	51865	LA HERNANDEZ ST	Trash Service	1	\$ 34.73	\$ 416.76
CITY OF COACHELLA	763-412-031	51889	LA HERNANDEZ ST	Trash Service	1	\$ 34.73	\$ 416.76
CITY OF COACHELLA	763-412-032	51901	LA HERNANDEZ ST	Trash Service	1	\$ 34.73	\$ 416.76
CITY OF COACHELLA	763-412-033	51913	LA HERNANDEZ ST	Trash Service	1	\$ 34.73	\$ 416.76
CITY OF COACHELLA	763-412-033	51913	LA HERNANDEZ ST	Additional Trash	1	\$ 9.72	\$ 116.64
CITY OF COACHELLA	763-412-034	51925	LA HERNANDEZ ST	Trash Service	1	\$ 34.73	\$ 416.76
CITY OF COACHELLA	763-412-035	51937	LA HERNANDEZ ST	Trash Service	1	\$ 34.73	\$ 416.76
CITY OF COACHELLA	763-412-035	51937	LA HERNANDEZ ST	Additional Trash	1	\$ 9.72	\$ 116.64
CITY OF COACHELLA	763-412-036	51949	LA HERNANDEZ ST	Trash Service	1	\$ 34.73	\$ 416.76
CITY OF COACHELLA	763-412-037	51961	LA HERNANDEZ ST	Trash Service	1	\$ 34.73	\$ 416.76
CITY OF COACHELLA	763-412-038	51973	LA HERNANDEZ ST	Trash Service	1	\$ 34.73	\$ 416.76
CITY OF COACHELLA	763-412-038	51973	LA HERNANDEZ ST	Additional Trash	1	\$ 9.72	\$ 116.64
CITY OF COACHELLA	763-413-002	51880	LA HERNANDEZ ST	Trash Service	1	\$ 34.73	\$ 416.76
CITY OF COACHELLA	763-413-002	51880	LA HERNANDEZ ST	Additional Trash	1	\$ 9.72	\$ 116.64
CITY OF COACHELLA	763-413-003	51856	LA HERNANDEZ ST	Trash Service	1	\$ 34.73	\$ 416.76
CITY OF COACHELLA	763-413-004	51832	LA HERNANDEZ ST	Trash Service	1	\$ 34.73	\$ 416.76
CITY OF COACHELLA	763-413-004	51832	LA HERNANDEZ ST	Additional Trash	1	\$ 9.72	\$ 116.64
CITY OF COACHELLA	763-413-005	51808	LA HERNANDEZ ST	Trash Service	1	\$ 34.73	\$ 416.76
CITY OF COACHELLA	763-413-005	51808	LA HERNANDEZ ST	Additional Organics	1	\$ 9.72	\$ 116.64
CITY OF COACHELLA	763-413-006	51784	LA HERNANDEZ ST	Trash Service	1	\$ 34.73	\$ 416.76

### City of Coachella proposed 2024-25 Tax File

Customer Name	Parcel #	Address	Street	Service Level	Units	Total Monthly Rate	Total Annual Rate
CITY OF COACHELLA	763-413-007	51760	LA HERNANDEZ ST	Trash Service	1	\$ 34.73	\$ 416.76
CITY OF COACHELLA	763-413-008	51736	LA HERNANDEZ ST	Trash Service	1	\$ 34.73	\$ 416.76
CITY OF COACHELLA	763-413-008	51736	LA HERNANDEZ ST	Additional Trash	1	\$ 9.72	\$ 116.64
CITY OF COACHELLA	763-413-009	51712	LA HERNANDEZ ST	Trash Service	1	\$ 34.73	\$ 416.76
CITY OF COACHELLA	763-413-010	51688	LA HERNANDEZ ST	Trash Service	1	\$ 34.73	\$ 416.76
CITY OF COACHELLA	763-413-010	51688	LA HERNANDEZ ST	Additional Trash	1	\$ 9.72	\$ 116.64
CITY OF COACHELLA	763-413-010	51688	LA HERNANDEZ ST	Additional Recycle	1	\$ 9.72	\$ 116.64
CITY OF COACHELLA	763-413-011	51664	LA HERNANDEZ ST	Trash Service	1	\$ 34.73	\$ 416.76
CITY OF COACHELLA	763-413-012	51640	LA HERNANDEZ ST	Trash Service	1	\$ 34.73	\$ 416.76
CITY OF COACHELLA	763-413-012	51640	LA HERNANDEZ ST	Additional Trash	1	\$ 9.72	\$ 116.64
CITY OF COACHELLA	763-413-013	51616	LA HERNANDEZ ST	Trash Service	1	\$ 34.73	\$ 416.76
CITY OF COACHELLA	763-413-014	51592	LA HERNANDEZ ST	Trash Service	1	\$ 34.73	\$ 416.76
CITY OF COACHELLA	763-413-014	51592	LA HERNANDEZ ST	Additional Trash	1	\$ 9.72	\$ 116.64
CITY OF COACHELLA	763-413-015	51568	LA HERNANDEZ ST	Trash Service	1	\$ 34.73	\$ 416.76
CITY OF COACHELLA	763-413-016	51544	LA HERNANDEZ ST	Trash Service	1	\$ 34.73	\$ 416.76
CITY OF COACHELLA	763-413-016	51544	LA HERNANDEZ ST	Additional Trash	1	\$ 9.72	\$ 116.64
CITY OF COACHELLA	763-413-017	51520	LA HERNANDEZ ST	Trash Service	1	\$ 34.73	\$ 416.76
CITY OF COACHELLA	763-413-017	51520	LA HERNANDEZ ST	Additional Trash	1	\$ 9.72	\$ 116.64
CITY OF COACHELLA	763-414-001	51805	PEREZ ST	Trash Service	1	\$ 34.73	\$ 416.76
CITY OF COACHELLA	763-414-002	51817	PEREZ ST	Trash Service	1	\$ 34.73	\$ 416.76
CITY OF COACHELLA	763-414-002	51817	PEREZ ST	Additional Trash	1	\$ 9.72	\$ 116.64
CITY OF COACHELLA	763-414-003	51829	PEREZ ST	Trash Service	1	\$ 34.73	\$ 416.76
CITY OF COACHELLA	763-414-004	51841	PEREZ ST	Trash Service	1	\$ 34.73	\$ 416.76
CITY OF COACHELLA	763-414-005	51853	PEREZ ST	Trash Service	1	\$ 34.73	\$ 416.76
CITY OF COACHELLA	763-414-006	51865	PEREZ ST	Trash Service	1	\$ 34.73	\$ 416.76
CITY OF COACHELLA	763-414-007	51877	PEREZ ST	Trash Service	1	\$ 34.73	\$ 416.76
CITY OF COACHELLA	763-414-008	51889	PEREZ ST	Trash Service	1	\$ 34.73	\$ 416.76
CITY OF COACHELLA	763-414-008	51889	PEREZ ST	Additional Organics	1	\$ 9.72	\$ 116.64
CITY OF COACHELLA	763-414-009	51901	PEREZ ST	Trash Service	1	\$ 34.73	\$ 416.76
CITY OF COACHELLA	763-414-009	51901	PEREZ ST	Additional Trash	1	\$ 9.72	\$ 116.64
CITY OF COACHELLA	763-421-001	51496	LA HERNANDEZ ST	Trash Service	1	\$ 34.73	\$ 416.76
CITY OF COACHELLA	763-421-001	51496	LA HERNANDEZ ST	Additional Trash	1	\$ 9.72	\$ 116.64
CITY OF COACHELLA	763-421-002	51472	LA HERNANDEZ ST	Trash Service	1	\$ 34.73	\$ 416.76

### City of Coachella proposed 2024-25 Tax File

Customer Name	Parcel #	Address	Street	Service Level	Units	Total Monthly Rate	Total Annual Rate
CITY OF COACHELLA	763-421-003	51448	LA HERNANDEZ ST	Trash Service	1	\$ 34.73	\$ 416.76
CITY OF COACHELLA	763-421-004	51424	LA HERNANDEZ ST	Trash Service	1	\$ 34.73	\$ 416.76
CITY OF COACHELLA	763-421-005	51400	LA HERNANDEZ ST	Trash Service	1	\$ 34.73	\$ 416.76
CITY OF COACHELLA	763-421-005	51400	LA HERNANDEZ ST	Additional Trash	1	\$ 9.72	\$ 116.64
CITY OF COACHELLA	763-421-006	51376	LA HERNANDEZ ST	Trash Service	1	\$ 34.73	\$ 416.76
CITY OF COACHELLA	763-421-006	51376	LA HERNANDEZ ST	Additional Trash	1	\$ 9.72	\$ 116.64
CITY OF COACHELLA	763-421-007	51352	LA HERNANDEZ ST	Trash Service	1	\$ 34.73	\$ 416.76
CITY OF COACHELLA	763-421-007	51352	LA HERNANDEZ ST	Additional Trash	1	\$ 9.72	\$ 116.64
CITY OF COACHELLA	763-421-008	51328	LA HERNANDEZ ST	Trash Service	1	\$ 34.73	\$ 416.76
CITY OF COACHELLA	763-421-008	51328	LA HERNANDEZ ST	Additional Trash	1	\$ 9.72	\$ 116.64
CITY OF COACHELLA	763-421-009	51304	LA HERNANDEZ ST	Trash Service	1	\$ 34.73	\$ 416.76
CITY OF COACHELLA	763-421-009	51304	LA HERNANDEZ ST	Additional Trash	1	\$ 9.72	\$ 116.64
CITY OF COACHELLA	763-421-010	51280	LA HERNANDEZ ST	Trash Service	1	\$ 34.73	\$ 416.76
CITY OF COACHELLA	763-421-011	51256	LA HERNANDEZ ST	Trash Service	1	\$ 34.73	\$ 416.76
CITY OF COACHELLA	763-421-012	51232	LA HERNANDEZ ST	Trash Service	1	\$ 34.73	\$ 416.76
CITY OF COACHELLA	763-421-013	51208	LA HERNANDEZ ST	Trash Service	1	\$ 34.73	\$ 416.76
CITY OF COACHELLA	763-421-014	51376	LA PONDEROSA DR	Trash Service	1	\$ 34.73	\$ 416.76
CITY OF COACHELLA	763-421-015	51362	LA PONDEROSA DR	Trash Service	1	\$ 34.73	\$ 416.76
CITY OF COACHELLA	763-421-015	51362	LA PONDEROSA DR	Additional Trash	1	\$ 9.72	\$ 116.64
CITY OF COACHELLA	763-421-016	51328	LA PONDEROSA DR	Trash Service	1	\$ 34.73	\$ 416.76
CITY OF COACHELLA	763-421-016	51328	LA PONDEROSA DR	Additional Trash	1	\$ 9.72	\$ 116.64
CITY OF COACHELLA	763-421-017	51399	LA PONDEROSA DR	Trash Service	1	\$ 34.73	\$ 416.76
CITY OF COACHELLA	763-421-018	51423	LA PONDEROSA DR	Trash Service	1	\$ 34.73	\$ 416.76
CITY OF COACHELLA	763-421-018	51423	LA PONDEROSA DR	Additional Trash	1	\$ 9.72	\$ 116.64
CITY OF COACHELLA	763-421-019	51447	LA PONDEROSA DR	Trash Service	1	\$ 34.73	\$ 416.76
CITY OF COACHELLA	763-421-019	51447	LA PONDEROSA DR	Additional Trash	1	\$ 9.72	\$ 116.64
CITY OF COACHELLA	763-421-020	51471	LA PONDEROSA DR	Trash Service	1	\$ 34.73	\$ 416.76
CITY OF COACHELLA	763-421-020	51471	LA PONDEROSA DR	Additional Trash	1	\$ 9.72	\$ 116.64
CITY OF COACHELLA	763-421-021	51495	LA PONDEROSA DR	Trash Service	1	\$ 34.73	\$ 416.76
CITY OF COACHELLA	763-421-022	51519	LA PONDEROSA DR	Trash Service	1	\$ 34.73	\$ 416.76
CITY OF COACHELLA	763-421-022	51519	LA PONDEROSA DR	Additional Trash	1	\$ 9.72	\$ 116.64
CITY OF COACHELLA	763-421-022	51519	LA PONDEROSA DR	Additional Recycle	1	\$ 9.72	\$ 116.64
CITY OF COACHELLA	763-421-023	51543	LA PONDEROSA DR	Trash Service	1	\$ 34.73	\$ 416.76

### City of Coachella proposed 2024-25 Tax File

Customer Name	Parcel #	Address	Street	Service Level	Units	Total Monthly Rate	Total Annual Rate
CITY OF COACHELLA	763-421-024	51567	LA PONDEROSA DR	Trash Service	1	\$ 34.73	\$ 416.76
CITY OF COACHELLA	763-421-025	51591	LA PONDEROSA DR	Trash Service	1	\$ 34.73	\$ 416.76
CITY OF COACHELLA	763-421-026	51615	LA PONDEROSA DR	Trash Service	1	\$ 34.73	\$ 416.76
CITY OF COACHELLA	763-421-027	51639	LA PONDEROSA DR	Trash Service	1	\$ 34.73	\$ 416.76
CITY OF COACHELLA	763-421-027	51639	LA PONDEROSA DR	Additional Trash	1	\$ 9.72	\$ 116.64
CITY OF COACHELLA	763-421-028	51663	LA PONDEROSA DR	Trash Service	1	\$ 34.73	\$ 416.76
CITY OF COACHELLA	763-421-028	51663	LA PONDEROSA DR	Additional Trash	1	\$ 9.72	\$ 116.64
CITY OF COACHELLA	763-421-029	51687	LA PONDEROSA DR	Trash Service	1	\$ 34.73	\$ 416.76
CITY OF COACHELLA	763-421-029	51687	LA PONDEROSA DR	Additional Trash	1	\$ 9.72	\$ 116.64
CITY OF COACHELLA	763-421-030	51711	LA PONDEROSA DR	Trash Service	1	\$ 34.73	\$ 416.76
CITY OF COACHELLA	763-421-031	51735	LA PONDEROSA DR	Trash Service	1	\$ 34.73	\$ 416.76
CITY OF COACHELLA	763-421-032	51759	LA PONDEROSA DR	Trash Service	1	\$ 34.73	\$ 416.76
CITY OF COACHELLA	763-421-032	51759	LA PONDEROSA DR	Additional Trash	1	\$ 9.72	\$ 116.64
CITY OF COACHELLA	763-421-033	51783	LA PONDEROSA DR	Trash Service	1	\$ 34.73	\$ 416.76
CITY OF COACHELLA	763-421-033	51783	LA PONDEROSA DR	Additional Trash	1	\$ 9.72	\$ 116.64
CITY OF COACHELLA	763-421-034	51807	LA PONDEROSA DR	Trash Service	1	\$ 34.73	\$ 416.76
CITY OF COACHELLA	763-421-035	51831	LA PONDEROSA DR	Trash Service	1	\$ 34.73	\$ 416.76
CITY OF COACHELLA	763-421-036	51855	LA PONDEROSA DR	Trash Service	1	\$ 34.73	\$ 416.76
CITY OF COACHELLA	763-421-038	51903	LA PONDEROSA DR	Trash Service	1	\$ 34.73	\$ 416.76
CITY OF COACHELLA	763-422-001	51733	PEREZ ST	Trash Service	1	\$ 34.73	\$ 416.76
CITY OF COACHELLA	763-422-001	51733	PEREZ ST	Additional Trash	1	\$ 9.72	\$ 116.64
CITY OF COACHELLA	763-422-001	51733	PEREZ ST	Additional Recycle	1	\$ 9.72	\$ 116.64
CITY OF COACHELLA	763-422-002	51745	PEREZ ST	Trash Service	1	\$ 34.73	\$ 416.76
CITY OF COACHELLA	763-422-002	51745	PEREZ ST	Additional Trash	1	\$ 9.72	\$ 116.64
CITY OF COACHELLA	763-422-003	51757	PEREZ ST	Trash Service	1	\$ 34.73	\$ 416.76
CITY OF COACHELLA	763-422-003	51757	PEREZ ST	Additional Trash	1	\$ 9.72	\$ 116.64
CITY OF COACHELLA	763-422-004	51769	PEREZ ST	Trash Service	1	\$ 34.73	\$ 416.76
CITY OF COACHELLA	763-422-004	51769	PEREZ ST	Additional Trash	1	\$ 9.72	\$ 116.64
CITY OF COACHELLA	763-422-005	51781	PEREZ ST	Trash Service	1	\$ 34.73	\$ 416.76
CITY OF COACHELLA	763-422-005	51781	PEREZ ST	Additional Trash	1	\$ 9.72	\$ 116.64
CITY OF COACHELLA	763-422-006	51793	PEREZ ST	Trash Service	1	\$ 34.73	\$ 416.76
CITY OF COACHELLA	763-422-006	51793	PEREZ ST	Additional Trash	1	\$ 9.72	\$ 116.64
CITY OF COACHELLA	763-422-007	51808	LA PONDEROSA DR	Trash Service	1	\$ 34.73	\$ 416.76

### City of Coachella proposed 2024-25 Tax File

Customer Name	Parcel #	Address	Street	Service Level	Units	Total Monthly Rate	Total Annual Rate
CITY OF COACHELLA	763-422-008	51784	LA PONDEROSA DR	Trash Service	1	\$ 34.73	\$ 416.76
CITY OF COACHELLA	763-422-009	51760	LA PONDEROSA DR	Trash Service	1	\$ 34.73	\$ 416.76
CITY OF COACHELLA	763-422-010	51736	LA PONDEROSA DR	Trash Service	1	\$ 34.73	\$ 416.76
CITY OF COACHELLA	763-422-011	51702	LA PONDEROSA DR	Trash Service	1	\$ 34.73	\$ 416.76
CITY OF COACHELLA	763-422-012	51688	LA PONDEROSA DR	Trash Service	1	\$ 34.73	\$ 416.76
CITY OF COACHELLA	763-422-012	51688	LA PONDEROSA DR	Additional Organics	1	\$ 9.72	\$ 116.64
CITY OF COACHELLA	763-422-013	51664	LA PONDEROSA DR	Trash Service	1	\$ 34.73	\$ 416.76
CITY OF COACHELLA	763-422-014	51640	LA PONDEROSA DR	Trash Service	1	\$ 34.73	\$ 416.76
CITY OF COACHELLA	763-422-014	51640	LA PONDEROSA DR	Additional Trash	1	\$ 9.72	\$ 116.64
CITY OF COACHELLA	763-422-015	51616	LA PONDEROSA DR	Trash Service	1	\$ 34.73	\$ 416.76
CITY OF COACHELLA	763-422-016	51592	LA PONDEROSA DR	Trash Service	1	\$ 34.73	\$ 416.76
CITY OF COACHELLA	763-422-017	51568	LA PONDEROSA DR	Trash Service	1	\$ 34.73	\$ 416.76
CITY OF COACHELLA	763-422-017	51568	LA PONDEROSA DR	Additional Trash	1	\$ 9.72	\$ 116.64
CITY OF COACHELLA	763-422-018	51544	LA PONDEROSA DR	Trash Service	1	\$ 34.73	\$ 416.76
CITY OF COACHELLA	763-422-019	51520	LA PONDEROSA DR	Trash Service	1	\$ 34.73	\$ 416.76
CITY OF COACHELLA	763-422-020	51496	LA PONDEROSA DR	Trash Service	1	\$ 34.73	\$ 416.76
CITY OF COACHELLA	763-422-020	51496	LA PONDEROSA DR	Additional Trash	1	\$ 9.72	\$ 116.64
CITY OF COACHELLA	763-422-021	51472	LA PONDEROSA DR	Trash Service	1	\$ 34.73	\$ 416.76
CITY OF COACHELLA	763-422-022	51448	LA PONDEROSA DR	Trash Service	1	\$ 34.73	\$ 416.76
CITY OF COACHELLA	763-422-023	51424	LA PONDEROSA DR	Trash Service	1	\$ 34.73	\$ 416.76
CITY OF COACHELLA	763-422-023	51424	LA PONDEROSA DR	Additional Trash	1	\$ 9.72	\$ 116.64
CITY OF COACHELLA	763-422-024	51400	LA PONDEROSA DR	Trash Service	1	\$ 34.73	\$ 416.76
CITY OF COACHELLA	763-422-024	51400	LA PONDEROSA DR	Additional Trash	1	\$ 9.72	\$ 116.64
CITY OF COACHELLA	763-422-025	51745	LA HERNANDEZ ST	Trash Service	1	\$ 34.73	\$ 416.76
CITY OF COACHELLA	763-422-026	51757	LA HERNANDEZ ST	Trash Service	1	\$ 34.73	\$ 416.76
CITY OF COACHELLA	763-422-026	51757	LA HERNANDEZ ST	Additional Trash	1	\$ 9.72	\$ 116.64
CITY OF COACHELLA	763-423-001	86776	ORTIZ ST	Trash Service	1	\$ 34.73	\$ 416.76
CITY OF COACHELLA	763-423-001	86776	ORTIZ ST	Additional Trash	1	\$ 9.72	\$ 116.64
CITY OF COACHELLA	763-423-002	86764	ORTIZ ST	Trash Service	1	\$ 34.73	\$ 416.76
CITY OF COACHELLA	763-423-002	86764	ORTIZ ST	Additional Trash	1	\$ 9.72	\$ 116.64
CITY OF COACHELLA	763-423-003	86752	ORTIZ ST	Trash Service	1	\$ 34.73	\$ 416.76
CITY OF COACHELLA	763-423-004	51770	PEREZ ST	Trash Service	1	\$ 34.73	\$ 416.76
CITY OF COACHELLA	763-423-004	51770	PEREZ ST	Additional Trash	1	\$ 9.72	\$ 116.64



### City of Coachella proposed 2024-25 Tax File

Customer Name	Parcel #	Address	Street	Service Level	Units	Total Monthly Rate	Total Annual Rate
CITY OF COACHELLA	763-423-005	51769	LA HERNANDEZ ST	Trash Service	1	\$ 34.73	\$ 416.76
CITY OF COACHELLA	763-423-005	51769	LA HERNANDEZ ST	Additional Trash	1	\$ 9.72	\$ 116.64
CITY OF COACHELLA	763-423-006	51781	LA HERNANDEZ ST	Trash Service	1	\$ 34.73	\$ 416.76
CITY OF COACHELLA	763-423-007	51793	LA HERNANDEZ ST	Trash Service	1	\$ 34.73	\$ 416.76
CITY OF COACHELLA	763-423-008	51805	LA HERNANDEZ ST	Trash Service	1	\$ 34.73	\$ 416.76
CITY OF COACHELLA	763-423-008	51805	LA HERNANDEZ ST	Additional Trash	1	\$ 9.72	\$ 116.64
CITY OF COACHELLA	763-423-009	51817	LA HERNANDEZ ST	Trash Service	1	\$ 34.73	\$ 416.76
CITY OF COACHELLA	763-423-010	51829	LA HERNANDEZ ST	Trash Service	1	\$ 34.73	\$ 416.76
CITY OF COACHELLA	763-423-010	51829	LA HERNANDEZ ST	Additional Trash	1	\$ 9.72	\$ 116.64
CITY OF COACHELLA	763-431-001	51349	PALMERAS CIR	Trash Service	1	\$ 34.73	\$ 416.76
CITY OF COACHELLA	763-431-005	86026	PALMERAS CIR	Trash Service	1	\$ 34.73	\$ 416.76
CITY OF COACHELLA	763-431-006	86036	PALMERAS CIR	Trash Service	1	\$ 34.73	\$ 416.76
CITY OF COACHELLA	763-431-007	86046	PALMERAS CIR	Trash Service	1	\$ 34.73	\$ 416.76
CITY OF COACHELLA	763-431-009	86066	PALMERAS CIR	Trash Service	1	\$ 34.73	\$ 416.76
CITY OF COACHELLA	763-431-012	86096	PALMERAS CIR	Trash Service	1	\$ 34.73	\$ 416.76
CITY OF COACHELLA	763-431-012	86096	PALMERAS CIR	Additional Trash	1	\$ 9.72	\$ 116.64
CITY OF COACHELLA	763-431-013	86106	PALMERAS CIR	Trash Service	1	\$ 34.73	\$ 416.76
CITY OF COACHELLA	763-431-014	86116	PALMERAS CIR	Trash Service	1	\$ 34.73	\$ 416.76
CITY OF COACHELLA	763-431-015	86126	PALMERAS CIR	Trash Service	1	\$ 34.73	\$ 416.76
CITY OF COACHELLA	763-431-016	86136	PALMERAS CIR	Trash Service	1	\$ 34.73	\$ 416.76
CITY OF COACHELLA	763-431-017	86129	PALMERAS CIR	Trash Service	1	\$ 34.73	\$ 416.76
CITY OF COACHELLA	763-431-018	86119	PALMERAS CIR	Trash Service	1	\$ 34.73	\$ 416.76
CITY OF COACHELLA	763-431-019	86109	PALMERAS CIR	Trash Service	1	\$ 34.73	\$ 416.76
CITY OF COACHELLA	763-431-020	86099	PALMERAS CIR	Trash Service	1	\$ 34.73	\$ 416.76
CITY OF COACHELLA	763-431-020	86099	PALMERAS CIR	Additional Trash	1	\$ 9.72	\$ 116.64
CITY OF COACHELLA	763-431-021	86089	PALMERAS CIR	Trash Service	1	\$ 34.73	\$ 416.76
CITY OF COACHELLA	763-431-021	86089	PALMERAS CIR	Additional Trash	1	\$ 9.72	\$ 116.64
CITY OF COACHELLA	763-431-025	51467	PALMERAS CIR	Trash Service	1	\$ 34.73	\$ 416.76
CITY OF COACHELLA	763-431-028	86035	PALMERAS CIR	Trash Service	1	\$ 34.73	\$ 416.76
CITY OF COACHELLA	763-431-028	86035	PALMERAS CIR	Additional Trash	1	\$ 9.72	\$ 116.64
CITY OF COACHELLA	763-431-029	86045	PALMERAS CIR	Trash Service	1	\$ 34.73	\$ 416.76
CITY OF COACHELLA	763-431-030	86055	PALMERAS CIR	Trash Service	1	\$ 34.73	\$ 416.76
CITY OF COACHELLA	763-431-031	51363	PALOMA DR	Trash Service	1	\$ 34.73	\$ 416.76

### City of Coachella proposed 2024-25 Tax File

Customer Name	Parcel #	Address	Street	Service Level	Units	Total Monthly Rate	Total Annual Rate
CITY OF COACHELLA	763-431-032	51383	PALOMA DR	Trash Service	1	\$ 34.73	\$ 416.76
CITY OF COACHELLA	763-431-032	51383	PALOMA DR	Additional Trash	1	\$ 9.72	\$ 116.64
CITY OF COACHELLA	763-431-033	51403	PALOMA DR	Trash Service	1	\$ 34.73	\$ 416.76
CITY OF COACHELLA	763-431-033	51403	PALOMA DR	Additional Trash	1	\$ 9.72	\$ 116.64
CITY OF COACHELLA	763-431-034	51423	PALOMA DR	Trash Service	1	\$ 34.73	\$ 416.76
CITY OF COACHELLA	763-431-035	51443	PALOMA DR	Trash Service	1	\$ 34.73	\$ 416.76
CITY OF COACHELLA	763-431-036	51163	PALOMA DR	Trash Service	1	\$ 34.73	\$ 416.76
CITY OF COACHELLA	763-431-037	51464	PALOMA DR	Trash Service	1	\$ 34.73	\$ 416.76
CITY OF COACHELLA	763-431-038	51444	PALOMA DR	Trash Service	1	\$ 34.73	\$ 416.76
CITY OF COACHELLA	763-431-039	51424	PALOMA DR	Trash Service	1	\$ 34.73	\$ 416.76
CITY OF COACHELLA	763-431-040	51404	PALOMA DR	Trash Service	1	\$ 34.73	\$ 416.76
CITY OF COACHELLA	763-431-041	51384	PALOMA DR	Trash Service	1	\$ 34.73	\$ 416.76
CITY OF COACHELLA	763-431-042	51364	PALOMA DR	Trash Service	1	\$ 34.73	\$ 416.76
CITY OF COACHELLA	763-431-043	51344	PALOMA DR	Trash Service	1	\$ 34.73	\$ 416.76
CITY OF COACHELLA	763-431-044	51324	PALOMA DR	Trash Service	1	\$ 34.73	\$ 416.76
CITY OF COACHELLA	763-431-045	51325	MARIPOSA DR	Trash Service	1	\$ 34.73	\$ 416.76
CITY OF COACHELLA	763-431-046	51345	MARIPOSA DR	Trash Service	1	\$ 34.73	\$ 416.76
CITY OF COACHELLA	763-431-047	51365	MARIPOSA DR	Trash Service	1	\$ 34.73	\$ 416.76
CITY OF COACHELLA	763-431-048	51385	MARIPOSA DR	Trash Service	1	\$ 34.73	\$ 416.76
CITY OF COACHELLA	763-431-050	51425	MARIPOSA DR	Trash Service	1	\$ 34.73	\$ 416.76
CITY OF COACHELLA	763-431-051	51445	MARIPOSA DR	Trash Service	1	\$ 34.73	\$ 416.76
CITY OF COACHELLA	763-431-052	51465	MARIPOSA DR	Trash Service	1	\$ 34.73	\$ 416.76
CITY OF COACHELLA	763-431-053	51462	MARIPOSA DR	Trash Service	1	\$ 34.73	\$ 416.76
CITY OF COACHELLA	763-431-054	51442	MARIPOSA DR	Trash Service	1	\$ 34.73	\$ 416.76
CITY OF COACHELLA	763-431-054	51442	MARIPOSA DR	Additional Trash	1	\$ 9.72	\$ 116.64
CITY OF COACHELLA	763-431-055	51422	MARIPOSA DR	Trash Service	1	\$ 34.73	\$ 416.76
CITY OF COACHELLA	763-431-056	51402	MARIPOSA DR	Trash Service	1	\$ 34.73	\$ 416.76
CITY OF COACHELLA	763-431-057	51382	MARIPOSA DR	Trash Service	1	\$ 34.73	\$ 416.76
CITY OF COACHELLA	763-431-058	51362	MARIPOSA DR	Trash Service	1	\$ 34.73	\$ 416.76
CITY OF COACHELLA	763-431-059	51342	MARIPOSA DR	Trash Service	1	\$ 34.73	\$ 416.76
CITY OF COACHELLA	763-431-060	51322	MARIPOSA DR	Trash Service	1	\$ 34.73	\$ 416.76
CITY OF COACHELLA	763-431-061	51321	CHUPAROSA DR	Trash Service	1	\$ 34.73	\$ 416.76
CITY OF COACHELLA	763-431-062	51341	CHUPAROSA DR	Trash Service	1	\$ 34.73	\$ 416.76

### City of Coachella proposed 2024-25 Tax File

Customer Name	Parcel #	Address	Street	Service Level	Units	Total Monthly Rate	Total Annual Rate
CITY OF COACHELLA	763-431-063	51361	CHUPAROSA DR	Trash Service	1	\$ 34.73	\$ 416.76
CITY OF COACHELLA	763-431-064	51381	CHUPAROSA DR	Trash Service	1	\$ 34.73	\$ 416.76
CITY OF COACHELLA	763-431-065	51401	CHUPAROSA DR	Trash Service	1	\$ 34.73	\$ 416.76
CITY OF COACHELLA	763-431-066	51421	CHUPAROSA DR	Trash Service	1	\$ 34.73	\$ 416.76
CITY OF COACHELLA	763-431-066	51421	CHUPAROSA DR	Additional Trash	1	\$ 9.72	\$ 116.64
CITY OF COACHELLA	763-431-067	51441	CHUPAROSA DR	Trash Service	1	\$ 34.73	\$ 416.76
CITY OF COACHELLA	763-431-068	51461	CHUPAROSA DR	Trash Service	1	\$ 34.73	\$ 416.76
CITY OF COACHELLA	763-431-078	51434	TYLER ST	Trash Service	1	\$ 34.73	\$ 416.76
CITY OF COACHELLA	763-431-078	51434	TYLER ST	Additional Trash	1	\$ 9.72	\$ 116.64
CITY OF COACHELLA	763-431-079	51462	TYLER ST	Trash Service	1	\$ 34.73	\$ 416.76
CITY OF COACHELLA	763-431-080	86037	PALMERAS CIR	Trash Service	1	\$ 34.73	\$ 416.76
CITY OF COACHELLA	763-432-001	86146	PALMERAS CIR	Trash Service	1	\$ 34.73	\$ 416.76
CITY OF COACHELLA	763-432-002	86156	PALMERAS CIR	Trash Service	1	\$ 34.73	\$ 416.76
CITY OF COACHELLA	763-432-003	86166	PALMERAS CIR	Trash Service	1	\$ 34.73	\$ 416.76
CITY OF COACHELLA	763-432-004	86176	PALMERAS CIR	Trash Service	1	\$ 34.73	\$ 416.76
CITY OF COACHELLA	763-432-005	86186	PALMERAS CIR	Trash Service	1	\$ 34.73	\$ 416.76
CITY OF COACHELLA	763-432-006	86196	PALMERAS CIR	Trash Service	1	\$ 34.73	\$ 416.76
CITY OF COACHELLA	763-432-007	86206	PALMERAS CIR	Trash Service	1	\$ 34.73	\$ 416.76
CITY OF COACHELLA	763-432-008	86216	PALMERAS CIR	Trash Service	1	\$ 34.73	\$ 416.76
CITY OF COACHELLA	763-432-009	51310	PALMERAS CIR	Trash Service	1	\$ 34.73	\$ 416.76
CITY OF COACHELLA	763-432-010	51330	PALMERAS CIR	Trash Service	1	\$ 34.73	\$ 416.76
CITY OF COACHELLA	763-432-011	51350	PALMERAS CIR	Trash Service	1	\$ 34.73	\$ 416.76
CITY OF COACHELLA	763-432-012	51370	PALMERAS CIR	Trash Service	1	\$ 34.73	\$ 416.76
CITY OF COACHELLA	763-432-013	51390	PALMERAS CIR	Trash Service	1	\$ 34.73	\$ 416.76
CITY OF COACHELLA	763-432-014	51410	PALMERAS CIR	Trash Service	1	\$ 34.73	\$ 416.76
CITY OF COACHELLA	763-432-015	51430	PALMERAS CIR	Trash Service	1	\$ 34.73	\$ 416.76
CITY OF COACHELLA	763-432-016	51450	PALMERAS CIR	Trash Service	1	\$ 34.73	\$ 416.76
CITY OF COACHELLA	763-432-017	86189	PALMERAS CIR	Trash Service	1	\$ 34.73	\$ 416.76
CITY OF COACHELLA	763-432-018	86179	PALMERAS CIR	Trash Service	1	\$ 34.73	\$ 416.76
CITY OF COACHELLA	763-432-019	86169	PALMERAS CIR	Trash Service	1	\$ 34.73	\$ 416.76
CITY OF COACHELLA	763-432-020	86159	PALMERAS CIR	Trash Service	1	\$ 34.73	\$ 416.76
CITY OF COACHELLA	763-432-021	86149	PALMERAS CIR	Trash Service	1	\$ 34.73	\$ 416.76
CITY OF COACHELLA	763-432-022	86139	PALMERAS CIR	Trash Service	1	\$ 34.73	\$ 416.76

### City of Coachella proposed 2024-25 Tax File

Customer Name	Parcel #	Address	Street	Service Level	Units	Total Monthly Rate	Total Annual Rate
CITY OF COACHELLA	763-432-023	51466	CHUPAROSA DR	Trash Service	1	\$ 34.73	\$ 416.76
CITY OF COACHELLA	763-432-024	51446	CHUPAROSA DR	Trash Service	1	\$ 34.73	\$ 416.76
CITY OF COACHELLA	763-432-025	51426	CHUPAROSA DR	Trash Service	1	\$ 34.73	\$ 416.76
CITY OF COACHELLA	763-432-026	51406	CHUPAROSA DR	Trash Service	1	\$ 34.73	\$ 416.76
CITY OF COACHELLA	763-432-027	51386	CHUPAROSA DR	Trash Service	1	\$ 34.73	\$ 416.76
CITY OF COACHELLA	763-432-028	51366	CHUPAROSA DR	Trash Service	1	\$ 34.73	\$ 416.76
CITY OF COACHELLA	763-432-029	51346	CHUPAROSA DR	Trash Service	1	\$ 34.73	\$ 416.76
CITY OF COACHELLA	763-432-030	51326	CHUPAROSA DR	Trash Service	1	\$ 34.73	\$ 416.76
CITY OF COACHELLA	763-432-030	51326	CHUPAROSA DR	Additional Recycle	1	\$ 9.72	\$ 116.64
CITY OF COACHELLA	763-432-031	51327	CARDELINA DR	Trash Service	1	\$ 34.73	\$ 416.76
CITY OF COACHELLA	763-432-032	51347	CARDELINA DR	Trash Service	1	\$ 34.73	\$ 416.76
CITY OF COACHELLA	763-432-033	51367	CARDELINA DR	Trash Service	1	\$ 34.73	\$ 416.76
CITY OF COACHELLA	763-432-034	51387	CARDELINA DR	Trash Service	1	\$ 34.73	\$ 416.76
CITY OF COACHELLA	763-432-035	51407	CARDELINA DR	Trash Service	1	\$ 34.73	\$ 416.76
CITY OF COACHELLA	763-432-036	51427	CARDELINA DR	Trash Service	1	\$ 34.73	\$ 416.76
CITY OF COACHELLA	763-432-037	51447	CARDELINA DR	Trash Service	1	\$ 34.73	\$ 416.76
CITY OF COACHELLA	763-432-038	51467	CARDELINA DR	Trash Service	1	\$ 34.73	\$ 416.76
CITY OF COACHELLA	763-432-039	51460	CARDELINA DR	Trash Service	1	\$ 34.73	\$ 416.76
CITY OF COACHELLA	763-432-040	51440	CARDELINA DR	Trash Service	1	\$ 34.73	\$ 416.76
CITY OF COACHELLA	763-432-041	51420	CARDELINA DR	Trash Service	1	\$ 34.73	\$ 416.76
CITY OF COACHELLA	763-432-042	51400	CARDELINA DR	Trash Service	1	\$ 34.73	\$ 416.76
CITY OF COACHELLA	763-432-043	51380	CARDELINA DR	Trash Service	1	\$ 34.73	\$ 416.76
CITY OF COACHELLA	763-432-044	51360	CARDELINA DR	Trash Service	1	\$ 34.73	\$ 416.76
CITY OF COACHELLA	763-432-045	51340	CARDELINA DR	Trash Service	1	\$ 34.73	\$ 416.76
CITY OF COACHELLA	763-432-046	51320	CARDELINA DR	Trash Service	1	\$ 34.73	\$ 416.76
CITY OF COACHELLA	763-432-047	51319	PALMERAS CIR	Trash Service	1	\$ 34.73	\$ 416.76
CITY OF COACHELLA	763-432-048	51339	PALMERAS CIR	Trash Service	1	\$ 34.73	\$ 416.76
CITY OF COACHELLA	763-432-049	51359	PALMERAS CIR	Trash Service	1	\$ 34.73	\$ 416.76
CITY OF COACHELLA	763-432-050	51379	PALMERAS CIR	Trash Service	1	\$ 34.73	\$ 416.76
CITY OF COACHELLA	763-432-051	51399	PALMERAS CIR	Trash Service	1	\$ 34.73	\$ 416.76
CITY OF COACHELLA	763-432-052	51419	PALMERAS CIR	Trash Service	1	\$ 34.73	\$ 416.76
CITY OF COACHELLA	763-432-053	51439	PALMERAS CIR	Trash Service	1	\$ 34.73	\$ 416.76
CITY OF COACHELLA	763-432-054	51459	PALMERAS CIR	Trash Service	1	\$ 34.73	\$ 416.76

### City of Coachella proposed 2024-25 Tax File

Customer Name	Parcel #	Address	Street	Service Level	Units	Total Monthly Rate	Total Annual Rate
CITY OF COACHELLA	763-441-001	86012	CALLE BOUGANVILIA	Trash Service	1	\$ 34.73	\$ 416.76
CITY OF COACHELLA	763-441-002	86022	CALLE BOUGANVILIA	Trash Service	1	\$ 34.73	\$ 416.76
CITY OF COACHELLA	763-441-002	86022	CALLE BOUGANVILIA	Additional Trash	1	\$ 9.72	\$ 116.64
CITY OF COACHELLA	763-441-003	86032	CALLE BOUGANVILIA	Trash Service	1	\$ 34.73	\$ 416.76
CITY OF COACHELLA	763-441-004	86042	CALLE BOUGANVILIA	Trash Service	1	\$ 34.73	\$ 416.76
CITY OF COACHELLA	763-441-005	86052	CALLE BOUGANVILIA	Trash Service	1	\$ 34.73	\$ 416.76
CITY OF COACHELLA	763-441-006	86062	CALLE BOUGANVILIA	Trash Service	1	\$ 34.73	\$ 416.76
CITY OF COACHELLA	763-441-007	86072	CALLE BOUGANVILIA	Trash Service	1	\$ 34.73	\$ 416.76
CITY OF COACHELLA	763-441-008	86082	CALLE BOUGANVILIA	Trash Service	1	\$ 34.73	\$ 416.76
CITY OF COACHELLA	763-441-009	86092	CALLE BOUGANVILIA	Trash Service	1	\$ 34.73	\$ 416.76
CITY OF COACHELLA	763-442-001	86102	CALLE BOUGANVILIA	Trash Service	1	\$ 34.73	\$ 416.76
CITY OF COACHELLA	763-442-001	86102	CALLE BOUGANVILIA	Additional Trash	1	\$ 9.72	\$ 116.64
CITY OF COACHELLA	763-442-002	86112	CALLE BOUGANVILIA	Trash Service	1	\$ 34.73	\$ 416.76
CITY OF COACHELLA	763-442-003	86122	CALLE BOUGANVILIA	Trash Service	1	\$ 34.73	\$ 416.76
CITY OF COACHELLA	763-442-004	86132	CALLE BOUGANVILIA	Trash Service	1	\$ 34.73	\$ 416.76
CITY OF COACHELLA	763-442-004	86132	CALLE BOUGANVILIA	Additional Recycle	1	\$ 9.72	\$ 116.64
CITY OF COACHELLA	763-442-005	86142	CALLE BOUGANVILIA	Trash Service	1	\$ 34.73	\$ 416.76
CITY OF COACHELLA	763-442-006	86152	CALLE BOUGANVILIA	Trash Service	1	\$ 34.73	\$ 416.76
CITY OF COACHELLA	763-442-007	86162	CALLE BOUGANVILIA	Trash Service	1	\$ 34.73	\$ 416.76
CITY OF COACHELLA	763-442-007	86162	CALLE BOUGANVILIA	Additional Recycle	1	\$ 9.72	\$ 116.64
CITY OF COACHELLA	763-442-009	51010	CALLE GARDENIA	Trash Service	1	\$ 34.73	\$ 416.76
CITY OF COACHELLA	763-442-009	51010	CALLE GARDENIA	Additional Trash	1	\$ 9.72	\$ 116.64
CITY OF COACHELLA	763-442-010	51020	CALLE GARDENIA	Trash Service	1	\$ 34.73	\$ 416.76
CITY OF COACHELLA	763-442-011	51030	CALLE GARDENIA	Trash Service	1	\$ 34.73	\$ 416.76
CITY OF COACHELLA	763-442-012	51040	CALLE GARDENIA	Trash Service	1	\$ 34.73	\$ 416.76
CITY OF COACHELLA	763-442-013	51050	CALLE GARDENIA	Trash Service	1	\$ 34.73	\$ 416.76
CITY OF COACHELLA	763-442-013	51050	CALLE GARDENIA	Additional Trash	1	\$ 9.72	\$ 116.64
CITY OF COACHELLA	763-442-014	51060	CALLE GARDENIA	Trash Service	1	\$ 34.73	\$ 416.76
CITY OF COACHELLA	763-442-014	51060	CALLE GARDENIA	Additional Trash	1	\$ 9.72	\$ 116.64
CITY OF COACHELLA	763-442-015	51070	CALLE GARDENIA	Trash Service	1	\$ 34.73	\$ 416.76
CITY OF COACHELLA	763-442-016	51080	CALLE GARDENIA	Trash Service	1	\$ 34.73	\$ 416.76
CITY OF COACHELLA	763-442-017	51090	CALLE GARDENIA	Trash Service	1	\$ 34.73	\$ 416.76
CITY OF COACHELLA	763-442-018	86169	CALLE GERANIO	Trash Service	1	\$ 34.73	\$ 416.76

### City of Coachella proposed 2024-25 Tax File

Customer Name	Parcel #	Address	Street	Service Level	Units	Total Monthly Rate	Total Annual Rate
CITY OF COACHELLA	763-442-019	86159	CALLE GERANIO	Trash Service	1	\$ 34.73	\$ 416.76
CITY OF COACHELLA	763-442-019	86159	CALLE GERANIO	Additional Trash	1	\$ 9.72	\$ 116.64
CITY OF COACHELLA	763-442-020	86149	CALLE GERANIO	Trash Service	1	\$ 34.73	\$ 416.76
CITY OF COACHELLA	763-442-021	86139	CALLE GERANIO	Trash Service	1	\$ 34.73	\$ 416.76
CITY OF COACHELLA	763-442-021	86139	CALLE GERANIO	Additional Trash	1	\$ 9.72	\$ 116.64
CITY OF COACHELLA	763-442-022	86129	CALLE GERANIO	Trash Service	1	\$ 34.73	\$ 416.76
CITY OF COACHELLA	763-442-022	86129	CALLE GERANIO	Additional Trash	1	\$ 9.72	\$ 116.64
CITY OF COACHELLA	763-442-023	86119	CALLE GERANIO	Trash Service	1	\$ 34.73	\$ 416.76
CITY OF COACHELLA	763-442-023	86119	CALLE GERANIO	Additional Trash	1	\$ 9.72	\$ 116.64
CITY OF COACHELLA	763-442-024	86109	CALLE GERANIO	Trash Service	1	\$ 34.73	\$ 416.76
CITY OF COACHELLA	763-442-024	86109	CALLE GERANIO	Additional Trash	1	\$ 9.72	\$ 116.64
CITY OF COACHELLA	763-442-025	86099	CALLE GERANIO	Trash Service	1	\$ 34.73	\$ 416.76
CITY OF COACHELLA	763-442-025	86099	CALLE GERANIO	Additional Trash	1	\$ 9.72	\$ 116.64
CITY OF COACHELLA	763-442-026	86089	CALLE GERANIO	Trash Service	1	\$ 34.73	\$ 416.76
CITY OF COACHELLA	763-442-026	86089	CALLE GERANIO	Additional Trash	1	\$ 9.72	\$ 116.64
CITY OF COACHELLA	763-442-027	86079	CALLE GERANIO	Trash Service	1	\$ 34.73	\$ 416.76
CITY OF COACHELLA	763-442-027	86079	CALLE GERANIO	Additional Trash	1	\$ 9.72	\$ 116.64
CITY OF COACHELLA	763-442-028	86069	CALLE GERANIO	Trash Service	1	\$ 34.73	\$ 416.76
CITY OF COACHELLA	763-442-029	86069	CALLE BOUGANVILIA	Trash Service	1	\$ 34.73	\$ 416.76
CITY OF COACHELLA	763-442-029	86069	CALLE BOUGANVILIA	Additional Trash	1	\$ 9.72	\$ 116.64
CITY OF COACHELLA	763-442-030	86059	CALLE BOUGANVILIA	Trash Service	1	\$ 34.73	\$ 416.76
CITY OF COACHELLA	763-442-031	86049	CALLE BOUGANVILIA	Trash Service	1	\$ 34.73	\$ 416.76
CITY OF COACHELLA	763-442-032	86039	CALLE BOUGANVILIA	Trash Service	1	\$ 34.73	\$ 416.76
CITY OF COACHELLA	763-442-032	86039	CALLE BOUGANVILIA	Additional Trash	1	\$ 9.72	\$ 116.64
CITY OF COACHELLA	763-442-033	86029	CALLE BOUGANVILIA	Trash Service	1	\$ 34.73	\$ 416.76
CITY OF COACHELLA	763-442-034	86019	CALLE BOUGANVILIA	Trash Service	1	\$ 34.73	\$ 416.76
CITY OF COACHELLA	763-442-035	86009	CALLE BOUGANVILIA	Trash Service	1	\$ 34.73	\$ 416.76
CITY OF COACHELLA	763-442-035	86009	CALLE BOUGANVILIA	Additional Trash	1	\$ 9.72	\$ 116.64
CITY OF COACHELLA	763-443-001	86078	CALLE GERANIO	Trash Service	1	\$ 34.73	\$ 416.76
CITY OF COACHELLA	763-443-002	86088	CALLE GERANIO	Trash Service	1	\$ 34.73	\$ 416.76
CITY OF COACHELLA	763-443-002	86088	CALLE GERANIO	Additional Trash	1	\$ 9.72	\$ 116.64
CITY OF COACHELLA	763-443-003	86098	CALLE GERANIO	Trash Service	1	\$ 34.73	\$ 416.76
CITY OF COACHELLA	763-443-003	86098	CALLE GERANIO	Additional Trash	1	\$ 9.72	\$ 116.64

### City of Coachella proposed 2024-25 Tax File

Customer Name	Parcel #	Address	Street	Service Level	Units	Total Monthly Rate	Total Annual Rate
CITY OF COACHELLA	763-443-004	86108	CALLE GERANIO	Trash Service	1	\$ 34.73	\$ 416.76
CITY OF COACHELLA	763-443-004	86108	CALLE GERANIO	Additional Trash	1	\$ 9.72	\$ 116.64
CITY OF COACHELLA	763-443-004	86108	CALLE GERANIO	Additional Recycle	1	\$ 9.72	\$ 116.64
CITY OF COACHELLA	763-443-005	86118	CALLE GERANIO	Trash Service	1	\$ 34.73	\$ 416.76
CITY OF COACHELLA	763-443-005	86118	CALLE GERANIO	Additional Trash	1	\$ 9.72	\$ 116.64
CITY OF COACHELLA	763-443-006	86128	CALLE GERANIO	Trash Service	1	\$ 34.73	\$ 416.76
CITY OF COACHELLA	763-443-006	86128	CALLE GERANIO	Additional Trash	1	\$ 9.72	\$ 116.64
CITY OF COACHELLA	763-443-007	86138	CALLE GERANIO	Trash Service	1	\$ 34.73	\$ 416.76
CITY OF COACHELLA	763-443-008	86148	CALLE GERANIO	Trash Service	1	\$ 34.73	\$ 416.76
CITY OF COACHELLA	763-443-009	86161	CALLE VIOLETA	Trash Service	1	\$ 34.73	\$ 416.76
CITY OF COACHELLA	763-443-010	86151	CALLE VIOLETA	Trash Service	1	\$ 34.73	\$ 416.76
CITY OF COACHELLA	763-443-011	86141	CALLE VIOLETA	Trash Service	1	\$ 34.73	\$ 416.76
CITY OF COACHELLA	763-443-012	86131	CALLE VIOLETA	Trash Service	1	\$ 34.73	\$ 416.76
CITY OF COACHELLA	763-443-012	86131	CALLE VIOLETA	Additional Trash	1	\$ 9.72	\$ 116.64
CITY OF COACHELLA	763-443-013	86121	CALLE VIOLETA	Trash Service	1	\$ 34.73	\$ 416.76
CITY OF COACHELLA	763-443-013	86121	CALLE VIOLETA	Additional Trash	1	\$ 9.72	\$ 116.64
CITY OF COACHELLA	763-443-014	86111	CALLE VIOLETA	Trash Service	1	\$ 34.73	\$ 416.76
CITY OF COACHELLA	763-443-014	86111	CALLE VIOLETA	Additional Trash	1	\$ 9.72	\$ 116.64
CITY OF COACHELLA	763-443-015	86091	CALLE VIOLETA	Trash Service	1	\$ 34.73	\$ 416.76
CITY OF COACHELLA	763-443-016	86081	CALLE VIOLETA	Trash Service	1	\$ 34.73	\$ 416.76
CITY OF COACHELLA	763-443-016	86081	CALLE VIOLETA	Additional Trash	1	\$ 9.72	\$ 116.64
CITY OF COACHELLA	763-444-001	86080	CALLE VIOLETA	Trash Service	1	\$ 34.73	\$ 416.76
CITY OF COACHELLA	763-444-002	86090	CALLE VIOLETA	Trash Service	1	\$ 34.73	\$ 416.76
CITY OF COACHELLA	763-444-002	86090	CALLE VIOLETA	Additional Trash	1	\$ 9.72	\$ 116.64
CITY OF COACHELLA	763-444-003	86100	CALLE VIOLETA	Trash Service	1	\$ 34.73	\$ 416.76
CITY OF COACHELLA	763-444-004	86110	CALLE VIOLETA	Trash Service	1	\$ 34.73	\$ 416.76
CITY OF COACHELLA	763-444-005	86120	CALLE VIOLETA	Trash Service	1	\$ 34.73	\$ 416.76
CITY OF COACHELLA	763-444-005	86120	CALLE VIOLETA	Additional Trash	1	\$ 9.72	\$ 116.64
CITY OF COACHELLA	763-444-006	86130	CALLE VIOLETA	Trash Service	1	\$ 34.73	\$ 416.76
CITY OF COACHELLA	763-444-006	86130	CALLE VIOLETA	Additional Trash	1	\$ 9.72	\$ 116.64
CITY OF COACHELLA	763-444-007	86140	CALLE VIOLETA	Trash Service	1	\$ 34.73	\$ 416.76
CITY OF COACHELLA	763-444-008	86150	CALLE VIOLETA	Trash Service	1	\$ 34.73	\$ 416.76
CITY OF COACHELLA	763-444-009	86149	CALLE BOUGANVILIA	Trash Service	1	\$ 34.73	\$ 416.76



### City of Coachella proposed 2024-25 Tax File

Customer Name	Parcel #	Address	Street	Service Level	Units	Total Monthly Rate	Total Annual Rate
CITY OF COACHELLA	763-444-009	86149	CALLE BOUGANVILIA	Additional Trash	1	\$ 9.72	\$ 116.64
CITY OF COACHELLA	763-444-010	86139	CALLE BOUGANVILIA	Trash Service	1	\$ 34.73	\$ 416.76
CITY OF COACHELLA	763-444-010	86139	CALLE BOUGANVILIA	Additional Trash	1	\$ 9.72	\$ 116.64
CITY OF COACHELLA	763-444-011	86129	CALLE BOUGANVILIA	Trash Service	1	\$ 34.73	\$ 416.76
CITY OF COACHELLA	763-444-012	86119	CALLE BOUGANVILIA	Trash Service	1	\$ 34.73	\$ 416.76
CITY OF COACHELLA	763-444-012	86119	CALLE BOUGANVILIA	Additional Trash	1	\$ 9.72	\$ 116.64
CITY OF COACHELLA	763-444-013	86109	CALLE BOUGANVILIA	Trash Service	1	\$ 34.73	\$ 416.76
CITY OF COACHELLA	763-444-013	86109	CALLE BOUGANVILIA	Additional Trash	1	\$ 9.72	\$ 116.64
CITY OF COACHELLA	763-444-014	86099	CALLE BOUGANVILIA	Trash Service	1	\$ 34.73	\$ 416.76
CITY OF COACHELLA	763-444-014	86099	CALLE BOUGANVILIA	Additional Trash	1	\$ 9.72	\$ 116.64
CITY OF COACHELLA	763-444-015	86089	CALLE BOUGANVILIA	Trash Service	1	\$ 34.73	\$ 416.76
CITY OF COACHELLA	763-444-016	86079	CALLE BOUGANVILIA	Trash Service	1	\$ 34.73	\$ 416.76
CITY OF COACHELLA	768-010-001	50115	PASEO MADRID	Trash Service	1	\$ 34.73	\$ 416.76
CITY OF COACHELLA	768-010-002	50105	PASEO MADRID	Trash Service	1	\$ 34.73	\$ 416.76
CITY OF COACHELLA	768-010-003	50093	PASEO MADRID	Trash Service	1	\$ 34.73	\$ 416.76
CITY OF COACHELLA	768-010-004	50083	PASEO MADRID	Trash Service	1	\$ 34.73	\$ 416.76
CITY OF COACHELLA	768-010-005	50071	PASEO MADRID	Trash Service	1	\$ 34.73	\$ 416.76
CITY OF COACHELLA	768-010-006	50061	PASEO MADRID	Trash Service	1	\$ 34.73	\$ 416.76
CITY OF COACHELLA	768-010-007	50049	PASEO MADRID	Trash Service	1	\$ 34.73	\$ 416.76
CITY OF COACHELLA	768-010-008	50039	PASEO MADRID	Trash Service	1	\$ 34.73	\$ 416.76
CITY OF COACHELLA	768-010-009	84012	CALLE GRANADA	Trash Service	1	\$ 34.73	\$ 416.76
CITY OF COACHELLA	768-010-010	84020	CALLE GRANADA	Trash Service	1	\$ 34.73	\$ 416.76
CITY OF COACHELLA	768-010-011	84026	CALLE GRANADA	Trash Service	1	\$ 34.73	\$ 416.76
CITY OF COACHELLA	768-010-012	84032	CALLE GRANADA	Trash Service	1	\$ 34.73	\$ 416.76
CITY OF COACHELLA	768-010-013	84038	CALLE GRANADA	Trash Service	1	\$ 34.73	\$ 416.76
CITY OF COACHELLA	768-010-014	84046	CALLE GRANADA	Trash Service	1	\$ 34.73	\$ 416.76
CITY OF COACHELLA	768-010-015	84052	CALLE GRANADA	Trash Service	1	\$ 34.73	\$ 416.76
CITY OF COACHELLA	768-010-015	84052	CALLE GRANADA	Additional Trash	1	\$ 9.72	\$ 116.64
CITY OF COACHELLA	768-010-015	84052	CALLE GRANADA	Additional Recycle	1	\$ 9.72	\$ 116.64
CITY OF COACHELLA	768-010-015	84052	CALLE GRANADA	Yard Service	2	\$ 23.00	\$ 276.00
CITY OF COACHELLA	768-010-016	50030	PASEO CORDOVA	Trash Service	1	\$ 34.73	\$ 416.76
CITY OF COACHELLA	768-010-017	50040	PASEO CORDOVA	Trash Service	1	\$ 34.73	\$ 416.76
CITY OF COACHELLA	768-010-018	50052	PASEO CORDOVA	Trash Service	1	\$ 34.73	\$ 416.76

### City of Coachella proposed 2024-25 Tax File

Customer Name	Parcel #	Address	Street	Service Level	Units	Total Monthly Rate	Total Annual Rate
CITY OF COACHELLA	768-010-019	50062	PASEO CORDOVA	Trash Service	1	\$ 34.73	\$ 416.76
CITY OF COACHELLA	768-010-019	50062	PASEO CORDOVA	Yard Service	1	\$ 11.50	\$ 138.00
CITY OF COACHELLA	768-010-020	50074	PASEO CORDOVA	Trash Service	1	\$ 34.73	\$ 416.76
CITY OF COACHELLA	768-010-021	50086	PASEO CORDOVA	Trash Service	1	\$ 34.73	\$ 416.76
CITY OF COACHELLA	768-010-022	50096	PASEO CORDOVA	Trash Service	1	\$ 34.73	\$ 416.76
CITY OF COACHELLA	768-010-022	50096	PASEO CORDOVA	Additional Trash	1	\$ 9.72	\$ 116.64
CITY OF COACHELLA	768-010-023	50108	PASEO CORDOVA	Trash Service	1	\$ 34.73	\$ 416.76
CITY OF COACHELLA	768-010-024	50118	PASEO CORDOVA	Trash Service	1	\$ 34.73	\$ 416.76
CITY OF COACHELLA	768-011-001	50049	PASEO CORDOVA	Trash Service	1	\$ 34.73	\$ 416.76
CITY OF COACHELLA	768-011-002	50050	PASEO MADRID	Trash Service	1	\$ 34.73	\$ 416.76
CITY OF COACHELLA	768-011-003	50062	PASEO MADRID	Trash Service	1	\$ 34.73	\$ 416.76
CITY OF COACHELLA	768-011-004	50072	PASEO MADRID	Trash Service	1	\$ 34.73	\$ 416.76
CITY OF COACHELLA	768-011-005	50082	PASEO MADRID	Trash Service	1	\$ 34.73	\$ 416.76
CITY OF COACHELLA	768-011-006	50092	PASEO MADRID	Trash Service	1	\$ 34.73	\$ 416.76
CITY OF COACHELLA	768-011-007	50104	PASEO MADRID	Trash Service	1	\$ 34.73	\$ 416.76
CITY OF COACHELLA	768-011-008	50116	PASEO MADRID	Trash Service	1	\$ 34.73	\$ 416.76
CITY OF COACHELLA	768-011-009	50115	PASEO CORDOVA	Trash Service	1	\$ 34.73	\$ 416.76
CITY OF COACHELLA	768-011-010	50105	PASEO CORDOVA	Trash Service	1	\$ 34.73	\$ 416.76
CITY OF COACHELLA	768-011-011	50093	PASEO CORDOVA	Trash Service	1	\$ 34.73	\$ 416.76
CITY OF COACHELLA	768-011-012	50083	PASEO CORDOVA	Trash Service	1	\$ 34.73	\$ 416.76
CITY OF COACHELLA	768-011-013	50071	PASEO CORDOVA	Trash Service	1	\$ 34.73	\$ 416.76
CITY OF COACHELLA	768-011-014	50061	PASEO CORDOVA	Trash Service	1	\$ 34.73	\$ 416.76
CITY OF COACHELLA	768-020-001	50130	PASEO CORDOVA	Trash Service	1	\$ 34.73	\$ 416.76
CITY OF COACHELLA	768-020-002	84152	VIA VALENCIA	Trash Service	1	\$ 34.73	\$ 416.76
CITY OF COACHELLA	768-020-003	50172	CALLE MARBELLA	Trash Service	1	\$ 34.73	\$ 416.76
CITY OF COACHELLA	768-020-004	50182	CALLE MARBELLA	Trash Service	1	\$ 34.73	\$ 416.76
CITY OF COACHELLA	768-020-005	50194	CALLE MARBELLA	Trash Service	1	\$ 34.73	\$ 416.76
CITY OF COACHELLA	768-020-006	50204	CALLE MARBELLA	Trash Service	1	\$ 34.73	\$ 416.76
CITY OF COACHELLA	768-020-007	50206	CALLE SEGOVIA	Trash Service	1	\$ 34.73	\$ 416.76
CITY OF COACHELLA	768-020-007	50206	CALLE SEGOVIA	Additional Trash	1	\$ 9.72	\$ 116.64
CITY OF COACHELLA	768-020-008	50210	PASEO CADIZ	Trash Service	1	\$ 34.73	\$ 416.76
CITY OF COACHELLA	768-020-009	50218	PASEO CADIZ	Trash Service	1	\$ 34.73	\$ 416.76
CITY OF COACHELLA	768-020-009	50218	PASEO CADIZ	Additional Trash	1	\$ 9.72	\$ 116.64

### City of Coachella proposed 2024-25 Tax File

Customer Name	Parcel #	Address	Street	Service Level	Units	Total Monthly Rate	Total Annual Rate
CITY OF COACHELLA	768-020-009	50218	PASEO CADIZ	Additional Recycle	1	\$ 9.72	\$ 116.64
CITY OF COACHELLA	768-020-010	50224	PASEO CADIZ	Trash Service	1	\$ 34.73	\$ 416.76
CITY OF COACHELLA	768-020-011	50230	PASEO CADIZ	Trash Service	1	\$ 34.73	\$ 416.76
CITY OF COACHELLA	768-020-011	50230	PASEO CADIZ	Additional Organics	1	\$ 9.72	\$ 116.64
CITY OF COACHELLA	768-020-011	50230	PASEO CADIZ	Additional Trash	1	\$ 9.72	\$ 116.64
CITY OF COACHELLA	768-020-012	50236	PASEO CADIZ	Trash Service	1	\$ 34.73	\$ 416.76
CITY OF COACHELLA	768-020-013	50242	PASEO CADIZ	Trash Service	1	\$ 34.73	\$ 416.76
CITY OF COACHELLA	768-020-014	50248	PASEO CADIZ	Trash Service	1	\$ 34.73	\$ 416.76
CITY OF COACHELLA	768-020-015	50254	PASEO CADIZ	Trash Service	1	\$ 34.73	\$ 416.76
CITY OF COACHELLA	768-020-015	50254	PASEO CADIZ	Additional Trash	1	\$ 9.72	\$ 116.64
CITY OF COACHELLA	768-020-016	50260	PASEO CADIZ	Trash Service	1	\$ 34.73	\$ 416.76
CITY OF COACHELLA	768-020-017	50266	PASEO CADIZ	Trash Service	1	\$ 34.73	\$ 416.76
CITY OF COACHELLA	768-020-018	50272	PASEO CADIZ	Trash Service	1	\$ 34.73	\$ 416.76
CITY OF COACHELLA	768-020-019	50278	PASEO CADIZ	Trash Service	1	\$ 34.73	\$ 416.76
CITY OF COACHELLA	768-020-020	50286	PASEO CADIZ	Trash Service	1	\$ 34.73	\$ 416.76
CITY OF COACHELLA	768-020-020	50286	PASEO CADIZ	Additional Recycle	1	\$ 9.72	\$ 116.64
CITY OF COACHELLA	768-020-020	50286	PASEO CADIZ	Additional Trash	4	\$ 38.88	\$ 466.56
CITY OF COACHELLA	768-020-020	50286	PASEO CADIZ	Additional Recycle	1	\$ 9.72	\$ 116.64
CITY OF COACHELLA	768-020-021	50292	PASEO CADIZ	Trash Service	1	\$ 34.73	\$ 416.76
CITY OF COACHELLA	768-020-021	50292	PASEO CADIZ	Additional Trash	1	\$ 9.72	\$ 116.64
CITY OF COACHELLA	768-020-022	50298	PASEO CADIZ	Trash Service	1	\$ 34.73	\$ 416.76
CITY OF COACHELLA	768-020-022	50298	PASEO CADIZ	Additional Trash	1	\$ 9.72	\$ 116.64
CITY OF COACHELLA	768-020-023	84079	CALLE SEVILLE	Trash Service	1	\$ 34.73	\$ 416.76
CITY OF COACHELLA	768-020-024	84087	CALLE SEVILLE	Trash Service	1	\$ 34.73	\$ 416.76
CITY OF COACHELLA	768-020-024	84087	CALLE SEVILLE	Additional Trash	2	\$ 19.44	\$ 233.28
CITY OF COACHELLA	768-020-024	84087	CALLE SEVILLE	Additional Recycle	1	\$ 9.72	\$ 116.64
CITY OF COACHELLA	768-020-025	84077	CALLE SEVILLE	Trash Service	1	\$ 34.73	\$ 416.76
CITY OF COACHELLA	768-020-025	84077	CALLE SEVILLE	Additional Trash	4	\$ 38.88	\$ 466.56
CITY OF COACHELLA	768-020-026	84065	CALLE SEVILLE	Trash Service	1	\$ 34.73	\$ 416.76
CITY OF COACHELLA	768-020-027	84055	CALLE SEVILLE	Trash Service	1	\$ 34.73	\$ 416.76
CITY OF COACHELLA	768-020-028	84043	CALLE SEVILLE	Trash Service	1	\$ 34.73	\$ 416.76
CITY OF COACHELLA	768-020-029	50283	PASEO BARCELONA	Trash Service	1	\$ 34.73	\$ 416.76
CITY OF COACHELLA	768-020-029	50283	PASEO BARCELONA	Additional Trash	1	\$ 9.72	\$ 116.64

### City of Coachella proposed 2024-25 Tax File

Customer Name	Parcel #	Address	Street	Service Level	Units	Total Monthly Rate	Total Annual Rate
CITY OF COACHELLA	768-020-029	50283	PASEO BARCELONA	Additional Recycle	1	\$ 9.72	\$ 116.64
CITY OF COACHELLA	768-020-030	50277	PASEO BARCELONA	Trash Service	1	\$ 34.73	\$ 416.76
CITY OF COACHELLA	768-020-031	50271	PASEO BARCELONA	Trash Service	1	\$ 34.73	\$ 416.76
CITY OF COACHELLA	768-020-032	50265	PASEO BARCELONA	Trash Service	1	\$ 34.73	\$ 416.76
CITY OF COACHELLA	768-020-032	50265	PASEO BARCELONA	Additional Trash	1	\$ 9.72	\$ 116.64
CITY OF COACHELLA	768-020-033	50259	PASEO BARCELONA	Trash Service	1	\$ 34.73	\$ 416.76
CITY OF COACHELLA	768-020-034	50253	PASEO BARCELONA	Trash Service	1	\$ 34.73	\$ 416.76
CITY OF COACHELLA	768-020-034	50253	PASEO BARCELONA	Additional Trash	4	\$ 38.88	\$ 466.56
CITY OF COACHELLA	768-020-035	50247	PASEO BARCELONA	Trash Service	1	\$ 34.73	\$ 416.76
CITY OF COACHELLA	768-021-001	50283	PASEO CADIZ	Trash Service	1	\$ 34.73	\$ 416.76
CITY OF COACHELLA	768-021-002	50277	PASEO CADIZ	Trash Service	1	\$ 34.73	\$ 416.76
CITY OF COACHELLA	768-021-003	50271	PASEO CADIZ	Trash Service	1	\$ 34.73	\$ 416.76
CITY OF COACHELLA	768-021-003	50271	PASEO CADIZ	Yard Service	1	\$ 11.50	\$ 138.00
CITY OF COACHELLA	768-021-004	50265	PASEO CADIZ	Trash Service	1	\$ 34.73	\$ 416.76
CITY OF COACHELLA	768-021-005	50259	PASEO CADIZ	Trash Service	1	\$ 34.73	\$ 416.76
CITY OF COACHELLA	768-021-005	50259	PASEO CADIZ	Additional Trash	1	\$ 9.72	\$ 116.64
CITY OF COACHELLA	768-021-006	50253	PASEO CADIZ	Trash Service	1	\$ 34.73	\$ 416.76
CITY OF COACHELLA	768-021-006	50253	PASEO CADIZ	Additional Trash	1	\$ 9.72	\$ 116.64
CITY OF COACHELLA	768-021-007	50247	PASEO CADIZ	Trash Service	1	\$ 34.73	\$ 416.76
CITY OF COACHELLA	768-021-008	50241	PASEO CADIZ	Trash Service	1	\$ 34.73	\$ 416.76
CITY OF COACHELLA	768-021-008	50241	PASEO CADIZ	Additional Trash	1	\$ 9.72	\$ 116.64
CITY OF COACHELLA	768-021-009	50235	PASEO CADIZ	Trash Service	1	\$ 34.73	\$ 416.76
CITY OF COACHELLA	768-021-010	50229	PASEO CADIZ	Trash Service	1	\$ 34.73	\$ 416.76
CITY OF COACHELLA	768-021-011	50223	PASEO CADIZ	Trash Service	1	\$ 34.73	\$ 416.76
CITY OF COACHELLA	768-021-012	50217	PASEO CADIZ	Trash Service	1	\$ 34.73	\$ 416.76
CITY OF COACHELLA	768-021-013	50218	PASEO BARCELONA	Trash Service	1	\$ 34.73	\$ 416.76
CITY OF COACHELLA	768-021-014	50224	PASEO BARCELONA	Trash Service	1	\$ 34.73	\$ 416.76
CITY OF COACHELLA	768-021-014	50224	PASEO BARCELONA	Additional Trash	2	\$ 19.44	\$ 233.28
CITY OF COACHELLA	768-021-014	50224	PASEO BARCELONA	Yard Service	1	\$ 11.50	\$ 138.00
CITY OF COACHELLA	768-021-015	50230	PASEO BARCELONA	Trash Service	1	\$ 34.73	\$ 416.76
CITY OF COACHELLA	768-021-015	50230	PASEO BARCELONA	Additional Trash	2	\$ 19.44	\$ 233.28
CITY OF COACHELLA	768-021-015	50230	PASEO BARCELONA	Yard Service	1	\$ 11.50	\$ 138.00
CITY OF COACHELLA	768-021-016	50236	PASEO BARCELONA	Trash Service	1	\$ 34.73	\$ 416.76

### City of Coachella proposed 2024-25 Tax File

Customer Name	Parcel #	Address	Street	Service Level	Units	Total Monthly Rate	Total Annual Rate
CITY OF COACHELLA	768-021-016	50236	PASEO BARCELONA	Additional Trash	1	\$ 9.72	\$ 116.64
CITY OF COACHELLA	768-021-017	50242	PASEO BARCELONA	Trash Service	1	\$ 34.73	\$ 416.76
CITY OF COACHELLA	768-021-017	50242	PASEO BARCELONA	Additional Recycle	1	\$ 9.72	\$ 116.64
CITY OF COACHELLA	768-021-018	50248	PASEO BARCELONA	Trash Service	1	\$ 34.73	\$ 416.76
CITY OF COACHELLA	768-021-019	50252	PASEO BARCELONA	Trash Service	1	\$ 34.73	\$ 416.76
CITY OF COACHELLA	768-021-020	50258	PASEO BARCELONA	Trash Service	1	\$ 34.73	\$ 416.76
CITY OF COACHELLA	768-021-021	50264	PASEO BARCELONA	Trash Service	1	\$ 34.73	\$ 416.76
CITY OF COACHELLA	768-021-022	50270	PASEO BARCELONA	Trash Service	1	\$ 34.73	\$ 416.76
CITY OF COACHELLA	768-021-022	50270	PASEO BARCELONA	Additional Trash	1	\$ 9.72	\$ 116.64
CITY OF COACHELLA	768-021-023	50276	PASEO BARCELONA	Trash Service	1	\$ 34.73	\$ 416.76
CITY OF COACHELLA	768-021-024	50282	PASEO BARCELONA	Trash Service	1	\$ 34.73	\$ 416.76
CITY OF COACHELLA	768-022-001	50235	PASEO BARCELONA	Trash Service	1	\$ 34.73	\$ 416.76
CITY OF COACHELLA	768-022-002	50229	PASEO BARCELONA	Trash Service	1	\$ 34.73	\$ 416.76
CITY OF COACHELLA	768-022-002	50229	PASEO BARCELONA	Yard Service	1	\$ 11.50	\$ 138.00
CITY OF COACHELLA	768-022-002	50229	PASEO BARCELONA	Additional Trash	1	\$ 9.72	\$ 116.64
CITY OF COACHELLA	768-022-002	50229	PASEO BARCELONA	Additional Recycle	1	\$ 9.72	\$ 116.64
CITY OF COACHELLA	768-022-003	50223	PASEO BARCELONA	Trash Service	1	\$ 34.73	\$ 416.76
CITY OF COACHELLA	768-022-003	50223	PASEO BARCELONA	Additional Trash	1	\$ 9.72	\$ 116.64
CITY OF COACHELLA	768-022-003	50223	PASEO BARCELONA	Additional Recycle	1	\$ 9.72	\$ 116.64
CITY OF COACHELLA	768-022-005	50211	PASEO BARCELONA	Trash Service	1	\$ 34.73	\$ 416.76
CITY OF COACHELLA	768-022-006	50207	PASEO BARCELONA	Trash Service	1	\$ 34.73	\$ 416.76
CITY OF COACHELLA	768-022-006	50207	PASEO BARCELONA	Additional Trash	1	\$ 9.72	\$ 116.64
CITY OF COACHELLA	768-022-006	50207	PASEO BARCELONA	Additional Recycle	1	\$ 9.72	\$ 116.64
CITY OF COACHELLA	768-022-007	50205	CALLE MARBELLA	Trash Service	1	\$ 34.73	\$ 416.76
CITY OF COACHELLA	768-022-008	50193	CALLE MARBELLA	Trash Service	1	\$ 34.73	\$ 416.76
CITY OF COACHELLA	768-022-009	50183	CALLE MARBELLA	Trash Service	1	\$ 34.73	\$ 416.76
CITY OF COACHELLA	768-022-010	50173	CALLE MARBELLA	Trash Service	1	\$ 34.73	\$ 416.76
CITY OF COACHELLA	768-022-011	84021	VIA VALENCIA	Trash Service	1	\$ 34.73	\$ 416.76
CITY OF COACHELLA	768-030-001	84458	DA VINCI DR	Trash Service	1	\$ 34.73	\$ 416.76
CITY OF COACHELLA	768-030-002	84464	DA VINCI DR	Trash Service	1	\$ 34.73	\$ 416.76
CITY OF COACHELLA	768-030-003	84470	DA VINCI DR	Trash Service	1	\$ 34.73	\$ 416.76
CITY OF COACHELLA	768-030-004	84480	DA VINCI DR	Trash Service	1	\$ 34.73	\$ 416.76
CITY OF COACHELLA	768-030-005	84488	DA VINCI DR	Trash Service	1	\$ 34.73	\$ 416.76

### City of Coachella proposed 2024-25 Tax File

Customer Name	Parcel #	Address	Street	Service Level	Units	Total Monthly Rate	Total Annual Rate
CITY OF COACHELLA	768-030-005	84488	DA VINCI DR	Additional Trash	1	\$ 9.72	\$ 116.64
CITY OF COACHELLA	768-030-006	84494	DA VINCI DR	Trash Service	1	\$ 34.73	\$ 416.76
CITY OF COACHELLA	768-030-007	84500	DA VINCI DR	Trash Service	1	\$ 34.73	\$ 416.76
CITY OF COACHELLA	768-030-008	50090	GOYA DR	Trash Service	1	\$ 34.73	\$ 416.76
CITY OF COACHELLA	768-030-009	50112	GOYA DR	Trash Service	1	\$ 34.73	\$ 416.76
CITY OF COACHELLA	768-030-010	50136	GOYA DR	Trash Service	1	\$ 34.73	\$ 416.76
CITY OF COACHELLA	768-030-011	50158	GOYA DR	Trash Service	1	\$ 34.73	\$ 416.76
CITY OF COACHELLA	768-030-012	50180	GOYA DR	Trash Service	1	\$ 34.73	\$ 416.76
CITY OF COACHELLA	768-030-013	50204	GOYA DR	Trash Service	1	\$ 34.73	\$ 416.76
CITY OF COACHELLA	768-030-014	50226	GOYA DR	Trash Service	1	\$ 34.73	\$ 416.76
CITY OF COACHELLA	768-030-015	50250	GOYA DR	Trash Service	1	\$ 34.73	\$ 416.76
CITY OF COACHELLA	768-030-015	50250	GOYA DR	Additional Trash	1	\$ 9.72	\$ 116.64
CITY OF COACHELLA	768-030-016	84460	MURILLO LANE	Trash Service	1	\$ 34.73	\$ 416.76
CITY OF COACHELLA	768-030-017	84470	MURILLO LANE	Trash Service	1	\$ 34.73	\$ 416.76
CITY OF COACHELLA	768-030-018	84476	MURILLO LANE	Trash Service	1	\$ 34.73	\$ 416.76
CITY OF COACHELLA	768-030-018	84476	MURILLO LANE	Additional Trash	1	\$ 9.72	\$ 116.64
CITY OF COACHELLA	768-030-019	84482	MURILLO LANE	Trash Service	1	\$ 34.73	\$ 416.76
CITY OF COACHELLA	768-030-020	84481	RUEBENS WAY	Trash Service	1	\$ 34.73	\$ 416.76
CITY OF COACHELLA	768-030-021	84475	RUEBENS WAY	Trash Service	1	\$ 34.73	\$ 416.76
CITY OF COACHELLA	768-030-021	84475	RUEBENS WAY	Additional Trash	1	\$ 9.72	\$ 116.64
CITY OF COACHELLA	768-030-022	84469	RUEBENS WAY	Trash Service	1	\$ 34.73	\$ 416.76
CITY OF COACHELLA	768-030-023	84461	RUEBENS WAY	Trash Service	1	\$ 34.73	\$ 416.76
CITY OF COACHELLA	768-030-024	84454	RUEBENS WAY	Trash Service	1	\$ 34.73	\$ 416.76
CITY OF COACHELLA	768-030-025	84466	RUEBENS WAY	Trash Service	1	\$ 34.73	\$ 416.76
CITY OF COACHELLA	768-030-026	84476	RUEBENS WAY	Trash Service	1	\$ 34.73	\$ 416.76
CITY OF COACHELLA	768-030-026	84476	RUEBENS WAY	Additional Trash	1	\$ 9.72	\$ 116.64
CITY OF COACHELLA	768-030-027	84482	RUEBENS WAY	Trash Service	1	\$ 34.73	\$ 416.76
CITY OF COACHELLA	768-030-028	84481	DA VINCI DR	Trash Service	1	\$ 34.73	\$ 416.76
CITY OF COACHELLA	768-030-028	84481	DA VINCI DR	Additional Trash	1	\$ 9.72	\$ 116.64
CITY OF COACHELLA	768-030-029	84475	DA VINCI DR	Trash Service	1	\$ 34.73	\$ 416.76
CITY OF COACHELLA	768-030-029	84475	DA VINCI DR	Additional Trash	1	\$ 9.72	\$ 116.64
CITY OF COACHELLA	768-030-030	84469	DA VINCI DR	Trash Service	1	\$ 34.73	\$ 416.76
CITY OF COACHELLA	768-030-031	84463	DA VINCI DR	Trash Service	1	\$ 34.73	\$ 416.76

### City of Coachella proposed 2024-25 Tax File

Customer Name	Parcel #	Address	Street	Service Level	Units	Total Monthly Rate	Total Annual Rate
CITY OF COACHELLA	768-030-032	84449	DA VINCI DR	Trash Service	1	\$ 34.73	\$ 416.76
CITY OF COACHELLA	768-030-033	84439	DA VINCI DR	Trash Service	1	\$ 34.73	\$ 416.76
CITY OF COACHELLA	768-030-034	84425	DA VINCI DR	Trash Service	1	\$ 34.73	\$ 416.76
CITY OF COACHELLA	768-030-035	84419	DA VINCI DR	Trash Service	1	\$ 34.73	\$ 416.76
CITY OF COACHELLA	768-030-036	84420	MIRO LANE	Trash Service	1	\$ 34.73	\$ 416.76
CITY OF COACHELLA	768-030-037	84426	MIRO LANE	Trash Service	1	\$ 34.73	\$ 416.76
CITY OF COACHELLA	768-030-038	84438	MIRO LANE	Trash Service	1	\$ 34.73	\$ 416.76
CITY OF COACHELLA	768-030-039	84444	MIRO LANE	Trash Service	1	\$ 34.73	\$ 416.76
CITY OF COACHELLA	768-030-040	84451	MIRO LANE	Trash Service	1	\$ 34.73	\$ 416.76
CITY OF COACHELLA	768-030-041	84447	MIRO LANE	Trash Service	1	\$ 34.73	\$ 416.76
CITY OF COACHELLA	768-030-042	84439	MIRO LANE	Trash Service	1	\$ 34.73	\$ 416.76
CITY OF COACHELLA	768-030-043	84425	MIRO LANE	Trash Service	1	\$ 34.73	\$ 416.76
CITY OF COACHELLA	768-030-043	84425	MIRO LANE	Additional Recycle	1	\$ 9.72	\$ 116.64
CITY OF COACHELLA	768-030-044	84419	MIRO LANE	Trash Service	1	\$ 34.73	\$ 416.76
CITY OF COACHELLA	768-030-045	84420	MURILLO LANE	Trash Service	1	\$ 34.73	\$ 416.76
CITY OF COACHELLA	768-030-046	84426	MURILLO LANE	Trash Service	1	\$ 34.73	\$ 416.76
CITY OF COACHELLA	768-030-047	84438	MURILLO LANE	Trash Service	1	\$ 34.73	\$ 416.76
CITY OF COACHELLA	768-030-048	84442	MURILLO LANE	Trash Service	1	\$ 34.73	\$ 416.76
CITY OF COACHELLA	768-030-049	84450	MURILLO LANE	Trash Service	1	\$ 34.73	\$ 416.76
CITY OF COACHELLA	768-030-050	50245	GRECO DR	Trash Service	1	\$ 34.73	\$ 416.76
CITY OF COACHELLA	768-030-051	50223	GRECO DR	Trash Service	1	\$ 34.73	\$ 416.76
CITY OF COACHELLA	768-030-052	50199	GRECO DR	Trash Service	1	\$ 34.73	\$ 416.76
CITY OF COACHELLA	768-030-053	50177	GRECO DR	Trash Service	1	\$ 34.73	\$ 416.76
CITY OF COACHELLA	768-030-054	50155	GRECO DR	Trash Service	1	\$ 34.73	\$ 416.76
CITY OF COACHELLA	768-030-055	50131	GRECO DR	Trash Service	1	\$ 34.73	\$ 416.76
CITY OF COACHELLA	768-030-056	50109	GRECO DR	Trash Service	1	\$ 34.73	\$ 416.76
CITY OF COACHELLA	768-030-057	50087	GRECO DR	Trash Service	1	\$ 34.73	\$ 416.76
CITY OF COACHELLA	768-030-058	84402	DA VINCI DR	Trash Service	1	\$ 34.73	\$ 416.76
CITY OF COACHELLA	768-030-059	84408	DA VINCI DR	Trash Service	1	\$ 34.73	\$ 416.76
CITY OF COACHELLA	768-030-060	84414	DA VINCI DR	Trash Service	1	\$ 34.73	\$ 416.76
CITY OF COACHELLA	768-030-061	84422	DA VINCI DR	Trash Service	1	\$ 34.73	\$ 416.76
CITY OF COACHELLA	768-030-062	84430	DA VINCI DR	Trash Service	1	\$ 34.73	\$ 416.76
CITY OF COACHELLA	768-030-063	84438	DA VINCI DR	Trash Service	1	\$ 34.73	\$ 416.76



### City of Coachella proposed 2024-25 Tax File

Customer Name	Parcel #	Address	Street	Service Level	Units	Total Monthly Rate	Total Annual Rate
CITY OF COACHELLA	768-030-064	84446	DA VINCI DR	Trash Service	1	\$ 34.73	\$ 416.76
CITY OF COACHELLA	768-040-001	50272	GOYA DR	Trash Service	1	\$ 34.73	\$ 416.76
CITY OF COACHELLA	768-040-002	50294	GOYA DR	Trash Service	1	\$ 34.73	\$ 416.76
CITY OF COACHELLA	768-040-002	50294	GOYA DR	Additional Organics	1	\$ 9.72	\$ 116.64
CITY OF COACHELLA	768-040-003	50318	GOYA DR	Trash Service	1	\$ 34.73	\$ 416.76
CITY OF COACHELLA	768-040-003	50318	GOYA DR	Additional Trash	1	\$ 9.72	\$ 116.64
CITY OF COACHELLA	768-040-004	50340	GOYA DR	Trash Service	1	\$ 34.73	\$ 416.76
CITY OF COACHELLA	768-040-004	50340	GOYA DR	Additional Trash	1	\$ 9.72	\$ 116.64
CITY OF COACHELLA	768-040-005	50362	GOYA DR	Trash Service	1	\$ 34.73	\$ 416.76
CITY OF COACHELLA	768-040-005	50362	GOYA DR	Additional Trash	1	\$ 9.72	\$ 116.64
CITY OF COACHELLA	768-040-006	84475	GOYA DR	Trash Service	1	\$ 34.73	\$ 416.76
CITY OF COACHELLA	768-040-007	84463	GOYA DR	Trash Service	1	\$ 34.73	\$ 416.76
CITY OF COACHELLA	768-040-008	84460	GOYA DR	Trash Service	1	\$ 34.73	\$ 416.76
CITY OF COACHELLA	768-040-009	84470	GOYA DR	Trash Service	1	\$ 34.73	\$ 416.76
CITY OF COACHELLA	768-040-010	84476	GOYA DR	Trash Service	1	\$ 34.73	\$ 416.76
CITY OF COACHELLA	768-040-011	84482	GOYA DR	Trash Service	1	\$ 34.73	\$ 416.76
CITY OF COACHELLA	768-040-012	84481	MURILLO LANE	Trash Service	1	\$ 34.73	\$ 416.76
CITY OF COACHELLA	768-040-013	84475	MURILLO LANE	Trash Service	1	\$ 34.73	\$ 416.76
CITY OF COACHELLA	768-040-014	84469	MURILLO LANE	Trash Service	1	\$ 34.73	\$ 416.76
CITY OF COACHELLA	768-040-015	84461	MURILLO LANE	Trash Service	1	\$ 34.73	\$ 416.76
CITY OF COACHELLA	768-040-016	84451	MURILLO LANE	Trash Service	1	\$ 34.73	\$ 416.76
CITY OF COACHELLA	768-040-017	84441	MURILLO LANE	Trash Service	1	\$ 34.73	\$ 416.76
CITY OF COACHELLA	768-040-018	84439	MURILLO LANE	Trash Service	1	\$ 34.73	\$ 416.76
CITY OF COACHELLA	768-040-019	84425	MURILLO LANE	Trash Service	1	\$ 34.73	\$ 416.76
CITY OF COACHELLA	768-040-020	84419	MURILLO LANE	Trash Service	1	\$ 34.73	\$ 416.76
CITY OF COACHELLA	768-040-021	84420	DEGAS LANE	Trash Service	1	\$ 34.73	\$ 416.76
CITY OF COACHELLA	768-040-022	84426	DEGAS LANE	Trash Service	1	\$ 34.73	\$ 416.76
CITY OF COACHELLA	768-040-023	84438	DEGAS LANE	Trash Service	1	\$ 34.73	\$ 416.76
CITY OF COACHELLA	768-040-024	84442	DEGAS LANE	Trash Service	1	\$ 34.73	\$ 416.76
CITY OF COACHELLA	768-040-025	84444	DEGAS LANE	Trash Service	1	\$ 34.73	\$ 416.76
CITY OF COACHELLA	768-040-026	84443	DEGAS LANE	Trash Service	1	\$ 34.73	\$ 416.76
CITY OF COACHELLA	768-040-027	84441	DEGAS LANE	Trash Service	1	\$ 34.73	\$ 416.76
CITY OF COACHELLA	768-040-028	84439	DEGAS LANE	Trash Service	1	\$ 34.73	\$ 416.76

### City of Coachella proposed 2024-25 Tax File

Customer Name	Parcel #	Address	Street	Service Level	Units	Total Monthly Rate	Total Annual Rate
CITY OF COACHELLA	768-040-029	84425	DEGAS LANE	Trash Service	1	\$ 34.73	\$ 416.76
CITY OF COACHELLA	768-040-030	84419	DEGAS LANE	Trash Service	1	\$ 34.73	\$ 416.76
CITY OF COACHELLA	768-040-031	84420	RAPHAEL WAY	Trash Service	1	\$ 34.73	\$ 416.76
CITY OF COACHELLA	768-040-032	84426	RAPHAEL WAY	Trash Service	1	\$ 34.73	\$ 416.76
CITY OF COACHELLA	768-040-033	84438	RAPHAEL WAY	Trash Service	1	\$ 34.73	\$ 416.76
CITY OF COACHELLA	768-040-033	84438	RAPHAEL WAY	Additional Trash	1	\$ 9.72	\$ 116.64
CITY OF COACHELLA	768-040-034	84444	RAPHAEL WAY	Trash Service	1	\$ 34.73	\$ 416.76
CITY OF COACHELLA	768-040-035	84450	RAPHAEL WAY	Trash Service	1	\$ 34.73	\$ 416.76
CITY OF COACHELLA	768-040-036	84456	RAPHAEL WAY	Trash Service	1	\$ 34.73	\$ 416.76
CITY OF COACHELLA	768-040-037	84470	RAPHAEL WAY	Trash Service	1	\$ 34.73	\$ 416.76
CITY OF COACHELLA	768-040-037	84470	RAPHAEL WAY	Additional Trash	1	\$ 9.72	\$ 116.64
CITY OF COACHELLA	768-040-038	84476	RAPHAEL WAY	Trash Service	1	\$ 34.73	\$ 416.76
CITY OF COACHELLA	768-040-039	50415	RIBERA ST	Trash Service	1	\$ 34.73	\$ 416.76
CITY OF COACHELLA	768-040-040	50414	VIA PRADO	Trash Service	1	\$ 34.73	\$ 416.76
CITY OF COACHELLA	768-040-041	84457	RAPHAEL WAY	Trash Service	1	\$ 34.73	\$ 416.76
CITY OF COACHELLA	768-040-041	84457	RAPHAEL WAY	Additional Trash	1	\$ 9.72	\$ 116.64
CITY OF COACHELLA	768-040-042	84451	RAPHAEL WAY	Trash Service	1	\$ 34.73	\$ 416.76
CITY OF COACHELLA	768-040-043	84445	RAPHAEL WAY	Trash Service	1	\$ 34.73	\$ 416.76
CITY OF COACHELLA	768-040-044	84439	RAPHAEL WAY	Trash Service	1	\$ 34.73	\$ 416.76
CITY OF COACHELLA	768-040-045	84425	RAPHAEL WAY	Trash Service	1	\$ 34.73	\$ 416.76
CITY OF COACHELLA	768-040-046	84419	RAPHAEL WAY	Trash Service	1	\$ 34.73	\$ 416.76
CITY OF COACHELLA	768-040-047	84413	RAPHAEL WAY	Trash Service	1	\$ 34.73	\$ 416.76
CITY OF COACHELLA	768-040-048	84411	RAPHAEL WAY	Trash Service	1	\$ 34.73	\$ 416.76
CITY OF COACHELLA	768-040-049	50495	GRECO DR	Trash Service	1	\$ 34.73	\$ 416.76
CITY OF COACHELLA	768-040-049	50495	GRECO DR	Additional Trash	1	\$ 9.72	\$ 116.64
CITY OF COACHELLA	768-040-050	50473	GRECO DR	Trash Service	1	\$ 34.73	\$ 416.76
CITY OF COACHELLA	768-040-051	50451	GRECO DR	Trash Service	1	\$ 34.73	\$ 416.76
CITY OF COACHELLA	768-040-052	50427	GRECO DR	Trash Service	1	\$ 34.73	\$ 416.76
CITY OF COACHELLA	768-040-053	50405	GRECO DR	Trash Service	1	\$ 34.73	\$ 416.76
CITY OF COACHELLA	768-040-054	50381	GRECO DR	Trash Service	1	\$ 34.73	\$ 416.76
CITY OF COACHELLA	768-040-055	50359	GRECO DR	Trash Service	1	\$ 34.73	\$ 416.76
CITY OF COACHELLA	768-040-056	50337	GRECO DR	Trash Service	1	\$ 34.73	\$ 416.76
CITY OF COACHELLA	768-040-057	50313	GRECO DR	Trash Service	1	\$ 34.73	\$ 416.76

### City of Coachella proposed 2024-25 Tax File

Customer Name	Parcel #	Address	Street	Service Level	Units	Total Monthly Rate	Total Annual Rate
CITY OF COACHELLA	768-040-058	50291	GRECO DR	Trash Service	1	\$ 34.73	\$ 416.76
CITY OF COACHELLA	768-040-059	50269	GRECO DR	Trash Service	1	\$ 34.73	\$ 416.76
CITY OF COACHELLA	768-070-005	84390	AVE 52	Trash Service	4	\$ 138.92	\$ 1,667.04
CITY OF COACHELLA	768-080-001	50010	MAZATLAN DR	Trash Service	1	\$ 34.73	\$ 416.76
CITY OF COACHELLA	768-080-002	50020	MAZATLAN DR	Trash Service	1	\$ 34.73	\$ 416.76
CITY OF COACHELLA	768-080-003	50030	MAZATLAN DR	Trash Service	1	\$ 34.73	\$ 416.76
CITY OF COACHELLA	768-080-004	50040	MAZATLAN DR	Trash Service	1	\$ 34.73	\$ 416.76
CITY OF COACHELLA	768-080-005	50050	MAZATLAN DR	Trash Service	1	\$ 34.73	\$ 416.76
CITY OF COACHELLA	768-080-006	50060	MAZATLAN DR	Trash Service	1	\$ 34.73	\$ 416.76
CITY OF COACHELLA	768-080-006	50060	MAZATLAN DR	Additional Trash	1	\$ 9.72	\$ 116.64
CITY OF COACHELLA	768-080-007	50070	MAZATLAN DR	Trash Service	1	\$ 34.73	\$ 416.76
CITY OF COACHELLA	768-080-007	50070	MAZATLAN DR	Additional Trash	1	\$ 9.72	\$ 116.64
CITY OF COACHELLA	768-080-008	50080	MAZATLAN DR	Trash Service	1	\$ 34.73	\$ 416.76
CITY OF COACHELLA	768-080-009	50090	MAZATLAN DR	Trash Service	1	\$ 34.73	\$ 416.76
CITY OF COACHELLA	768-080-010	50100	MAZATLAN DR	Trash Service	1	\$ 34.73	\$ 416.76
CITY OF COACHELLA	768-080-011	50110	MAZATLAN DR	Trash Service	1	\$ 34.73	\$ 416.76
CITY OF COACHELLA	768-080-012	50120	MAZATLAN DR	Trash Service	1	\$ 34.73	\$ 416.76
CITY OF COACHELLA	768-080-013	50130	MAZATLAN DR	Trash Service	1	\$ 34.73	\$ 416.76
CITY OF COACHELLA	768-080-014	50140	MAZATLAN DR	Trash Service	1	\$ 34.73	\$ 416.76
CITY OF COACHELLA	768-080-014	50140	MAZATLAN DR	Additional Trash	1	\$ 9.72	\$ 116.64
CITY OF COACHELLA	768-080-015	50150	MAZATLAN DR	Trash Service	1	\$ 34.73	\$ 416.76
CITY OF COACHELLA	768-080-016	50160	MAZATLAN DR	Trash Service	1	\$ 34.73	\$ 416.76
CITY OF COACHELLA	768-080-016	50160	MAZATLAN DR	Additional Trash	1	\$ 9.72	\$ 116.64
CITY OF COACHELLA	768-080-017	50170	MAZATLAN DR	Trash Service	1	\$ 34.73	\$ 416.76
CITY OF COACHELLA	768-080-017	50170	MAZATLAN DR	Additional Trash	1	\$ 9.72	\$ 116.64
CITY OF COACHELLA	768-080-018	50180	MAZATLAN DR	Trash Service	1	\$ 34.73	\$ 416.76
CITY OF COACHELLA	768-080-019	50190	MAZATLAN DR	Trash Service	1	\$ 34.73	\$ 416.76
CITY OF COACHELLA	768-080-020	50200	MAZATLAN DR	Trash Service	1	\$ 34.73	\$ 416.76
CITY OF COACHELLA	768-080-020	50200	MAZATLAN DR	Additional Trash	1	\$ 9.72	\$ 116.64
CITY OF COACHELLA	768-080-022	50255	JALISCO	Trash Service	1	\$ 34.73	\$ 416.76
CITY OF COACHELLA	768-080-023	50265	JALISCO	Trash Service	1	\$ 34.73	\$ 416.76
CITY OF COACHELLA	768-080-024	50275	JALISCO	Trash Service	2	\$ 69.46	\$ 833.52
CITY OF COACHELLA	768-080-025	50295	JALISCO	Trash Service	1	\$ 34.73	\$ 416.76

### City of Coachella proposed 2024-25 Tax File

Customer Name	Parcel #	Address	Street	Service Level	Units	Total Monthly Rate	Total Annual Rate
CITY OF COACHELLA	768-080-025	50295	JALISCO	Additional Trash	1	\$ 9.72	\$ 116.64
CITY OF COACHELLA	768-080-026	84450	TAXCO WAY	Trash Service	1	\$ 34.73	\$ 416.76
CITY OF COACHELLA	768-080-026	84450	TAXCO WAY	Additional Trash	1	\$ 9.72	\$ 116.64
CITY OF COACHELLA	768-080-027	84440	TAXCO WAY	Trash Service	1	\$ 34.73	\$ 416.76
CITY OF COACHELLA	768-080-028	84430	TAXCO WAY	Trash Service	1	\$ 34.73	\$ 416.76
CITY OF COACHELLA	768-080-028	84430	TAXCO WAY	Additional Trash	1	\$ 9.72	\$ 116.64
CITY OF COACHELLA	768-080-029	84420	TAXCO WAY	Trash Service	1	\$ 34.73	\$ 416.76
CITY OF COACHELLA	768-080-029	84420	TAXCO WAY	Additional Trash	1	\$ 9.72	\$ 116.64
CITY OF COACHELLA	768-080-030	84410	TAXCO WAY	Trash Service	1	\$ 34.73	\$ 416.76
CITY OF COACHELLA	768-080-031	84400	TAXCO WAY	Trash Service	1	\$ 34.73	\$ 416.76
CITY OF COACHELLA	768-080-032	50280	MAZATLAN DR	Trash Service	1	\$ 34.73	\$ 416.76
CITY OF COACHELLA	768-080-033	50270	MAZATLAN DR	Trash Service	1	\$ 34.73	\$ 416.76
CITY OF COACHELLA	768-080-034	50260	MAZATLAN DR	Trash Service	1	\$ 34.73	\$ 416.76
CITY OF COACHELLA	768-080-035	50250	MAZATLAN DR	Trash Service	1	\$ 34.73	\$ 416.76
CITY OF COACHELLA	768-080-036	50240	MAZATLAN DR	Trash Service	1	\$ 34.73	\$ 416.76
CITY OF COACHELLA	768-080-037	50230	MAZATLAN DR	Trash Service	1	\$ 34.73	\$ 416.76
CITY OF COACHELLA	768-080-038	50220	MAZATLAN DR	Trash Service	1	\$ 34.73	\$ 416.76
CITY OF COACHELLA	768-080-039	50210	MAZATLAN DR	Trash Service	1	\$ 34.73	\$ 416.76
CITY OF COACHELLA	768-080-039	50210	MAZATLAN DR	Additional Trash	1	\$ 9.72	\$ 116.64
CITY OF COACHELLA	768-081-001	50185	MAZATLAN DR	Trash Service	1	\$ 34.73	\$ 416.76
CITY OF COACHELLA	768-081-002	50175	MAZATLAN DR	Trash Service	1	\$ 34.73	\$ 416.76
CITY OF COACHELLA	768-081-003	50165	MAZATLAN DR	Trash Service	1	\$ 34.73	\$ 416.76
CITY OF COACHELLA	768-081-004	50155	MAZATLAN DR	Trash Service	1	\$ 34.73	\$ 416.76
CITY OF COACHELLA	768-081-005	50145	MAZATLAN DR	Trash Service	1	\$ 34.73	\$ 416.76
CITY OF COACHELLA	768-081-005	50145	MAZATLAN DR	Additional Recycle	1	\$ 9.72	\$ 116.64
CITY OF COACHELLA	768-081-006	50135	MAZATLAN DR	Trash Service	1	\$ 34.73	\$ 416.76
CITY OF COACHELLA	768-081-006	50135	MAZATLAN DR	Additional Trash	1	\$ 9.72	\$ 116.64
CITY OF COACHELLA	768-081-007	50125	MAZATLAN DR	Trash Service	1	\$ 34.73	\$ 416.76
CITY OF COACHELLA	768-081-007	50125	MAZATLAN DR	Additional Trash	1	\$ 9.72	\$ 116.64
CITY OF COACHELLA	768-081-008	50115	MAZATLAN DR	Trash Service	1	\$ 34.73	\$ 416.76
CITY OF COACHELLA	768-081-008	50115	MAZATLAN DR	Additional Trash	1	\$ 9.72	\$ 116.64
CITY OF COACHELLA	768-081-009	50105	MAZATLAN DR	Trash Service	1	\$ 34.73	\$ 416.76
CITY OF COACHELLA	768-081-010	50095	MAZATLAN DR	Trash Service	1	\$ 34.73	\$ 416.76

### City of Coachella proposed 2024-25 Tax File

Customer Name	Parcel #	Address	Street	Service Level	Units	Total Monthly Rate	Total Annual Rate
CITY OF COACHELLA	768-081-011	50085	MAZATLAN DR	Trash Service	1	\$ 34.73	\$ 416.76
CITY OF COACHELLA	768-081-011	50085	MAZATLAN DR	Additional Trash	1	\$ 9.72	\$ 116.64
CITY OF COACHELLA	768-081-011	50085	MAZATLAN DR	Additional Recycle	1	\$ 9.72	\$ 116.64
CITY OF COACHELLA	768-081-012	50075	MAZATLAN DR	Trash Service	1	\$ 34.73	\$ 416.76
CITY OF COACHELLA	768-081-012	50075	MAZATLAN DR	Additional Trash	1	\$ 9.72	\$ 116.64
CITY OF COACHELLA	768-081-013	50065	MAZATLAN DR	Trash Service	1	\$ 34.73	\$ 416.76
CITY OF COACHELLA	768-081-013	50065	MAZATLAN DR	Additional Trash	1	\$ 9.72	\$ 116.64
CITY OF COACHELLA	768-081-014	50055	MAZATLAN DR	Trash Service	1	\$ 34.73	\$ 416.76
CITY OF COACHELLA	768-081-015	50045	MAZATLAN DR	Trash Service	1	\$ 34.73	\$ 416.76
CITY OF COACHELLA	768-081-015	50045	MAZATLAN DR	Additional Recycle	1	\$ 9.72	\$ 116.64
CITY OF COACHELLA	768-081-016	50035	MAZATLAN DR	Trash Service	1	\$ 34.73	\$ 416.76
CITY OF COACHELLA	768-081-017	50025	MAZATLAN DR	Trash Service	1	\$ 34.73	\$ 416.76
CITY OF COACHELLA	768-081-018	50015	MAZATLAN DR	Trash Service	1	\$ 34.73	\$ 416.76
CITY OF COACHELLA	768-081-018	50015	MAZATLAN DR	Additional Trash	1	\$ 9.72	\$ 116.64
CITY OF COACHELLA	768-081-019	50005	MAZATLAN DR	Trash Service	1	\$ 34.73	\$ 416.76
CITY OF COACHELLA	768-081-020	50195	MAZATLAN DR	Trash Service	1	\$ 34.73	\$ 416.76
CITY OF COACHELLA	768-081-020	50195	MAZATLAN DR	Additional Trash	1	\$ 9.72	\$ 116.64
CITY OF COACHELLA	768-081-020	50195	MAZATLAN DR	Additional Recycle	1	\$ 9.72	\$ 116.64
CITY OF COACHELLA	768-081-021	50205	MAZATLAN DR	Trash Service	1	\$ 34.73	\$ 416.76
CITY OF COACHELLA	768-081-022	50215	MAZATLAN DR	Trash Service	1	\$ 34.73	\$ 416.76
CITY OF COACHELLA	768-081-023	50225	MAZATLAN DR	Trash Service	1	\$ 34.73	\$ 416.76
CITY OF COACHELLA	768-081-024	50235	MAZATLAN DR	Trash Service	1	\$ 34.73	\$ 416.76
CITY OF COACHELLA	768-081-024	50235	MAZATLAN DR	Additional Trash	1	\$ 9.72	\$ 116.64
CITY OF COACHELLA	768-081-025	50245	MAZATLAN DR	Trash Service	1	\$ 34.73	\$ 416.76
CITY OF COACHELLA	768-081-026	50255	MAZATLAN DR	Trash Service	1	\$ 34.73	\$ 416.76
CITY OF COACHELLA	768-081-026	50255	MAZATLAN DR	Additional Trash	1	\$ 9.72	\$ 116.64
CITY OF COACHELLA	768-081-027	50265	MAZATLAN DR	Trash Service	1	\$ 34.73	\$ 416.76
CITY OF COACHELLA	768-081-028	50275	MAZATLAN DR	Trash Service	1	\$ 34.73	\$ 416.76
CITY OF COACHELLA	768-081-029	50285	MAZATLAN DR	Trash Service	1	\$ 34.73	\$ 416.76
CITY OF COACHELLA	768-081-030	50295	MAZATLAN DR	Trash Service	1	\$ 34.73	\$ 416.76
CITY OF COACHELLA	768-081-030	50295	MAZATLAN DR	Additional Trash	1	\$ 9.72	\$ 116.64
CITY OF COACHELLA	768-081-031	50305	MAZATLAN DR	Trash Service	1	\$ 34.73	\$ 416.76
CITY OF COACHELLA	768-081-032	50315	MAZATLAN DR	Trash Service	1	\$ 34.73	\$ 416.76

### City of Coachella proposed 2024-25 Tax File

Customer Name	Parcel #	Address	Street	Service Level	Units	Total Monthly Rate	Total Annual Rate
CITY OF COACHELLA	768-081-032	50315	MAZATLAN DR	Additional Trash	1	\$ 9.72	\$ 116.64
CITY OF COACHELLA	768-081-033	50325	MAZATLAN DR	Trash Service	1	\$ 34.73	\$ 416.76
CITY OF COACHELLA	768-081-033	50325	MAZATLAN DR	Additional Trash	1	\$ 9.72	\$ 116.64
CITY OF COACHELLA	768-082-001	84405	TAXCO WAY	Trash Service	1	\$ 34.73	\$ 416.76
CITY OF COACHELLA	768-082-001	84405	TAXCO WAY	Additional Trash	1	\$ 9.72	\$ 116.64
CITY OF COACHELLA	768-082-002	84425	TAXCO WAY	Trash Service	1	\$ 34.73	\$ 416.76
CITY OF COACHELLA	768-082-003	84435	TAXCO WAY	Trash Service	1	\$ 34.73	\$ 416.76
CITY OF COACHELLA	768-082-004	84445	TAXCO WAY	Trash Service	1	\$ 34.73	\$ 416.76
CITY OF COACHELLA	768-083-001	50280	JALISCO	Trash Service	1	\$ 34.73	\$ 416.76
CITY OF COACHELLA	768-083-002	50270	JALISCO	Trash Service	1	\$ 34.73	\$ 416.76
CITY OF COACHELLA	768-083-002	50270	JALISCO	Additional Trash	1	\$ 9.72	\$ 116.64
CITY OF COACHELLA	768-083-003	50260	JALISCO	Trash Service	1	\$ 34.73	\$ 416.76
CITY OF COACHELLA	768-083-003	50260	JALISCO	Additional Trash	1	\$ 9.72	\$ 116.64
CITY OF COACHELLA	768-083-003	50260	JALISCO	Additional Recycle	1	\$ 9.72	\$ 116.64
CITY OF COACHELLA	768-090-001	50335	MAZATLAN DR	Trash Service	1	\$ 34.73	\$ 416.76
CITY OF COACHELLA	768-090-002	50345	MAZATLAN DR	Trash Service	1	\$ 34.73	\$ 416.76
CITY OF COACHELLA	768-090-002	50345	MAZATLAN DR	Additional Trash	1	\$ 9.72	\$ 116.64
CITY OF COACHELLA	768-090-003	50355	MAZATLAN DR	Trash Service	1	\$ 34.73	\$ 416.76
CITY OF COACHELLA	768-090-003	50355	MAZATLAN DR	Additional Trash	1	\$ 9.72	\$ 116.64
CITY OF COACHELLA	768-090-004	50365	MAZATLAN DR	Trash Service	1	\$ 34.73	\$ 416.76
CITY OF COACHELLA	768-090-005	50375	MAZATLAN DR	Trash Service	1	\$ 34.73	\$ 416.76
CITY OF COACHELLA	768-090-006	50385	MAZATLAN DR	Trash Service	1	\$ 34.73	\$ 416.76
CITY OF COACHELLA	768-090-006	50385	MAZATLAN DR	Additional Trash	1	\$ 9.72	\$ 116.64
CITY OF COACHELLA	768-090-007	50395	MAZATLAN DR	Trash Service	1	\$ 34.73	\$ 416.76
CITY OF COACHELLA	768-090-008	50405	MAZATLAN DR	Trash Service	1	\$ 34.73	\$ 416.76
CITY OF COACHELLA	768-090-009	50415	MAZATLAN DR	Trash Service	1	\$ 34.73	\$ 416.76
CITY OF COACHELLA	768-090-010	50425	MAZATLAN DR	Trash Service	1	\$ 34.73	\$ 416.76
CITY OF COACHELLA	768-090-010	50425	MAZATLAN DR	Additional Trash	1	\$ 9.72	\$ 116.64
CITY OF COACHELLA	768-090-011	50435	MAZATLAN DR	Trash Service	1	\$ 34.73	\$ 416.76
CITY OF COACHELLA	768-090-011	50435	MAZATLAN DR	Additional Trash	1	\$ 9.72	\$ 116.64
CITY OF COACHELLA	768-090-012	50445	MAZATLAN DR	Trash Service	1	\$ 34.73	\$ 416.76
CITY OF COACHELLA	768-090-012	50445	MAZATLAN DR	Additional Trash	1	\$ 9.72	\$ 116.64
CITY OF COACHELLA	768-090-013	50465	MAZATLAN DR	Trash Service	1	\$ 34.73	\$ 416.76

### City of Coachella proposed 2024-25 Tax File

Customer Name	Parcel #	Address	Street	Service Level	Units	Total Monthly Rate	Total Annual Rate
CITY OF COACHELLA	768-090-014	50475	MAZATLAN DR	Trash Service	1	\$ 34.73	\$ 416.76
CITY OF COACHELLA	768-090-014	50475	MAZATLAN DR	Additional Trash	1	\$ 9.72	\$ 116.64
CITY OF COACHELLA	768-090-015	50485	MAZATLAN DR	Trash Service	1	\$ 34.73	\$ 416.76
CITY OF COACHELLA	768-090-016	50495	MAZATLAN DR	Trash Service	1	\$ 34.73	\$ 416.76
CITY OF COACHELLA	768-090-016	50495	MAZATLAN DR	Additional Trash	1	\$ 9.72	\$ 116.64
CITY OF COACHELLA	768-090-017	50499	SALTILLO CIR	Trash Service	1	\$ 34.73	\$ 416.76
CITY OF COACHELLA	768-090-018	50503	SALTILLO CIR	Trash Service	1	\$ 34.73	\$ 416.76
CITY OF COACHELLA	768-090-019	50509	SALTILLO CIR	Trash Service	1	\$ 34.73	\$ 416.76
CITY OF COACHELLA	768-090-020	50513	SALTILLO CIR	Trash Service	1	\$ 34.73	\$ 416.76
CITY OF COACHELLA	768-090-021	50519	SALTILLO CIR	Trash Service	1	\$ 34.73	\$ 416.76
CITY OF COACHELLA	768-090-022	50523	SALTILLO CIR	Trash Service	1	\$ 34.73	\$ 416.76
CITY OF COACHELLA	768-090-023	50529	SALTILLO CIR	Trash Service	1	\$ 34.73	\$ 416.76
CITY OF COACHELLA	768-090-023	50529	SALTILLO CIR	Additional Trash	1	\$ 9.72	\$ 116.64
CITY OF COACHELLA	768-090-025	50525	CHIAPAS DR	Trash Service	1	\$ 34.73	\$ 416.76
CITY OF COACHELLA	768-090-026	50545	CHIAPAS DR	Trash Service	1	\$ 34.73	\$ 416.76
CITY OF COACHELLA	768-090-027	50555	CHIAPAS DR	Trash Service	1	\$ 34.73	\$ 416.76
CITY OF COACHELLA	768-090-028	50565	CHIAPAS DR	Trash Service	1	\$ 34.73	\$ 416.76
CITY OF COACHELLA	768-090-029	50575	CHIAPAS DR	Trash Service	1	\$ 34.73	\$ 416.76
CITY OF COACHELLA	768-090-030	50585	CHIAPAS DR	Trash Service	1	\$ 34.73	\$ 416.76
CITY OF COACHELLA	768-090-031	50595	CHIAPAS DR	Trash Service	1	\$ 34.73	\$ 416.76
CITY OF COACHELLA	768-090-032	50605	CHIAPAS DR	Trash Service	1	\$ 34.73	\$ 416.76
CITY OF COACHELLA	768-090-033	50615	CHIAPAS DR	Trash Service	1	\$ 34.73	\$ 416.76
CITY OF COACHELLA	768-090-034	50625	CHIAPAS DR	Trash Service	1	\$ 34.73	\$ 416.76
CITY OF COACHELLA	768-090-035	50635	CHIAPAS DR	Trash Service	1	\$ 34.73	\$ 416.76
CITY OF COACHELLA	768-090-036	50645	CHIAPAS DR	Trash Service	1	\$ 34.73	\$ 416.76
CITY OF COACHELLA	768-090-037	50655	CHIAPAS DR	Trash Service	2	\$ 69.46	\$ 833.52
CITY OF COACHELLA	768-090-038	50665	CHIAPAS DR	Trash Service	1	\$ 34.73	\$ 416.76
CITY OF COACHELLA	768-090-039	50675	CHIAPAS DR	Trash Service	1	\$ 34.73	\$ 416.76
CITY OF COACHELLA	768-090-039	50675	CHIAPAS DR	Additional Trash	1	\$ 9.72	\$ 116.64
CITY OF COACHELLA	768-090-039	50675	CHIAPAS DR	Additional Recycle	1	\$ 9.72	\$ 116.64
CITY OF COACHELLA	768-090-040	50685	CHIAPAS DR	Trash Service	1	\$ 34.73	\$ 416.76
CITY OF COACHELLA	768-090-041	50695	CHIAPAS DR	Trash Service	1	\$ 34.73	\$ 416.76
CITY OF COACHELLA	768-090-042	50705	CHIAPAS DR	Trash Service	1	\$ 34.73	\$ 416.76



### City of Coachella proposed 2024-25 Tax File

Customer Name	Parcel #	Address	Street	Service Level	Units	Total Monthly Rate	Total Annual Rate
CITY OF COACHELLA	768-090-043	50715	CHIAPAS DR	Trash Service	1	\$ 34.73	\$ 416.76
CITY OF COACHELLA	768-090-044	50725	CHIAPAS DR	Trash Service	1	\$ 34.73	\$ 416.76
CITY OF COACHELLA	768-090-045	50735	CHIAPAS DR	Trash Service	1	\$ 34.73	\$ 416.76
CITY OF COACHELLA	768-090-046	50745	CHIAPAS DR	Trash Service	1	\$ 34.73	\$ 416.76
CITY OF COACHELLA	768-090-047	50755	CHIAPAS DR	Trash Service	1	\$ 34.73	\$ 416.76
CITY OF COACHELLA	768-090-048	50765	CHIAPAS DR	Trash Service	1	\$ 34.73	\$ 416.76
CITY OF COACHELLA	768-091-001	50488	SALTILLO CIR	Trash Service	1	\$ 34.73	\$ 416.76
CITY OF COACHELLA	768-091-002	50484	SALTILLO CIR	Trash Service	1	\$ 34.73	\$ 416.76
CITY OF COACHELLA	768-091-003	50478	SALTILLO CIR	Trash Service	1	\$ 34.73	\$ 416.76
CITY OF COACHELLA	768-091-004	50474	SALTILLO CIR	Trash Service	1	\$ 34.73	\$ 416.76
CITY OF COACHELLA	768-091-004	50474	SALTILLO CIR	Additional Trash	1	\$ 9.72	\$ 116.64
CITY OF COACHELLA	768-091-005	50470	MAZATLAN DR	Trash Service	1	\$ 34.73	\$ 416.76
CITY OF COACHELLA	768-091-006	50450	MAZATLAN DR	Trash Service	1	\$ 34.73	\$ 416.76
CITY OF COACHELLA	768-091-007	50420	MAZATLAN DR	Trash Service	1	\$ 34.73	\$ 416.76
CITY OF COACHELLA	768-091-008	50400	MAZATLAN DR	Trash Service	1	\$ 34.73	\$ 416.76
CITY OF COACHELLA	768-091-009	50380	MAZATLAN DR	Trash Service	1	\$ 34.73	\$ 416.76
CITY OF COACHELLA	768-091-010	50360	MAZATLAN DR	Trash Service	1	\$ 34.73	\$ 416.76
CITY OF COACHELLA	768-091-011	50395	CHIHUAHUA CT	Trash Service	1	\$ 34.73	\$ 416.76
CITY OF COACHELLA	768-091-012	50415	CHIHUAHUA CT	Trash Service	1	\$ 34.73	\$ 416.76
CITY OF COACHELLA	768-091-012	50415	CHIHUAHUA CT	Additional Trash	1	\$ 9.72	\$ 116.64
CITY OF COACHELLA	768-091-013	50425	CHIHUAHUA CT	Trash Service	1	\$ 34.73	\$ 416.76
CITY OF COACHELLA	768-091-013	50425	CHIHUAHUA CT	Additional Trash	1	\$ 9.72	\$ 116.64
CITY OF COACHELLA	768-091-014	50445	CHIHUAHUA CT	Trash Service	1	\$ 34.73	\$ 416.76
CITY OF COACHELLA	768-091-015	50450	CHIHUAHUA CT	Trash Service	1	\$ 34.73	\$ 416.76
CITY OF COACHELLA	768-091-016	50430	CHIHUAHUA CT	Trash Service	1	\$ 34.73	\$ 416.76
CITY OF COACHELLA	768-091-016	50430	CHIHUAHUA CT	Additional Recycle	1	\$ 9.72	\$ 116.64
CITY OF COACHELLA	768-091-017	50410	CHIHUAHUA CT	Trash Service	1	\$ 34.73	\$ 416.76
CITY OF COACHELLA	768-091-017	50410	CHIHUAHUA CT	Additional Trash	1	\$ 9.72	\$ 116.64
CITY OF COACHELLA	768-091-018	50390	CHIHUAHUA CT	Trash Service	1	\$ 34.73	\$ 416.76
CITY OF COACHELLA	768-091-019	50370	CHIHUAHUA CT	Trash Service	1	\$ 34.73	\$ 416.76
CITY OF COACHELLA	768-091-020	50350	MAZATLAN DR	Trash Service	1	\$ 34.73	\$ 416.76
CITY OF COACHELLA	768-091-020	50350	MAZATLAN DR	Additional Organics	1	\$ 9.72	\$ 116.64
CITY OF COACHELLA	768-091-021	50340	MAZATLAN DR	Trash Service	1	\$ 34.73	\$ 416.76

### City of Coachella proposed 2024-25 Tax File

Customer Name	Parcel #	Address	Street	Service Level	Units	Total Monthly Rate	Total Annual Rate
CITY OF COACHELLA	768-100-001	50580	SALTILLO CIR	Trash Service	1	\$ 34.73	\$ 416.76
CITY OF COACHELLA	768-100-002	50572	SALTILLO CIR	Trash Service	1	\$ 34.73	\$ 416.76
CITY OF COACHELLA	768-100-002	50572	SALTILLO CIR	Additional Organics	1	\$ 9.72	\$ 116.64
CITY OF COACHELLA	768-100-003	50564	SALTILLO CIR	Trash Service	1	\$ 34.73	\$ 416.76
CITY OF COACHELLA	768-100-004	50556	SALTILLO CIR	Trash Service	1	\$ 34.73	\$ 416.76
CITY OF COACHELLA	768-100-006	50290	JALISCO	Trash Service	1	\$ 34.73	\$ 416.76
CITY OF COACHELLA	768-100-007	50300	JALISCO	Trash Service	1	\$ 34.73	\$ 416.76
CITY OF COACHELLA	768-100-008	50310	JALISCO	Trash Service	1	\$ 34.73	\$ 416.76
CITY OF COACHELLA	768-100-008	50310	JALISCO	Additional Trash	1	\$ 9.72	\$ 116.64
CITY OF COACHELLA	768-100-009	50320	JALISCO	Trash Service	1	\$ 34.73	\$ 416.76
CITY OF COACHELLA	768-100-009	50320	JALISCO	Additional Trash	1	\$ 9.72	\$ 116.64
CITY OF COACHELLA	768-100-010	50330	JALISCO	Trash Service	1	\$ 34.73	\$ 416.76
CITY OF COACHELLA	768-100-010	50330	JALISCO	Additional Trash	1	\$ 9.72	\$ 116.64
CITY OF COACHELLA	768-100-011	50340	JALISCO	Trash Service	1	\$ 34.73	\$ 416.76
CITY OF COACHELLA	768-100-012	50350	JALISCO	Trash Service	1	\$ 34.73	\$ 416.76
CITY OF COACHELLA	768-100-013	50360	JALISCO	Trash Service	1	\$ 34.73	\$ 416.76
CITY OF COACHELLA	768-100-014	50370	JALISCO	Trash Service	1	\$ 34.73	\$ 416.76
CITY OF COACHELLA	768-100-015	50390	JALISCO	Trash Service	1	\$ 34.73	\$ 416.76
CITY OF COACHELLA	768-100-016	50400	JALISCO	Trash Service	1	\$ 34.73	\$ 416.76
CITY OF COACHELLA	768-100-017	50410	JALISCO	Trash Service	1	\$ 34.73	\$ 416.76
CITY OF COACHELLA	768-100-018	50420	JALISCO	Trash Service	1	\$ 34.73	\$ 416.76
CITY OF COACHELLA	768-100-019	50430	JALISCO	Trash Service	1	\$ 34.73	\$ 416.76
CITY OF COACHELLA	768-100-020	50440	JALISCO	Trash Service	1	\$ 34.73	\$ 416.76
CITY OF COACHELLA	768-100-021	50450	JALISCO	Trash Service	1	\$ 34.73	\$ 416.76
CITY OF COACHELLA	768-100-022	50460	JALISCO	Trash Service	1	\$ 34.73	\$ 416.76
CITY OF COACHELLA	768-100-023	50470	JALISCO	Trash Service	1	\$ 34.73	\$ 416.76
CITY OF COACHELLA	768-100-024	50480	JALISCO	Trash Service	1	\$ 34.73	\$ 416.76
CITY OF COACHELLA	768-100-025	50490	JALISCO	Trash Service	1	\$ 34.73	\$ 416.76
CITY OF COACHELLA	768-100-026	50500	JALISCO	Trash Service	1	\$ 34.73	\$ 416.76
CITY OF COACHELLA	768-100-027	50510	JALISCO	Trash Service	1	\$ 34.73	\$ 416.76
CITY OF COACHELLA	768-100-027	50510	JALISCO	Additional Trash	1	\$ 9.72	\$ 116.64
CITY OF COACHELLA	768-100-028	50520	JALISCO	Trash Service	1	\$ 34.73	\$ 416.76
CITY OF COACHELLA	768-100-029	50530	JALISCO	Trash Service	1	\$ 34.73	\$ 416.76

### City of Coachella proposed 2024-25 Tax File

Customer Name	Parcel #	Address	Street	Service Level	Units	Total Monthly Rate	Total Annual Rate
CITY OF COACHELLA	768-100-030	50540	JALISCO	Trash Service	1	\$ 34.73	\$ 416.76
CITY OF COACHELLA	768-100-031	50548	SALTILLO CIR	Trash Service	1	\$ 34.73	\$ 416.76
CITY OF COACHELLA	768-100-033	84490	BAJA WAY	Trash Service	1	\$ 34.73	\$ 416.76
CITY OF COACHELLA	768-100-034	84480	BAJA WAY	Trash Service	1	\$ 34.73	\$ 416.76
CITY OF COACHELLA	768-100-035	84470	BAJA WAY	Trash Service	1	\$ 34.73	\$ 416.76
CITY OF COACHELLA	768-100-036	50680	CHIAPAS DR	Trash Service	1	\$ 34.73	\$ 416.76
CITY OF COACHELLA	768-100-036	50680	CHIAPAS DR	Additional Trash	1	\$ 9.72	\$ 116.64
CITY OF COACHELLA	768-100-037	50670	CHIAPAS DR	Trash Service	1	\$ 34.73	\$ 416.76
CITY OF COACHELLA	768-100-038	50660	CHIAPAS DR	Trash Service	1	\$ 34.73	\$ 416.76
CITY OF COACHELLA	768-100-039	50650	CHIAPAS DR	Trash Service	1	\$ 34.73	\$ 416.76
CITY OF COACHELLA	768-100-040	50640	CHIAPAS DR	Trash Service	1	\$ 34.73	\$ 416.76
CITY OF COACHELLA	768-100-041	50630	CHIAPAS DR	Trash Service	1	\$ 34.73	\$ 416.76
CITY OF COACHELLA	768-100-042	50620	CHIAPAS DR	Trash Service	1	\$ 34.73	\$ 416.76
CITY OF COACHELLA	768-100-042	50620	CHIAPAS DR	Additional Recycle	1	\$ 9.72	\$ 116.64
CITY OF COACHELLA	768-100-043	50610	CHIAPAS DR	Trash Service	1	\$ 34.73	\$ 416.76
CITY OF COACHELLA	768-100-043	50610	CHIAPAS DR	Additional Trash	1	\$ 9.72	\$ 116.64
CITY OF COACHELLA	768-100-044	50600	CHIAPAS DR	Trash Service	1	\$ 34.73	\$ 416.76
CITY OF COACHELLA	768-100-045	50590	CHIAPAS DR	Trash Service	1	\$ 34.73	\$ 416.76
CITY OF COACHELLA	768-101-001	50492	SALTILLO CIR	Trash Service	1	\$ 34.73	\$ 416.76
CITY OF COACHELLA	768-101-002	50498	SALTILLO CIR	Trash Service	1	\$ 34.73	\$ 416.76
CITY OF COACHELLA	768-101-003	50495	JALISCO	Trash Service	1	\$ 34.73	\$ 416.76
CITY OF COACHELLA	768-101-004	50485	JALISCO	Trash Service	1	\$ 34.73	\$ 416.76
CITY OF COACHELLA	768-101-005	50475	JALISCO	Trash Service	1	\$ 34.73	\$ 416.76
CITY OF COACHELLA	768-101-006	50465	JALISCO	Trash Service	1	\$ 34.73	\$ 416.76
CITY OF COACHELLA	768-101-007	50455	JALISCO	Trash Service	1	\$ 34.73	\$ 416.76
CITY OF COACHELLA	768-101-007	50455	JALISCO	Additional Trash	1	\$ 9.72	\$ 116.64
CITY OF COACHELLA	768-101-008	50445	JALISCO	Trash Service	1	\$ 34.73	\$ 416.76
CITY OF COACHELLA	768-101-009	50435	JALISCO	Trash Service	1	\$ 34.73	\$ 416.76
CITY OF COACHELLA	768-101-010	50425	JALISCO	Trash Service	1	\$ 34.73	\$ 416.76
CITY OF COACHELLA	768-101-011	50415	JALISCO	Trash Service	1	\$ 34.73	\$ 416.76
CITY OF COACHELLA	768-101-012	50405	JALISCO	Trash Service	1	\$ 34.73	\$ 416.76
CITY OF COACHELLA	768-101-013	50395	JALISCO	Trash Service	1	\$ 34.73	\$ 416.76
CITY OF COACHELLA	768-101-014	50385	JALISCO	Trash Service	1	\$ 34.73	\$ 416.76

### City of Coachella proposed 2024-25 Tax File

Customer Name	Parcel #	Address	Street	Service Level	Units	Total Monthly Rate	Total Annual Rate
CITY OF COACHELLA	768-101-015	50375	JALISCO	Trash Service	1	\$ 34.73	\$ 416.76
CITY OF COACHELLA	768-101-016	50365	JALISCO	Trash Service	1	\$ 34.73	\$ 416.76
CITY OF COACHELLA	768-101-016	50365	JALISCO	Additional Recycle	1	\$ 9.72	\$ 116.64
CITY OF COACHELLA	768-101-017	50355	JALISCO	Trash Service	1	\$ 34.73	\$ 416.76
CITY OF COACHELLA	768-101-018	50345	JALISCO	Trash Service	1	\$ 34.73	\$ 416.76
CITY OF COACHELLA	768-102-001	50760	CHIAPAS DR	Trash Service	1	\$ 34.73	\$ 416.76
CITY OF COACHELLA	768-102-002	50750	CHIAPAS DR	Trash Service	1	\$ 34.73	\$ 416.76
CITY OF COACHELLA	768-102-003	50740	CHIAPAS DR	Trash Service	1	\$ 34.73	\$ 416.76
CITY OF COACHELLA	768-102-003	50740	CHIAPAS DR	Additional Trash	1	\$ 9.72	\$ 116.64
CITY OF COACHELLA	768-102-004	50730	CHIAPAS DR	Trash Service	1	\$ 34.73	\$ 416.76
CITY OF COACHELLA	768-102-005	50720	CHIAPAS DR	Trash Service	1	\$ 34.73	\$ 416.76
CITY OF COACHELLA	768-102-006	50710	CHIAPAS DR	Trash Service	1	\$ 34.73	\$ 416.76
CITY OF COACHELLA	768-102-007	50700	CHIAPAS DR	Trash Service	1	\$ 34.73	\$ 416.76
CITY OF COACHELLA	768-102-008	50690	CHIAPAS DR	Trash Service	1	\$ 34.73	\$ 416.76
CITY OF COACHELLA	768-110-001	50770	CHIAPAS DR	Trash Service	1	\$ 34.73	\$ 416.76
CITY OF COACHELLA	768-110-002	50780	CHIAPAS DR	Trash Service	1	\$ 34.73	\$ 416.76
CITY OF COACHELLA	768-110-003	50790	CHIAPAS DR	Trash Service	1	\$ 34.73	\$ 416.76
CITY OF COACHELLA	768-110-004	50800	CHIAPAS DR	Trash Service	1	\$ 34.73	\$ 416.76
CITY OF COACHELLA	768-110-004	50800	CHIAPAS DR	Additional Trash	1	\$ 9.72	\$ 116.64
CITY OF COACHELLA	768-110-005	50810	CHIAPAS DR	Trash Service	1	\$ 34.73	\$ 416.76
CITY OF COACHELLA	768-110-005	50810	CHIAPAS DR	Additional Trash	1	\$ 9.72	\$ 116.64
CITY OF COACHELLA	768-110-006	50820	CHIAPAS DR	Trash Service	1	\$ 34.73	\$ 416.76
CITY OF COACHELLA	768-110-007	50830	CHIAPAS DR	Trash Service	1	\$ 34.73	\$ 416.76
CITY OF COACHELLA	768-110-008	50840	CHIAPAS DR	Trash Service	1	\$ 34.73	\$ 416.76
CITY OF COACHELLA	768-110-009	50850	CHIAPAS DR	Trash Service	1	\$ 34.73	\$ 416.76
CITY OF COACHELLA	768-110-010	50860	CHIAPAS DR	Trash Service	1	\$ 34.73	\$ 416.76
CITY OF COACHELLA	768-110-011	50870	CHIAPAS DR	Trash Service	1	\$ 34.73	\$ 416.76
CITY OF COACHELLA	768-110-012	50880	CHIAPAS DR	Trash Service	1	\$ 34.73	\$ 416.76
CITY OF COACHELLA	768-110-013	50890	CHIAPAS DR	Trash Service	1	\$ 34.73	\$ 416.76
CITY OF COACHELLA	768-110-014	50900	CHIAPAS DR	Trash Service	1	\$ 34.73	\$ 416.76
CITY OF COACHELLA	768-110-015	50910	CHIAPAS DR	Trash Service	1	\$ 34.73	\$ 416.76
CITY OF COACHELLA	768-110-016	50920	CHIAPAS DR	Trash Service	1	\$ 34.73	\$ 416.76
CITY OF COACHELLA	768-110-017	50924	CHIAPAS DR	Trash Service	1	\$ 34.73	\$ 416.76

### City of Coachella proposed 2024-25 Tax File

Customer Name	Parcel #	Address	Street	Service Level	Units	Total Monthly Rate	Total Annual Rate
CITY OF COACHELLA	768-110-018	50926	CHIAPAS DR	Trash Service	1	\$ 34.73	\$ 416.76
CITY OF COACHELLA	768-110-018	50926	CHIAPAS DR	Additional Trash	1	\$ 9.72	\$ 116.64
CITY OF COACHELLA	768-110-019	50932	CHIAPAS DR	Trash Service	1	\$ 34.73	\$ 416.76
CITY OF COACHELLA	768-110-020	50940	CHIAPAS DR	Trash Service	1	\$ 34.73	\$ 416.76
CITY OF COACHELLA	768-110-020	50940	CHIAPAS DR	Additional Trash	1	\$ 9.72	\$ 116.64
CITY OF COACHELLA	768-110-021	50950	CHIAPAS DR	Trash Service	1	\$ 34.73	\$ 416.76
CITY OF COACHELLA	768-110-021	50950	CHIAPAS DR	Additional Trash	1	\$ 9.72	\$ 116.64
CITY OF COACHELLA	768-110-022	50960	CHIAPAS DR	Trash Service	1	\$ 34.73	\$ 416.76
CITY OF COACHELLA	768-110-023	50970	CHIAPAS DR	Trash Service	1	\$ 34.73	\$ 416.76
CITY OF COACHELLA	768-110-024	50980	CHIAPAS DR	Trash Service	1	\$ 34.73	\$ 416.76
CITY OF COACHELLA	768-110-025	50990	CHIAPAS DR	Trash Service	1	\$ 34.73	\$ 416.76
CITY OF COACHELLA	768-110-025	50990	CHIAPAS DR	Additional Organics	1	\$ 9.72	\$ 116.64
CITY OF COACHELLA	768-111-001	50995	CHIAPAS DR	Trash Service	1	\$ 34.73	\$ 416.76
CITY OF COACHELLA	768-111-002	50985	CHIAPAS DR	Trash Service	1	\$ 34.73	\$ 416.76
CITY OF COACHELLA	768-111-003	50975	CHIAPAS DR	Trash Service	1	\$ 34.73	\$ 416.76
CITY OF COACHELLA	768-111-003	50975	CHIAPAS DR	Additional Trash	1	\$ 9.72	\$ 116.64
CITY OF COACHELLA	768-111-004	50965	CHIAPAS DR	Trash Service	1	\$ 34.73	\$ 416.76
CITY OF COACHELLA	768-111-004	50965	CHIAPAS DR	Additional Trash	1	\$ 9.72	\$ 116.64
CITY OF COACHELLA	768-111-005	50955	CHIAPAS DR	Trash Service	1	\$ 34.73	\$ 416.76
CITY OF COACHELLA	768-111-005	50955	CHIAPAS DR	Additional Trash	1	\$ 9.72	\$ 116.64
CITY OF COACHELLA	768-111-006	50945	CHIAPAS DR	Trash Service	1	\$ 34.73	\$ 416.76
CITY OF COACHELLA	768-111-006	50945	CHIAPAS DR	Additional Trash	1	\$ 9.72	\$ 116.64
CITY OF COACHELLA	768-111-007	50935	CHIAPAS DR	Trash Service	1	\$ 34.73	\$ 416.76
CITY OF COACHELLA	768-111-007	50935	CHIAPAS DR	Additional Trash	1	\$ 9.72	\$ 116.64
CITY OF COACHELLA	768-111-008	50925	CHIAPAS DR	Trash Service	1	\$ 34.73	\$ 416.76
CITY OF COACHELLA	768-111-009	50915	CHIAPAS DR	Trash Service	1	\$ 34.73	\$ 416.76
CITY OF COACHELLA	768-111-010	50905	CHIAPAS DR	Trash Service	1	\$ 34.73	\$ 416.76
CITY OF COACHELLA	768-111-011	50895	CHIAPAS DR	Trash Service	1	\$ 34.73	\$ 416.76
CITY OF COACHELLA	768-111-012	50885	CHIAPAS DR	Trash Service	1	\$ 34.73	\$ 416.76
CITY OF COACHELLA	768-111-013	50875	CHIAPAS DR	Trash Service	1	\$ 34.73	\$ 416.76
CITY OF COACHELLA	768-111-013	50875	CHIAPAS DR	Additional Trash	1	\$ 9.72	\$ 116.64
CITY OF COACHELLA	768-111-014	50865	CHIAPAS DR	Trash Service	1	\$ 34.73	\$ 416.76
CITY OF COACHELLA	768-111-015	50855	CHIAPAS DR	Trash Service	1	\$ 34.73	\$ 416.76

### City of Coachella proposed 2024-25 Tax File

Customer Name	Parcel #	Address	Street	Service Level	Units	Total Monthly Rate	Total Annual Rate
CITY OF COACHELLA	768-111-016	50845	CHIAPAS DR	Trash Service	1	\$ 34.73	\$ 416.76
CITY OF COACHELLA	768-111-017	50835	CHIAPAS DR	Trash Service	1	\$ 34.73	\$ 416.76
CITY OF COACHELLA	768-111-018	50825	CHIAPAS DR	Trash Service	1	\$ 34.73	\$ 416.76
CITY OF COACHELLA	768-111-019	50819	CHIAPAS DR	Trash Service	1	\$ 34.73	\$ 416.76
CITY OF COACHELLA	768-111-020	50765	TABASCO CT	Trash Service	1	\$ 34.73	\$ 416.76
CITY OF COACHELLA	768-111-021	50755	TABASCO CT	Trash Service	1	\$ 34.73	\$ 416.76
CITY OF COACHELLA	768-111-022	50745	TABASCO CT	Trash Service	1	\$ 34.73	\$ 416.76
CITY OF COACHELLA	768-111-022	50745	TABASCO CT	Additional Trash	1	\$ 9.72	\$ 116.64
CITY OF COACHELLA	768-111-023	50740	TABASCO CT	Trash Service	1	\$ 34.73	\$ 416.76
CITY OF COACHELLA	768-111-024	50750	TABASCO CT	Trash Service	1	\$ 34.73	\$ 416.76
CITY OF COACHELLA	768-111-025	50760	TABASCO CT	Trash Service	1	\$ 34.73	\$ 416.76
CITY OF COACHELLA	768-111-025	50760	TABASCO CT	Additional Trash	1	\$ 9.72	\$ 116.64
CITY OF COACHELLA	768-111-026	50815	CHIAPAS DR	Trash Service	1	\$ 34.73	\$ 416.76
CITY OF COACHELLA	768-111-027	50805	CHIAPAS DR	Trash Service	1	\$ 34.73	\$ 416.76
CITY OF COACHELLA	768-111-027	50805	CHIAPAS DR	Additional Trash	1	\$ 9.72	\$ 116.64
CITY OF COACHELLA	768-111-028	50795	CHIAPAS DR	Trash Service	1	\$ 34.73	\$ 416.76
CITY OF COACHELLA	768-111-029	50785	CHIAPAS DR	Trash Service	1	\$ 34.73	\$ 416.76
CITY OF COACHELLA	768-111-030	50775	CHIAPAS DR	Trash Service	1	\$ 34.73	\$ 416.76
CITY OF COACHELLA	768-111-030	50775	CHIAPAS DR	Additional Trash	1	\$ 9.72	\$ 116.64
CITY OF COACHELLA	768-120-001	50433	ANDREA LANE	Trash Service	1	\$ 34.73	\$ 416.76
CITY OF COACHELLA	768-120-002	50429	ANDREA LANE	Trash Service	1	\$ 34.73	\$ 416.76
CITY OF COACHELLA	768-120-003	50425	ANDREA LANE	Trash Service	1	\$ 34.73	\$ 416.76
CITY OF COACHELLA	768-120-004	50421	ANDREA LANE	Trash Service	1	\$ 34.73	\$ 416.76
CITY OF COACHELLA	768-120-004	50421	ANDREA LANE	Additional Trash	1	\$ 9.72	\$ 116.64
CITY OF COACHELLA	768-120-005	50417	ANDREA LANE	Trash Service	1	\$ 34.73	\$ 416.76
CITY OF COACHELLA	768-120-006	50413	ANDREA LANE	Trash Service	1	\$ 34.73	\$ 416.76
CITY OF COACHELLA	768-120-007	50409	ANDREA LANE	Trash Service	1	\$ 34.73	\$ 416.76
CITY OF COACHELLA	768-120-008	50405	ANDREA LANE	Trash Service	1	\$ 34.73	\$ 416.76
CITY OF COACHELLA	768-120-008	50405	ANDREA LANE	Additional Trash	1	\$ 9.72	\$ 116.64
CITY OF COACHELLA	768-120-009	50404	ANDREA LANE	Trash Service	1	\$ 34.73	\$ 416.76
CITY OF COACHELLA	768-120-010	50408	ANDREA LANE	Trash Service	1	\$ 34.73	\$ 416.76
CITY OF COACHELLA	768-120-011	50412	ANDREA LANE	Trash Service	1	\$ 34.73	\$ 416.76
CITY OF COACHELLA	768-120-012	50416	ANDREA LANE	Trash Service	1	\$ 34.73	\$ 416.76

### City of Coachella proposed 2024-25 Tax File

Customer Name	Parcel #	Address	Street	Service Level	Units	Total Monthly Rate	Total Annual Rate
CITY OF COACHELLA	768-120-012	50416	ANDREA LANE	Additional Trash	1	\$ 9.72	\$ 116.64
CITY OF COACHELLA	768-120-013	50420	ANDREA LANE	Trash Service	1	\$ 34.73	\$ 416.76
CITY OF COACHELLA	768-120-014	50424	ANDREA LANE	Trash Service	1	\$ 34.73	\$ 416.76
CITY OF COACHELLA	768-120-014	50424	ANDREA LANE	Additional Trash	1	\$ 9.72	\$ 116.64
CITY OF COACHELLA	768-120-015	50428	ANDREA LANE	Trash Service	1	\$ 34.73	\$ 416.76
CITY OF COACHELLA	768-120-016	50432	ANDREA LANE	Trash Service	1	\$ 34.73	\$ 416.76
CITY OF COACHELLA	768-120-017	50436	MARY CT	Trash Service	1	\$ 34.73	\$ 416.76
CITY OF COACHELLA	768-120-017	50436	MARY CT	Additional Trash	1	\$ 9.72	\$ 116.64
CITY OF COACHELLA	768-120-018	50432	MARY CT	Trash Service	1	\$ 34.73	\$ 416.76
CITY OF COACHELLA	768-120-018	50432	MARY CT	Additional Trash	1	\$ 9.72	\$ 116.64
CITY OF COACHELLA	768-120-019	50428	MARY CT	Trash Service	1	\$ 34.73	\$ 416.76
CITY OF COACHELLA	768-120-020	50424	MARY CT	Trash Service	1	\$ 34.73	\$ 416.76
CITY OF COACHELLA	768-120-020	50424	MARY CT	Additional Trash	1	\$ 9.72	\$ 116.64
CITY OF COACHELLA	768-120-020	50424	MARY CT	Additional Recycle	1	\$ 9.72	\$ 116.64
CITY OF COACHELLA	768-120-020	50424	MARY CT	Additional Organics	1	\$ 9.72	\$ 116.64
CITY OF COACHELLA	768-120-021	50421	MARY CT	Trash Service	1	\$ 34.73	\$ 416.76
CITY OF COACHELLA	768-120-022	50425	MARY CT	Trash Service	1	\$ 34.73	\$ 416.76
CITY OF COACHELLA	768-120-023	50429	MARY CT	Trash Service	1	\$ 34.73	\$ 416.76
CITY OF COACHELLA	768-120-024	50433	MARY CT	Trash Service	1	\$ 34.73	\$ 416.76
CITY OF COACHELLA	768-120-024	50433	MARY CT	Additional Trash	1	\$ 9.72	\$ 116.64
CITY OF COACHELLA	768-120-025	50434	RIGO CT	Trash Service	1	\$ 34.73	\$ 416.76
CITY OF COACHELLA	768-120-026	50430	RIGO CT	Trash Service	1	\$ 34.73	\$ 416.76
CITY OF COACHELLA	768-120-027	50426	RIGO CT	Trash Service	1	\$ 34.73	\$ 416.76
CITY OF COACHELLA	768-120-027	50426	RIGO CT	Additional Trash	1	\$ 9.72	\$ 116.64
CITY OF COACHELLA	768-120-028	50422	RIGO CT	Trash Service	1	\$ 34.73	\$ 416.76
CITY OF COACHELLA	768-120-029	50423	RIGO CT	Trash Service	1	\$ 34.73	\$ 416.76
CITY OF COACHELLA	768-120-029	50423	RIGO CT	Additional Trash	1	\$ 9.72	\$ 116.64
CITY OF COACHELLA	768-120-030	50427	RIGO CT	Trash Service	1	\$ 34.73	\$ 416.76
CITY OF COACHELLA	768-120-030	50427	RIGO CT	Additional Trash	1	\$ 9.72	\$ 116.64
CITY OF COACHELLA	768-120-031	50431	RIGO CT	Trash Service	1	\$ 34.73	\$ 416.76
CITY OF COACHELLA	768-120-032	50435	RIGO CT	Trash Service	1	\$ 34.73	\$ 416.76
CITY OF COACHELLA	768-120-032	50435	RIGO CT	Additional Trash	1	\$ 9.72	\$ 116.64
CITY OF COACHELLA	768-120-033	84486	PEDRO DR	Trash Service	1	\$ 34.73	\$ 416.76



### City of Coachella proposed 2024-25 Tax File

Customer Name	Parcel #	Address	Street	Service Level	Units	Total Monthly Rate	Total Annual Rate
CITY OF COACHELLA	768-120-034	84482	PEDRO DR	Trash Service	1	\$ 34.73	\$ 416.76
CITY OF COACHELLA	768-120-035	84478	PEDRO DR	Trash Service	1	\$ 34.73	\$ 416.76
CITY OF COACHELLA	768-120-036	84474	PEDRO DR	Trash Service	1	\$ 34.73	\$ 416.76
CITY OF COACHELLA	768-120-036	84474	PEDRO DR	Additional Trash	1	\$ 9.72	\$ 116.64
CITY OF COACHELLA	768-120-037	84470	PEDRO DR	Trash Service	1	\$ 34.73	\$ 416.76
CITY OF COACHELLA	768-120-038	50407	TOMAS LANE	Trash Service	1	\$ 34.73	\$ 416.76
CITY OF COACHELLA	768-120-038	50407	TOMAS LANE	Additional Trash	1	\$ 9.72	\$ 116.64
CITY OF COACHELLA	768-120-039	50411	TOMAS LANE	Trash Service	1	\$ 34.73	\$ 416.76
CITY OF COACHELLA	768-120-040	50415	TOMAS LANE	Trash Service	1	\$ 34.73	\$ 416.76
CITY OF COACHELLA	768-120-040	50415	TOMAS LANE	Additional Trash	1	\$ 9.72	\$ 116.64
CITY OF COACHELLA	768-120-041	50419	TOMAS LANE	Trash Service	1	\$ 34.73	\$ 416.76
CITY OF COACHELLA	768-120-042	50423	TOMAS LANE	Trash Service	1	\$ 34.73	\$ 416.76
CITY OF COACHELLA	768-120-042	50423	TOMAS LANE	Additional Trash	1	\$ 9.72	\$ 116.64
CITY OF COACHELLA	768-120-043	50427	TOMAS LANE	Trash Service	1	\$ 34.73	\$ 416.76
CITY OF COACHELLA	768-120-043	50427	TOMAS LANE	Additional Trash	1	\$ 9.72	\$ 116.64
CITY OF COACHELLA	768-120-044	50431	TOMAS LANE	Trash Service	1	\$ 34.73	\$ 416.76
CITY OF COACHELLA	768-120-044	50431	TOMAS LANE	Additional Trash	1	\$ 9.72	\$ 116.64
CITY OF COACHELLA	768-120-045	50435	TOMAS LANE	Trash Service	1	\$ 34.73	\$ 416.76
CITY OF COACHELLA	768-120-045	50435	TOMAS LANE	Additional Trash	1	\$ 9.72	\$ 116.64
CITY OF COACHELLA	768-120-045	50435	TOMAS LANE	Additional Recycle	1	\$ 9.72	\$ 116.64
CITY OF COACHELLA	768-120-046	50436	TOMAS LANE	Trash Service	1	\$ 34.73	\$ 416.76
CITY OF COACHELLA	768-120-046	50436	TOMAS LANE	Additional Trash	1	\$ 9.72	\$ 116.64
CITY OF COACHELLA	768-120-047	50432	TOMAS LANE	Trash Service	1	\$ 34.73	\$ 416.76
CITY OF COACHELLA	768-120-048	50428	TOMAS LANE	Trash Service	1	\$ 34.73	\$ 416.76
CITY OF COACHELLA	768-120-049	50424	TOMAS LANE	Trash Service	1	\$ 34.73	\$ 416.76
CITY OF COACHELLA	768-120-049	50424	TOMAS LANE	Additional Trash	1	\$ 9.72	\$ 116.64
CITY OF COACHELLA	768-120-050	50420	TOMAS LANE	Trash Service	1	\$ 34.73	\$ 416.76
CITY OF COACHELLA	768-120-051	50416	TOMAS LANE	Trash Service	1	\$ 34.73	\$ 416.76
CITY OF COACHELLA	768-120-051	50416	TOMAS LANE	Additional Trash	2	\$ 19.44	\$ 233.28
CITY OF COACHELLA	768-120-052	84475	PEDRO DR	Trash Service	1	\$ 34.73	\$ 416.76
CITY OF COACHELLA	768-120-053	84479	PEDRO DR	Trash Service	1	\$ 34.73	\$ 416.76
CITY OF COACHELLA	768-120-054	84483	PEDRO DR	Trash Service	1	\$ 34.73	\$ 416.76
CITY OF COACHELLA	768-120-055	84487	PEDRO DR	Trash Service	1	\$ 34.73	\$ 416.76

### City of Coachella proposed 2024-25 Tax File

Customer Name	Parcel #	Address	Street	Service Level	Units	Total Monthly Rate	Total Annual Rate
CITY OF COACHELLA	768-120-056	84491	PEDRO DR	Trash Service	1	\$ 34.73	\$ 416.76
CITY OF COACHELLA	768-120-056	84491	PEDRO DR	Additional Trash	1	\$ 9.72	\$ 116.64
CITY OF COACHELLA	768-120-057	84495	PEDRO DR	Trash Service	1	\$ 34.73	\$ 416.76
CITY OF COACHELLA	768-120-058	84499	PEDRO DR	Trash Service	1	\$ 34.73	\$ 416.76
CITY OF COACHELLA	768-120-058	84499	PEDRO DR	Additional Trash	1	\$ 9.72	\$ 116.64
CITY OF COACHELLA	768-120-059	84503	PEDRO DR	Trash Service	1	\$ 34.73	\$ 416.76
CITY OF COACHELLA	768-120-060	50411	AVE ADOBE	Trash Service	1	\$ 34.73	\$ 416.76
CITY OF COACHELLA	768-120-060	50411	AVE ADOBE	Additional Trash	1	\$ 9.72	\$ 116.64
CITY OF COACHELLA	768-120-060	50411	AVE ADOBE	Additional Recycle	1	\$ 9.72	\$ 116.64
CITY OF COACHELLA	768-120-060	50411	AVE ADOBE	Additional Organics	1	\$ 9.72	\$ 116.64
CITY OF COACHELLA	768-120-061	50415	AVE ADOBE	Trash Service	1	\$ 34.73	\$ 416.76
CITY OF COACHELLA	768-120-062	50419	AVE ADOBE	Trash Service	1	\$ 34.73	\$ 416.76
CITY OF COACHELLA	768-120-062	50419	AVE ADOBE	Additional Trash	1	\$ 9.72	\$ 116.64
CITY OF COACHELLA	768-120-063	50423	AVE ADOBE	Trash Service	1	\$ 34.73	\$ 416.76
CITY OF COACHELLA	768-120-064	50427	AVE ADOBE	Trash Service	1	\$ 34.73	\$ 416.76
CITY OF COACHELLA	768-120-064	50427	AVE ADOBE	Additional Trash	1	\$ 9.72	\$ 116.64
CITY OF COACHELLA	768-120-065	50431	AVE ADOBE	Trash Service	1	\$ 34.73	\$ 416.76
CITY OF COACHELLA	768-120-066	50434	AVE ADOBE	Trash Service	1	\$ 34.73	\$ 416.76
CITY OF COACHELLA	768-120-066	50434	AVE ADOBE	Additional Trash	1	\$ 9.72	\$ 116.64
CITY OF COACHELLA	768-120-067	50430	AVE ADOBE	Trash Service	1	\$ 34.73	\$ 416.76
CITY OF COACHELLA	768-120-067	50430	AVE ADOBE	Additional Trash	1	\$ 9.72	\$ 116.64
CITY OF COACHELLA	768-120-068	50426	AVE ADOBE	Trash Service	1	\$ 34.73	\$ 416.76
CITY OF COACHELLA	768-120-069	50422	AVE ADOBE	Trash Service	1	\$ 34.73	\$ 416.76
CITY OF COACHELLA	768-120-069	50422	AVE ADOBE	Additional Trash	1	\$ 9.72	\$ 116.64
CITY OF COACHELLA	768-120-070	50418	AVE ADOBE	Trash Service	1	\$ 34.73	\$ 416.76
CITY OF COACHELLA	768-120-071	50414	AVE ADOBE	Trash Service	1	\$ 34.73	\$ 416.76
CITY OF COACHELLA	768-120-072	50410	AVE ADOBE	Trash Service	1	\$ 34.73	\$ 416.76
CITY OF COACHELLA	768-120-072	50410	AVE ADOBE	Additional Trash	1	\$ 9.72	\$ 116.64
CITY OF COACHELLA	768-120-073	50406	AVE ADOBE	Trash Service	1	\$ 34.73	\$ 416.76
CITY OF COACHELLA	768-120-073	50406	AVE ADOBE	Additional Trash	1	\$ 9.72	\$ 116.64
CITY OF COACHELLA	768-120-074	84514	PEDRO DR	Trash Service	1	\$ 34.73	\$ 416.76
CITY OF COACHELLA	768-120-075	84510	PEDRO DR	Trash Service	1	\$ 34.73	\$ 416.76
CITY OF COACHELLA	768-120-076	84506	PEDRO DR	Trash Service	1	\$ 34.73	\$ 416.76

### City of Coachella proposed 2024-25 Tax File

Customer Name	Parcel #	Address	Street	Service Level	Units	Total Monthly Rate	Total Annual Rate
CITY OF COACHELLA	768-120-076	84506	PEDRO DR	Additional Trash	1	\$ 9.72	\$ 116.64
CITY OF COACHELLA	768-120-077	84502	PEDRO DR	Trash Service	1	\$ 34.73	\$ 416.76
CITY OF COACHELLA	768-120-078	84498	PEDRO DR	Trash Service	1	\$ 34.73	\$ 416.76
CITY OF COACHELLA	768-120-078	84498	PEDRO DR	Additional Trash	1	\$ 9.72	\$ 116.64
CITY OF COACHELLA	768-120-079	84494	PEDRO DR	Trash Service	1	\$ 34.73	\$ 416.76
CITY OF COACHELLA	768-120-079	84494	PEDRO DR	Additional Trash	2	\$ 19.44	\$ 233.28
CITY OF COACHELLA	768-120-080	84490	PEDRO DR	Trash Service	1	\$ 34.73	\$ 416.76
CITY OF COACHELLA	768-130-001	50437	ANDREA LANE	Trash Service	1	\$ 34.73	\$ 416.76
CITY OF COACHELLA	768-130-002	50441	ANDREA LANE	Trash Service	1	\$ 34.73	\$ 416.76
CITY OF COACHELLA	768-130-003	50445	ANDREA LANE	Trash Service	1	\$ 34.73	\$ 416.76
CITY OF COACHELLA	768-130-004	50449	ANDREA LANE	Trash Service	1	\$ 34.73	\$ 416.76
CITY OF COACHELLA	768-130-005	50453	ANDREA LANE	Trash Service	1	\$ 34.73	\$ 416.76
CITY OF COACHELLA	768-130-005	50453	ANDREA LANE	Additional Trash	1	\$ 9.72	\$ 116.64
CITY OF COACHELLA	768-130-006	50457	ANDREA LANE	Trash Service	1	\$ 34.73	\$ 416.76
CITY OF COACHELLA	768-130-006	50457	ANDREA LANE	Additional Organics	1	\$ 9.72	\$ 116.64
CITY OF COACHELLA	768-130-007	50461	ANDREA LANE	Trash Service	1	\$ 34.73	\$ 416.76
CITY OF COACHELLA	768-130-008	50465	ANDREA LANE	Trash Service	1	\$ 34.73	\$ 416.76
CITY OF COACHELLA	768-130-008	50465	ANDREA LANE	Additional Trash	1	\$ 9.72	\$ 116.64
CITY OF COACHELLA	768-130-008	50465	ANDREA LANE	Additional Organics	1	\$ 9.72	\$ 116.64
CITY OF COACHELLA	768-130-009	84437	JULIA DR	Trash Service	1	\$ 34.73	\$ 416.76
CITY OF COACHELLA	768-130-010	84441	JULIA DR	Trash Service	1	\$ 34.73	\$ 416.76
CITY OF COACHELLA	768-130-011	84455	JULIA DR	Trash Service	1	\$ 34.73	\$ 416.76
CITY OF COACHELLA	768-130-011	84455	JULIA DR	Additional Trash	1	\$ 9.72	\$ 116.64
CITY OF COACHELLA	768-130-012	84459	JULIA DR	Trash Service	1	\$ 34.73	\$ 416.76
CITY OF COACHELLA	768-130-012	84459	JULIA DR	Additional Trash	1	\$ 9.72	\$ 116.64
CITY OF COACHELLA	768-130-013	84463	JULIA DR	Trash Service	1	\$ 34.73	\$ 416.76
CITY OF COACHELLA	768-130-014	84467	JULIA DR	Trash Service	1	\$ 34.73	\$ 416.76
CITY OF COACHELLA	768-130-014	84467	JULIA DR	Additional Trash	1	\$ 9.72	\$ 116.64
CITY OF COACHELLA	768-130-015	84471	JULIA DR	Trash Service	1	\$ 34.73	\$ 416.76
CITY OF COACHELLA	768-130-016	84475	JULIA DR	Trash Service	1	\$ 34.73	\$ 416.76
CITY OF COACHELLA	768-130-016	84475	JULIA DR	Additional Trash	1	\$ 9.72	\$ 116.64
CITY OF COACHELLA	768-130-017	84479	JULIA DR	Trash Service	1	\$ 34.73	\$ 416.76
CITY OF COACHELLA	768-130-017	84479	JULIA DR	Additional Trash	1	\$ 9.72	\$ 116.64

### City of Coachella proposed 2024-25 Tax File

Customer Name	Parcel #	Address	Street	Service Level	Units	Total Monthly Rate	Total Annual Rate
CITY OF COACHELLA	768-130-018	84483	JULIA DR	Trash Service	1	\$ 34.73	\$ 416.76
CITY OF COACHELLA	768-130-019	84487	JULIA DR	Trash Service	1	\$ 34.73	\$ 416.76
CITY OF COACHELLA	768-130-019	84487	JULIA DR	Additional Recycle	1	\$ 9.72	\$ 116.64
CITY OF COACHELLA	768-130-020	84491	JULIA DR	Trash Service	1	\$ 34.73	\$ 416.76
CITY OF COACHELLA	768-130-020	84491	JULIA DR	Additional Trash	1	\$ 9.72	\$ 116.64
CITY OF COACHELLA	768-130-021	84495	JULIA DR	Trash Service	1	\$ 34.73	\$ 416.76
CITY OF COACHELLA	768-130-022	84499	JULIA DR	Trash Service	1	\$ 34.73	\$ 416.76
CITY OF COACHELLA	768-130-022	84499	JULIA DR	Additional Trash	1	\$ 9.72	\$ 116.64
CITY OF COACHELLA	768-130-023	84503	JULIA DR	Trash Service	1	\$ 34.73	\$ 416.76
CITY OF COACHELLA	768-130-024	84507	JULIA DR	Trash Service	1	\$ 34.73	\$ 416.76
CITY OF COACHELLA	768-130-024	84507	JULIA DR	Additional Trash	1	\$ 9.72	\$ 116.64
CITY OF COACHELLA	768-130-025	84511	JULIA DR	Trash Service	1	\$ 34.73	\$ 416.76
CITY OF COACHELLA	768-131-001	84510	JULIA DR	Trash Service	1	\$ 34.73	\$ 416.76
CITY OF COACHELLA	768-131-002	84506	JULIA DR	Trash Service	1	\$ 34.73	\$ 416.76
CITY OF COACHELLA	768-131-003	84502	JULIA DR	Trash Service	1	\$ 34.73	\$ 416.76
CITY OF COACHELLA	768-131-004	84498	JULIA DR	Trash Service	1	\$ 34.73	\$ 416.76
CITY OF COACHELLA	768-131-005	84494	JULIA DR	Trash Service	1	\$ 34.73	\$ 416.76
CITY OF COACHELLA	768-131-006	84490	JULIA DR	Trash Service	1	\$ 34.73	\$ 416.76
CITY OF COACHELLA	768-131-007	84486	JULIA DR	Trash Service	1	\$ 34.73	\$ 416.76
CITY OF COACHELLA	768-131-007	84486	JULIA DR	Additional Trash	1	\$ 9.72	\$ 116.64
CITY OF COACHELLA	768-131-008	84482	JULIA DR	Trash Service	1	\$ 34.73	\$ 416.76
CITY OF COACHELLA	768-131-009	84478	JULIA DR	Trash Service	1	\$ 34.73	\$ 416.76
CITY OF COACHELLA	768-131-009	84478	JULIA DR	Additional Trash	1	\$ 9.72	\$ 116.64
CITY OF COACHELLA	768-131-010	84474	JULIA DR	Trash Service	1	\$ 34.73	\$ 416.76
CITY OF COACHELLA	768-131-011	84470	JULIA DR	Trash Service	1	\$ 34.73	\$ 416.76
CITY OF COACHELLA	768-131-012	84466	JULIA DR	Trash Service	1	\$ 34.73	\$ 416.76
CITY OF COACHELLA	768-131-012	84466	JULIA DR	Additional Trash	1	\$ 9.72	\$ 116.64
CITY OF COACHELLA	768-131-013	84462	JULIA DR	Trash Service	1	\$ 34.73	\$ 416.76
CITY OF COACHELLA	768-131-013	84462	JULIA DR	Additional Trash	1	\$ 9.72	\$ 116.64
CITY OF COACHELLA	768-131-014	84458	JULIA DR	Trash Service	1	\$ 34.73	\$ 416.76
CITY OF COACHELLA	768-131-015	84454	JULIA DR	Trash Service	1	\$ 34.73	\$ 416.76
CITY OF COACHELLA	768-131-015	84454	JULIA DR	Additional Organics	1	\$ 9.72	\$ 116.64
CITY OF COACHELLA	768-131-016	84457	LINDA AVE	Trash Service	1	\$ 34.73	\$ 416.76

### City of Coachella proposed 2024-25 Tax File

Customer Name	Parcel #	Address	Street	Service Level	Units	Total Monthly Rate	Total Annual Rate
CITY OF COACHELLA	768-131-016	84457	LINDA AVE	Additional Trash	1	\$ 9.72	\$ 116.64
CITY OF COACHELLA	768-131-017	84461	LINDA AVE	Trash Service	1	\$ 34.73	\$ 416.76
CITY OF COACHELLA	768-131-018	84465	LINDA AVE	Trash Service	1	\$ 34.73	\$ 416.76
CITY OF COACHELLA	768-131-018	84465	LINDA AVE	Additional Trash	1	\$ 9.72	\$ 116.64
CITY OF COACHELLA	768-131-019	84469	LINDA AVE	Trash Service	1	\$ 34.73	\$ 416.76
CITY OF COACHELLA	768-131-019	84469	LINDA AVE	Additional Trash	1	\$ 9.72	\$ 116.64
CITY OF COACHELLA	768-131-020	84473	LINDA AVE	Trash Service	1	\$ 34.73	\$ 416.76
CITY OF COACHELLA	768-131-021	84477	LINDA AVE	Trash Service	1	\$ 34.73	\$ 416.76
CITY OF COACHELLA	768-131-021	84477	LINDA AVE	Additional Trash	1	\$ 9.72	\$ 116.64
CITY OF COACHELLA	768-131-022	84481	LINDA AVE	Trash Service	1	\$ 34.73	\$ 416.76
CITY OF COACHELLA	768-131-022	84481	LINDA AVE	Additional Trash	1	\$ 9.72	\$ 116.64
CITY OF COACHELLA	768-131-023	84485	LINDA AVE	Trash Service	1	\$ 34.73	\$ 416.76
CITY OF COACHELLA	768-131-023	84485	LINDA AVE	Additional Trash	1	\$ 9.72	\$ 116.64
CITY OF COACHELLA	768-131-024	84489	LINDA AVE	Trash Service	1	\$ 34.73	\$ 416.76
CITY OF COACHELLA	768-131-025	84493	LINDA AVE	Trash Service	1	\$ 34.73	\$ 416.76
CITY OF COACHELLA	768-131-026	84497	LINDA AVE	Trash Service	1	\$ 34.73	\$ 416.76
CITY OF COACHELLA	768-131-027	84501	LINDA AVE	Trash Service	1	\$ 34.73	\$ 416.76
CITY OF COACHELLA	768-131-027	84501	LINDA AVE	Additional Trash	1	\$ 9.72	\$ 116.64
CITY OF COACHELLA	768-131-028	84505	LINDA AVE	Trash Service	1	\$ 34.73	\$ 416.76
CITY OF COACHELLA	768-131-028	84505	LINDA AVE	Additional Trash	1	\$ 9.72	\$ 116.64
CITY OF COACHELLA	768-131-029	84509	LINDA AVE	Trash Service	1	\$ 34.73	\$ 416.76
CITY OF COACHELLA	768-131-029	84509	LINDA AVE	Additional Trash	1	\$ 9.72	\$ 116.64
CITY OF COACHELLA	768-131-030	84513	LINDA AVE	Trash Service	1	\$ 34.73	\$ 416.76
CITY OF COACHELLA	768-131-030	84513	LINDA AVE	Additional Trash	1	\$ 9.72	\$ 116.64
CITY OF COACHELLA	768-132-001	84512	LINDA AVE	Trash Service	1	\$ 34.73	\$ 416.76
CITY OF COACHELLA	768-132-001	84512	LINDA AVE	Additional Trash	1	\$ 9.72	\$ 116.64
CITY OF COACHELLA	768-132-002	84508	LINDA AVE	Trash Service	1	\$ 34.73	\$ 416.76
CITY OF COACHELLA	768-132-003	84504	LINDA AVE	Trash Service	1	\$ 34.73	\$ 416.76
CITY OF COACHELLA	768-132-004	84500	LINDA AVE	Trash Service	1	\$ 34.73	\$ 416.76
CITY OF COACHELLA	768-132-005	84496	LINDA AVE	Trash Service	1	\$ 34.73	\$ 416.76
CITY OF COACHELLA	768-132-006	84492	LINDA AVE	Trash Service	1	\$ 34.73	\$ 416.76
CITY OF COACHELLA	768-132-006	84492	LINDA AVE	Additional Trash	1	\$ 9.72	\$ 116.64
CITY OF COACHELLA	768-132-007	84488	LINDA AVE	Trash Service	1	\$ 34.73	\$ 416.76

### City of Coachella proposed 2024-25 Tax File

Customer Name	Parcel #	Address	Street	Service Level	Units	Total Monthly Rate	Total Annual Rate
CITY OF COACHELLA	768-132-008	84484	LINDA AVE	Trash Service	1	\$ 34.73	\$ 416.76
CITY OF COACHELLA	768-132-008	84484	LINDA AVE	Additional Trash	1	\$ 9.72	\$ 116.64
CITY OF COACHELLA	768-132-009	84480	LINDA AVE	Trash Service	1	\$ 34.73	\$ 416.76
CITY OF COACHELLA	768-132-009	84480	LINDA AVE	Additional Trash	1	\$ 9.72	\$ 116.64
CITY OF COACHELLA	768-132-010	84476	LINDA AVE	Trash Service	1	\$ 34.73	\$ 416.76
CITY OF COACHELLA	768-132-010	84476	LINDA AVE	Additional Trash	1	\$ 9.72	\$ 116.64
CITY OF COACHELLA	768-132-011	84472	LINDA AVE	Trash Service	1	\$ 34.73	\$ 416.76
CITY OF COACHELLA	768-132-012	84468	LINDA AVE	Trash Service	1	\$ 34.73	\$ 416.76
CITY OF COACHELLA	768-132-012	84468	LINDA AVE	Additional Trash	1	\$ 9.72	\$ 116.64
CITY OF COACHELLA	768-132-013	84464	LINDA AVE	Trash Service	1	\$ 34.73	\$ 416.76
CITY OF COACHELLA	768-132-014	84460	LINDA AVE	Trash Service	1	\$ 34.73	\$ 416.76
CITY OF COACHELLA	768-132-015	84456	LINDA AVE	Trash Service	1	\$ 34.73	\$ 416.76
CITY OF COACHELLA	768-132-016	84457	CHRISTINA ROAD	Trash Service	1	\$ 34.73	\$ 416.76
CITY OF COACHELLA	768-132-016	84457	CHRISTINA ROAD	Additional Trash	1	\$ 9.72	\$ 116.64
CITY OF COACHELLA	768-132-017	84461	CHRISTINA ROAD	Trash Service	1	\$ 34.73	\$ 416.76
CITY OF COACHELLA	768-132-017	84461	CHRISTINA ROAD	Additional Trash	1	\$ 9.72	\$ 116.64
CITY OF COACHELLA	768-132-018	84465	CHRISTINA ROAD	Trash Service	1	\$ 34.73	\$ 416.76
CITY OF COACHELLA	768-132-019	84469	CHRISTINA ROAD	Trash Service	2	\$ 69.46	\$ 833.52
CITY OF COACHELLA	768-132-020	84473	CHRISTINA ROAD	Trash Service	1	\$ 34.73	\$ 416.76
CITY OF COACHELLA	768-132-020	84473	CHRISTINA ROAD	Additional Trash	1	\$ 9.72	\$ 116.64
CITY OF COACHELLA	768-132-021	84477	CHRISTINA ROAD	Trash Service	1	\$ 34.73	\$ 416.76
CITY OF COACHELLA	768-132-021	84477	CHRISTINA ROAD	Additional Trash	1	\$ 9.72	\$ 116.64
CITY OF COACHELLA	768-132-022	84481	CHRISTINA ROAD	Trash Service	1	\$ 34.73	\$ 416.76
CITY OF COACHELLA	768-132-023	84485	CHRISTINA ROAD	Trash Service	1	\$ 34.73	\$ 416.76
CITY OF COACHELLA	768-132-023	84485	CHRISTINA ROAD	Additional Organics	1	\$ 9.72	\$ 116.64
CITY OF COACHELLA	768-132-024	84489	CHRISTINA ROAD	Trash Service	1	\$ 34.73	\$ 416.76
CITY OF COACHELLA	768-132-024	84489	CHRISTINA ROAD	Additional Trash	1	\$ 9.72	\$ 116.64
CITY OF COACHELLA	768-132-025	84491	CHRISTINA ROAD	Trash Service	1	\$ 34.73	\$ 416.76
CITY OF COACHELLA	768-132-026	84495	CHRISTINA ROAD	Trash Service	1	\$ 34.73	\$ 416.76
CITY OF COACHELLA	768-132-026	84495	CHRISTINA ROAD	Additional Trash	1	\$ 9.72	\$ 116.64
CITY OF COACHELLA	768-132-027	84499	CHRISTINA ROAD	Trash Service	1	\$ 34.73	\$ 416.76
CITY OF COACHELLA	768-132-027	84499	CHRISTINA ROAD	Additional Trash	1	\$ 9.72	\$ 116.64
CITY OF COACHELLA	768-132-028	84503	CHRISTINA ROAD	Trash Service	1	\$ 34.73	\$ 416.76

### City of Coachella proposed 2024-25 Tax File

Customer Name	Parcel #	Address	Street	Service Level	Units	Total Monthly Rate	Total Annual Rate
CITY OF COACHELLA	768-132-028	84503	CHRISTINA ROAD	Additional Trash	1	\$ 9.72	\$ 116.64
CITY OF COACHELLA	768-132-029	84507	CHRISTINA ROAD	Trash Service	1	\$ 34.73	\$ 416.76
CITY OF COACHELLA	768-132-029	84507	CHRISTINA ROAD	Additional Trash	1	\$ 9.72	\$ 116.64
CITY OF COACHELLA	768-132-030	84511	CHRISTINA ROAD	Trash Service	1	\$ 34.73	\$ 416.76
CITY OF COACHELLA	768-133-002	50446	AVE ADOBE	Trash Service	1	\$ 34.73	\$ 416.76
CITY OF COACHELLA	768-133-003	50442	AVE ADOBE	Trash Service	1	\$ 34.73	\$ 416.76
CITY OF COACHELLA	768-133-003	50442	AVE ADOBE	Additional Trash	1	\$ 9.72	\$ 116.64
CITY OF COACHELLA	768-133-004	50438	AVE ADOBE	Trash Service	1	\$ 34.73	\$ 416.76
CITY OF COACHELLA	768-133-004	50438	AVE ADOBE	Additional Trash	1	\$ 9.72	\$ 116.64
CITY OF COACHELLA	768-140-001	50652	AVE RAZON	Trash Service	1	\$ 34.73	\$ 416.76
CITY OF COACHELLA	768-140-002	50642	AVE RAZON	Trash Service	1	\$ 34.73	\$ 416.76
CITY OF COACHELLA	768-140-003	50632	AVE RAZON	Trash Service	1	\$ 34.73	\$ 416.76
CITY OF COACHELLA	768-140-004	50622	AVE RAZON	Trash Service	1	\$ 34.73	\$ 416.76
CITY OF COACHELLA	768-140-004	50622	AVE RAZON	Additional Trash	1	\$ 9.72	\$ 116.64
CITY OF COACHELLA	768-140-005	50602	AVE RAZON	Trash Service	1	\$ 34.73	\$ 416.76
CITY OF COACHELLA	768-140-006	50601	AVE RAZON	Trash Service	1	\$ 34.73	\$ 416.76
CITY OF COACHELLA	768-140-007	50621	AVE RAZON	Trash Service	1	\$ 34.73	\$ 416.76
CITY OF COACHELLA	768-140-007	50621	AVE RAZON	Additional Trash	1	\$ 9.72	\$ 116.64
CITY OF COACHELLA	768-140-008	50631	AVE RAZON	Trash Service	1	\$ 34.73	\$ 416.76
CITY OF COACHELLA	768-140-009	50641	AVE RAZON	Trash Service	1	\$ 34.73	\$ 416.76
CITY OF COACHELLA	768-140-009	50641	AVE RAZON	Additional Trash	1	\$ 9.72	\$ 116.64
CITY OF COACHELLA	768-140-010	50651	AVE RAZON	Trash Service	1	\$ 34.73	\$ 416.76
CITY OF COACHELLA	768-140-011	50661	AVE RAZON	Trash Service	1	\$ 34.73	\$ 416.76
CITY OF COACHELLA	768-140-012	50671	AVE RAZON	Trash Service	1	\$ 34.73	\$ 416.76
CITY OF COACHELLA	768-140-013	84488	VIA ZAHIDI	Trash Service	1	\$ 34.73	\$ 416.76
CITY OF COACHELLA	768-140-014	84490	VIA ZAHIDI	Trash Service	1	\$ 34.73	\$ 416.76
CITY OF COACHELLA	768-140-015	84492	VIA ZAHIDI	Trash Service	1	\$ 34.73	\$ 416.76
CITY OF COACHELLA	768-140-016	84494	VIA ZAHIDI	Trash Service	1	\$ 34.73	\$ 416.76
CITY OF COACHELLA	768-140-017	84496	VIA ZAHIDI	Trash Service	1	\$ 34.73	\$ 416.76
CITY OF COACHELLA	768-140-017	84496	VIA ZAHIDI	Additional Trash	1	\$ 9.72	\$ 116.64
CITY OF COACHELLA	768-140-018	84498	VIA ZAHIDI	Trash Service	1	\$ 34.73	\$ 416.76
CITY OF COACHELLA	768-140-018	84498	VIA ZAHIDI	Additional Trash	1	\$ 9.72	\$ 116.64
CITY OF COACHELLA	768-140-019	84500	VIA ZAHIDI	Trash Service	1	\$ 34.73	\$ 416.76



### City of Coachella proposed 2024-25 Tax File

Customer Name	Parcel #	Address	Street	Service Level	Units	Total Monthly Rate	Total Annual Rate
CITY OF COACHELLA	768-140-020	84502	VIA ZAHIDI	Trash Service	1	\$ 34.73	\$ 416.76
CITY OF COACHELLA	768-140-021	84504	VIA ZAHIDI	Trash Service	1	\$ 34.73	\$ 416.76
CITY OF COACHELLA	768-140-021	84504	VIA ZAHIDI	Additional Trash	1	\$ 9.72	\$ 116.64
CITY OF COACHELLA	768-140-022	84506	VIA ZAHIDI	Trash Service	1	\$ 34.73	\$ 416.76
CITY OF COACHELLA	768-140-022	84506	VIA ZAHIDI	Additional Recycle	1	\$ 9.72	\$ 116.64
CITY OF COACHELLA	768-140-023	84508	VIA ZAHIDI	Trash Service	1	\$ 34.73	\$ 416.76
CITY OF COACHELLA	768-140-023	84508	VIA ZAHIDI	Additional Trash	1	\$ 9.72	\$ 116.64
CITY OF COACHELLA	768-140-024	84510	VIA ZAHIDI	Trash Service	1	\$ 34.73	\$ 416.76
CITY OF COACHELLA	768-140-025	84512	VIA ZAHIDI	Trash Service	1	\$ 34.73	\$ 416.76
CITY OF COACHELLA	768-140-026	84513	CORTE ALTURIAN	Trash Service	1	\$ 34.73	\$ 416.76
CITY OF COACHELLA	768-140-027	84511	CORTE ALTURIAN	Trash Service	1	\$ 34.73	\$ 416.76
CITY OF COACHELLA	768-140-028	84509	CORTE ALTURIAN	Trash Service	1	\$ 34.73	\$ 416.76
CITY OF COACHELLA	768-140-029	84507	CORTE ALTURIAN	Trash Service	1	\$ 34.73	\$ 416.76
CITY OF COACHELLA	768-140-029	84507	CORTE ALTURIAN	Additional Trash	1	\$ 9.72	\$ 116.64
CITY OF COACHELLA	768-140-030	84505	CORTE ALTURIAN	Trash Service	1	\$ 34.73	\$ 416.76
CITY OF COACHELLA	768-140-031	84503	CORTE ALTURIAN	Trash Service	1	\$ 34.73	\$ 416.76
CITY OF COACHELLA	768-140-032	84501	CORTE ALTURIAN	Trash Service	1	\$ 34.73	\$ 416.76
CITY OF COACHELLA	768-140-033	84499	CORTE ALTURIAN	Trash Service	1	\$ 34.73	\$ 416.76
CITY OF COACHELLA	768-140-034	84497	CORTE ALTURIAN	Trash Service	1	\$ 34.73	\$ 416.76
CITY OF COACHELLA	768-140-035	84495	CORTE ALTURIAN	Trash Service	1	\$ 34.73	\$ 416.76
CITY OF COACHELLA	768-140-035	84495	CORTE ALTURIAN	Additional Trash	1	\$ 9.72	\$ 116.64
CITY OF COACHELLA	768-140-035	84495	CORTE ALTURIAN	Additional Organics	1	\$ 9.72	\$ 116.64
CITY OF COACHELLA	768-140-036	84494	CORTE ALTURIAN	Trash Service	1	\$ 34.73	\$ 416.76
CITY OF COACHELLA	768-140-036	84494	CORTE ALTURIAN	Additional Trash	1	\$ 9.72	\$ 116.64
CITY OF COACHELLA	768-140-037	84496	CORTE ALTURIAN	Trash Service	1	\$ 34.73	\$ 416.76
CITY OF COACHELLA	768-140-037	84496	CORTE ALTURIAN	Additional Trash	1	\$ 9.72	\$ 116.64
CITY OF COACHELLA	768-140-038	84498	CORTE ALTURIAN	Trash Service	1	\$ 34.73	\$ 416.76
CITY OF COACHELLA	768-140-039	84500	CORTE ALTURIAN	Trash Service	1	\$ 34.73	\$ 416.76
CITY OF COACHELLA	768-140-039	84500	CORTE ALTURIAN	Additional Trash	1	\$ 9.72	\$ 116.64
CITY OF COACHELLA	768-140-040	84502	CORTE ALTURIAN	Trash Service	1	\$ 34.73	\$ 416.76
CITY OF COACHELLA	768-140-041	84504	CORTE ALTURIAN	Trash Service	1	\$ 34.73	\$ 416.76
CITY OF COACHELLA	768-140-041	84504	CORTE ALTURIAN	Additional Trash	1	\$ 9.72	\$ 116.64
CITY OF COACHELLA	768-140-042	84506	CORTE ALTURIAN	Trash Service	1	\$ 34.73	\$ 416.76

### City of Coachella proposed 2024-25 Tax File

Customer Name	Parcel #	Address	Street	Service Level	Units	Total Monthly Rate	Total Annual Rate
CITY OF COACHELLA	768-140-042	84506	CORTE ALTURIAN	Additional Trash	1	\$ 9.72	\$ 116.64
CITY OF COACHELLA	768-140-043	84508	CORTE ALTURIAN	Trash Service	1	\$ 34.73	\$ 416.76
CITY OF COACHELLA	768-140-043	84508	CORTE ALTURIAN	Additional Trash	1	\$ 9.72	\$ 116.64
CITY OF COACHELLA	768-140-044	84510	CORTE ALTURIAN	Trash Service	1	\$ 34.73	\$ 416.76
CITY OF COACHELLA	768-140-045	84512	CORTE ALTURIAN	Trash Service	1	\$ 34.73	\$ 416.76
CITY OF COACHELLA	768-140-045	84512	CORTE ALTURIAN	Additional Trash	1	\$ 9.72	\$ 116.64
CITY OF COACHELLA	768-140-048	84493	CORTE ALTURIAN	Trash Service	1	\$ 34.73	\$ 416.76
CITY OF COACHELLA	768-140-048	84493	CORTE ALTURIAN	Additional Trash	1	\$ 9.72	\$ 116.64
CITY OF COACHELLA	768-141-001	50602	AVE ADOBE	Trash Service	1	\$ 34.73	\$ 416.76
CITY OF COACHELLA	768-141-002	50622	AVE ADOBE	Trash Service	1	\$ 34.73	\$ 416.76
CITY OF COACHELLA	768-141-002	50622	AVE ADOBE	Additional Trash	1	\$ 9.72	\$ 116.64
CITY OF COACHELLA	768-141-003	50632	AVE ADOBE	Trash Service	2	\$ 69.46	\$ 833.52
CITY OF COACHELLA	768-141-004	50642	AVE ADOBE	Trash Service	1	\$ 34.73	\$ 416.76
CITY OF COACHELLA	768-141-005	50652	AVE ADOBE	Trash Service	1	\$ 34.73	\$ 416.76
CITY OF COACHELLA	768-141-006	50662	AVE ADOBE	Trash Service	1	\$ 34.73	\$ 416.76
CITY OF COACHELLA	768-141-007	50672	AVE ADOBE	Trash Service	1	\$ 34.73	\$ 416.76
CITY OF COACHELLA	768-141-007	50672	AVE ADOBE	Additional Trash	1	\$ 9.72	\$ 116.64
CITY OF COACHELLA	768-141-008	50682	AVE ADOBE	Trash Service	1	\$ 34.73	\$ 416.76
CITY OF COACHELLA	768-142-001	84513	VIA ZAHIDI	Trash Service	1	\$ 34.73	\$ 416.76
CITY OF COACHELLA	768-142-002	84511	VIA ZAHIDI	Trash Service	1	\$ 34.73	\$ 416.76
CITY OF COACHELLA	768-142-003	84509	VIA ZAHIDI	Trash Service	1	\$ 34.73	\$ 416.76
CITY OF COACHELLA	768-142-004	84507	VIA ZAHIDI	Trash Service	1	\$ 34.73	\$ 416.76
CITY OF COACHELLA	768-142-004	84507	VIA ZAHIDI	Additional Trash	1	\$ 9.72	\$ 116.64
CITY OF COACHELLA	768-142-005	84505	VIA ZAHIDI	Trash Service	1	\$ 34.73	\$ 416.76
CITY OF COACHELLA	768-142-006	84503	VIA ZAHIDI	Trash Service	1	\$ 34.73	\$ 416.76
CITY OF COACHELLA	768-142-007	84501	VIA ZAHIDI	Trash Service	1	\$ 34.73	\$ 416.76
CITY OF COACHELLA	768-142-007	84501	VIA ZAHIDI	Additional Trash	1	\$ 9.72	\$ 116.64
CITY OF COACHELLA	768-142-008	84499	VIA ZAHIDI	Trash Service	1	\$ 34.73	\$ 416.76
CITY OF COACHELLA	768-142-009	84497	VIA ZAHIDI	Trash Service	1	\$ 34.73	\$ 416.76
CITY OF COACHELLA	768-142-010	84495	VIA ZAHIDI	Trash Service	1	\$ 34.73	\$ 416.76
CITY OF COACHELLA	768-142-010	84495	VIA ZAHIDI	Additional Trash	1	\$ 9.72	\$ 116.64
CITY OF COACHELLA	768-142-011	84493	VIA ZAHIDI	Trash Service	1	\$ 34.73	\$ 416.76
CITY OF COACHELLA	768-142-011	84493	VIA ZAHIDI	Additional Trash	1	\$ 9.72	\$ 116.64

### City of Coachella proposed 2024-25 Tax File

Customer Name	Parcel #	Address	Street	Service Level	Units	Total Monthly Rate	Total Annual Rate
CITY OF COACHELLA	768-142-012	84491	VIA ZAHIDI	Trash Service	1	\$ 34.73	\$ 416.76
CITY OF COACHELLA	768-142-012	84491	VIA ZAHIDI	Additional Trash	1	\$ 9.72	\$ 116.64
CITY OF COACHELLA	768-142-013	84489	VIA ZAHIDI	Trash Service	1	\$ 34.73	\$ 416.76
CITY OF COACHELLA	768-142-013	84489	VIA ZAHIDI	Additional Trash	1	\$ 9.72	\$ 116.64
CITY OF COACHELLA	768-142-014	84487	VIA ZAHIDI	Trash Service	1	\$ 34.73	\$ 416.76
CITY OF COACHELLA	768-142-014	84487	VIA ZAHIDI	Additional Trash	1	\$ 9.72	\$ 116.64
CITY OF COACHELLA	768-142-015	84485	VIA ZAHIDI	Trash Service	1	\$ 34.73	\$ 416.76
CITY OF COACHELLA	768-150-001	84488	CORTE GILLAN	Trash Service	1	\$ 34.73	\$ 416.76
CITY OF COACHELLA	768-150-001	84488	CORTE GILLAN	Additional Trash	1	\$ 9.72	\$ 116.64
CITY OF COACHELLA	768-150-002	84490	CORTE GILLAN	Trash Service	1	\$ 34.73	\$ 416.76
CITY OF COACHELLA	768-150-002	84490	CORTE GILLAN	Additional Trash	1	\$ 9.72	\$ 116.64
CITY OF COACHELLA	768-150-003	84492	CORTE GILLAN	Trash Service	1	\$ 34.73	\$ 416.76
CITY OF COACHELLA	768-150-004	84494	CORTE GILLAN	Trash Service	1	\$ 34.73	\$ 416.76
CITY OF COACHELLA	768-150-004	84494	CORTE GILLAN	Additional Trash	1	\$ 9.72	\$ 116.64
CITY OF COACHELLA	768-150-005	84496	CORTE GILLAN	Trash Service	1	\$ 34.73	\$ 416.76
CITY OF COACHELLA	768-150-005	84496	CORTE GILLAN	Additional Trash	1	\$ 9.72	\$ 116.64
CITY OF COACHELLA	768-150-006	84498	CORTE GILLAN	Trash Service	1	\$ 34.73	\$ 416.76
CITY OF COACHELLA	768-150-007	84500	CORTE GILLAN	Trash Service	1	\$ 34.73	\$ 416.76
CITY OF COACHELLA	768-150-008	84499	CORTE GILLAN	Trash Service	1	\$ 34.73	\$ 416.76
CITY OF COACHELLA	768-150-009	84497	CORTE GILLAN	Trash Service	1	\$ 34.73	\$ 416.76
CITY OF COACHELLA	768-150-010	84495	CORTE GILLAN	Trash Service	1	\$ 34.73	\$ 416.76
CITY OF COACHELLA	768-150-011	84493	CORTE GILLAN	Trash Service	1	\$ 34.73	\$ 416.76
CITY OF COACHELLA	768-150-011	84493	CORTE GILLAN	Additional Trash	1	\$ 9.72	\$ 116.64
CITY OF COACHELLA	768-150-012	84491	CORTE GILLAN	Trash Service	1	\$ 34.73	\$ 416.76
CITY OF COACHELLA	768-150-013	84489	CORTE GILLAN	Trash Service	1	\$ 34.73	\$ 416.76
CITY OF COACHELLA	768-150-014	84487	CORTE GILLAN	Trash Service	1	\$ 34.73	\$ 416.76
CITY OF COACHELLA	768-150-015	84486	CORTE YAGER	Trash Service	1	\$ 34.73	\$ 416.76
CITY OF COACHELLA	768-150-016	84488	CORTE YAGER	Trash Service	1	\$ 34.73	\$ 416.76
CITY OF COACHELLA	768-150-017	84490	CORTE YAGER	Trash Service	1	\$ 34.73	\$ 416.76
CITY OF COACHELLA	768-150-018	84492	CORTE YAGER	Trash Service	1	\$ 34.73	\$ 416.76
CITY OF COACHELLA	768-150-019	84494	CORTE YAGER	Trash Service	1	\$ 34.73	\$ 416.76
CITY OF COACHELLA	768-150-020	84496	CORTE YAGER	Trash Service	1	\$ 34.73	\$ 416.76
CITY OF COACHELLA	768-150-021	84498	CORTE YAGER	Trash Service	1	\$ 34.73	\$ 416.76

### City of Coachella proposed 2024-25 Tax File

Customer Name	Parcel #	Address	Street	Service Level	Units	Total Monthly Rate	Total Annual Rate
CITY OF COACHELLA	768-150-022	84501	CORTE YAGER	Trash Service	1	\$ 34.73	\$ 416.76
CITY OF COACHELLA	768-150-023	84499	CORTE YAGER	Trash Service	1	\$ 34.73	\$ 416.76
CITY OF COACHELLA	768-150-023	84499	CORTE YAGER	Additional Trash	1	\$ 9.72	\$ 116.64
CITY OF COACHELLA	768-150-024	84497	CORTE YAGER	Trash Service	1	\$ 34.73	\$ 416.76
CITY OF COACHELLA	768-150-025	84495	CORTE YAGER	Trash Service	1	\$ 34.73	\$ 416.76
CITY OF COACHELLA	768-150-026	84493	CORTE YAGER	Trash Service	1	\$ 34.73	\$ 416.76
CITY OF COACHELLA	768-150-027	84491	CORTE YAGER	Trash Service	1	\$ 34.73	\$ 416.76
CITY OF COACHELLA	768-150-028	84489	CORTE YAGER	Trash Service	1	\$ 34.73	\$ 416.76
CITY OF COACHELLA	768-150-029	84486	CALLE CATHRON	Trash Service	1	\$ 34.73	\$ 416.76
CITY OF COACHELLA	768-150-029	84486	CALLE CATHRON	Additional Trash	1	\$ 9.72	\$ 116.64
CITY OF COACHELLA	768-150-030	84488	CALLE CATHRON	Trash Service	1	\$ 34.73	\$ 416.76
CITY OF COACHELLA	768-150-031	84490	CALLE CATHRON	Trash Service	1	\$ 34.73	\$ 416.76
CITY OF COACHELLA	768-150-032	84492	CALLE CATHRON	Trash Service	1	\$ 34.73	\$ 416.76
CITY OF COACHELLA	768-150-032	84492	CALLE CATHRON	Additional Trash	1	\$ 9.72	\$ 116.64
CITY OF COACHELLA	768-150-033	84494	CALLE CATHRON	Trash Service	1	\$ 34.73	\$ 416.76
CITY OF COACHELLA	768-150-034	84496	CALLE CATHRON	Trash Service	1	\$ 34.73	\$ 416.76
CITY OF COACHELLA	768-150-035	84498	CALLE CATHRON	Trash Service	1	\$ 34.73	\$ 416.76
CITY OF COACHELLA	768-150-036	84500	CALLE CATHRON	Trash Service	1	\$ 34.73	\$ 416.76
CITY OF COACHELLA	768-150-036	84500	CALLE CATHRON	Additional Trash	1	\$ 9.72	\$ 116.64
CITY OF COACHELLA	768-150-037	84502	CALLE CATHRON	Trash Service	1	\$ 34.73	\$ 416.76
CITY OF COACHELLA	768-150-037	84502	CALLE CATHRON	Additional Trash	1	\$ 9.72	\$ 116.64
CITY OF COACHELLA	768-150-038	84504	CALLE CATHRON	Trash Service	1	\$ 34.73	\$ 416.76
CITY OF COACHELLA	768-150-039	84506	CALLE CATHRON	Trash Service	1	\$ 34.73	\$ 416.76
CITY OF COACHELLA	768-150-040	84508	CALLE CATHRON	Trash Service	1	\$ 34.73	\$ 416.76
CITY OF COACHELLA	768-150-040	84508	CALLE CATHRON	Additional Trash	1	\$ 9.72	\$ 116.64
CITY OF COACHELLA	768-150-041	84510	CALLE CATHRON	Trash Service	1	\$ 34.73	\$ 416.76
CITY OF COACHELLA	768-150-041	84510	CALLE CATHRON	Additional Trash	1	\$ 9.72	\$ 116.64
CITY OF COACHELLA	768-150-042	84512	CALLE CATHRON	Trash Service	1	\$ 34.73	\$ 416.76
CITY OF COACHELLA	768-150-042	84512	CALLE CATHRON	Additional Trash	1	\$ 9.72	\$ 116.64
CITY OF COACHELLA	768-150-043	84513	CORTE CINDARELLA	Trash Service	1	\$ 34.73	\$ 416.76
CITY OF COACHELLA	768-150-044	84511	CORTE CINDARELLA	Trash Service	1	\$ 34.73	\$ 416.76
CITY OF COACHELLA	768-150-045	84509	CORTE CINDARELLA	Trash Service	1	\$ 34.73	\$ 416.76
CITY OF COACHELLA	768-150-046	84507	CORTE CINDARELLA	Trash Service	1	\$ 34.73	\$ 416.76

### City of Coachella proposed 2024-25 Tax File

Customer Name	Parcel #	Address	Street	Service Level	Units	Total Monthly Rate	Total Annual Rate
CITY OF COACHELLA	768-150-046	84507	CORTE CINDARELLA	Additional Trash	1	\$ 9.72	\$ 116.64
CITY OF COACHELLA	768-150-047	84505	CORTE CINDARELLA	Trash Service	1	\$ 34.73	\$ 416.76
CITY OF COACHELLA	768-150-048	84503	CORTE CINDARELLA	Trash Service	1	\$ 34.73	\$ 416.76
CITY OF COACHELLA	768-150-048	84503	CORTE CINDARELLA	Additional Trash	1	\$ 9.72	\$ 116.64
CITY OF COACHELLA	768-150-049	84500	CORTE CINDARELLA	Trash Service	1	\$ 34.73	\$ 416.76
CITY OF COACHELLA	768-150-049	84500	CORTE CINDARELLA	Additional Trash	2	\$ 19.44	\$ 233.28
CITY OF COACHELLA	768-150-049	84500	CORTE CINDARELLA	Additional Recycle	1	\$ 9.72	\$ 116.64
CITY OF COACHELLA	768-150-050	84502	CORTE CINDARELLA	Trash Service	1	\$ 34.73	\$ 416.76
CITY OF COACHELLA	768-150-050	84502	CORTE CINDARELLA	Additional Trash	1	\$ 9.72	\$ 116.64
CITY OF COACHELLA	768-150-051	84504	CORTE CINDARELLA	Trash Service	1	\$ 34.73	\$ 416.76
CITY OF COACHELLA	768-150-052	84506	CORTE CINDARELLA	Trash Service	1	\$ 34.73	\$ 416.76
CITY OF COACHELLA	768-150-052	84506	CORTE CINDARELLA	Additional Trash	1	\$ 9.72	\$ 116.64
CITY OF COACHELLA	768-150-053	84508	CORTE CINDARELLA	Trash Service	1	\$ 34.73	\$ 416.76
CITY OF COACHELLA	768-150-053	84508	CORTE CINDARELLA	Additional Trash	1	\$ 9.72	\$ 116.64
CITY OF COACHELLA	768-150-054	84510	CORTE CINDARELLA	Trash Service	1	\$ 34.73	\$ 416.76
CITY OF COACHELLA	768-150-054	84510	CORTE CINDARELLA	Additional Trash	1	\$ 9.72	\$ 116.64
CITY OF COACHELLA	768-150-055	84512	CORTE CINDARELLA	Trash Service	1	\$ 34.73	\$ 416.76
CITY OF COACHELLA	768-150-055	84512	CORTE CINDARELLA	Additional Trash	1	\$ 9.72	\$ 116.64
CITY OF COACHELLA	768-150-056	84513	CORTE BERNARDO	Trash Service	1	\$ 34.73	\$ 416.76
CITY OF COACHELLA	768-150-057	84511	CORTE BERNARDO	Trash Service	1	\$ 34.73	\$ 416.76
CITY OF COACHELLA	768-150-057	84511	CORTE BERNARDO	Additional Trash	2	\$ 19.44	\$ 233.28
CITY OF COACHELLA	768-150-058	84509	CORTE BERNARDO	Trash Service	1	\$ 34.73	\$ 416.76
CITY OF COACHELLA	768-150-058	84509	CORTE BERNARDO	Additional Trash	1	\$ 9.72	\$ 116.64
CITY OF COACHELLA	768-150-058	84509	CORTE BERNARDO	Additional Recycle	1	\$ 9.72	\$ 116.64
CITY OF COACHELLA	768-150-059	84507	CORTE BERNARDO	Trash Service	1	\$ 34.73	\$ 416.76
CITY OF COACHELLA	768-150-059	84507	CORTE BERNARDO	Additional Trash	1	\$ 9.72	\$ 116.64
CITY OF COACHELLA	768-150-060	84505	CORTE BERNARDO	Trash Service	1	\$ 34.73	\$ 416.76
CITY OF COACHELLA	768-150-060	84505	CORTE BERNARDO	Additional Recycle	1	\$ 9.72	\$ 116.64
CITY OF COACHELLA	768-150-061	84503	CORTE BERNARDO	Trash Service	1	\$ 34.73	\$ 416.76
CITY OF COACHELLA	768-150-062	84501	CORTE BERNARDO	Trash Service	1	\$ 34.73	\$ 416.76
CITY OF COACHELLA	768-150-062	84501	CORTE BERNARDO	Additional Trash	1	\$ 9.72	\$ 116.64
CITY OF COACHELLA	768-150-063	84500	CORTE BERNARDO	Trash Service	1	\$ 34.73	\$ 416.76
CITY OF COACHELLA	768-150-063	84500	CORTE BERNARDO	Additional Trash	1	\$ 9.72	\$ 116.64

### City of Coachella proposed 2024-25 Tax File

Customer Name	Parcel #	Address	Street	Service Level	Units	Total Monthly Rate	Total Annual Rate
CITY OF COACHELLA	768-150-064	84502	CORTE BERNARDO	Trash Service	1	\$ 34.73	\$ 416.76
CITY OF COACHELLA	768-150-065	84504	CORTE BERNARDO	Trash Service	1	\$ 34.73	\$ 416.76
CITY OF COACHELLA	768-150-066	84506	CORTE BERNARDO	Trash Service	1	\$ 34.73	\$ 416.76
CITY OF COACHELLA	768-150-067	84508	CORTE BERNARDO	Trash Service	1	\$ 34.73	\$ 416.76
CITY OF COACHELLA	768-150-068	84510	CORTE BERNARDO	Trash Service	1	\$ 34.73	\$ 416.76
CITY OF COACHELLA	768-150-069	84512	CORTE BERNARDO	Trash Service	1	\$ 34.73	\$ 416.76
CITY OF COACHELLA	768-150-069	84512	CORTE BERNARDO	Additional Trash	1	\$ 9.72	\$ 116.64
CITY OF COACHELLA	768-151-001	50692	AVE ADOBE	Trash Service	1	\$ 34.73	\$ 416.76
CITY OF COACHELLA	768-151-002	50702	AVE ADOBE	Trash Service	1	\$ 34.73	\$ 416.76
CITY OF COACHELLA	768-151-003	50722	AVE ADOBE	Trash Service	1	\$ 34.73	\$ 416.76
CITY OF COACHELLA	768-151-003	50722	AVE ADOBE	Additional Trash	1	\$ 9.72	\$ 116.64
CITY OF COACHELLA	768-151-004	50732	AVE ADOBE	Trash Service	1	\$ 34.73	\$ 416.76
CITY OF COACHELLA	768-151-004	50732	AVE ADOBE	Additional Trash	1	\$ 9.72	\$ 116.64
CITY OF COACHELLA	768-151-005	50742	AVE ADOBE	Trash Service	1	\$ 34.73	\$ 416.76
CITY OF COACHELLA	768-151-005	50742	AVE ADOBE	Additional Trash	1	\$ 9.72	\$ 116.64
CITY OF COACHELLA	768-151-006	50752	AVE ADOBE	Trash Service	1	\$ 34.73	\$ 416.76
CITY OF COACHELLA	768-151-007	50762	AVE ADOBE	Trash Service	1	\$ 34.73	\$ 416.76
CITY OF COACHELLA	768-151-007	50762	AVE ADOBE	Additional Trash	1	\$ 9.72	\$ 116.64
CITY OF COACHELLA	768-151-008	50772	AVE ADOBE	Trash Service	1	\$ 34.73	\$ 416.76
CITY OF COACHELLA	768-151-008	50772	AVE ADOBE	Additional Trash	1	\$ 9.72	\$ 116.64
CITY OF COACHELLA	768-151-009	50782	AVE ADOBE	Trash Service	1	\$ 34.73	\$ 416.76
CITY OF COACHELLA	768-151-009	50782	AVE ADOBE	Additional Trash	1	\$ 9.72	\$ 116.64
CITY OF COACHELLA	768-151-010	50792	AVE ADOBE	Trash Service	1	\$ 34.73	\$ 416.76
CITY OF COACHELLA	768-151-010	50792	AVE ADOBE	Additional Trash	1	\$ 9.72	\$ 116.64
CITY OF COACHELLA	768-151-011	84726	AVE 51	Trash Service	1	\$ 34.73	\$ 416.76
CITY OF COACHELLA	768-151-011	84726	AVE 51	Additional Trash	1	\$ 9.72	\$ 116.64
CITY OF COACHELLA	768-152-001	50681	AVE RAZON	Trash Service	1	\$ 34.73	\$ 416.76
CITY OF COACHELLA	768-152-002	50691	AVE RAZON	Trash Service	1	\$ 34.73	\$ 416.76
CITY OF COACHELLA	768-152-003	50701	AVE RAZON	Trash Service	1	\$ 34.73	\$ 416.76
CITY OF COACHELLA	768-152-003	50701	AVE RAZON	Additional Trash	1	\$ 9.72	\$ 116.64
CITY OF COACHELLA	768-152-004	50721	AVE RAZON	Trash Service	1	\$ 34.73	\$ 416.76
CITY OF COACHELLA	768-152-005	50731	AVE RAZON	Trash Service	1	\$ 34.73	\$ 416.76
CITY OF COACHELLA	768-152-006	50741	AVE RAZON	Trash Service	1	\$ 34.73	\$ 416.76

### City of Coachella proposed 2024-25 Tax File

Customer Name	Parcel #	Address	Street	Service Level	Units	Total Monthly Rate	Total Annual Rate
CITY OF COACHELLA	768-152-007	50751	AVE RAZON	Trash Service	1	\$ 34.73	\$ 416.76
CITY OF COACHELLA	768-152-008	50761	AVE RAZON	Trash Service	1	\$ 34.73	\$ 416.76
CITY OF COACHELLA	768-152-008	50761	AVE RAZON	Additional Trash	1	\$ 9.72	\$ 116.64
CITY OF COACHELLA	768-152-009	50771	AVE RAZON	Trash Service	1	\$ 34.73	\$ 416.76
CITY OF COACHELLA	768-152-010	50781	AVE RAZON	Trash Service	1	\$ 34.73	\$ 416.76
CITY OF COACHELLA	768-152-011	50791	AVE RAZON	Trash Service	1	\$ 34.73	\$ 416.76
CITY OF COACHELLA	768-152-012	84485	CALLE CATHRON	Trash Service	1	\$ 34.73	\$ 416.76
CITY OF COACHELLA	768-152-013	84487	CALLE CATHRON	Trash Service	1	\$ 34.73	\$ 416.76
CITY OF COACHELLA	768-152-014	84489	CALLE CATHRON	Trash Service	1	\$ 34.73	\$ 416.76
CITY OF COACHELLA	768-152-015	84491	CALLE CATHRON	Trash Service	1	\$ 34.73	\$ 416.76
CITY OF COACHELLA	768-152-016	84493	CALLE CATHRON	Trash Service	1	\$ 34.73	\$ 416.76
CITY OF COACHELLA	768-152-017	84495	CALLE CATHRON	Trash Service	1	\$ 34.73	\$ 416.76
CITY OF COACHELLA	768-152-018	84497	CALLE CATHRON	Trash Service	1	\$ 34.73	\$ 416.76
CITY OF COACHELLA	768-152-018	84497	CALLE CATHRON	Additional Trash	1	\$ 9.72	\$ 116.64
CITY OF COACHELLA	768-152-019	84499	CALLE CATHRON	Trash Service	1	\$ 34.73	\$ 416.76
CITY OF COACHELLA	768-152-020	84501	CALLE CATHRON	Trash Service	1	\$ 34.73	\$ 416.76
CITY OF COACHELLA	768-152-021	84503	CALLE CATHRON	Trash Service	1	\$ 34.73	\$ 416.76
CITY OF COACHELLA	768-152-022	84505	CALLE CATHRON	Trash Service	1	\$ 34.73	\$ 416.76
CITY OF COACHELLA	768-152-022	84505	CALLE CATHRON	Additional Trash	1	\$ 9.72	\$ 116.64
CITY OF COACHELLA	768-152-023	84507	CALLE CATHRON	Trash Service	1	\$ 34.73	\$ 416.76
CITY OF COACHELLA	768-152-023	84507	CALLE CATHRON	Additional Trash	1	\$ 9.72	\$ 116.64
CITY OF COACHELLA	768-152-024	84509	CALLE CATHRON	Trash Service	1	\$ 34.73	\$ 416.76
CITY OF COACHELLA	768-152-025	84511	CALLE CATHRON	Trash Service	1	\$ 34.73	\$ 416.76
CITY OF COACHELLA	768-152-026	84513	CALLE CATHRON	Trash Service	1	\$ 34.73	\$ 416.76
CITY OF COACHELLA	768-152-026	84513	CALLE CATHRON	Additional Trash	1	\$ 9.72	\$ 116.64
CITY OF COACHELLA	768-160-001	50021	BALBOA ST	Trash Service	1	\$ 34.73	\$ 416.76
CITY OF COACHELLA	768-160-001	50021	BALBOA ST	Additional Trash	1	\$ 9.72	\$ 116.64
CITY OF COACHELLA	768-160-002	50031	BALBOA ST	Trash Service	1	\$ 34.73	\$ 416.76
CITY OF COACHELLA	768-160-003	50041	BALBOA ST	Trash Service	1	\$ 34.73	\$ 416.76
CITY OF COACHELLA	768-160-004	50051	BALBOA ST	Trash Service	1	\$ 34.73	\$ 416.76
CITY OF COACHELLA	768-160-005	50061	BALBOA ST	Trash Service	1	\$ 34.73	\$ 416.76
CITY OF COACHELLA	768-160-005	50061	BALBOA ST	Additional Trash	1	\$ 9.72	\$ 116.64
CITY OF COACHELLA	768-160-006	50071	BALBOA ST	Trash Service	1	\$ 34.73	\$ 416.76



### City of Coachella proposed 2024-25 Tax File

Customer Name	Parcel #	Address	Street	Service Level	Units	Total Monthly Rate	Total Annual Rate
CITY OF COACHELLA	768-160-007	50081	BALBOA ST	Trash Service	1	\$ 34.73	\$ 416.76
CITY OF COACHELLA	768-160-008	50091	BALBOA ST	Trash Service	1	\$ 34.73	\$ 416.76
CITY OF COACHELLA	768-160-008	50091	BALBOA ST	Additional Trash	2	\$ 19.44	\$ 233.28
CITY OF COACHELLA	768-160-009	50101	BALBOA ST	Trash Service	1	\$ 34.73	\$ 416.76
CITY OF COACHELLA	768-160-009	50101	BALBOA ST	Additional Trash	2	\$ 19.44	\$ 233.28
CITY OF COACHELLA	768-161-001	50020	BALBOA ST	Trash Service	1	\$ 34.73	\$ 416.76
CITY OF COACHELLA	768-161-002	50030	BALBOA ST	Trash Service	1	\$ 34.73	\$ 416.76
CITY OF COACHELLA	768-161-002	50030	BALBOA ST	Additional Trash	1	\$ 9.72	\$ 116.64
CITY OF COACHELLA	768-161-003	50040	BALBOA ST	Trash Service	1	\$ 34.73	\$ 416.76
CITY OF COACHELLA	768-161-004	50050	BALBOA ST	Trash Service	1	\$ 34.73	\$ 416.76
CITY OF COACHELLA	768-161-005	50060	BALBOA ST	Trash Service	1	\$ 34.73	\$ 416.76
CITY OF COACHELLA	768-161-006	50070	BALBOA ST	Trash Service	1	\$ 34.73	\$ 416.76
CITY OF COACHELLA	768-161-007	50080	BALBOA ST	Trash Service	1	\$ 34.73	\$ 416.76
CITY OF COACHELLA	768-161-007	50080	BALBOA ST	Additional Trash	1	\$ 9.72	\$ 116.64
CITY OF COACHELLA	768-161-008	50090	BALBOA ST	Trash Service	1	\$ 34.73	\$ 416.76
CITY OF COACHELLA	768-161-009	50100	BALBOA ST	Trash Service	2	\$ 69.46	\$ 833.52
CITY OF COACHELLA	768-161-009	50100	BALBOA ST	Additional Trash	1	\$ 9.72	\$ 116.64
CITY OF COACHELLA	768-161-009	50100	BALBOA ST	Additional Organics	1	\$ 9.72	\$ 116.64
CITY OF COACHELLA	768-161-010	50021	CORONADO ST	Trash Service	1	\$ 34.73	\$ 416.76
CITY OF COACHELLA	768-161-010	50021	CORONADO ST	Additional Trash	1	\$ 9.72	\$ 116.64
CITY OF COACHELLA	768-161-010	50021	CORONADO ST	Additional Organics	1	\$ 9.72	\$ 116.64
CITY OF COACHELLA	768-161-011	50031	CORONADO ST	Trash Service	1	\$ 34.73	\$ 416.76
CITY OF COACHELLA	768-161-012	50041	CORONADO ST	Trash Service	1	\$ 34.73	\$ 416.76
CITY OF COACHELLA	768-161-013	50051	CORONADO ST	Trash Service	1	\$ 34.73	\$ 416.76
CITY OF COACHELLA	768-161-013	50051	CORONADO ST	Additional Trash	1	\$ 9.72	\$ 116.64
CITY OF COACHELLA	768-161-014	50061	CORONADO ST	Trash Service	1	\$ 34.73	\$ 416.76
CITY OF COACHELLA	768-161-015	50071	CORONADO ST	Trash Service	2	\$ 69.46	\$ 833.52
CITY OF COACHELLA	768-161-015	50071	CORONADO ST	Additional Trash	1	\$ 9.72	\$ 116.64
CITY OF COACHELLA	768-161-016	50081	CORONADO ST	Trash Service	1	\$ 34.73	\$ 416.76
CITY OF COACHELLA	768-161-016	50081	CORONADO ST	Additional Organics	1	\$ 9.72	\$ 116.64
CITY OF COACHELLA	768-161-017	50091	CORONADO ST	Trash Service	1	\$ 34.73	\$ 416.76
CITY OF COACHELLA	768-161-017	50091	CORONADO ST	Additional Trash	1	\$ 9.72	\$ 116.64
CITY OF COACHELLA	768-161-018	50101	CORONADO ST	Trash Service	1	\$ 34.73	\$ 416.76

### City of Coachella proposed 2024-25 Tax File

Customer Name	Parcel #	Address	Street	Service Level	Units	Total Monthly Rate	Total Annual Rate
CITY OF COACHELLA	768-161-018	50101	CORONADO ST	Additional Recycle	1	\$ 9.72	\$ 116.64
CITY OF COACHELLA	768-162-001	50020	CORONADO ST	Trash Service	1	\$ 34.73	\$ 416.76
CITY OF COACHELLA	768-162-002	50030	CORONADO ST	Trash Service	1	\$ 34.73	\$ 416.76
CITY OF COACHELLA	768-162-003	50040	CORONADO ST	Trash Service	1	\$ 34.73	\$ 416.76
CITY OF COACHELLA	768-162-004	50050	CORONADO ST	Trash Service	1	\$ 34.73	\$ 416.76
CITY OF COACHELLA	768-162-004	50050	CORONADO ST	Additional Trash	1	\$ 9.72	\$ 116.64
CITY OF COACHELLA	768-162-005	50060	CORONADO ST	Trash Service	1	\$ 34.73	\$ 416.76
CITY OF COACHELLA	768-162-006	50070	CORONADO ST	Trash Service	1	\$ 34.73	\$ 416.76
CITY OF COACHELLA	768-162-007	50080	CORONADO ST	Trash Service	1	\$ 34.73	\$ 416.76
CITY OF COACHELLA	768-162-008	50090	CORONADO ST	Trash Service	1	\$ 34.73	\$ 416.76
CITY OF COACHELLA	768-162-008	50090	CORONADO ST	Additional Trash	1	\$ 9.72	\$ 116.64
CITY OF COACHELLA	768-162-009	50100	CORONADO ST	Trash Service	1	\$ 34.73	\$ 416.76
CITY OF COACHELLA	768-162-010	50021	KENMORE ST	Trash Service	1	\$ 34.73	\$ 416.76
CITY OF COACHELLA	768-162-010	50021	KENMORE ST	Additional Trash	1	\$ 9.72	\$ 116.64
CITY OF COACHELLA	768-162-011	50031	KENMORE ST	Trash Service	1	\$ 34.73	\$ 416.76
CITY OF COACHELLA	768-162-011	50031	KENMORE ST	Additional Trash	1	\$ 9.72	\$ 116.64
CITY OF COACHELLA	768-162-012	50041	KENMORE ST	Trash Service	1	\$ 34.73	\$ 416.76
CITY OF COACHELLA	768-162-012	50041	KENMORE ST	Additional Trash	1	\$ 9.72	\$ 116.64
CITY OF COACHELLA	768-162-013	50051	KENMORE ST	Trash Service	1	\$ 34.73	\$ 416.76
CITY OF COACHELLA	768-162-014	50061	KENMORE ST	Trash Service	1	\$ 34.73	\$ 416.76
CITY OF COACHELLA	768-162-015	50071	KENMORE ST	Trash Service	1	\$ 34.73	\$ 416.76
CITY OF COACHELLA	768-162-016	50081	KENMORE ST	Trash Service	1	\$ 34.73	\$ 416.76
CITY OF COACHELLA	768-162-016	50081	KENMORE ST	Additional Trash	1	\$ 9.72	\$ 116.64
CITY OF COACHELLA	768-162-017	50091	KENMORE ST	Trash Service	1	\$ 34.73	\$ 416.76
CITY OF COACHELLA	768-162-018	50101	KENMORE ST	Trash Service	1	\$ 34.73	\$ 416.76
CITY OF COACHELLA	768-162-018	50101	KENMORE ST	Additional Recycle	1	\$ 9.72	\$ 116.64
CITY OF COACHELLA	768-162-019	50111	KENMORE ST	Trash Service	1	\$ 34.73	\$ 416.76
CITY OF COACHELLA	768-162-019	50111	KENMORE ST	Additional Trash	1	\$ 9.72	\$ 116.64
CITY OF COACHELLA	768-163-001	50020	KENMORE ST	Trash Service	1	\$ 34.73	\$ 416.76
CITY OF COACHELLA	768-163-001	50020	KENMORE ST	Additional Recycle	1	\$ 9.72	\$ 116.64
CITY OF COACHELLA	768-163-002	50030	KENMORE ST	Trash Service	1	\$ 34.73	\$ 416.76
CITY OF COACHELLA	768-163-002	50030	KENMORE ST	Additional Trash	1	\$ 9.72	\$ 116.64
CITY OF COACHELLA	768-163-003	50040	KENMORE ST	Trash Service	1	\$ 34.73	\$ 416.76

### City of Coachella proposed 2024-25 Tax File

Customer Name	Parcel #	Address	Street	Service Level	Units	Total Monthly Rate	Total Annual Rate
CITY OF COACHELLA	768-163-003	50040	KENMORE ST	Additional Trash	1	\$ 9.72	\$ 116.64
CITY OF COACHELLA	768-163-004	50050	KENMORE ST	Trash Service	1	\$ 34.73	\$ 416.76
CITY OF COACHELLA	768-163-005	50060	KENMORE ST	Trash Service	1	\$ 34.73	\$ 416.76
CITY OF COACHELLA	768-163-006	50070	KENMORE ST	Trash Service	1	\$ 34.73	\$ 416.76
CITY OF COACHELLA	768-163-006	50070	KENMORE ST	Additional Trash	1	\$ 9.72	\$ 116.64
CITY OF COACHELLA	768-163-006	50070	KENMORE ST	Additional Recycle	1	\$ 9.72	\$ 116.64
CITY OF COACHELLA	768-163-006	50070	KENMORE ST	Additional Recycle	1	\$ 9.72	\$ 116.64
CITY OF COACHELLA	768-163-007	50080	KENMORE ST	Trash Service	1	\$ 34.73	\$ 416.76
CITY OF COACHELLA	768-163-007	50080	KENMORE ST	Additional Trash	1	\$ 9.72	\$ 116.64
CITY OF COACHELLA	768-163-008	50090	KENMORE ST	Trash Service	1	\$ 34.73	\$ 416.76
CITY OF COACHELLA	768-163-009	50100	KENMORE ST	Trash Service	2	\$ 69.46	\$ 833.52
CITY OF COACHELLA	768-163-010	50110	KENMORE ST	Trash Service	1	\$ 34.73	\$ 416.76
CITY OF COACHELLA	768-163-010	50110	KENMORE ST	Additional Trash	1	\$ 9.72	\$ 116.64
CITY OF COACHELLA	768-170-001	50491	BALBOA ST S	Trash Service	1	\$ 34.73	\$ 416.76
CITY OF COACHELLA	768-170-002	50467	BALBOA ST S	Trash Service	1	\$ 34.73	\$ 416.76
CITY OF COACHELLA	768-170-003	50443	BALBOA ST S	Trash Service	1	\$ 34.73	\$ 416.76
CITY OF COACHELLA	768-170-003	50443	BALBOA ST S	Additional Trash	1	\$ 9.72	\$ 116.64
CITY OF COACHELLA	768-170-004	50419	BALBOA ST S	Trash Service	1	\$ 34.73	\$ 416.76
CITY OF COACHELLA	768-170-004	50419	BALBOA ST S	Additional Trash	1	\$ 9.72	\$ 116.64
CITY OF COACHELLA	768-170-005	50395	BALBOA ST S	Trash Service	1	\$ 34.73	\$ 416.76
CITY OF COACHELLA	768-170-005	50395	BALBOA ST S	Additional Trash	1	\$ 9.72	\$ 116.64
CITY OF COACHELLA	768-170-006	50371	BALBOA ST S	Trash Service	1	\$ 34.73	\$ 416.76
CITY OF COACHELLA	768-170-006	50371	BALBOA ST S	Additional Trash	1	\$ 9.72	\$ 116.64
CITY OF COACHELLA	768-170-007	50347	BALBOA ST S	Trash Service	1	\$ 34.73	\$ 416.76
CITY OF COACHELLA	768-170-007	50347	BALBOA ST S	Additional Trash	1	\$ 9.72	\$ 116.64
CITY OF COACHELLA	768-170-008	50323	BALBOA ST S	Trash Service	1	\$ 34.73	\$ 416.76
CITY OF COACHELLA	768-170-009	50299	BALBOA ST S	Trash Service	1	\$ 34.73	\$ 416.76
CITY OF COACHELLA	768-170-010	50275	BALBOA ST S	Trash Service	1	\$ 34.73	\$ 416.76
CITY OF COACHELLA	768-170-011	50251	BALBOA ST S	Trash Service	1	\$ 34.73	\$ 416.76
CITY OF COACHELLA	768-170-011	50251	BALBOA ST S	Additional Trash	1	\$ 9.72	\$ 116.64
CITY OF COACHELLA	768-170-012	50250	BALBOA ST S	Trash Service	1	\$ 34.73	\$ 416.76
CITY OF COACHELLA	768-170-012	50250	BALBOA ST S	Additional Trash	1	\$ 9.72	\$ 116.64
CITY OF COACHELLA	768-170-013	50274	BALBOA ST S	Trash Service	1	\$ 34.73	\$ 416.76

### City of Coachella proposed 2024-25 Tax File

Customer Name	Parcel #	Address	Street	Service Level	Units	Total Monthly Rate	Total Annual Rate
CITY OF COACHELLA	768-170-014	50298	BALBOA ST S	Trash Service	1	\$ 34.73	\$ 416.76
CITY OF COACHELLA	768-170-014	50298	BALBOA ST S	Additional Trash	1	\$ 9.72	\$ 116.64
CITY OF COACHELLA	768-170-015	50322	BALBOA ST S	Trash Service	1	\$ 34.73	\$ 416.76
CITY OF COACHELLA	768-170-015	50322	BALBOA ST S	Additional Trash	1	\$ 9.72	\$ 116.64
CITY OF COACHELLA	768-170-016	50346	BALBOA ST S	Trash Service	1	\$ 34.73	\$ 416.76
CITY OF COACHELLA	768-170-017	50370	BALBOA ST S	Trash Service	1	\$ 34.73	\$ 416.76
CITY OF COACHELLA	768-170-018	50394	BALBOA ST S	Trash Service	1	\$ 34.73	\$ 416.76
CITY OF COACHELLA	768-170-018	50394	BALBOA ST S	Additional Trash	1	\$ 9.72	\$ 116.64
CITY OF COACHELLA	768-170-019	50418	BALBOA ST S	Trash Service	1	\$ 34.73	\$ 416.76
CITY OF COACHELLA	768-170-020	50442	BALBOA ST S	Trash Service	1	\$ 34.73	\$ 416.76
CITY OF COACHELLA	768-170-021	50466	BALBOA ST S	Trash Service	1	\$ 34.73	\$ 416.76
CITY OF COACHELLA	768-170-021	50466	BALBOA ST S	Additional Trash	1	\$ 9.72	\$ 116.64
CITY OF COACHELLA	768-170-022	50490	BALBOA ST S	Trash Service	1	\$ 34.73	\$ 416.76
CITY OF COACHELLA	768-170-022	50490	BALBOA ST S	Additional Trash	2	\$ 19.44	\$ 233.28
CITY OF COACHELLA	768-170-023	50491	CORONADO ST S	Trash Service	1	\$ 34.73	\$ 416.76
CITY OF COACHELLA	768-170-024	50467	CORONADO ST S	Trash Service	1	\$ 34.73	\$ 416.76
CITY OF COACHELLA	768-170-024	50467	CORONADO ST S	Additional Trash	1	\$ 9.72	\$ 116.64
CITY OF COACHELLA	768-170-025	50443	CORONADO ST S	Trash Service	1	\$ 34.73	\$ 416.76
CITY OF COACHELLA	768-170-025	50443	CORONADO ST S	Additional Trash	1	\$ 9.72	\$ 116.64
CITY OF COACHELLA	768-170-026	50419	CORONADO ST S	Trash Service	1	\$ 34.73	\$ 416.76
CITY OF COACHELLA	768-170-026	50419	CORONADO ST S	Additional Trash	1	\$ 9.72	\$ 116.64
CITY OF COACHELLA	768-170-027	50395	CORONADO ST S	Trash Service	1	\$ 34.73	\$ 416.76
CITY OF COACHELLA	768-170-027	50395	CORONADO ST S	Additional Trash	1	\$ 9.72	\$ 116.64
CITY OF COACHELLA	768-170-028	50371	CORONADO ST S	Trash Service	1	\$ 34.73	\$ 416.76
CITY OF COACHELLA	768-170-029	50347	CORONADO ST S	Trash Service	1	\$ 34.73	\$ 416.76
CITY OF COACHELLA	768-170-029	50347	CORONADO ST S	Additional Trash	1	\$ 9.72	\$ 116.64
CITY OF COACHELLA	768-170-030	50323	CORONADO ST S	Trash Service	1	\$ 34.73	\$ 416.76
CITY OF COACHELLA	768-170-031	50299	CORONADO ST S	Trash Service	1	\$ 34.73	\$ 416.76
CITY OF COACHELLA	768-170-031	50299	CORONADO ST S	Additional Trash	1	\$ 9.72	\$ 116.64
CITY OF COACHELLA	768-170-032	50275	CORONADO ST S	Trash Service	1	\$ 34.73	\$ 416.76
CITY OF COACHELLA	768-170-032	50275	CORONADO ST S	Additional Trash	1	\$ 9.72	\$ 116.64
CITY OF COACHELLA	768-170-033	50251	CORONADO ST S	Trash Service	1	\$ 34.73	\$ 416.76
CITY OF COACHELLA	768-170-034	50250	CORONADO ST S	Trash Service	1	\$ 34.73	\$ 416.76

### City of Coachella proposed 2024-25 Tax File

Customer Name	Parcel #	Address	Street	Service Level	Units	Total Monthly Rate	Total Annual Rate
CITY OF COACHELLA	768-170-034	50250	CORONADO ST S	Additional Trash	1	\$ 9.72	\$ 116.64
CITY OF COACHELLA	768-170-035	50274	CORONADO ST S	Trash Service	1	\$ 34.73	\$ 416.76
CITY OF COACHELLA	768-170-035	50274	CORONADO ST S	Additional Trash	1	\$ 9.72	\$ 116.64
CITY OF COACHELLA	768-170-036	50298	CORONADO ST S	Trash Service	1	\$ 34.73	\$ 416.76
CITY OF COACHELLA	768-170-036	50298	CORONADO ST S	Additional Trash	1	\$ 9.72	\$ 116.64
CITY OF COACHELLA	768-170-036	50298	CORONADO ST S	Additional Organics	1	\$ 9.72	\$ 116.64
CITY OF COACHELLA	768-170-037	50322	CORONADO ST S	Trash Service	1	\$ 34.73	\$ 416.76
CITY OF COACHELLA	768-170-038	50346	CORONADO ST S	Trash Service	1	\$ 34.73	\$ 416.76
CITY OF COACHELLA	768-170-038	50346	CORONADO ST S	Additional Recycle	1	\$ 9.72	\$ 116.64
CITY OF COACHELLA	768-170-039	50370	CORONADO ST S	Trash Service	1	\$ 34.73	\$ 416.76
CITY OF COACHELLA	768-170-040	50394	CORONADO ST S	Trash Service	1	\$ 34.73	\$ 416.76
CITY OF COACHELLA	768-170-041	50418	CORONADO ST S	Trash Service	1	\$ 34.73	\$ 416.76
CITY OF COACHELLA	768-170-042	50442	CORONADO ST S	Trash Service	1	\$ 34.73	\$ 416.76
CITY OF COACHELLA	768-170-043	50466	CORONADO ST S	Trash Service	1	\$ 34.73	\$ 416.76
CITY OF COACHELLA	768-170-044	50490	CORONADO ST S	Trash Service	1	\$ 34.73	\$ 416.76
CITY OF COACHELLA	768-170-044	50490	CORONADO ST S	Additional Trash	1	\$ 9.72	\$ 116.64
CITY OF COACHELLA	768-170-045	50491	KENMORE ST S	Trash Service	1	\$ 34.73	\$ 416.76
CITY OF COACHELLA	768-170-045	50491	KENMORE ST S	Additional Trash	1	\$ 9.72	\$ 116.64
CITY OF COACHELLA	768-170-046	50467	KENMORE ST S	Trash Service	1	\$ 34.73	\$ 416.76
CITY OF COACHELLA	768-170-046	50467	KENMORE ST S	Additional Trash	2	\$ 19.44	\$ 233.28
CITY OF COACHELLA	768-170-047	50443	KENMORE ST S	Trash Service	1	\$ 34.73	\$ 416.76
CITY OF COACHELLA	768-170-048	50419	KENMORE ST S	Trash Service	1	\$ 34.73	\$ 416.76
CITY OF COACHELLA	768-170-048	50419	KENMORE ST S	Additional Trash	1	\$ 9.72	\$ 116.64
CITY OF COACHELLA	768-170-049	50395	KENMORE ST S	Trash Service	1	\$ 34.73	\$ 416.76
CITY OF COACHELLA	768-170-049	50395	KENMORE ST S	Additional Trash	1	\$ 9.72	\$ 116.64
CITY OF COACHELLA	768-170-050	50371	KENMORE ST S	Trash Service	1	\$ 34.73	\$ 416.76
CITY OF COACHELLA	768-170-051	50347	KENMORE ST S	Trash Service	1	\$ 34.73	\$ 416.76
CITY OF COACHELLA	768-170-051	50347	KENMORE ST S	Additional Organics	1	\$ 9.72	\$ 116.64
CITY OF COACHELLA	768-170-052	50323	KENMORE ST S	Trash Service	1	\$ 34.73	\$ 416.76
CITY OF COACHELLA	768-170-052	50323	KENMORE ST S	Additional Trash	1	\$ 9.72	\$ 116.64
CITY OF COACHELLA	768-170-053	50299	KENMORE ST S	Trash Service	1	\$ 34.73	\$ 416.76
CITY OF COACHELLA	768-170-053	50299	KENMORE ST S	Additional Trash	2	\$ 19.44	\$ 233.28
CITY OF COACHELLA	768-170-054	50275	KENMORE ST S	Trash Service	1	\$ 34.73	\$ 416.76

### City of Coachella proposed 2024-25 Tax File

Customer Name	Parcel #	Address	Street	Service Level	Units	Total Monthly Rate	Total Annual Rate
CITY OF COACHELLA	768-170-055	50251	KENMORE ST S	Trash Service	1	\$ 34.73	\$ 416.76
CITY OF COACHELLA	768-170-056	50250	KENMORE ST S	Trash Service	1	\$ 34.73	\$ 416.76
CITY OF COACHELLA	768-170-056	50250	KENMORE ST S	Additional Trash	1	\$ 9.72	\$ 116.64
CITY OF COACHELLA	768-170-057	50274	KENMORE ST S	Trash Service	1	\$ 34.73	\$ 416.76
CITY OF COACHELLA	768-170-057	50274	KENMORE ST S	Additional Trash	1	\$ 9.72	\$ 116.64
CITY OF COACHELLA	768-170-058	50298	KENMORE ST S	Trash Service	1	\$ 34.73	\$ 416.76
CITY OF COACHELLA	768-170-058	50298	KENMORE ST S	Additional Trash	1	\$ 9.72	\$ 116.64
CITY OF COACHELLA	768-170-059	50322	KENMORE ST S	Trash Service	1	\$ 34.73	\$ 416.76
CITY OF COACHELLA	768-170-060	50346	KENMORE ST S	Trash Service	1	\$ 34.73	\$ 416.76
CITY OF COACHELLA	768-170-061	50370	KENMORE ST S	Trash Service	1	\$ 34.73	\$ 416.76
CITY OF COACHELLA	768-170-061	50370	KENMORE ST S	Additional Trash	1	\$ 9.72	\$ 116.64
CITY OF COACHELLA	768-170-062	50394	KENMORE ST S	Trash Service	1	\$ 34.73	\$ 416.76
CITY OF COACHELLA	768-170-062	50394	KENMORE ST S	Additional Trash	1	\$ 9.72	\$ 116.64
CITY OF COACHELLA	768-170-063	50418	KENMORE ST S	Trash Service	1	\$ 34.73	\$ 416.76
CITY OF COACHELLA	768-170-063	50418	KENMORE ST S	Additional Trash	1	\$ 9.72	\$ 116.64
CITY OF COACHELLA	768-170-064	50442	KENMORE ST S	Trash Service	1	\$ 34.73	\$ 416.76
CITY OF COACHELLA	768-170-064	50442	KENMORE ST S	Additional Trash	1	\$ 9.72	\$ 116.64
CITY OF COACHELLA	768-170-065	50466	KENMORE ST S	Trash Service	1	\$ 34.73	\$ 416.76
CITY OF COACHELLA	768-170-066	50490	KENMORE ST S	Trash Service	1	\$ 34.73	\$ 416.76
CITY OF COACHELLA	768-190-001	84852	SUNDOWN LANE	Trash Service	1	\$ 34.73	\$ 416.76
CITY OF COACHELLA	768-190-001	84852	SUNDOWN LANE	Additional Trash	1	\$ 9.72	\$ 116.64
CITY OF COACHELLA	768-190-002	84842	SUNDOWN LANE	Trash Service	1	\$ 34.73	\$ 416.76
CITY OF COACHELLA	768-190-002	84842	SUNDOWN LANE	Additional Trash	1	\$ 9.72	\$ 116.64
CITY OF COACHELLA	768-190-003	84832	SUNDOWN LANE	Trash Service	1	\$ 34.73	\$ 416.76
CITY OF COACHELLA	768-190-004	84822	SUNDOWN LANE	Trash Service	1	\$ 34.73	\$ 416.76
CITY OF COACHELLA	768-190-005	84812	SUNDOWN LANE	Trash Service	1	\$ 34.73	\$ 416.76
CITY OF COACHELLA	768-190-005	84812	SUNDOWN LANE	Additional Trash	1	\$ 9.72	\$ 116.64
CITY OF COACHELLA	768-190-006	84802	SUNDOWN LANE	Trash Service	1	\$ 34.73	\$ 416.76
CITY OF COACHELLA	768-190-006	84802	SUNDOWN LANE	Additional Trash	1	\$ 9.72	\$ 116.64
CITY OF COACHELLA	768-190-007	84792	SUNDOWN LANE	Trash Service	1	\$ 34.73	\$ 416.76
CITY OF COACHELLA	768-190-008	84780	SUNDOWN LANE	Trash Service	1	\$ 34.73	\$ 416.76
CITY OF COACHELLA	768-190-009	84791	SUNDOWN LANE	Trash Service	1	\$ 34.73	\$ 416.76
CITY OF COACHELLA	768-190-009	84791	SUNDOWN LANE	Additional Trash	1	\$ 9.72	\$ 116.64

### City of Coachella proposed 2024-25 Tax File

Customer Name	Parcel #	Address	Street	Service Level	Units	Total Monthly Rate	Total Annual Rate
CITY OF COACHELLA	768-190-009	84791	SUNDOWN LANE	Additional Organics	1	\$ 9.72	\$ 116.64
CITY OF COACHELLA	768-190-010	84801	SUNDOWN LANE	Trash Service	1	\$ 34.73	\$ 416.76
CITY OF COACHELLA	768-190-011	84811	SUNDOWN LANE	Trash Service	1	\$ 34.73	\$ 416.76
CITY OF COACHELLA	768-190-012	84821	SUNDOWN LANE	Trash Service	1	\$ 34.73	\$ 416.76
CITY OF COACHELLA	768-190-012	84821	SUNDOWN LANE	Additional Trash	1	\$ 9.72	\$ 116.64
CITY OF COACHELLA	768-190-013	84831	SUNDOWN LANE	Trash Service	1	\$ 34.73	\$ 416.76
CITY OF COACHELLA	768-190-013	84831	SUNDOWN LANE	Additional Trash	1	\$ 9.72	\$ 116.64
CITY OF COACHELLA	768-190-014	84841	SUNDOWN LANE	Trash Service	1	\$ 34.73	\$ 416.76
CITY OF COACHELLA	768-190-015	84851	SUNDOWN LANE	Trash Service	1	\$ 34.73	\$ 416.76
CITY OF COACHELLA	768-190-016	50742	SUNBURST ST	Trash Service	1	\$ 34.73	\$ 416.76
CITY OF COACHELLA	768-190-017	50722	SUNBURST ST	Trash Service	1	\$ 34.73	\$ 416.76
CITY OF COACHELLA	768-190-018	50702	SUNBURST ST	Trash Service	1	\$ 34.73	\$ 416.76
CITY OF COACHELLA	768-190-019	50682	SUNBURST ST	Trash Service	1	\$ 34.73	\$ 416.76
CITY OF COACHELLA	768-190-019	50682	SUNBURST ST	Additional Trash	1	\$ 9.72	\$ 116.64
CITY OF COACHELLA	768-190-020	50662	SUNBURST ST	Trash Service	1	\$ 34.73	\$ 416.76
CITY OF COACHELLA	768-190-021	50642	SUNBURST ST	Trash Service	1	\$ 34.73	\$ 416.76
CITY OF COACHELLA	768-190-021	50642	SUNBURST ST	Additional Trash	1	\$ 9.72	\$ 116.64
CITY OF COACHELLA	768-190-022	50622	SUNBURST ST	Trash Service	1	\$ 34.73	\$ 416.76
CITY OF COACHELLA	768-190-022	50622	SUNBURST ST	Additional Trash	1	\$ 9.72	\$ 116.64
CITY OF COACHELLA	768-190-023	50602	SUNBURST ST	Trash Service	1	\$ 34.73	\$ 416.76
CITY OF COACHELLA	768-190-024	84635	SUNRISE AVE	Trash Service	1	\$ 34.73	\$ 416.76
CITY OF COACHELLA	768-190-025	84659	SUNRISE AVE	Trash Service	1	\$ 34.73	\$ 416.76
CITY OF COACHELLA	768-190-025	84659	SUNRISE AVE	Additional Trash	1	\$ 9.72	\$ 116.64
CITY OF COACHELLA	768-190-026	84667	SUNRISE AVE	Trash Service	1	\$ 34.73	\$ 416.76
CITY OF COACHELLA	768-190-026	84667	SUNRISE AVE	Additional Trash	1	\$ 9.72	\$ 116.64
CITY OF COACHELLA	768-190-027	84683	SUNRISE AVE	Trash Service	1	\$ 34.73	\$ 416.76
CITY OF COACHELLA	768-190-028	84699	SUNRISE AVE	Trash Service	1	\$ 34.73	\$ 416.76
CITY OF COACHELLA	768-190-028	84699	SUNRISE AVE	Additional Trash	1	\$ 9.72	\$ 116.64
CITY OF COACHELLA	768-190-029	84715	SUNRISE AVE	Trash Service	1	\$ 34.73	\$ 416.76
CITY OF COACHELLA	768-190-030	84739	SUNRISE AVE	Trash Service	1	\$ 34.73	\$ 416.76
CITY OF COACHELLA	768-190-031	84747	SUNRISE AVE	Trash Service	1	\$ 34.73	\$ 416.76
CITY OF COACHELLA	768-190-031	84747	SUNRISE AVE	Additional Trash	1	\$ 9.72	\$ 116.64
CITY OF COACHELLA	768-190-032	84763	SUNRISE AVE	Trash Service	1	\$ 34.73	\$ 416.76



### City of Coachella proposed 2024-25 Tax File

Customer Name	Parcel #	Address	Street	Service Level	Units	Total Monthly Rate	Total Annual Rate
CITY OF COACHELLA	768-190-032	84763	SUNRISE AVE	Additional Trash	1	\$ 9.72	\$ 116.64
CITY OF COACHELLA	768-190-033	84779	SUNRISE AVE	Trash Service	1	\$ 34.73	\$ 416.76
CITY OF COACHELLA	768-190-034	84795	SUNRISE AVE	Trash Service	1	\$ 34.73	\$ 416.76
CITY OF COACHELLA	768-190-034	84795	SUNRISE AVE	Additional Trash	1	\$ 9.72	\$ 116.64
CITY OF COACHELLA	768-191-001	84515	WESTERFIELD WAY	Trash Service	1	\$ 34.73	\$ 416.76
CITY OF COACHELLA	768-191-002	84531	WESTERFIELD WAY	Trash Service	1	\$ 34.73	\$ 416.76
CITY OF COACHELLA	768-191-003	84549	WESTERFIELD WAY	Trash Service	1	\$ 34.73	\$ 416.76
CITY OF COACHELLA	768-191-004	84565	WESTERFIELD WAY	Trash Service	1	\$ 34.73	\$ 416.76
CITY OF COACHELLA	768-191-005	84581	WESTERFIELD WAY	Trash Service	1	\$ 34.73	\$ 416.76
CITY OF COACHELLA	768-191-006	84597	WESTERFIELD WAY	Trash Service	1	\$ 34.73	\$ 416.76
CITY OF COACHELLA	768-191-006	84597	WESTERFIELD WAY	Additional Trash	1	\$ 9.72	\$ 116.64
CITY OF COACHELLA	768-191-007	84615	WESTERFIELD WAY	Trash Service	1	\$ 34.73	\$ 416.76
CITY OF COACHELLA	768-191-008	84631	WESTERFIELD WAY	Trash Service	1	\$ 34.73	\$ 416.76
CITY OF COACHELLA	768-191-009	84647	WESTERFIELD WAY	Trash Service	1	\$ 34.73	\$ 416.76
CITY OF COACHELLA	768-191-010	84663	WESTERFIELD WAY	Trash Service	1	\$ 34.73	\$ 416.76
CITY OF COACHELLA	768-191-010	84663	WESTERFIELD WAY	Additional Trash	1	\$ 9.72	\$ 116.64
CITY OF COACHELLA	768-191-011	84681	WESTERFIELD WAY	Trash Service	1	\$ 34.73	\$ 416.76
CITY OF COACHELLA	768-191-011	84681	WESTERFIELD WAY	Additional Trash	1	\$ 9.72	\$ 116.64
CITY OF COACHELLA	768-191-012	84697	WESTERFIELD WAY	Trash Service	1	\$ 34.73	\$ 416.76
CITY OF COACHELLA	768-191-013	84713	WESTERFIELD WAY	Trash Service	1	\$ 34.73	\$ 416.76
CITY OF COACHELLA	768-191-013	84713	WESTERFIELD WAY	Additional Trash	1	\$ 9.72	\$ 116.64
CITY OF COACHELLA	768-191-013	84713	WESTERFIELD WAY	Additional Recycle	1	\$ 9.72	\$ 116.64
CITY OF COACHELLA	768-191-014	84729	WESTERFIELD WAY	Trash Service	1	\$ 34.73	\$ 416.76
CITY OF COACHELLA	768-191-014	84729	WESTERFIELD WAY	Additional Trash	1	\$ 9.72	\$ 116.64
CITY OF COACHELLA	768-191-015	84747	WESTERFIELD WAY	Trash Service	1	\$ 34.73	\$ 416.76
CITY OF COACHELLA	768-191-015	84747	WESTERFIELD WAY	Additional Trash	1	\$ 9.72	\$ 116.64
CITY OF COACHELLA	768-191-016	84763	WESTERFIELD WAY	Trash Service	1	\$ 34.73	\$ 416.76
CITY OF COACHELLA	768-191-017	84779	WESTERFIELD WAY	Trash Service	1	\$ 34.73	\$ 416.76
CITY OF COACHELLA	768-191-018	84795	WESTERFIELD WAY	Trash Service	1	\$ 34.73	\$ 416.76
CITY OF COACHELLA	768-191-019	84796	SUNRISE AVE	Trash Service	1	\$ 34.73	\$ 416.76
CITY OF COACHELLA	768-191-019	84796	SUNRISE AVE	Additional Trash	1	\$ 9.72	\$ 116.64
CITY OF COACHELLA	768-191-020	84780	SUNRISE AVE	Trash Service	1	\$ 34.73	\$ 416.76
CITY OF COACHELLA	768-191-021	84764	SUNRISE AVE	Trash Service	1	\$ 34.73	\$ 416.76

### City of Coachella proposed 2024-25 Tax File

Customer Name	Parcel #	Address	Street	Service Level	Units	Total Monthly Rate	Total Annual Rate
CITY OF COACHELLA	768-191-022	84748	SUNRISE AVE	Trash Service	1	\$ 34.73	\$ 416.76
CITY OF COACHELLA	768-191-023	84732	SUNRISE AVE	Trash Service	1	\$ 34.73	\$ 416.76
CITY OF COACHELLA	768-191-024	84716	SUNRISE AVE	Trash Service	1	\$ 34.73	\$ 416.76
CITY OF COACHELLA	768-191-025	84700	SUNRISE AVE	Trash Service	1	\$ 34.73	\$ 416.76
CITY OF COACHELLA	768-191-025	84700	SUNRISE AVE	Additional Trash	1	\$ 9.72	\$ 116.64
CITY OF COACHELLA	768-191-026	84684	SUNRISE AVE	Trash Service	1	\$ 34.73	\$ 416.76
CITY OF COACHELLA	768-191-026	84684	SUNRISE AVE	Additional Trash	1	\$ 9.72	\$ 116.64
CITY OF COACHELLA	768-191-027	84668	SUNRISE AVE	Trash Service	1	\$ 34.73	\$ 416.76
CITY OF COACHELLA	768-191-027	84668	SUNRISE AVE	Additional Trash	1	\$ 9.72	\$ 116.64
CITY OF COACHELLA	768-191-028	84652	SUNRISE AVE	Trash Service	1	\$ 34.73	\$ 416.76
CITY OF COACHELLA	768-191-029	84636	SUNRISE AVE	Trash Service	1	\$ 34.73	\$ 416.76
CITY OF COACHELLA	768-191-029	84636	SUNRISE AVE	Additional Trash	1	\$ 9.72	\$ 116.64
CITY OF COACHELLA	768-191-030	84620	SUNRISE AVE	Trash Service	1	\$ 34.73	\$ 416.76
CITY OF COACHELLA	768-191-030	84620	SUNRISE AVE	Additional Trash	1	\$ 9.72	\$ 116.64
CITY OF COACHELLA	768-191-031	84604	SUNRISE AVE	Trash Service	1	\$ 34.73	\$ 416.76
CITY OF COACHELLA	768-191-032	84588	SUNRISE AVE	Trash Service	1	\$ 34.73	\$ 416.76
CITY OF COACHELLA	768-191-033	84572	SUNRISE AVE	Trash Service	1	\$ 34.73	\$ 416.76
CITY OF COACHELLA	768-191-034	50561	SUNBURST ST	Trash Service	1	\$ 34.73	\$ 416.76
CITY OF COACHELLA	768-191-034	50561	SUNBURST ST	Additional Trash	1	\$ 9.72	\$ 116.64
CITY OF COACHELLA	768-191-035	50581	SUNBURST ST	Trash Service	1	\$ 34.73	\$ 416.76
CITY OF COACHELLA	768-191-035	50581	SUNBURST ST	Additional Trash	1	\$ 9.72	\$ 116.64
CITY OF COACHELLA	768-191-036	50601	SUNBURST ST	Trash Service	1	\$ 34.73	\$ 416.76
CITY OF COACHELLA	768-191-037	50621	SUNBURST ST	Trash Service	1	\$ 34.73	\$ 416.76
CITY OF COACHELLA	768-191-038	50641	SUNBURST ST	Trash Service	1	\$ 34.73	\$ 416.76
CITY OF COACHELLA	768-191-039	50661	SUNBURST ST	Trash Service	1	\$ 34.73	\$ 416.76
CITY OF COACHELLA	768-191-040	50681	SUNBURST ST	Trash Service	1	\$ 34.73	\$ 416.76
CITY OF COACHELLA	768-191-040	50681	SUNBURST ST	Additional Trash	1	\$ 9.72	\$ 116.64
CITY OF COACHELLA	768-191-041	50701	SUNBURST ST	Trash Service	1	\$ 34.73	\$ 416.76
CITY OF COACHELLA	768-191-042	50721	SUNBURST ST	Trash Service	1	\$ 34.73	\$ 416.76
CITY OF COACHELLA	768-191-043	50741	SUNBURST ST	Trash Service	1	\$ 34.73	\$ 416.76
CITY OF COACHELLA	768-200-001	84862	SUNDANCE LANE	Trash Service	1	\$ 34.73	\$ 416.76
CITY OF COACHELLA	768-200-002	84852	SUNDANCE LANE	Trash Service	1	\$ 34.73	\$ 416.76
CITY OF COACHELLA	768-200-002	84852	SUNDANCE LANE	Additional Trash	1	\$ 9.72	\$ 116.64

### City of Coachella proposed 2024-25 Tax File

Customer Name	Parcel #	Address	Street	Service Level	Units	Total Monthly Rate	Total Annual Rate
CITY OF COACHELLA	768-200-003	84842	SUNDANCE LANE	Trash Service	1	\$ 34.73	\$ 416.76
CITY OF COACHELLA	768-200-003	84842	SUNDANCE LANE	Additional Trash	1	\$ 9.72	\$ 116.64
CITY OF COACHELLA	768-200-004	84832	SUNDANCE LANE	Trash Service	1	\$ 34.73	\$ 416.76
CITY OF COACHELLA	768-200-005	84822	SUNDANCE LANE	Trash Service	1	\$ 34.73	\$ 416.76
CITY OF COACHELLA	768-200-006	84812	SUNDANCE LANE	Trash Service	1	\$ 34.73	\$ 416.76
CITY OF COACHELLA	768-200-007	84802	SUNDANCE LANE	Trash Service	1	\$ 34.73	\$ 416.76
CITY OF COACHELLA	768-200-008	84792	SUNDANCE LANE	Trash Service	1	\$ 34.73	\$ 416.76
CITY OF COACHELLA	768-200-009	84791	SUNDANCE LANE	Trash Service	1	\$ 34.73	\$ 416.76
CITY OF COACHELLA	768-200-010	84801	SUNDANCE LANE	Trash Service	1	\$ 34.73	\$ 416.76
CITY OF COACHELLA	768-200-011	84811	SUNDANCE LANE	Trash Service	1	\$ 34.73	\$ 416.76
CITY OF COACHELLA	768-200-011	84811	SUNDANCE LANE	Additional Trash	1	\$ 9.72	\$ 116.64
CITY OF COACHELLA	768-200-012	84821	SUNDANCE LANE	Trash Service	1	\$ 34.73	\$ 416.76
CITY OF COACHELLA	768-200-012	84821	SUNDANCE LANE	Additional Trash	1	\$ 9.72	\$ 116.64
CITY OF COACHELLA	768-200-013	84831	SUNDANCE LANE	Trash Service	1	\$ 34.73	\$ 416.76
CITY OF COACHELLA	768-200-013	84831	SUNDANCE LANE	Additional Trash	1	\$ 9.72	\$ 116.64
CITY OF COACHELLA	768-200-014	84841	SUNDANCE LANE	Trash Service	1	\$ 34.73	\$ 416.76
CITY OF COACHELLA	768-200-014	84841	SUNDANCE LANE	Additional Trash	1	\$ 9.72	\$ 116.64
CITY OF COACHELLA	768-200-015	84851	SUNDANCE LANE	Trash Service	1	\$ 34.73	\$ 416.76
CITY OF COACHELLA	768-200-015	84851	SUNDANCE LANE	Additional Trash	1	\$ 9.72	\$ 116.64
CITY OF COACHELLA	768-200-016	84861	SUNDANCE LANE	Trash Service	1	\$ 34.73	\$ 416.76
CITY OF COACHELLA	768-200-016	84861	SUNDANCE LANE	Additional Trash	1	\$ 9.72	\$ 116.64
CITY OF COACHELLA	768-200-017	84872	SUNSHINE LANE	Trash Service	1	\$ 34.73	\$ 416.76
CITY OF COACHELLA	768-200-018	84862	SUNSHINE LANE	Trash Service	1	\$ 34.73	\$ 416.76
CITY OF COACHELLA	768-200-019	84852	SUNSHINE LANE	Trash Service	1	\$ 34.73	\$ 416.76
CITY OF COACHELLA	768-200-019	84852	SUNSHINE LANE	Additional Trash	1	\$ 9.72	\$ 116.64
CITY OF COACHELLA	768-200-020	84842	SUNSHINE LANE	Trash Service	1	\$ 34.73	\$ 416.76
CITY OF COACHELLA	768-200-021	84832	SUNSHINE LANE	Trash Service	1	\$ 34.73	\$ 416.76
CITY OF COACHELLA	768-200-022	84822	SUNSHINE LANE	Trash Service	1	\$ 34.73	\$ 416.76
CITY OF COACHELLA	768-200-023	84812	SUNSHINE LANE	Trash Service	1	\$ 34.73	\$ 416.76
CITY OF COACHELLA	768-200-023	84812	SUNSHINE LANE	Additional Trash	2	\$ 19.44	\$ 233.28
CITY OF COACHELLA	768-200-024	84802	SUNSHINE LANE	Trash Service	1	\$ 34.73	\$ 416.76
CITY OF COACHELLA	768-200-025	84792	SUNSHINE LANE	Trash Service	1	\$ 34.73	\$ 416.76
CITY OF COACHELLA	768-200-025	84792	SUNSHINE LANE	Additional Trash	1	\$ 9.72	\$ 116.64

### City of Coachella proposed 2024-25 Tax File

Customer Name	Parcel #	Address	Street	Service Level	Units	Total Monthly Rate	Total Annual Rate
CITY OF COACHELLA	768-200-026	50862	SUNBURST ST	Trash Service	1	\$ 34.73	\$ 416.76
CITY OF COACHELLA	768-200-026	50862	SUNBURST ST	Additional Trash	1	\$ 9.72	\$ 116.64
CITY OF COACHELLA	768-200-027	50842	SUNBURST ST	Trash Service	1	\$ 34.73	\$ 416.76
CITY OF COACHELLA	768-200-027	50842	SUNBURST ST	Additional Trash	1	\$ 9.72	\$ 116.64
CITY OF COACHELLA	768-200-028	50822	SUNBURST ST	Trash Service	1	\$ 34.73	\$ 416.76
CITY OF COACHELLA	768-200-028	50822	SUNBURST ST	Additional Organics	1	\$ 9.72	\$ 116.64
CITY OF COACHELLA	768-200-029	50802	SUNBURST ST	Trash Service	1	\$ 34.73	\$ 416.76
CITY OF COACHELLA	768-200-029	50802	SUNBURST ST	Additional Trash	1	\$ 9.72	\$ 116.64
CITY OF COACHELLA	768-200-030	50782	SUNBURST ST	Trash Service	1	\$ 34.73	\$ 416.76
CITY OF COACHELLA	768-200-030	50782	SUNBURST ST	Additional Trash	1	\$ 9.72	\$ 116.64
CITY OF COACHELLA	768-200-031	50762	SUNBURST ST	Trash Service	1	\$ 34.73	\$ 416.76
CITY OF COACHELLA	768-201-001	50761	SUNBURST ST	Trash Service	1	\$ 34.73	\$ 416.76
CITY OF COACHELLA	768-201-002	50781	SUNBURST ST	Trash Service	1	\$ 34.73	\$ 416.76
CITY OF COACHELLA	768-201-003	50801	SUNBURST ST	Trash Service	1	\$ 34.73	\$ 416.76
CITY OF COACHELLA	768-201-004	50821	SUNBURST ST	Trash Service	1	\$ 34.73	\$ 416.76
CITY OF COACHELLA	768-201-005	50841	SUNBURST ST	Trash Service	2	\$ 69.46	\$ 833.52
CITY OF COACHELLA	768-201-005	50841	SUNBURST ST	Additional Trash	1	\$ 9.72	\$ 116.64
CITY OF COACHELLA	768-201-006	50861	SUNBURST ST	Trash Service	1	\$ 34.73	\$ 416.76
CITY OF COACHELLA	768-201-006	50861	SUNBURST ST	Additional Trash	1	\$ 9.72	\$ 116.64
CITY OF COACHELLA	768-201-007	50881	SUNBURST ST	Trash Service	1	\$ 34.73	\$ 416.76
CITY OF COACHELLA	768-201-007	50881	SUNBURST ST	Additional Trash	1	\$ 9.72	\$ 116.64
CITY OF COACHELLA	768-201-008	84761	SUNSHINE LANE	Trash Service	1	\$ 34.73	\$ 416.76
CITY OF COACHELLA	768-201-008	84761	SUNSHINE LANE	Additional Trash	1	\$ 9.72	\$ 116.64
CITY OF COACHELLA	768-201-009	84771	SUNSHINE LANE	Trash Service	1	\$ 34.73	\$ 416.76
CITY OF COACHELLA	768-201-010	84781	SUNSHINE LANE	Trash Service	1	\$ 34.73	\$ 416.76
CITY OF COACHELLA	768-201-011	84791	SUNSHINE LANE	Trash Service	1	\$ 34.73	\$ 416.76
CITY OF COACHELLA	768-201-012	84801	SUNSHINE LANE	Trash Service	1	\$ 34.73	\$ 416.76
CITY OF COACHELLA	768-201-013	84811	SUNSHINE LANE	Trash Service	1	\$ 34.73	\$ 416.76
CITY OF COACHELLA	768-201-014	84821	SUNSHINE LANE	Trash Service	1	\$ 34.73	\$ 416.76
CITY OF COACHELLA	768-201-015	84831	SUNSHINE LANE	Trash Service	2	\$ 69.46	\$ 833.52
CITY OF COACHELLA	768-201-016	84841	SUNSHINE LANE	Trash Service	1	\$ 34.73	\$ 416.76
CITY OF COACHELLA	768-201-016	84841	SUNSHINE LANE	Additional Trash	1	\$ 9.72	\$ 116.64
CITY OF COACHELLA	768-201-017	84851	SUNSHINE LANE	Trash Service	1	\$ 34.73	\$ 416.76

### City of Coachella proposed 2024-25 Tax File

Customer Name	Parcel #	Address	Street	Service Level	Units	Total Monthly Rate	Total Annual Rate
CITY OF COACHELLA	768-201-017	84851	SUNSHINE LANE	Additional Trash	1	\$ 9.72	\$ 116.64
CITY OF COACHELLA	768-201-018	84861	SUNSHINE LANE	Trash Service	1	\$ 34.73	\$ 416.76
CITY OF COACHELLA	768-201-019	84871	SUNSHINE LANE	Trash Service	1	\$ 34.73	\$ 416.76
CITY OF COACHELLA	768-210-012	84655	AVE 51	Trash Service	1	\$ 34.73	\$ 416.76
CITY OF COACHELLA	768-210-013	84657	AVE 51	Trash Service	1	\$ 34.73	\$ 416.76
CITY OF COACHELLA	768-210-038	84615	AVE 51	Trash Service	1	\$ 34.73	\$ 416.76
CITY OF COACHELLA	768-210-038	84615	AVE 51	Additional Trash	2	\$ 19.44	\$ 233.28
CITY OF COACHELLA	768-210-039	84571	AVE 51	Trash Service	1	\$ 34.73	\$ 416.76
CITY OF COACHELLA	768-210-039	84571	AVE 51	Additional Trash	1	\$ 9.72	\$ 116.64
CITY OF COACHELLA	768-210-039	84571	AVE 51	Additional Recycle	1	\$ 9.72	\$ 116.64
CITY OF COACHELLA	768-221-001	84629	BAGDAD AVE	Trash Service	1	\$ 34.73	\$ 416.76
CITY OF COACHELLA	768-221-001	84629	BAGDAD AVE	Additional Trash	1	\$ 9.72	\$ 116.64
CITY OF COACHELLA	768-221-002	84640	BAGDAD AVE	Trash Service	1	\$ 34.73	\$ 416.76
CITY OF COACHELLA	768-221-003	84639	BAGDAD AVE	Trash Service	1	\$ 34.73	\$ 416.76
CITY OF COACHELLA	768-221-004	84659	BAGDAD AVE	Trash Service	1	\$ 34.73	\$ 416.76
CITY OF COACHELLA	768-221-005	84671	BAGDAD AVE	Trash Service	1	\$ 34.73	\$ 416.76
CITY OF COACHELLA	768-221-005	84671	BAGDAD AVE	Additional Trash	1	\$ 9.72	\$ 116.64
CITY OF COACHELLA	768-221-006	84684	BAGDAD AVE	Trash Service	1	\$ 34.73	\$ 416.76
CITY OF COACHELLA	768-221-008	84691	BAGDAD AVE	Trash Service	1	\$ 34.73	\$ 416.76
CITY OF COACHELLA	768-221-008	84691	BAGDAD AVE	Additional Trash	2	\$ 19.44	\$ 233.28
CITY OF COACHELLA	768-221-008	84691	BAGDAD AVE	Additional Recycle	1	\$ 9.72	\$ 116.64
CITY OF COACHELLA	768-221-009	84701	BAGDAD AVE	Trash Service	1	\$ 34.73	\$ 416.76
CITY OF COACHELLA	768-221-009	84701	BAGDAD AVE	Additional Trash	1	\$ 9.72	\$ 116.64
CITY OF COACHELLA	768-221-010	84725	BAGDAD AVE	Trash Service	1	\$ 34.73	\$ 416.76
CITY OF COACHELLA	768-221-010	84725	BAGDAD AVE	Additional Trash	1	\$ 9.72	\$ 116.64
CITY OF COACHELLA	768-221-011	84729	BAGDAD AVE	Trash Service	1	\$ 34.73	\$ 416.76
CITY OF COACHELLA	768-221-012	84630	DAMASCUS AVE	Trash Service	1	\$ 34.73	\$ 416.76
CITY OF COACHELLA	768-221-012	84630	DAMASCUS AVE	Additional Trash	1	\$ 9.72	\$ 116.64
CITY OF COACHELLA	768-221-013	84640	DAMASCUS AVE	Trash Service	1	\$ 34.73	\$ 416.76
CITY OF COACHELLA	768-221-014	84650	DAMASCUS AVE	Trash Service	1	\$ 34.73	\$ 416.76
CITY OF COACHELLA	768-221-015	84664	DAMASCUS AVE	Trash Service	1	\$ 34.73	\$ 416.76
CITY OF COACHELLA	768-221-015	84664	DAMASCUS AVE	Additional Trash	1	\$ 9.72	\$ 116.64
CITY OF COACHELLA	768-221-016	84672	DAMASCUS AVE	Trash Service	1	\$ 34.73	\$ 416.76

### City of Coachella proposed 2024-25 Tax File

Customer Name	Parcel #	Address	Street	Service Level	Units	Total Monthly Rate	Total Annual Rate
CITY OF COACHELLA	768-221-017	84679	DAMASCUS AVE	Trash Service	1	\$ 34.73	\$ 416.76
CITY OF COACHELLA	768-221-017	84679	DAMASCUS AVE	Additional Trash	1	\$ 9.72	\$ 116.64
CITY OF COACHELLA	768-221-018	84688	DAMASCUS AVE	Trash Service	1	\$ 34.73	\$ 416.76
CITY OF COACHELLA	768-221-018	84688	DAMASCUS AVE	Additional Trash	1	\$ 9.72	\$ 116.64
CITY OF COACHELLA	768-221-019	84690	DAMASCUS AVE	Trash Service	1	\$ 34.73	\$ 416.76
CITY OF COACHELLA	768-221-019	84690	DAMASCUS AVE	Additional Trash	1	\$ 9.72	\$ 116.64
CITY OF COACHELLA	768-221-020	84706	DAMASCUS AVE	Trash Service	1	\$ 34.73	\$ 416.76
CITY OF COACHELLA	768-221-020	84706	DAMASCUS AVE	Additional Trash	1	\$ 9.72	\$ 116.64
CITY OF COACHELLA	768-221-021	84716	DAMASCUS AVE	Trash Service	1	\$ 34.73	\$ 416.76
CITY OF COACHELLA	768-221-022	84734	DAMASCUS AVE	Trash Service	1	\$ 34.73	\$ 416.76
CITY OF COACHELLA	768-221-022	84734	DAMASCUS AVE	Additional Trash	1	\$ 9.72	\$ 116.64
CITY OF COACHELLA	768-221-023	84738	DAMASCUS AVE	Trash Service	1	\$ 34.73	\$ 416.76
CITY OF COACHELLA	768-222-001	51722	DOUMA ST	Trash Service	1	\$ 34.73	\$ 416.76
CITY OF COACHELLA	768-222-001	51722	DOUMA ST	Additional Trash	1	\$ 9.72	\$ 116.64
CITY OF COACHELLA	768-222-002	51710	DOUMA ST	Trash Service	1	\$ 34.73	\$ 416.76
CITY OF COACHELLA	768-222-002	51710	DOUMA ST	Additional Trash	1	\$ 9.72	\$ 116.64
CITY OF COACHELLA	768-222-011	51661	CALLE TORRES ORDUN	Trash Service	1	\$ 34.73	\$ 416.76
CITY OF COACHELLA	768-222-011	51661	CALLE TORRES ORDUN	Additional Trash	1	\$ 9.72	\$ 116.64
CITY OF COACHELLA	768-222-012	51691	CALLE TORRES ORDUN	Trash Service	1	\$ 34.73	\$ 416.76
CITY OF COACHELLA	768-222-013	51721	CALLE TORRES ORDUN	Trash Service	1	\$ 34.73	\$ 416.76
CITY OF COACHELLA	768-222-013	51721	CALLE TORRES ORDUN	Additional Trash	1	\$ 9.72	\$ 116.64
CITY OF COACHELLA	768-222-014	84708	DOUMA CT	Trash Service	1	\$ 34.73	\$ 416.76
CITY OF COACHELLA	768-223-002	51672	CALLE TORRES ORDUN	Trash Service	1	\$ 34.73	\$ 416.76
CITY OF COACHELLA	768-223-002	51672	CALLE TORRES ORDUN	Additional Trash	1	\$ 9.72	\$ 116.64
CITY OF COACHELLA	768-223-002	51672	CALLE TORRES ORDUN	Additional Recycle	1	\$ 9.72	\$ 116.64
CITY OF COACHELLA	768-223-003	51722	CALLE TORRES ORDUN	Trash Service	1	\$ 34.73	\$ 416.76
CITY OF COACHELLA	768-223-003	51722	CALLE TORRES ORDUN	Additional Trash	1	\$ 9.72	\$ 116.64
CITY OF COACHELLA	768-223-004	51742	CALLE TORRES ORDUN	Trash Service	1	\$ 34.73	\$ 416.76
CITY OF COACHELLA	768-231-001	51502	CALLE AVILA	Trash Service	1	\$ 34.73	\$ 416.76
CITY OF COACHELLA	768-231-001	51502	CALLE AVILA	Additional Trash	1	\$ 9.72	\$ 116.64
CITY OF COACHELLA	768-231-002	51522	CALLE AVILA	Trash Service	1	\$ 34.73	\$ 416.76
CITY OF COACHELLA	768-231-003	51530	CALLE AVILA	Trash Service	1	\$ 34.73	\$ 416.76
CITY OF COACHELLA	768-231-004	51558	CALLE AVILA	Trash Service	1	\$ 34.73	\$ 416.76

### City of Coachella proposed 2024-25 Tax File

Customer Name	Parcel #	Address	Street	Service Level	Units	Total Monthly Rate	Total Annual Rate
CITY OF COACHELLA	768-231-005	51572	CALLE AVILA	Trash Service	1	\$ 34.73	\$ 416.76
CITY OF COACHELLA	768-231-005	51572	CALLE AVILA	Additional Trash	1	\$ 9.72	\$ 116.64
CITY OF COACHELLA	768-231-006	51628	CALLE AVILA	Trash Service	1	\$ 34.73	\$ 416.76
CITY OF COACHELLA	768-231-007	51638	CALLE AVILA	Trash Service	1	\$ 34.73	\$ 416.76
CITY OF COACHELLA	768-231-008	51648	CALLE AVILA	Trash Service	1	\$ 34.73	\$ 416.76
CITY OF COACHELLA	768-231-008	51648	CALLE AVILA	Additional Trash	1	\$ 9.72	\$ 116.64
CITY OF COACHELLA	768-231-009	51666	CALLE AVILA	Trash Service	1	\$ 34.73	\$ 416.76
CITY OF COACHELLA	768-231-009	51666	CALLE AVILA	Additional Trash	1	\$ 9.72	\$ 116.64
CITY OF COACHELLA	768-231-010	51668	CALLE AVILA	Trash Service	1	\$ 34.73	\$ 416.76
CITY OF COACHELLA	768-231-011	84884	CAIRO AVE	Trash Service	1	\$ 34.73	\$ 416.76
CITY OF COACHELLA	768-231-013	51617	CALLE CAMACHO	Trash Service	1	\$ 34.73	\$ 416.76
CITY OF COACHELLA	768-231-013	51617	CALLE CAMACHO	Additional Trash	1	\$ 9.72	\$ 116.64
CITY OF COACHELLA	768-231-014	51607	CALLE CAMACHO	Trash Service	1	\$ 34.73	\$ 416.76
CITY OF COACHELLA	768-231-014	51607	CALLE CAMACHO	Additional Trash	1	\$ 9.72	\$ 116.64
CITY OF COACHELLA	768-231-015	51651	CALLE CAMACHO	Trash Service	1	\$ 34.73	\$ 416.76
CITY OF COACHELLA	768-231-016	51573	CALLE CAMACHO	Trash Service	2	\$ 69.46	\$ 833.52
CITY OF COACHELLA	768-231-017	51555	CALLE CAMACHO	Trash Service	1	\$ 34.73	\$ 416.76
CITY OF COACHELLA	768-231-018	51537	CALLE CAMACHO	Trash Service	2	\$ 69.46	\$ 833.52
CITY OF COACHELLA	768-231-018	51537	CALLE CAMACHO	Additional Trash	1	\$ 9.72	\$ 116.64
CITY OF COACHELLA	768-231-020	84946	BAGDAD AVE	Trash Service	1	\$ 34.73	\$ 416.76
CITY OF COACHELLA	768-231-020	84946	BAGDAD AVE	Additional Trash	1	\$ 9.72	\$ 116.64
CITY OF COACHELLA	768-232-001	51512	CALLE CAMACHO	Trash Service	1	\$ 34.73	\$ 416.76
CITY OF COACHELLA	768-232-002	51522	CALLE CAMACHO	Trash Service	1	\$ 34.73	\$ 416.76
CITY OF COACHELLA	768-232-003	51544	CALLE CAMACHO	Trash Service	3	\$ 104.19	\$ 1,250.28
CITY OF COACHELLA	768-232-004	51558	CALLE CAMACHO	Trash Service	1	\$ 34.73	\$ 416.76
CITY OF COACHELLA	768-232-005	51572	CALLE CAMACHO	Trash Service	1	\$ 34.73	\$ 416.76
CITY OF COACHELLA	768-232-005	51572	CALLE CAMACHO	Additional Trash	1	\$ 9.72	\$ 116.64
CITY OF COACHELLA	768-232-006	51628	CALLE CAMACHO	Trash Service	1	\$ 34.73	\$ 416.76
CITY OF COACHELLA	768-232-006	51628	CALLE CAMACHO	Additional Trash	1	\$ 9.72	\$ 116.64
CITY OF COACHELLA	768-232-007	51638	CALLE CAMACHO	Trash Service	1	\$ 34.73	\$ 416.76
CITY OF COACHELLA	768-232-008	51648	CALLE CAMACHO	Trash Service	1	\$ 34.73	\$ 416.76
CITY OF COACHELLA	768-232-008	51648	CALLE CAMACHO	Additional Trash	1	\$ 9.72	\$ 116.64
CITY OF COACHELLA	768-232-009	51656	CALLE CAMACHO	Trash Service	1	\$ 34.73	\$ 416.76



### City of Coachella proposed 2024-25 Tax File

Customer Name	Parcel #	Address	Street	Service Level	Units	Total Monthly Rate	Total Annual Rate
CITY OF COACHELLA	768-232-012	51595	HARRISON ST	Trash Service	1	\$ 34.73	\$ 416.76
CITY OF COACHELLA	768-241-001	51724	DOUMA ST	Trash Service	1	\$ 34.73	\$ 416.76
CITY OF COACHELLA	768-241-002	51742	DOUMA ST	Trash Service	3	\$ 104.19	\$ 1,250.28
CITY OF COACHELLA	768-241-002	51742	DOUMA ST	Additional Trash	1	\$ 9.72	\$ 116.64
CITY OF COACHELLA	768-241-003	51764	DOUMA ST	Trash Service	1	\$ 34.73	\$ 416.76
CITY OF COACHELLA	768-241-004	51782	DOUMA ST	Trash Service	1	\$ 34.73	\$ 416.76
CITY OF COACHELLA	768-241-005	51820	DOUMA ST	Trash Service	1	\$ 34.73	\$ 416.76
CITY OF COACHELLA	768-241-006	51872	DOUMA ST	Trash Service	1	\$ 34.73	\$ 416.76
CITY OF COACHELLA	768-241-006	51872	DOUMA ST	Additional Trash	1	\$ 9.72	\$ 116.64
CITY OF COACHELLA	768-241-007	51946	DOUMA ST	Trash Service	1	\$ 34.73	\$ 416.76
CITY OF COACHELLA	768-241-007	51946	DOUMA ST	Additional Trash	1	\$ 9.72	\$ 116.64
CITY OF COACHELLA	768-241-008	51964	DOUMA ST	Trash Service	1	\$ 34.73	\$ 416.76
CITY OF COACHELLA	768-241-009	84627	AVE 52	Trash Service	1	\$ 34.73	\$ 416.76
CITY OF COACHELLA	768-241-010	84657	AVE 52	Trash Service	1	\$ 34.73	\$ 416.76
CITY OF COACHELLA	768-241-011	84687	AVE 52	Trash Service	1	\$ 34.73	\$ 416.76
CITY OF COACHELLA	768-241-012	84699	AVE 52	Trash Service	1	\$ 34.73	\$ 416.76
CITY OF COACHELLA	768-241-012	84699	AVE 52	Additional Trash	1	\$ 9.72	\$ 116.64
CITY OF COACHELLA	768-241-013	51873	LORENZA LANE	Trash Service	1	\$ 34.73	\$ 416.76
CITY OF COACHELLA	768-241-013	51873	LORENZA LANE	Additional Trash	1	\$ 9.72	\$ 116.64
CITY OF COACHELLA	768-241-014	51821	LORENZA LANE	Trash Service	1	\$ 34.73	\$ 416.76
CITY OF COACHELLA	768-241-015	51767	LORENZA LANE	Trash Service	1	\$ 34.73	\$ 416.76
CITY OF COACHELLA	768-241-016	51761	LORENZA LANE	Trash Service	2	\$ 69.46	\$ 833.52
CITY OF COACHELLA	768-241-017	51733	LORENZA LANE	Trash Service	1	\$ 34.73	\$ 416.76
CITY OF COACHELLA	768-241-018	51721	LORENZA LANE	Trash Service	1	\$ 34.73	\$ 416.76
CITY OF COACHELLA	768-242-001	51712	LORENZA LANE	Trash Service	1	\$ 34.73	\$ 416.76
CITY OF COACHELLA	768-242-001	51712	LORENZA LANE	Additional Trash	1	\$ 9.72	\$ 116.64
CITY OF COACHELLA	768-242-002	84715	AVE 52	Trash Service	1	\$ 34.73	\$ 416.76
CITY OF COACHELLA	768-242-003	51716	LORENZA LANE	Trash Service	1	\$ 34.73	\$ 416.76
CITY OF COACHELLA	768-242-004	84786	AVE 52	Trash Service	2	\$ 69.46	\$ 833.52
CITY OF COACHELLA	768-242-004	51788	LORENZA LANE	Trash Service	1	\$ 34.73	\$ 416.76
CITY OF COACHELLA	768-242-005	84735	AVE 52	Trash Service	1	\$ 34.73	\$ 416.76
CITY OF COACHELLA	768-242-006	84743	AVE 52	Trash Service	1	\$ 34.73	\$ 416.76
CITY OF COACHELLA	768-242-007	51941	CALLE TORRES ORDUN	Trash Service	1	\$ 34.73	\$ 416.76

### City of Coachella proposed 2024-25 Tax File

Customer Name	Parcel #	Address	Street	Service Level	Units	Total Monthly Rate	Total Annual Rate
CITY OF COACHELLA	768-242-007	51941	CALLE TORRES ORDUN	Additional Trash	1	\$ 9.72	\$ 116.64
CITY OF COACHELLA	768-242-008	51911	CALLE TORRES ORDUN	Trash Service	1	\$ 34.73	\$ 416.76
CITY OF COACHELLA	768-242-008	51911	CALLE TORRES ORDUN	Additional Trash	1	\$ 9.72	\$ 116.64
CITY OF COACHELLA	768-242-009	51881	CALLE TORRES ORDUN	Trash Service	1	\$ 34.73	\$ 416.76
CITY OF COACHELLA	768-242-010	51851	CALLE TORRES ORDUN	Trash Service	1	\$ 34.73	\$ 416.76
CITY OF COACHELLA	768-242-010	51851	CALLE TORRES ORDUN	Additional Trash	1	\$ 9.72	\$ 116.64
CITY OF COACHELLA	768-242-011	51821	CALLE TORRES ORDUN	Trash Service	1	\$ 34.73	\$ 416.76
CITY OF COACHELLA	768-242-011	51821	CALLE TORRES ORDUN	Additional Trash	1	\$ 9.72	\$ 116.64
CITY OF COACHELLA	768-242-012	51791	CALLE TORRES ORDUN	Trash Service	1	\$ 34.73	\$ 416.76
CITY OF COACHELLA	768-242-012	51791	CALLE TORRES ORDUN	Additional Trash	1	\$ 9.72	\$ 116.64
CITY OF COACHELLA	768-242-013	51761	CALLE TORRES ORDUN	Trash Service	1	\$ 34.73	\$ 416.76
CITY OF COACHELLA	768-242-013	51761	CALLE TORRES ORDUN	Additional Recycle	1	\$ 9.72	\$ 116.64
CITY OF COACHELLA	768-242-013	51761	CALLE TORRES ORDUN	Additional Trash	1	\$ 9.72	\$ 116.64
CITY OF COACHELLA	768-242-013	51761	CALLE TORRES ORDUN	Additional Organics	1	\$ 9.72	\$ 116.64
CITY OF COACHELLA	768-243-001	51762	CALLE TORRES ORDUN	Trash Service	1	\$ 34.73	\$ 416.76
CITY OF COACHELLA	768-243-002	51792	CALLE TORRES ORDUN	Trash Service	1	\$ 34.73	\$ 416.76
CITY OF COACHELLA	768-243-002	51792	CALLE TORRES ORDUN	Additional Trash	1	\$ 9.72	\$ 116.64
CITY OF COACHELLA	768-243-003	51836	CALLE TORRES ORDUN	Trash Service	1	\$ 34.73	\$ 416.76
CITY OF COACHELLA	768-243-003	51836	CALLE TORRES ORDUN	Additional Trash	1	\$ 9.72	\$ 116.64
CITY OF COACHELLA	768-243-004	51886	CALLE TORRES ORDUN	Trash Service	1	\$ 34.73	\$ 416.76
CITY OF COACHELLA	768-243-005	51910	CALLE TORRES ORDUN	Trash Service	1	\$ 34.73	\$ 416.76
CITY OF COACHELLA	768-243-007	51964	CALLE TORRES ORDUN	Trash Service	1	\$ 34.73	\$ 416.76
CITY OF COACHELLA	768-243-007	51964	CALLE TORRES ORDUN	Additional Trash	1	\$ 9.72	\$ 116.64
CITY OF COACHELLA	768-243-010	84751	AVE 52	Trash Service	1	\$ 34.73	\$ 416.76
CITY OF COACHELLA	768-250-001	51837	CALLE EMPALME	Trash Service	1	\$ 34.73	\$ 416.76
CITY OF COACHELLA	768-250-002	51855	CALLE EMPALME	Trash Service	1	\$ 34.73	\$ 416.76
CITY OF COACHELLA	768-250-002	51855	CALLE EMPALME	Additional Trash	1	\$ 9.72	\$ 116.64
CITY OF COACHELLA	768-250-003	51909	CALLE EMPALME	Trash Service	1	\$ 34.73	\$ 416.76
CITY OF COACHELLA	768-250-003	51909	CALLE EMPALME	Additional Organics	1	\$ 9.72	\$ 116.64
CITY OF COACHELLA	768-250-005	84761	AVE 52	Trash Service	1	\$ 34.73	\$ 416.76
CITY OF COACHELLA	768-250-005	84761	AVE 52	Additional Trash	1	\$ 9.72	\$ 116.64
CITY OF COACHELLA	768-251-001	51836	CALLE EMPALME	Trash Service	1	\$ 34.73	\$ 416.76
CITY OF COACHELLA	768-251-002	51854	CALLE EMPALME	Trash Service	1	\$ 34.73	\$ 416.76

### City of Coachella proposed 2024-25 Tax File

Customer Name	Parcel #	Address	Street	Service Level	Units	Total Monthly Rate	Total Annual Rate
CITY OF COACHELLA	768-251-003	51872	CALLE EMPALME	Trash Service	1	\$ 34.73	\$ 416.76
CITY OF COACHELLA	768-251-004	51890	CALLE EMPALME	Trash Service	1	\$ 34.73	\$ 416.76
CITY OF COACHELLA	768-251-004	51890	CALLE EMPALME	Additional Trash	1	\$ 9.72	\$ 116.64
CITY OF COACHELLA	768-251-005	51908	CALLE EMPALME	Trash Service	1	\$ 34.73	\$ 416.76
CITY OF COACHELLA	768-251-005	51908	CALLE EMPALME	Additional Trash	1	\$ 9.72	\$ 116.64
CITY OF COACHELLA	768-251-006	51926	CALLE EMPALME	Trash Service	1	\$ 34.73	\$ 416.76
CITY OF COACHELLA	768-251-006	51926	CALLE EMPALME	Additional Trash	1	\$ 9.72	\$ 116.64
CITY OF COACHELLA	768-251-007	51944	CALLE EMPALME	Trash Service	1	\$ 34.73	\$ 416.76
CITY OF COACHELLA	768-251-007	51944	CALLE EMPALME	Additional Trash	1	\$ 9.72	\$ 116.64
CITY OF COACHELLA	768-251-008	51962	CALLE EMPALME	Trash Service	1	\$ 34.73	\$ 416.76
CITY OF COACHELLA	768-251-009	51980	CALLE EMPALME	Trash Service	1	\$ 34.73	\$ 416.76
CITY OF COACHELLA	768-251-010	51837	CALLE TECHA	Trash Service	1	\$ 34.73	\$ 416.76
CITY OF COACHELLA	768-251-011	51855	CALLE TECHA	Trash Service	1	\$ 34.73	\$ 416.76
CITY OF COACHELLA	768-251-012	51873	CALLE TECHA	Trash Service	1	\$ 34.73	\$ 416.76
CITY OF COACHELLA	768-251-013	51891	CALLE TECHA	Trash Service	1	\$ 34.73	\$ 416.76
CITY OF COACHELLA	768-251-014	51909	CALLE TECHA	Trash Service	1	\$ 34.73	\$ 416.76
CITY OF COACHELLA	768-251-014	51909	CALLE TECHA	Additional Trash	1	\$ 9.72	\$ 116.64
CITY OF COACHELLA	768-251-015	51927	CALLE TECHA	Trash Service	1	\$ 34.73	\$ 416.76
CITY OF COACHELLA	768-251-015	51927	CALLE TECHA	Additional Trash	1	\$ 9.72	\$ 116.64
CITY OF COACHELLA	768-251-015	51927	CALLE TECHA	Additional Organics	1	\$ 9.72	\$ 116.64
CITY OF COACHELLA	768-251-015	51927	CALLE TECHA	Additional Recycle	1	\$ 9.72	\$ 116.64
CITY OF COACHELLA	768-251-016	51945	CALLE TECHA	Trash Service	1	\$ 34.73	\$ 416.76
CITY OF COACHELLA	768-251-016	51945	CALLE TECHA	Additional Trash	1	\$ 9.72	\$ 116.64
CITY OF COACHELLA	768-251-017	51963	CALLE TECHA	Trash Service	1	\$ 34.73	\$ 416.76
CITY OF COACHELLA	768-251-017	51963	CALLE TECHA	Additional Trash	1	\$ 9.72	\$ 116.64
CITY OF COACHELLA	768-251-018	51981	CALLE TECHA	Trash Service	1	\$ 34.73	\$ 416.76
CITY OF COACHELLA	768-251-018	51981	CALLE TECHA	Additional Trash	1	\$ 9.72	\$ 116.64
CITY OF COACHELLA	768-252-001	51836	CALLE TECHA	Trash Service	1	\$ 34.73	\$ 416.76
CITY OF COACHELLA	768-252-001	51836	CALLE TECHA	Additional Trash	2	\$ 19.44	\$ 233.28
CITY OF COACHELLA	768-252-001	51836	CALLE TECHA	Additional Recycle	1	\$ 9.72	\$ 116.64
CITY OF COACHELLA	768-252-002	51854	CALLE TECHA	Trash Service	1	\$ 34.73	\$ 416.76
CITY OF COACHELLA	768-252-002	51854	CALLE TECHA	Additional Trash	1	\$ 9.72	\$ 116.64
CITY OF COACHELLA	768-252-003	51872	CALLE TECHA	Trash Service	1	\$ 34.73	\$ 416.76

### City of Coachella proposed 2024-25 Tax File

Customer Name	Parcel #	Address	Street	Service Level	Units	Total Monthly Rate	Total Annual Rate
CITY OF COACHELLA	768-252-004	51890	CALLE TECHA	Trash Service	1	\$ 34.73	\$ 416.76
CITY OF COACHELLA	768-252-004	51890	CALLE TECHA	Additional Trash	1	\$ 9.72	\$ 116.64
CITY OF COACHELLA	768-252-005	51908	CALLE TECHA	Trash Service	1	\$ 34.73	\$ 416.76
CITY OF COACHELLA	768-252-006	51926	CALLE TECHA	Trash Service	1	\$ 34.73	\$ 416.76
CITY OF COACHELLA	768-252-006	51926	CALLE TECHA	Additional Trash	1	\$ 9.72	\$ 116.64
CITY OF COACHELLA	768-252-007	51944	CALLE TECHA	Trash Service	1	\$ 34.73	\$ 416.76
CITY OF COACHELLA	768-252-008	51962	CALLE TECHA	Trash Service	1	\$ 34.73	\$ 416.76
CITY OF COACHELLA	768-252-008	51962	CALLE TECHA	Additional Trash	1	\$ 9.72	\$ 116.64
CITY OF COACHELLA	768-252-009	84831	AVE 52	Trash Service	1	\$ 34.73	\$ 416.76
CITY OF COACHELLA	768-252-009	84831	AVE 52	Additional Trash	1	\$ 9.72	\$ 116.64
CITY OF COACHELLA	768-252-010	51837	CALLE AVILA	Trash Service	1	\$ 34.73	\$ 416.76
CITY OF COACHELLA	768-252-010	51837	CALLE AVILA	Additional Trash	1	\$ 9.72	\$ 116.64
CITY OF COACHELLA	768-252-011	51855	CALLE AVILA	Trash Service	1	\$ 34.73	\$ 416.76
CITY OF COACHELLA	768-252-012	51873	CALLE AVILA	Trash Service	1	\$ 34.73	\$ 416.76
CITY OF COACHELLA	768-252-013	51891	CALLE AVILA	Trash Service	1	\$ 34.73	\$ 416.76
CITY OF COACHELLA	768-252-013	51891	CALLE AVILA	Additional Trash	1	\$ 9.72	\$ 116.64
CITY OF COACHELLA	768-252-014	51909	CALLE AVILA	Trash Service	1	\$ 34.73	\$ 416.76
CITY OF COACHELLA	768-252-015	51927	CALLE AVILA	Trash Service	1	\$ 34.73	\$ 416.76
CITY OF COACHELLA	768-252-015	51927	CALLE AVILA	Additional Trash	1	\$ 9.72	\$ 116.64
CITY OF COACHELLA	768-252-016	51945	CALLE AVILA	Trash Service	1	\$ 34.73	\$ 416.76
CITY OF COACHELLA	768-252-016	51945	CALLE AVILA	Additional Trash	1	\$ 9.72	\$ 116.64
CITY OF COACHELLA	768-252-017	51963	CALLE AVILA	Trash Service	1	\$ 34.73	\$ 416.76
CITY OF COACHELLA	768-252-017	51963	CALLE AVILA	Additional Trash	1	\$ 9.72	\$ 116.64
CITY OF COACHELLA	768-252-018	51981	CALLE AVILA	Trash Service	1	\$ 34.73	\$ 416.76
CITY OF COACHELLA	768-253-001	84855	CAIRO AVE	Trash Service	1	\$ 34.73	\$ 416.76
CITY OF COACHELLA	768-253-002	51874	CALLE AVILA	Trash Service	1	\$ 34.73	\$ 416.76
CITY OF COACHELLA	768-253-003	51890	CALLE AVILA	Trash Service	1	\$ 34.73	\$ 416.76
CITY OF COACHELLA	768-253-004	51910	CALLE AVILA	Trash Service	1	\$ 34.73	\$ 416.76
CITY OF COACHELLA	768-253-004	51910	CALLE AVILA	Additional Trash	1	\$ 9.72	\$ 116.64
CITY OF COACHELLA	768-253-006	51911	CALLE CAMACHO	Trash Service	1	\$ 34.73	\$ 416.76
CITY OF COACHELLA	768-253-007	51891	CALLE CAMACHO	Trash Service	1	\$ 34.73	\$ 416.76
CITY OF COACHELLA	768-253-007	51891	CALLE CAMACHO	Additional Recycle	1	\$ 9.72	\$ 116.64
CITY OF COACHELLA	768-253-008	51875	CALLE CAMACHO	Trash Service	1	\$ 34.73	\$ 416.76

### City of Coachella proposed 2024-25 Tax File

Customer Name	Parcel #	Address	Street	Service Level	Units	Total Monthly Rate	Total Annual Rate
CITY OF COACHELLA	768-253-008	51875	CALLE CAMACHO	Additional Trash	1	\$ 9.72	\$ 116.64
CITY OF COACHELLA	768-253-008	51875	CALLE CAMACHO	Additional Recycle	1	\$ 9.72	\$ 116.64
CITY OF COACHELLA	768-253-009	84885	CAIRO AVE	Trash Service	1	\$ 34.73	\$ 416.76
CITY OF COACHELLA	768-253-010	84875	CAIRO AVE	Trash Service	1	\$ 34.73	\$ 416.76
CITY OF COACHELLA	768-253-011	84865	CAIRO AVE	Trash Service	1	\$ 34.73	\$ 416.76
CITY OF COACHELLA	768-254-001	84947	CAIRO AVE	Trash Service	1	\$ 34.73	\$ 416.76
CITY OF COACHELLA	768-254-006	84985	AVE 52	Trash Service	1	\$ 34.73	\$ 416.76
CITY OF COACHELLA	768-254-006	84985	AVE 52	Additional Trash	1	\$ 9.72	\$ 116.64
CITY OF COACHELLA	768-254-013	51741	HARRISON ST	Trash Service	1	\$ 34.73	\$ 416.76
CITY OF COACHELLA	768-260-001	84045	AVE 52	Trash Service	1	\$ 34.73	\$ 416.76
CITY OF COACHELLA	768-260-003	84165	AVE 52	Trash Service	1	\$ 34.73	\$ 416.76
CITY OF COACHELLA	768-270-001	52020	PRIMITIVO DR	Trash Service	1	\$ 34.73	\$ 416.76
CITY OF COACHELLA	768-270-002	52034	PRIMITIVO DR	Trash Service	1	\$ 34.73	\$ 416.76
CITY OF COACHELLA	768-270-003	52050	PRIMITIVO DR	Trash Service	1	\$ 34.73	\$ 416.76
CITY OF COACHELLA	768-270-005	84502	VERMOUTH DR	Trash Service	1	\$ 34.73	\$ 416.76
CITY OF COACHELLA	768-270-008	84522	VERMOUTH DR	Trash Service	1	\$ 34.73	\$ 416.76
CITY OF COACHELLA	768-270-009	84528	VERMOUTH DR	Trash Service	1	\$ 34.73	\$ 416.76
CITY OF COACHELLA	768-270-010	84532	VERMOUTH DR	Trash Service	1	\$ 34.73	\$ 416.76
CITY OF COACHELLA	768-270-010	84532	VERMOUTH DR	Additional Trash	1	\$ 9.72	\$ 116.64
CITY OF COACHELLA	768-270-010	84532	VERMOUTH DR	Additional Recycle	1	\$ 9.72	\$ 116.64
CITY OF COACHELLA	768-270-010	84532	VERMOUTH DR	Additional Organics	1	\$ 9.72	\$ 116.64
CITY OF COACHELLA	768-270-011	84538	VERMOUTH DR	Trash Service	1	\$ 34.73	\$ 416.76
CITY OF COACHELLA	768-270-014	84554	VERMOUTH DR	Trash Service	1	\$ 34.73	\$ 416.76
CITY OF COACHELLA	768-270-015	84560	VERMOUTH DR	Trash Service	1	\$ 34.73	\$ 416.76
CITY OF COACHELLA	768-270-016	84566	VERMOUTH DR	Trash Service	1	\$ 34.73	\$ 416.76
CITY OF COACHELLA	768-270-016	84566	VERMOUTH DR	Additional Trash	1	\$ 9.72	\$ 116.64
CITY OF COACHELLA	768-270-017	84570	VERMOUTH DR	Trash Service	1	\$ 34.73	\$ 416.76
CITY OF COACHELLA	768-270-018	84576	VERMOUTH DR	Trash Service	1	\$ 34.73	\$ 416.76
CITY OF COACHELLA	768-270-021	84590	VERMOUTH DR	Trash Service	1	\$ 34.73	\$ 416.76
CITY OF COACHELLA	768-270-022	52038	ALLENDE DR	Trash Service	1	\$ 34.73	\$ 416.76
CITY OF COACHELLA	768-270-023	52044	ALLENDE DR	Trash Service	1	\$ 34.73	\$ 416.76
CITY OF COACHELLA	768-270-024	52052	ALLENDE DR	Trash Service	1	\$ 34.73	\$ 416.76
CITY OF COACHELLA	768-270-025	52060	ALLENDE DR	Trash Service	1	\$ 34.73	\$ 416.76

### City of Coachella proposed 2024-25 Tax File

Customer Name	Parcel #	Address	Street	Service Level	Units	Total Monthly Rate	Total Annual Rate
CITY OF COACHELLA	768-270-026	52066	ALLENDE DR	Trash Service	1	\$ 34.73	\$ 416.76
CITY OF COACHELLA	768-270-027	52074	ALLENDE DR	Trash Service	1	\$ 34.73	\$ 416.76
CITY OF COACHELLA	768-270-028	52080	ALLENDE DR	Trash Service	1	\$ 34.73	\$ 416.76
CITY OF COACHELLA	768-270-028	52080	ALLENDE DR	Additional Recycle	1	\$ 9.72	\$ 116.64
CITY OF COACHELLA	768-270-030	52096	ALLENDE DR	Trash Service	1	\$ 34.73	\$ 416.76
CITY OF COACHELLA	768-270-030	52096	ALLENDE DR	Additional Trash	1	\$ 9.72	\$ 116.64
CITY OF COACHELLA	768-270-030	52096	ALLENDE DR	Additional Recycle	1	\$ 9.72	\$ 116.64
CITY OF COACHELLA	768-270-034	84508	VERMOUTH DR	Trash Service	1	\$ 34.73	\$ 416.76
CITY OF COACHELLA	768-270-035	84516	VERMOUTH DR	Trash Service	1	\$ 34.73	\$ 416.76
CITY OF COACHELLA	768-270-036	84542	VERMOUTH DR	Trash Service	1	\$ 34.73	\$ 416.76
CITY OF COACHELLA	768-270-037	84548	VERMOUTH DR	Trash Service	1	\$ 34.73	\$ 416.76
CITY OF COACHELLA	768-270-038	84580	VERMOUTH DR	Trash Service	1	\$ 34.73	\$ 416.76
CITY OF COACHELLA	768-270-039	84585	VERMOUTH DR	Trash Service	1	\$ 34.73	\$ 416.76
CITY OF COACHELLA	768-270-040	52088	ALLENDE DR	Trash Service	1	\$ 34.73	\$ 416.76
CITY OF COACHELLA	768-270-040	52088	ALLENDE DR	Additional Trash	2	\$ 19.44	\$ 233.28
CITY OF COACHELLA	768-270-041	52104	ALLENDE DR	Trash Service	1	\$ 34.73	\$ 416.76
CITY OF COACHELLA	768-270-042	52110	ALLENDE DR	Trash Service	1	\$ 34.73	\$ 416.76
CITY OF COACHELLA	768-270-043	84498	VERMOUTH DR	Trash Service	1	\$ 34.73	\$ 416.76
CITY OF COACHELLA	768-271-001	52107	PRIMITIVO DR	Trash Service	1	\$ 34.73	\$ 416.76
CITY OF COACHELLA	768-271-002	52101	PRIMITIVO DR	Trash Service	1	\$ 34.73	\$ 416.76
CITY OF COACHELLA	768-271-003	52095	PRIMITIVO DR	Trash Service	1	\$ 34.73	\$ 416.76
CITY OF COACHELLA	768-271-004	84421	VERMOUTH DR	Trash Service	1	\$ 34.73	\$ 416.76
CITY OF COACHELLA	768-271-005	84411	VERMOUTH DR	Trash Service	1	\$ 34.73	\$ 416.76
CITY OF COACHELLA	768-271-006	84399	VERMOUTH DR	Trash Service	1	\$ 34.73	\$ 416.76
CITY OF COACHELLA	768-272-001	52063	PRIMITIVO DR	Trash Service	1	\$ 34.73	\$ 416.76
CITY OF COACHELLA	768-272-002	52051	PRIMITIVO DR	Trash Service	1	\$ 34.73	\$ 416.76
CITY OF COACHELLA	768-272-003	52043	PRIMITIVO DR	Trash Service	1	\$ 34.73	\$ 416.76
CITY OF COACHELLA	768-272-004	52031	PRIMITIVO DR	Trash Service	1	\$ 34.73	\$ 416.76
CITY OF COACHELLA	768-272-005	52019	PRIMITIVO DR	Trash Service	1	\$ 34.73	\$ 416.76
CITY OF COACHELLA	768-273-001	84441	VERMOUTH DR	Trash Service	1	\$ 34.73	\$ 416.76
CITY OF COACHELLA	768-273-002	84451	VERMOUTH DR	Trash Service	1	\$ 34.73	\$ 416.76
CITY OF COACHELLA	768-273-003	84461	VERMOUTH DR	Trash Service	1	\$ 34.73	\$ 416.76
CITY OF COACHELLA	768-273-004	84475	VERMOUTH DR	Trash Service	1	\$ 34.73	\$ 416.76

### City of Coachella proposed 2024-25 Tax File

Customer Name	Parcel #	Address	Street	Service Level	Units	Total Monthly Rate	Total Annual Rate
CITY OF COACHELLA	768-273-004	84475	VERMOUTH DR	Additional Trash	1	\$ 9.72	\$ 116.64
CITY OF COACHELLA	768-273-005	84491	VERMOUTH DR	Trash Service	1	\$ 34.73	\$ 416.76
CITY OF COACHELLA	768-273-006	84507	VERMOUTH DR	Trash Service	1	\$ 34.73	\$ 416.76
CITY OF COACHELLA	768-273-007	84517	VERMOUTH DR	Trash Service	1	\$ 34.73	\$ 416.76
CITY OF COACHELLA	768-273-007	84517	VERMOUTH DR	Additional Trash	1	\$ 9.72	\$ 116.64
CITY OF COACHELLA	768-273-007	84517	VERMOUTH DR	Additional Recycle	1	\$ 9.72	\$ 116.64
CITY OF COACHELLA	768-273-007	84517	VERMOUTH DR	Yard Service	1	\$ 11.50	\$ 138.00
CITY OF COACHELLA	768-273-008	84525	VERMOUTH DR	Trash Service	1	\$ 34.73	\$ 416.76
CITY OF COACHELLA	768-273-009	84533	VERMOUTH DR	Trash Service	1	\$ 34.73	\$ 416.76
CITY OF COACHELLA	768-273-010	84545	VERMOUTH DR	Trash Service	1	\$ 34.73	\$ 416.76
CITY OF COACHELLA	768-273-011	84553	VERMOUTH DR	Trash Service	1	\$ 34.73	\$ 416.76
CITY OF COACHELLA	768-273-012	84561	VERMOUTH DR	Trash Service	1	\$ 34.73	\$ 416.76
CITY OF COACHELLA	768-273-013	84569	VERMOUTH DR	Trash Service	1	\$ 34.73	\$ 416.76
CITY OF COACHELLA	768-273-014	52077	ALLENDE DR	Trash Service	1	\$ 34.73	\$ 416.76
CITY OF COACHELLA	768-273-015	52081	ALLENDE DR	Trash Service	1	\$ 34.73	\$ 416.76
CITY OF COACHELLA	768-273-016	52089	ALLENDE DR	Trash Service	1	\$ 34.73	\$ 416.76
CITY OF COACHELLA	768-273-016	52089	ALLENDE DR	Additional Trash	1	\$ 9.72	\$ 116.64
CITY OF COACHELLA	768-273-017	52095	ALLENDE DR	Trash Service	1	\$ 34.73	\$ 416.76
CITY OF COACHELLA	768-273-018	84570	SOLARCE ST	Trash Service	1	\$ 34.73	\$ 416.76
CITY OF COACHELLA	768-273-019	84562	PROSECCO WAY	Trash Service	1	\$ 34.73	\$ 416.76
CITY OF COACHELLA	768-273-020	84556	PROSECCO WAY	Trash Service	1	\$ 34.73	\$ 416.76
CITY OF COACHELLA	768-273-021	84552	PROSECCO WAY	Trash Service	1	\$ 34.73	\$ 416.76
CITY OF COACHELLA	768-273-022	84546	PROSECCO WAY	Trash Service	1	\$ 34.73	\$ 416.76
CITY OF COACHELLA	768-273-023	52088	AMARONE CIR	Trash Service	1	\$ 34.73	\$ 416.76
CITY OF COACHELLA	768-273-023	52088	AMARONE CIR	Additional Trash	1	\$ 9.72	\$ 116.64
CITY OF COACHELLA	768-273-024	52080	AMARONE CIR	Trash Service	1	\$ 34.73	\$ 416.76
CITY OF COACHELLA	768-273-025	52074	AMARONE CIR	Trash Service	1	\$ 34.73	\$ 416.76
CITY OF COACHELLA	768-273-025	52074	AMARONE CIR	Additional Trash	1	\$ 9.72	\$ 116.64
CITY OF COACHELLA	768-273-025	52074	AMARONE CIR	Additional Recycle	1	\$ 9.72	\$ 116.64
CITY OF COACHELLA	768-273-026	52081	AMARONE CIR	Trash Service	1	\$ 34.73	\$ 416.76
CITY OF COACHELLA	768-273-027	52089	AMARONE CIR	Trash Service	1	\$ 34.73	\$ 416.76
CITY OF COACHELLA	768-273-028	84538	PROSECCO WAY	Trash Service	1	\$ 34.73	\$ 416.76
CITY OF COACHELLA	768-273-028	84538	PROSECCO WAY	Additional Organics	1	\$ 9.72	\$ 116.64



### City of Coachella proposed 2024-25 Tax File

Customer Name	Parcel #	Address	Street	Service Level	Units	Total Monthly Rate	Total Annual Rate
CITY OF COACHELLA	768-273-029	84530	PROSECCO WAY	Trash Service	1	\$ 34.73	\$ 416.76
CITY OF COACHELLA	768-273-029	84530	PROSECCO WAY	Additional Recycle	1	\$ 9.72	\$ 116.64
CITY OF COACHELLA	768-273-030	84524	PROSECCO WAY	Trash Service	1	\$ 34.73	\$ 416.76
CITY OF COACHELLA	768-273-031	52085	CHARDONNAY CIR	Trash Service	1	\$ 34.73	\$ 416.76
CITY OF COACHELLA	768-273-032	52080	CHARDONNAY CIR	Trash Service	1	\$ 34.73	\$ 416.76
CITY OF COACHELLA	768-273-033	52074	CHARDONNAY CIR	Trash Service	1	\$ 34.73	\$ 416.76
CITY OF COACHELLA	768-273-033	52074	CHARDONNAY CIR	Additional Recycle	1	\$ 9.72	\$ 116.64
CITY OF COACHELLA	768-273-034	52081	CHARDONNAY CIR	Trash Service	1	\$ 34.73	\$ 416.76
CITY OF COACHELLA	768-273-034	52081	CHARDONNAY CIR	Additional Recycle	1	\$ 9.72	\$ 116.64
CITY OF COACHELLA	768-273-034	52081	CHARDONNAY CIR	Additional Trash	1	\$ 9.72	\$ 116.64
CITY OF COACHELLA	768-273-035	52089	CHARDONNAY CIR	Trash Service	1	\$ 34.73	\$ 416.76
CITY OF COACHELLA	768-273-035	52089	CHARDONNAY CIR	Additional Trash	1	\$ 9.72	\$ 116.64
CITY OF COACHELLA	768-273-036	84516	MALVASIA WAY	Trash Service	1	\$ 34.73	\$ 416.76
CITY OF COACHELLA	768-273-037	84512	MALVASIA WAY	Trash Service	1	\$ 34.73	\$ 416.76
CITY OF COACHELLA	768-273-038	52100	PRIMITIVO DR	Trash Service	1	\$ 34.73	\$ 416.76
CITY OF COACHELLA	768-273-039	52094	PRIMITIVO DR	Trash Service	1	\$ 34.73	\$ 416.76
CITY OF COACHELLA	768-273-040	52088	PRIMITIVO DR	Trash Service	1	\$ 34.73	\$ 416.76
CITY OF COACHELLA	768-280-001	52132	ALLENDE DR	Trash Service	1	\$ 34.73	\$ 416.76
CITY OF COACHELLA	768-280-002	52138	ALLENDE DR	Trash Service	1	\$ 34.73	\$ 416.76
CITY OF COACHELLA	768-280-002	52138	ALLENDE DR	Additional Trash	1	\$ 9.72	\$ 116.64
CITY OF COACHELLA	768-280-003	52142	ALLENDE DR	Trash Service	1	\$ 34.73	\$ 416.76
CITY OF COACHELLA	768-280-003	52142	ALLENDE DR	Additional Recycle	1	\$ 9.72	\$ 116.64
CITY OF COACHELLA	768-280-003	52142	ALLENDE DR	Additional Trash	1	\$ 9.72	\$ 116.64
CITY OF COACHELLA	768-280-004	52146	ALLENDE DR	Trash Service	1	\$ 34.73	\$ 416.76
CITY OF COACHELLA	768-280-005	52152	ALLENDE DR	Trash Service	1	\$ 34.73	\$ 416.76
CITY OF COACHELLA	768-280-005	52152	ALLENDE DR	Yard Service	1	\$ 11.50	\$ 138.00
CITY OF COACHELLA	768-280-005	52152	ALLENDE DR	Additional Trash	2	\$ 19.44	\$ 233.28
CITY OF COACHELLA	768-280-006	52158	ALLENDE DR	Trash Service	1	\$ 34.73	\$ 416.76
CITY OF COACHELLA	768-280-006	52158	ALLENDE DR	Additional Recycle	1	\$ 9.72	\$ 116.64
CITY OF COACHELLA	768-280-007	52162	ALLENDE DR	Trash Service	1	\$ 34.73	\$ 416.76
CITY OF COACHELLA	768-280-008	52168	ALLENDE DR	Trash Service	1	\$ 34.73	\$ 416.76
CITY OF COACHELLA	768-280-011	52178	ALLENDE DR	Trash Service	1	\$ 34.73	\$ 416.76
CITY OF COACHELLA	768-280-011	52178	ALLENDE DR	Additional Recycle	1	\$ 9.72	\$ 116.64

### City of Coachella proposed 2024-25 Tax File

Customer Name	Parcel #	Address	Street	Service Level	Units	Total Monthly Rate	Total Annual Rate
CITY OF COACHELLA	768-280-011	52178	ALLENDE DR	Additional Trash	1	\$ 9.72	\$ 116.64
CITY OF COACHELLA	768-280-011	52178	ALLENDE DR	Additional Organics	1	\$ 9.72	\$ 116.64
CITY OF COACHELLA	768-280-012	52172	ALLENDE DR	Trash Service	1	\$ 34.73	\$ 416.76
CITY OF COACHELLA	768-281-002	52165	ALLENDE DR	Trash Service	1	\$ 34.73	\$ 416.76
CITY OF COACHELLA	768-281-002	52165	ALLENDE DR	Additional Trash	1	\$ 9.72	\$ 116.64
CITY OF COACHELLA	768-281-002	52165	ALLENDE DR	Yard Service	2	\$ 23.00	\$ 276.00
CITY OF COACHELLA	768-281-013	84453	PRIMITIVO DR	Trash Service	1	\$ 34.73	\$ 416.76
CITY OF COACHELLA	768-281-020	52157	PRIMITIVO DR	Trash Service	1	\$ 34.73	\$ 416.76
CITY OF COACHELLA	768-281-021	52151	PRIMITIVO DR	Trash Service	1	\$ 34.73	\$ 416.76
CITY OF COACHELLA	768-281-022	52147	PRIMITIVO DR	Trash Service	1	\$ 34.73	\$ 416.76
CITY OF COACHELLA	768-281-023	52141	PRIMITIVO DR	Trash Service	1	\$ 34.73	\$ 416.76
CITY OF COACHELLA	768-281-024	52133	PRIMITIVO DR	Trash Service	1	\$ 34.73	\$ 416.76
CITY OF COACHELLA	768-281-025	52129	PRIMITIVO DR	Trash Service	1	\$ 34.73	\$ 416.76
CITY OF COACHELLA	768-281-026	52121	PRIMITIVO DR	Trash Service	1	\$ 34.73	\$ 416.76
CITY OF COACHELLA	768-281-027	52119	PRIMITIVO DR	Trash Service	1	\$ 34.73	\$ 416.76
CITY OF COACHELLA	768-281-028	52113	PRIMITIVO DR	Trash Service	1	\$ 34.73	\$ 416.76
CITY OF COACHELLA	768-281-030	52177	ALLENDE DR	Trash Service	1	\$ 34.73	\$ 416.76
CITY OF COACHELLA	768-281-046	84415	PRIMITIVO DR	Trash Service	1	\$ 34.73	\$ 416.76
CITY OF COACHELLA	768-281-049	52171	ALLENDE DR	Trash Service	1	\$ 34.73	\$ 416.76
CITY OF COACHELLA	768-281-050	84557	PROSECCO WAY	Trash Service	1	\$ 34.73	\$ 416.76
CITY OF COACHELLA	768-281-050	84557	PROSECCO WAY	Additional Recycle	1	\$ 9.72	\$ 116.64
CITY OF COACHELLA	768-281-050	84557	PROSECCO WAY	Additional Trash	1	\$ 9.72	\$ 116.64
CITY OF COACHELLA	768-281-051	84493	RODREJO ST	Trash Service	1	\$ 34.73	\$ 416.76
CITY OF COACHELLA	768-281-052	84483	RODREJO ST	Trash Service	1	\$ 34.73	\$ 416.76
CITY OF COACHELLA	768-281-052	84483	RODREJO ST	Additional Trash	1	\$ 9.72	\$ 116.64
CITY OF COACHELLA	768-281-053	84471	RODREJO ST	Trash Service	1	\$ 34.73	\$ 416.76
CITY OF COACHELLA	768-281-053	84471	RODREJO ST	Additional Trash	1	\$ 9.72	\$ 116.64
CITY OF COACHELLA	768-281-054	84443	PRIMITIVO DR	Trash Service	1	\$ 34.73	\$ 416.76
CITY OF COACHELLA	768-281-054	84443	PRIMITIVO DR	Additional Trash	1	\$ 9.72	\$ 116.64
CITY OF COACHELLA	768-281-055	84423	PRIMITIVO DR	Trash Service	1	\$ 34.73	\$ 416.76
CITY OF COACHELLA	768-281-056	84545	RODREJO ST	Trash Service	1	\$ 34.73	\$ 416.76
CITY OF COACHELLA	768-281-057	84533	RODREJO ST	Trash Service	1	\$ 34.73	\$ 416.76
CITY OF COACHELLA	768-281-058	84525	RODREJO ST	Trash Service	1	\$ 34.73	\$ 416.76

### City of Coachella proposed 2024-25 Tax File

Customer Name	Parcel #	Address	Street	Service Level	Units	Total Monthly Rate	Total Annual Rate
CITY OF COACHELLA	768-281-059	84517	RODREJO ST	Trash Service	1	\$ 34.73	\$ 416.76
CITY OF COACHELLA	768-281-060	84505	RODREJO ST	Trash Service	1	\$ 34.73	\$ 416.76
CITY OF COACHELLA	768-281-061	84463	RODREJO ST	Trash Service	1	\$ 34.73	\$ 416.76
CITY OF COACHELLA	768-281-062	84435	PRIMITIVO DR	Trash Service	1	\$ 34.73	\$ 416.76
CITY OF COACHELLA	768-281-063	84407	PRIMITIVO DR	Trash Service	1	\$ 34.73	\$ 416.76
CITY OF COACHELLA	768-281-064	52161	PRIMITIVO DR	Trash Service	1	\$ 34.73	\$ 416.76
CITY OF COACHELLA	768-282-001	52105	MALVASIA WAY	Trash Service	1	\$ 34.73	\$ 416.76
CITY OF COACHELLA	768-282-001	52105	MALVASIA WAY	Additional Trash	1	\$ 9.72	\$ 116.64
CITY OF COACHELLA	768-282-002	52113	MALVASIA WAY	Trash Service	1	\$ 34.73	\$ 416.76
CITY OF COACHELLA	768-282-003	52121	MALVASIA WAY	Trash Service	1	\$ 34.73	\$ 416.76
CITY OF COACHELLA	768-282-004	52131	MALVASIA WAY	Trash Service	1	\$ 34.73	\$ 416.76
CITY OF COACHELLA	768-282-005	52137	MALVASIA WAY	Trash Service	1	\$ 34.73	\$ 416.76
CITY OF COACHELLA	768-282-006	84464	RODREJO ST	Trash Service	1	\$ 34.73	\$ 416.76
CITY OF COACHELLA	768-282-007	84454	PRIMITIVO DR	Trash Service	1	\$ 34.73	\$ 416.76
CITY OF COACHELLA	768-282-008	84444	PRIMITIVO DR	Trash Service	1	\$ 34.73	\$ 416.76
CITY OF COACHELLA	768-282-009	84436	PRIMITIVO DR	Trash Service	1	\$ 34.73	\$ 416.76
CITY OF COACHELLA	768-282-010	52142	PRIMITIVO DR	Trash Service	1	\$ 34.73	\$ 416.76
CITY OF COACHELLA	768-282-010	52142	PRIMITIVO DR	Additional Organics	1	\$ 9.72	\$ 116.64
CITY OF COACHELLA	768-282-011	52136	PRIMITIVO DR	Trash Service	1	\$ 34.73	\$ 416.76
CITY OF COACHELLA	768-282-012	52128	PRIMITIVO DR	Trash Service	1	\$ 34.73	\$ 416.76
CITY OF COACHELLA	768-282-013	52122	PRIMITIVO DR	Trash Service	1	\$ 34.73	\$ 416.76
CITY OF COACHELLA	768-282-014	52116	PRIMITIVO DR	Trash Service	1	\$ 34.73	\$ 416.76
CITY OF COACHELLA	768-282-015	52108	PRIMITIVO DR	Trash Service	1	\$ 34.73	\$ 416.76
CITY OF COACHELLA	768-283-001	52130	MALVASIA WAY	Trash Service	1	\$ 34.73	\$ 416.76
CITY OF COACHELLA	768-283-001	52130	MALVASIA WAY	Additional Trash	1	\$ 9.72	\$ 116.64
CITY OF COACHELLA	768-283-002	52122	MALVASIA WAY	Trash Service	1	\$ 34.73	\$ 416.76
CITY OF COACHELLA	768-283-002	52122	MALVASIA WAY	Additional Recycle	1	\$ 9.72	\$ 116.64
CITY OF COACHELLA	768-283-002	52122	MALVASIA WAY	Additional Trash	1	\$ 9.72	\$ 116.64
CITY OF COACHELLA	768-283-003	84521	MALVASIA WAY	Trash Service	1	\$ 34.73	\$ 416.76
CITY OF COACHELLA	768-283-003	84521	MALVASIA WAY	Additional Trash	1	\$ 9.72	\$ 116.64
CITY OF COACHELLA	768-283-003	84521	MALVASIA WAY	Additional Organics	1	\$ 9.72	\$ 116.64
CITY OF COACHELLA	768-283-004	84525	PROSECCO WAY	Trash Service	1	\$ 34.73	\$ 416.76
CITY OF COACHELLA	768-283-004	84525	PROSECCO WAY	Additional Trash	1	\$ 9.72	\$ 116.64

### City of Coachella proposed 2024-25 Tax File

Customer Name	Parcel #	Address	Street	Service Level	Units	Total Monthly Rate	Total Annual Rate
CITY OF COACHELLA	768-283-005	84531	PROSECCO WAY	Trash Service	1	\$ 34.73	\$ 416.76
CITY OF COACHELLA	768-283-006	84539	PROSECCO WAY	Trash Service	1	\$ 34.73	\$ 416.76
CITY OF COACHELLA	768-283-007	52115	PROSECCO WAY	Trash Service	1	\$ 34.73	\$ 416.76
CITY OF COACHELLA	768-283-007	52115	PROSECCO WAY	Additional Trash	1	\$ 9.72	\$ 116.64
CITY OF COACHELLA	768-283-008	52123	PROSECCO WAY	Trash Service	1	\$ 34.73	\$ 416.76
CITY OF COACHELLA	768-283-009	52131	PROSECCO WAY	Trash Service	1	\$ 34.73	\$ 416.76
CITY OF COACHELLA	768-283-010	52139	PROSECCO WAY	Trash Service	1	\$ 34.73	\$ 416.76
CITY OF COACHELLA	768-283-011	52145	PROSECCO WAY	Trash Service	1	\$ 34.73	\$ 416.76
CITY OF COACHELLA	768-283-012	52155	PROSECCO WAY	Trash Service	1	\$ 34.73	\$ 416.76
CITY OF COACHELLA	768-283-013	84526	RODREJO ST	Trash Service	1	\$ 34.73	\$ 416.76
CITY OF COACHELLA	768-283-014	84516	RODREJO ST	Trash Service	1	\$ 34.73	\$ 416.76
CITY OF COACHELLA	768-283-015	84506	RODREJO ST	Trash Service	1	\$ 34.73	\$ 416.76
CITY OF COACHELLA	768-283-016	52160	MALVASIA WAY	Trash Service	1	\$ 34.73	\$ 416.76
CITY OF COACHELLA	768-283-017	52152	MALVASIA WAY	Trash Service	1	\$ 34.73	\$ 416.76
CITY OF COACHELLA	768-283-018	52148	MALVASIA WAY	Trash Service	1	\$ 34.73	\$ 416.76
CITY OF COACHELLA	768-283-019	52142	MALVASIA WAY	Trash Service	1	\$ 34.73	\$ 416.76
CITY OF COACHELLA	768-283-020	84525	MERCADO CIR	Trash Service	1	\$ 34.73	\$ 416.76
CITY OF COACHELLA	768-283-021	84531	MERCADO CIR	Trash Service	1	\$ 34.73	\$ 416.76
CITY OF COACHELLA	768-283-022	84530	MERCADO CIR	Trash Service	1	\$ 34.73	\$ 416.76
CITY OF COACHELLA	768-283-023	84524	MERCADO CIR	Trash Service	1	\$ 34.73	\$ 416.76
CITY OF COACHELLA	768-290-001	52500	VAN BUREN ST	Trash Service	2	\$ 69.46	\$ 833.52
CITY OF COACHELLA	768-290-001	52500	VAN BUREN ST	Additional Trash	1	\$ 9.72	\$ 116.64
CITY OF COACHELLA	768-300-010	84100	AVE 54	Trash Service	1	\$ 34.73	\$ 416.76
CITY OF COACHELLA	768-300-010	84100	AVE 54	Additional Trash	1	\$ 9.72	\$ 116.64
CITY OF COACHELLA	768-310-001	53859	SLATE DR	Trash Service	1	\$ 34.73	\$ 416.76
CITY OF COACHELLA	768-310-002	53841	SLATE DR	Trash Service	1	\$ 34.73	\$ 416.76
CITY OF COACHELLA	768-310-003	53839	SLATE DR	Trash Service	1	\$ 34.73	\$ 416.76
CITY OF COACHELLA	768-310-003	53839	SLATE DR	Additional Trash	1	\$ 9.72	\$ 116.64
CITY OF COACHELLA	768-310-004	53821	SLATE DR	Trash Service	1	\$ 34.73	\$ 416.76
CITY OF COACHELLA	768-310-005	53807	SLATE DR	Trash Service	1	\$ 34.73	\$ 416.76
CITY OF COACHELLA	768-310-006	53785	SLATE DR	Trash Service	1	\$ 34.73	\$ 416.76
CITY OF COACHELLA	768-310-007	53761	SLATE DR	Trash Service	1	\$ 34.73	\$ 416.76
CITY OF COACHELLA	768-310-007	53761	SLATE DR	Additional Trash	1	\$ 9.72	\$ 116.64

### City of Coachella proposed 2024-25 Tax File

Customer Name	Parcel #	Address	Street	Service Level	Units	Total Monthly Rate	Total Annual Rate
CITY OF COACHELLA	768-310-008	53747	SLATE DR	Trash Service	1	\$ 34.73	\$ 416.76
CITY OF COACHELLA	768-310-008	53747	SLATE DR	Additional Trash	1	\$ 9.72	\$ 116.64
CITY OF COACHELLA	768-310-009	53721	SLATE DR	Trash Service	1	\$ 34.73	\$ 416.76
CITY OF COACHELLA	768-310-010	53693	SLATE DR	Trash Service	1	\$ 34.73	\$ 416.76
CITY OF COACHELLA	768-310-010	53693	SLATE DR	Additional Recycle	1	\$ 9.72	\$ 116.64
CITY OF COACHELLA	768-310-010	53693	SLATE DR	Additional Trash	1	\$ 9.72	\$ 116.64
CITY OF COACHELLA	768-310-011	53671	SLATE DR	Trash Service	1	\$ 34.73	\$ 416.76
CITY OF COACHELLA	768-310-011	53671	SLATE DR	Additional Trash	1	\$ 9.72	\$ 116.64
CITY OF COACHELLA	768-310-012	53670	SIENNA CIR W	Trash Service	1	\$ 34.73	\$ 416.76
CITY OF COACHELLA	768-310-013	53692	SIENNA CIR W	Trash Service	1	\$ 34.73	\$ 416.76
CITY OF COACHELLA	768-310-014	53720	SIENNA CIR W	Trash Service	1	\$ 34.73	\$ 416.76
CITY OF COACHELLA	768-310-014	53720	SIENNA CIR W	Additional Trash	1	\$ 9.72	\$ 116.64
CITY OF COACHELLA	768-310-015	53748	SIENNA CIR W	Trash Service	1	\$ 34.73	\$ 416.76
CITY OF COACHELLA	768-310-015	53748	SIENNA CIR W	Additional Recycle	1	\$ 9.72	\$ 116.64
CITY OF COACHELLA	768-310-015	53748	SIENNA CIR W	Additional Trash	1	\$ 9.72	\$ 116.64
CITY OF COACHELLA	768-310-016	53760	SIENNA CIR W	Trash Service	1	\$ 34.73	\$ 416.76
CITY OF COACHELLA	768-310-016	53760	SIENNA CIR W	Additional Trash	1	\$ 9.72	\$ 116.64
CITY OF COACHELLA	768-310-017	53784	SIENNA CIR W	Trash Service	1	\$ 34.73	\$ 416.76
CITY OF COACHELLA	768-310-018	53808	SIENNA CIR W	Trash Service	1	\$ 34.73	\$ 416.76
CITY OF COACHELLA	768-310-019	53820	SIENNA CIR W	Trash Service	1	\$ 34.73	\$ 416.76
CITY OF COACHELLA	768-310-019	53820	SIENNA CIR W	Additional Trash	1	\$ 9.72	\$ 116.64
CITY OF COACHELLA	768-310-020	53838	SIENNA CIR W	Trash Service	1	\$ 34.73	\$ 416.76
CITY OF COACHELLA	768-310-020	53838	SIENNA CIR W	Additional Trash	1	\$ 9.72	\$ 116.64
CITY OF COACHELLA	768-310-021	53846	SIENNA CIR W	Trash Service	1	\$ 34.73	\$ 416.76
CITY OF COACHELLA	768-310-021	53846	SIENNA CIR W	Additional Trash	1	\$ 9.72	\$ 116.64
CITY OF COACHELLA	768-310-022	53860	SIENNA CIR W	Trash Service	1	\$ 34.73	\$ 416.76
CITY OF COACHELLA	768-311-001	84346	SIENNA CIR N	Trash Service	1	\$ 34.73	\$ 416.76
CITY OF COACHELLA	768-311-002	84358	SIENNA CIR N	Trash Service	1	\$ 34.73	\$ 416.76
CITY OF COACHELLA	768-311-003	84370	SIENNA CIR N	Trash Service	1	\$ 34.73	\$ 416.76
CITY OF COACHELLA	768-311-004	84384	SIENNA CIR N	Trash Service	1	\$ 34.73	\$ 416.76
CITY OF COACHELLA	768-311-005	84398	SIENNA CIR N	Trash Service	1	\$ 34.73	\$ 416.76
CITY OF COACHELLA	768-311-006	84410	SIENNA CIR N	Trash Service	1	\$ 34.73	\$ 416.76
CITY OF COACHELLA	768-311-007	84426	SIENNA CIR N	Trash Service	1	\$ 34.73	\$ 416.76

### City of Coachella proposed 2024-25 Tax File

Customer Name	Parcel #	Address	Street	Service Level	Units	Total Monthly Rate	Total Annual Rate
CITY OF COACHELLA	768-311-007	84426	SIENNA CIR N	Additional Trash	1	\$ 9.72	\$ 116.64
CITY OF COACHELLA	768-311-008	84438	SIENNA CIR N	Trash Service	1	\$ 34.73	\$ 416.76
CITY OF COACHELLA	768-311-009	84452	SIENNA CIR N	Trash Service	1	\$ 34.73	\$ 416.76
CITY OF COACHELLA	768-311-009	84452	SIENNA CIR N	Additional Trash	1	\$ 9.72	\$ 116.64
CITY OF COACHELLA	768-311-010	84460	SIENNA CIR N	Trash Service	1	\$ 34.73	\$ 416.76
CITY OF COACHELLA	768-311-010	84460	SIENNA CIR N	Additional Trash	1	\$ 9.72	\$ 116.64
CITY OF COACHELLA	768-311-011	84472	SIENNA CIR N	Trash Service	1	\$ 34.73	\$ 416.76
CITY OF COACHELLA	768-311-012	84482	SIENNA CIR N	Trash Service	1	\$ 34.73	\$ 416.76
CITY OF COACHELLA	768-311-013	53650	SIENNA CIR E	Trash Service	1	\$ 34.73	\$ 416.76
CITY OF COACHELLA	768-311-014	53672	SIENNA CIR E	Trash Service	1	\$ 34.73	\$ 416.76
CITY OF COACHELLA	768-311-015	53694	SIENNA CIR E	Trash Service	1	\$ 34.73	\$ 416.76
CITY OF COACHELLA	768-311-016	53718	SIENNA CIR E	Trash Service	1	\$ 34.73	\$ 416.76
CITY OF COACHELLA	768-311-017	53740	SIENNA CIR E	Trash Service	1	\$ 34.73	\$ 416.76
CITY OF COACHELLA	768-311-017	53740	SIENNA CIR E	Additional Trash	1	\$ 9.72	\$ 116.64
CITY OF COACHELLA	768-311-018	53764	SIENNA CIR E	Trash Service	1	\$ 34.73	\$ 416.76
CITY OF COACHELLA	768-311-019	53788	SIENNA CIR E	Trash Service	1	\$ 34.73	\$ 416.76
CITY OF COACHELLA	768-311-020	53810	SIENNA CIR E	Trash Service	1	\$ 34.73	\$ 416.76
CITY OF COACHELLA	768-312-001	53823	SAPPHIRE LANE	Trash Service	1	\$ 34.73	\$ 416.76
CITY OF COACHELLA	768-312-002	53807	SAPPHIRE LANE	Trash Service	1	\$ 34.73	\$ 416.76
CITY OF COACHELLA	768-312-003	53785	SAPPHIRE LANE	Trash Service	1	\$ 34.73	\$ 416.76
CITY OF COACHELLA	768-312-003	53785	SAPPHIRE LANE	Additional Trash	1	\$ 9.72	\$ 116.64
CITY OF COACHELLA	768-312-004	53761	SAPPHIRE LANE	Trash Service	1	\$ 34.73	\$ 416.76
CITY OF COACHELLA	768-312-005	53747	SAPPHIRE LANE	Trash Service	1	\$ 34.73	\$ 416.76
CITY OF COACHELLA	768-312-005	53747	SAPPHIRE LANE	Additional Trash	1	\$ 9.72	\$ 116.64
CITY OF COACHELLA	768-312-006	53721	SAPPHIRE LANE	Trash Service	1	\$ 34.73	\$ 416.76
CITY OF COACHELLA	768-312-007	53693	SAPPHIRE LANE	Trash Service	1	\$ 34.73	\$ 416.76
CITY OF COACHELLA	768-312-008	53671	SAPPHIRE LANE	Trash Service	1	\$ 34.73	\$ 416.76
CITY OF COACHELLA	768-312-009	53670	SLATE DR 3	Trash Service	1	\$ 34.73	\$ 416.76
CITY OF COACHELLA	768-312-010	53692	SLATE DR	Trash Service	1	\$ 34.73	\$ 416.76
CITY OF COACHELLA	768-312-011	53720	SLATE DR	Trash Service	1	\$ 34.73	\$ 416.76
CITY OF COACHELLA	768-312-012	53748	SLATE DR	Trash Service	1	\$ 34.73	\$ 416.76
CITY OF COACHELLA	768-312-013	53760	SLATE DR	Trash Service	1	\$ 34.73	\$ 416.76
CITY OF COACHELLA	768-312-014	53784	SLATE DR	Trash Service	1	\$ 34.73	\$ 416.76

### City of Coachella proposed 2024-25 Tax File

Customer Name	Parcel #	Address	Street	Service Level	Units	Total Monthly Rate	Total Annual Rate
CITY OF COACHELLA	768-312-015	53808	SLATE DR	Trash Service	1	\$ 34.73	\$ 416.76
CITY OF COACHELLA	768-312-015	53808	SLATE DR	Additional Trash	1	\$ 9.72	\$ 116.64
CITY OF COACHELLA	768-312-016	53820	SLATE DR	Trash Service	1	\$ 34.73	\$ 416.76
CITY OF COACHELLA	768-312-017	53832	SLATE DR	Trash Service	1	\$ 34.73	\$ 416.76
CITY OF COACHELLA	768-313-001	84471	INDIGO CT	Trash Service	1	\$ 34.73	\$ 416.76
CITY OF COACHELLA	768-313-001	84471	INDIGO CT	Additional Trash	1	\$ 9.72	\$ 116.64
CITY OF COACHELLA	768-313-002	84459	INDIGO CT	Trash Service	1	\$ 34.73	\$ 416.76
CITY OF COACHELLA	768-313-003	84445	INDIGO CT	Trash Service	1	\$ 34.73	\$ 416.76
CITY OF COACHELLA	768-313-004	84437	INDIGO CT	Trash Service	1	\$ 34.73	\$ 416.76
CITY OF COACHELLA	768-313-005	84417	INDIGO CT	Trash Service	1	\$ 34.73	\$ 416.76
CITY OF COACHELLA	768-313-006	84418	INDIGO CT	Trash Service	1	\$ 34.73	\$ 416.76
CITY OF COACHELLA	768-313-007	84438	INDIGO CT	Trash Service	1	\$ 34.73	\$ 416.76
CITY OF COACHELLA	768-313-007	84438	INDIGO CT	Additional Trash	1	\$ 9.72	\$ 116.64
CITY OF COACHELLA	768-313-008	84446	INDIGO CT	Trash Service	1	\$ 34.73	\$ 416.76
CITY OF COACHELLA	768-313-008	84446	INDIGO CT	Additional Trash	1	\$ 9.72	\$ 116.64
CITY OF COACHELLA	768-313-009	84460	INDIGO CT	Trash Service	1	\$ 34.73	\$ 416.76
CITY OF COACHELLA	768-313-009	84460	INDIGO CT	Additional Trash	1	\$ 9.72	\$ 116.64
CITY OF COACHELLA	768-313-009	84460	INDIGO CT	Additional Recycle	1	\$ 9.72	\$ 116.64
CITY OF COACHELLA	768-313-010	84470	INDIGO CT	Trash Service	1	\$ 34.73	\$ 416.76
CITY OF COACHELLA	768-313-011	84471	SIENNA CIR N	Trash Service	1	\$ 34.73	\$ 416.76
CITY OF COACHELLA	768-313-012	84459	SIENNA CIR N	Trash Service	1	\$ 34.73	\$ 416.76
CITY OF COACHELLA	768-313-013	84445	SIENNA CIR N	Trash Service	1	\$ 34.73	\$ 416.76
CITY OF COACHELLA	768-313-013	84445	SIENNA CIR N	Additional Organics	1	\$ 9.72	\$ 116.64
CITY OF COACHELLA	768-313-014	84437	SIENNA CIR N	Trash Service	1	\$ 34.73	\$ 416.76
CITY OF COACHELLA	768-313-015	84417	SIENNA CIR N	Trash Service	1	\$ 34.73	\$ 416.76
CITY OF COACHELLA	768-313-016	53670	SAPPHIRE LANE	Trash Service	1	\$ 34.73	\$ 416.76
CITY OF COACHELLA	768-313-017	53692	SAPPHIRE LANE	Trash Service	1	\$ 34.73	\$ 416.76
CITY OF COACHELLA	768-313-018	53720	SAPPHIRE LANE	Trash Service	1	\$ 34.73	\$ 416.76
CITY OF COACHELLA	768-313-019	53746	SAPPHIRE LANE	Trash Service	1	\$ 34.73	\$ 416.76
CITY OF COACHELLA	768-313-020	53762	SAPPHIRE LANE	Trash Service	1	\$ 34.73	\$ 416.76
CITY OF COACHELLA	768-313-021	53786	SAPPHIRE LANE	Trash Service	1	\$ 34.73	\$ 416.76
CITY OF COACHELLA	768-313-022	53808	SAPPHIRE LANE	Trash Service	1	\$ 34.73	\$ 416.76
CITY OF COACHELLA	768-314-001	53859	SIENNA CIR W	Trash Service	1	\$ 34.73	\$ 416.76



### City of Coachella proposed 2024-25 Tax File

Customer Name	Parcel #	Address	Street	Service Level	Units	Total Monthly Rate	Total Annual Rate
CITY OF COACHELLA	768-314-002	53841	SIENNA CIR W	Trash Service	1	\$ 34.73	\$ 416.76
CITY OF COACHELLA	768-314-003	53839	SIENNA CIR W	Trash Service	1	\$ 34.73	\$ 416.76
CITY OF COACHELLA	768-314-004	53821	SIENNA CIR W	Trash Service	1	\$ 34.73	\$ 416.76
CITY OF COACHELLA	768-314-005	53807	SIENNA CIR W	Trash Service	1	\$ 34.73	\$ 416.76
CITY OF COACHELLA	768-314-006	53785	SIENNA CIR W	Trash Service	1	\$ 34.73	\$ 416.76
CITY OF COACHELLA	768-314-007	53771	SIENNA CIR W	Trash Service	1	\$ 34.73	\$ 416.76
CITY OF COACHELLA	768-314-008	53757	SIENNA CIR W	Trash Service	1	\$ 34.73	\$ 416.76
CITY OF COACHELLA	768-314-009	53743	SIENNA CIR W	Trash Service	1	\$ 34.73	\$ 416.76
CITY OF COACHELLA	768-314-010	53729	SIENNA CIR W	Trash Service	1	\$ 34.73	\$ 416.76
CITY OF COACHELLA	768-314-010	53729	SIENNA CIR W	Additional Trash	1	\$ 9.72	\$ 116.64
CITY OF COACHELLA	768-314-011	53715	SIENNA CIR W	Trash Service	1	\$ 34.73	\$ 416.76
CITY OF COACHELLA	768-314-011	53715	SIENNA CIR W	Additional Trash	1	\$ 9.72	\$ 116.64
CITY OF COACHELLA	768-314-012	53701	SIENNA CIR W	Trash Service	1	\$ 34.73	\$ 416.76
CITY OF COACHELLA	768-314-013	53687	SIENNA CIR W	Trash Service	1	\$ 34.73	\$ 416.76
CITY OF COACHELLA	768-314-013	53687	SIENNA CIR W	Additional Trash	1	\$ 9.72	\$ 116.64
CITY OF COACHELLA	768-314-014	84318	SIENNA CIR N	Trash Service	1	\$ 34.73	\$ 416.76
CITY OF COACHELLA	768-314-015	84328	SIENNA CIR N	Trash Service	1	\$ 34.73	\$ 416.76
CITY OF COACHELLA	768-314-016	84338	SIENNA CIR N	Trash Service	1	\$ 34.73	\$ 416.76
CITY OF COACHELLA	768-320-001	53977	SIENNA CIR W	Trash Service	1	\$ 34.73	\$ 416.76
CITY OF COACHELLA	768-320-002	53973	SIENNA CIR W	Trash Service	1	\$ 34.73	\$ 416.76
CITY OF COACHELLA	768-320-003	53969	SIENNA CIR W	Trash Service	1	\$ 34.73	\$ 416.76
CITY OF COACHELLA	768-320-004	53967	SIENNA CIR W	Trash Service	1	\$ 34.73	\$ 416.76
CITY OF COACHELLA	768-320-005	53963	TOPAZ CT	Trash Service	1	\$ 34.73	\$ 416.76
CITY OF COACHELLA	768-320-006	53959	TOPAZ CT	Trash Service	1	\$ 34.73	\$ 416.76
CITY OF COACHELLA	768-320-007	53949	TOPAZ CT	Trash Service	1	\$ 34.73	\$ 416.76
CITY OF COACHELLA	768-320-008	53913	SIENNA CIR W	Trash Service	1	\$ 34.73	\$ 416.76
CITY OF COACHELLA	768-320-008	53913	SIENNA CIR W	Yard Service	2	\$ 23.00	\$ 276.00
CITY OF COACHELLA	768-320-008	53913	SIENNA CIR W	Additional Trash	1	\$ 9.72	\$ 116.64
CITY OF COACHELLA	768-320-009	53873	SIENNA CIR W	Trash Service	1	\$ 34.73	\$ 416.76
CITY OF COACHELLA	768-320-010	53865	SIENNA CIR W	Trash Service	1	\$ 34.73	\$ 416.76
CITY OF COACHELLA	768-321-001	53943	SLATE DR	Trash Service	1	\$ 34.73	\$ 416.76
CITY OF COACHELLA	768-321-002	53933	SLATE DR	Trash Service	1	\$ 34.73	\$ 416.76
CITY OF COACHELLA	768-321-003	53913	SLATE DR	Trash Service	1	\$ 34.73	\$ 416.76

### City of Coachella proposed 2024-25 Tax File

Customer Name	Parcel #	Address	Street	Service Level	Units	Total Monthly Rate	Total Annual Rate
CITY OF COACHELLA	768-321-004	53871	SLATE DR	Trash Service	1	\$ 34.73	\$ 416.76
CITY OF COACHELLA	768-321-005	53870	SIENNA CIR W	Trash Service	1	\$ 34.73	\$ 416.76
CITY OF COACHELLA	768-321-006	53914	SIENNA CIR W	Trash Service	1	\$ 34.73	\$ 416.76
CITY OF COACHELLA	768-321-007	53940	SIENNA CIR W	Trash Service	1	\$ 34.73	\$ 416.76
CITY OF COACHELLA	768-322-001	84358	SCARLET WAY	Trash Service	1	\$ 34.73	\$ 416.76
CITY OF COACHELLA	768-322-002	84374	SCARLET WAY	Trash Service	1	\$ 34.73	\$ 416.76
CITY OF COACHELLA	768-322-003	84386	SCARLET WAY	Trash Service	1	\$ 34.73	\$ 416.76
CITY OF COACHELLA	768-323-001	84410	SCARLET WAY	Trash Service	1	\$ 34.73	\$ 416.76
CITY OF COACHELLA	768-323-001	84410	SCARLET WAY	Additional Trash	1	\$ 9.72	\$ 116.64
CITY OF COACHELLA	768-323-002	84422	SCARLET WAY	Trash Service	1	\$ 34.73	\$ 416.76
CITY OF COACHELLA	768-323-003	84434	SCARLET WAY	Trash Service	1	\$ 34.73	\$ 416.76
CITY OF COACHELLA	768-323-004	84444	SCARLET WAY	Trash Service	1	\$ 34.73	\$ 416.76
CITY OF COACHELLA	768-323-004	84444	SCARLET WAY	Additional Trash	1	\$ 9.72	\$ 116.64
CITY OF COACHELLA	768-323-005	84458	SCARLET WAY	Trash Service	1	\$ 34.73	\$ 416.76
CITY OF COACHELLA	768-323-006	84470	SCARLET WAY	Trash Service	1	\$ 34.73	\$ 416.76
CITY OF COACHELLA	768-323-006	84470	SCARLET WAY	Additional Trash	1	\$ 9.72	\$ 116.64
CITY OF COACHELLA	768-323-006	84470	SCARLET WAY	Additional Recycle	1	\$ 9.72	\$ 116.64
CITY OF COACHELLA	768-324-001	53828	SIENNA CIR E	Trash Service	1	\$ 34.73	\$ 416.76
CITY OF COACHELLA	768-325-001	53872	AMETHYST CT	Trash Service	1	\$ 34.73	\$ 416.76
CITY OF COACHELLA	768-325-002	53892	AMETHYST CT	Trash Service	1	\$ 34.73	\$ 416.76
CITY OF COACHELLA	768-325-003	53916	AMETHYST CT	Trash Service	1	\$ 34.73	\$ 416.76
CITY OF COACHELLA	768-325-004	53938	AMETHYST CT	Trash Service	1	\$ 34.73	\$ 416.76
CITY OF COACHELLA	768-325-005	53946	AMETHYST CT	Trash Service	1	\$ 34.73	\$ 416.76
CITY OF COACHELLA	768-325-006	53954	AMETHYST CT	Trash Service	1	\$ 34.73	\$ 416.76
CITY OF COACHELLA	768-325-007	53966	AMETHYST CT	Trash Service	1	\$ 34.73	\$ 416.76
CITY OF COACHELLA	768-325-008	53968	AMETHYST CT	Trash Service	1	\$ 34.73	\$ 416.76
CITY OF COACHELLA	768-325-009	53963	AMETHYST CT	Trash Service	1	\$ 34.73	\$ 416.76
CITY OF COACHELLA	768-325-009	53963	AMETHYST CT	Additional Trash	1	\$ 9.72	\$ 116.64
CITY OF COACHELLA	768-325-010	53953	AMETHYST CT	Trash Service	1	\$ 34.73	\$ 416.76
CITY OF COACHELLA	768-325-010	53953	AMETHYST CT	Additional Trash	1	\$ 9.72	\$ 116.64
CITY OF COACHELLA	768-325-011	53943	AMETHYST CT	Trash Service	1	\$ 34.73	\$ 416.76
CITY OF COACHELLA	768-325-012	53935	AMETHYST CT	Trash Service	1	\$ 34.73	\$ 416.76
CITY OF COACHELLA	768-325-013	53913	AMETHYST CT	Trash Service	1	\$ 34.73	\$ 416.76

### City of Coachella proposed 2024-25 Tax File

Customer Name	Parcel #	Address	Street	Service Level	Units	Total Monthly Rate	Total Annual Rate
CITY OF COACHELLA	768-325-014	53891	AMETHYST CT	Trash Service	1	\$ 34.73	\$ 416.76
CITY OF COACHELLA	768-325-015	53871	AMETHYST CT	Trash Service	1	\$ 34.73	\$ 416.76
CITY OF COACHELLA	768-325-016	84443	SCARLET WAY	Trash Service	1	\$ 34.73	\$ 416.76
CITY OF COACHELLA	768-325-017	53880	MAHOGANY CT	Trash Service	1	\$ 34.73	\$ 416.76
CITY OF COACHELLA	768-325-018	53916	MAHOGANY CT	Trash Service	1	\$ 34.73	\$ 416.76
CITY OF COACHELLA	768-325-019	53934	MAHOGANY CT	Trash Service	1	\$ 34.73	\$ 416.76
CITY OF COACHELLA	768-325-020	53946	MAHOGANY CT	Trash Service	1	\$ 34.73	\$ 416.76
CITY OF COACHELLA	768-325-021	53964	MAHOGANY CT	Trash Service	1	\$ 34.73	\$ 416.76
CITY OF COACHELLA	768-325-022	53968	MAHOGANY CT	Trash Service	1	\$ 34.73	\$ 416.76
CITY OF COACHELLA	768-325-022	53968	MAHOGANY CT	Additional Trash	1	\$ 9.72	\$ 116.64
CITY OF COACHELLA	768-325-023	53963	MAHOGANY CT	Trash Service	1	\$ 34.73	\$ 416.76
CITY OF COACHELLA	768-325-024	53953	MAHOGANY CT	Trash Service	1	\$ 34.73	\$ 416.76
CITY OF COACHELLA	768-325-025	53943	MAHOGANY CT	Trash Service	1	\$ 34.73	\$ 416.76
CITY OF COACHELLA	768-325-026	53933	MAHOGANY CT	Trash Service	1	\$ 34.73	\$ 416.76
CITY OF COACHELLA	768-325-027	84387	SCARLET WAY	Trash Service	1	\$ 34.73	\$ 416.76
CITY OF COACHELLA	768-325-028	84375	SCARLET WAY	Trash Service	1	\$ 34.73	\$ 416.76
CITY OF COACHELLA	768-325-029	84357	SCARLET WAY	Trash Service	1	\$ 34.73	\$ 416.76
CITY OF COACHELLA	768-325-031	84360	AVE 54	Trash Service	1	\$ 34.73	\$ 416.76
CITY OF COACHELLA	768-325-032	84350	AVE 54	Trash Service	1	\$ 34.73	\$ 416.76
CITY OF COACHELLA	768-340-002	84761	CALLE ROJO	Trash Service	1	\$ 34.73	\$ 416.76
CITY OF COACHELLA	768-340-003	84763	CALLE ROJO	Trash Service	1	\$ 34.73	\$ 416.76
CITY OF COACHELLA	768-340-004	84765	CALLE ROJO	Trash Service	1	\$ 34.73	\$ 416.76
CITY OF COACHELLA	768-340-004	84765	CALLE ROJO	Additional Trash	1	\$ 9.72	\$ 116.64
CITY OF COACHELLA	768-340-011	52487	CALLE EMPALME	Trash Service	1	\$ 34.73	\$ 416.76
CITY OF COACHELLA	768-340-012	52465	CALLE EMPALME	Trash Service	1	\$ 34.73	\$ 416.76
CITY OF COACHELLA	768-340-013	52435	CALLE EMPALME	Trash Service	1	\$ 34.73	\$ 416.76
CITY OF COACHELLA	768-340-013	52435	CALLE EMPALME	Additional Trash	1	\$ 9.72	\$ 116.64
CITY OF COACHELLA	768-340-014	52407	CALLE EMPALME	Trash Service	1	\$ 34.73	\$ 416.76
CITY OF COACHELLA	768-340-014	52407	CALLE EMPALME	Additional Trash	1	\$ 9.72	\$ 116.64
CITY OF COACHELLA	768-340-015	52375	CALLE EMPALME	Trash Service	1	\$ 34.73	\$ 416.76
CITY OF COACHELLA	768-340-016	52355	CALLE EMPALME	Trash Service	1	\$ 34.73	\$ 416.76
CITY OF COACHELLA	768-340-017	52335	CALLE EMPALME	Trash Service	1	\$ 34.73	\$ 416.76
CITY OF COACHELLA	768-340-017	52335	CALLE EMPALME	Additional Trash	1	\$ 9.72	\$ 116.64

### City of Coachella proposed 2024-25 Tax File

Customer Name	Parcel #	Address	Street	Service Level	Units	Total Monthly Rate	Total Annual Rate
CITY OF COACHELLA	768-350-001	52781	FAMILY CIR	Trash Service	1	\$ 34.73	\$ 416.76
CITY OF COACHELLA	768-360-001	52821	CALLE DIEGO	Trash Service	1	\$ 34.73	\$ 416.76
CITY OF COACHELLA	768-360-002	52861	CALLE DIEGO	Trash Service	1	\$ 34.73	\$ 416.76
CITY OF COACHELLA	768-360-003	52875	CALLE DIEGO	Trash Service	1	\$ 34.73	\$ 416.76
CITY OF COACHELLA	768-360-003	52875	CALLE DIEGO	Additional Trash	1	\$ 9.72	\$ 116.64
CITY OF COACHELLA	768-361-001	52876	CALLE DIEGO	Trash Service	1	\$ 34.73	\$ 416.76
CITY OF COACHELLA	768-361-002	52856	CALLE DIEGO	Trash Service	1	\$ 34.73	\$ 416.76
CITY OF COACHELLA	768-361-003	52850	CALLE DIEGO	Trash Service	1	\$ 34.73	\$ 416.76
CITY OF COACHELLA	768-361-004	84561	CALLE GREGORIO	Trash Service	1	\$ 34.73	\$ 416.76
CITY OF COACHELLA	768-361-005	84567	CALLE GREGORIO	Trash Service	1	\$ 34.73	\$ 416.76
CITY OF COACHELLA	768-361-006	84571	CALLE GREGORIO	Trash Service	1	\$ 34.73	\$ 416.76
CITY OF COACHELLA	768-361-007	84577	CALLE GREGORIO	Trash Service	1	\$ 34.73	\$ 416.76
CITY OF COACHELLA	768-361-008	84583	CALLE GREGORIO	Trash Service	1	\$ 34.73	\$ 416.76
CITY OF COACHELLA	768-361-008	84583	CALLE GREGORIO	Additional Trash	1	\$ 9.72	\$ 116.64
CITY OF COACHELLA	768-361-009	84589	CALLE GREGORIO	Trash Service	1	\$ 34.73	\$ 416.76
CITY OF COACHELLA	768-361-010	84595	CALLE GREGORIO	Trash Service	1	\$ 34.73	\$ 416.76
CITY OF COACHELLA	768-361-011	84599	CALLE GREGORIO	Trash Service	1	\$ 34.73	\$ 416.76
CITY OF COACHELLA	768-361-012	52865	CALLE LEANDRO	Trash Service	1	\$ 34.73	\$ 416.76
CITY OF COACHELLA	768-361-013	84580	CALLE BERNARDO	Trash Service	1	\$ 34.73	\$ 416.76
CITY OF COACHELLA	768-361-014	84571	CALLE BERNARDO	Trash Service	1	\$ 34.73	\$ 416.76
CITY OF COACHELLA	768-362-001	52862	CALLE LEANDRO	Trash Service	1	\$ 34.73	\$ 416.76
CITY OF COACHELLA	768-362-002	52852	CALLE LEANDRO	Trash Service	1	\$ 34.73	\$ 416.76
CITY OF COACHELLA	768-362-003	52838	CALLE LEANDRO	Trash Service	1	\$ 34.73	\$ 416.76
CITY OF COACHELLA	768-362-004	52826	CALLE LEANDRO	Trash Service	1	\$ 34.73	\$ 416.76
CITY OF COACHELLA	768-362-005	52822	CALLE LEANDRO	Trash Service	1	\$ 34.73	\$ 416.76
CITY OF COACHELLA	768-362-006	52810	CALLE LEANDRO	Trash Service	1	\$ 34.73	\$ 416.76
CITY OF COACHELLA	768-362-007	52798	CALLE LEANDRO	Trash Service	1	\$ 34.73	\$ 416.76
CITY OF COACHELLA	768-362-008	52788	CALLE LEANDRO	Trash Service	1	\$ 34.73	\$ 416.76
CITY OF COACHELLA	768-362-008	52788	CALLE LEANDRO	Additional Trash	1	\$ 9.72	\$ 116.64
CITY OF COACHELLA	768-362-009	52776	CALLE LEANDRO	Trash Service	1	\$ 34.73	\$ 416.76
CITY OF COACHELLA	768-362-010	52770	CALLE LEANDRO	Trash Service	1	\$ 34.73	\$ 416.76
CITY OF COACHELLA	768-362-011	52769	CALLE LEANDRO	Trash Service	1	\$ 34.73	\$ 416.76
CITY OF COACHELLA	768-362-013	52783	CALLE LEANDRO	Trash Service	1	\$ 34.73	\$ 416.76

### City of Coachella proposed 2024-25 Tax File

Customer Name	Parcel #	Address	Street	Service Level	Units	Total Monthly Rate	Total Annual Rate
CITY OF COACHELLA	768-362-014	52793	CALLE LEANDRO	Trash Service	1	\$ 34.73	\$ 416.76
CITY OF COACHELLA	768-362-015	52805	CALLE LEANDRO	Trash Service	1	\$ 34.73	\$ 416.76
CITY OF COACHELLA	768-362-016	52817	CALLE LEANDRO	Trash Service	1	\$ 34.73	\$ 416.76
CITY OF COACHELLA	768-362-017	84594	CALLE GREGORIO	Trash Service	1	\$ 34.73	\$ 416.76
CITY OF COACHELLA	768-362-018	84588	CALLE GREGORIO	Trash Service	1	\$ 34.73	\$ 416.76
CITY OF COACHELLA	768-362-019	84582	CALLE GREGORIO	Trash Service	1	\$ 34.73	\$ 416.76
CITY OF COACHELLA	768-362-020	84576	CALLE GREGORIO	Trash Service	1	\$ 34.73	\$ 416.76
CITY OF COACHELLA	768-362-021	84570	CALLE GREGORIO	Trash Service	1	\$ 34.73	\$ 416.76
CITY OF COACHELLA	768-362-022	84566	CALLE GREGORIO	Trash Service	1	\$ 34.73	\$ 416.76
CITY OF COACHELLA	768-362-023	84560	CALLE GREGORIO	Trash Service	1	\$ 34.73	\$ 416.76
CITY OF COACHELLA	768-362-024	84548	CALLE GREGORIO	Trash Service	1	\$ 34.73	\$ 416.76
CITY OF COACHELLA	768-362-025	84538	CALLE GREGORIO	Trash Service	1	\$ 34.73	\$ 416.76
CITY OF COACHELLA	768-362-026	84526	CALLE GREGORIO	Trash Service	1	\$ 34.73	\$ 416.76
CITY OF COACHELLA	768-362-027	84514	CALLE GREGORIO	Trash Service	1	\$ 34.73	\$ 416.76
CITY OF COACHELLA	768-362-029	52771	CALLE LEANDRO	Trash Service	1	\$ 34.73	\$ 416.76
CITY OF COACHELLA	768-370-001	52887	CALLE DIEGO	Trash Service	1	\$ 34.73	\$ 416.76
CITY OF COACHELLA	768-370-001	52887	CALLE DIEGO	Additional Recycle	1	\$ 9.72	\$ 116.64
CITY OF COACHELLA	768-370-002	52899	CALLE DIEGO	Trash Service	1	\$ 34.73	\$ 416.76
CITY OF COACHELLA	768-370-003	52913	CALLE DIEGO	Trash Service	1	\$ 34.73	\$ 416.76
CITY OF COACHELLA	768-370-004	52923	CALLE DIEGO	Trash Service	1	\$ 34.73	\$ 416.76
CITY OF COACHELLA	768-370-004	52923	CALLE DIEGO	Additional Trash	1	\$ 9.72	\$ 116.64
CITY OF COACHELLA	768-370-005	52933	CALLE DIEGO	Trash Service	1	\$ 34.73	\$ 416.76
CITY OF COACHELLA	768-370-006	52945	CALLE DIEGO	Trash Service	1	\$ 34.73	\$ 416.76
CITY OF COACHELLA	768-370-007	84569	VIA SANTIAGO	Trash Service	1	\$ 34.73	\$ 416.76
CITY OF COACHELLA	768-370-008	84571	VIA SANTIAGO	Trash Service	1	\$ 34.73	\$ 416.76
CITY OF COACHELLA	768-370-008	84571	VIA SANTIAGO	Additional Trash	1	\$ 9.72	\$ 116.64
CITY OF COACHELLA	768-370-009	84559	VIA SANTIAGO	Trash Service	1	\$ 34.73	\$ 416.76
CITY OF COACHELLA	768-370-010	84549	CALLE DIEGO	Trash Service	1	\$ 34.73	\$ 416.76
CITY OF COACHELLA	768-370-011	84561	CALLE DIEGO	Trash Service	1	\$ 34.73	\$ 416.76
CITY OF COACHELLA	768-370-012	84573	CALLE DIEGO	Trash Service	1	\$ 34.73	\$ 416.76
CITY OF COACHELLA	768-370-013	84579	CALLE DIEGO	Trash Service	1	\$ 34.73	\$ 416.76
CITY OF COACHELLA	768-370-014	84585	CALLE DIEGO	Trash Service	1	\$ 34.73	\$ 416.76
CITY OF COACHELLA	768-370-015	84591	CALLE DIEGO	Trash Service	1	\$ 34.73	\$ 416.76

### City of Coachella proposed 2024-25 Tax File

Customer Name	Parcel #	Address	Street	Service Level	Units	Total Monthly Rate	Total Annual Rate
CITY OF COACHELLA	768-370-016	84597	CALLE DIEGO	Trash Service	1	\$ 34.73	\$ 416.76
CITY OF COACHELLA	768-370-017	84601	CALLE DIEGO	Trash Service	1	\$ 34.73	\$ 416.76
CITY OF COACHELLA	768-370-018	84607	CALLE DIEGO	Trash Service	1	\$ 34.73	\$ 416.76
CITY OF COACHELLA	768-370-019	84613	CALLE DIEGO	Trash Service	1	\$ 34.73	\$ 416.76
CITY OF COACHELLA	768-370-020	84619	CALLE DIEGO	Trash Service	1	\$ 34.73	\$ 416.76
CITY OF COACHELLA	768-371-001	84629	CALLE DIEGO	Trash Service	1	\$ 34.73	\$ 416.76
CITY OF COACHELLA	768-371-002	84635	CALLE DIEGO	Trash Service	1	\$ 34.73	\$ 416.76
CITY OF COACHELLA	768-371-003	84641	CALLE DIEGO	Trash Service	1	\$ 34.73	\$ 416.76
CITY OF COACHELLA	768-371-004	84647	CALLE DIEGO	Trash Service	1	\$ 34.73	\$ 416.76
CITY OF COACHELLA	768-371-005	84644	CALLE DIEGO	Trash Service	1	\$ 34.73	\$ 416.76
CITY OF COACHELLA	768-371-006	84638	CALLE DIEGO	Trash Service	1	\$ 34.73	\$ 416.76
CITY OF COACHELLA	768-371-007	84632	CALLE DIEGO	Trash Service	1	\$ 34.73	\$ 416.76
CITY OF COACHELLA	768-371-008	84626	CALLE DIEGO	Trash Service	1	\$ 34.73	\$ 416.76
CITY OF COACHELLA	768-371-009	52926	CALLE LEANDRO	Trash Service	1	\$ 34.73	\$ 416.76
CITY OF COACHELLA	768-371-010	84629	CALLE BERNARDO	Trash Service	1	\$ 34.73	\$ 416.76
CITY OF COACHELLA	768-371-011	84635	CALLE BERNARDO	Trash Service	1	\$ 34.73	\$ 416.76
CITY OF COACHELLA	768-371-012	84641	CALLE BERNARDO	Trash Service	1	\$ 34.73	\$ 416.76
CITY OF COACHELLA	768-371-013	84647	CALLE BERNARDO	Trash Service	1	\$ 34.73	\$ 416.76
CITY OF COACHELLA	768-371-014	84644	CALLE BERNARDO	Trash Service	1	\$ 34.73	\$ 416.76
CITY OF COACHELLA	768-371-014	84644	CALLE BERNARDO	Additional Trash	1	\$ 9.72	\$ 116.64
CITY OF COACHELLA	768-371-015	84638	CALLE BERNARDO	Trash Service	1	\$ 34.73	\$ 416.76
CITY OF COACHELLA	768-371-015	84638	CALLE BERNARDO	Additional Trash	1	\$ 9.72	\$ 116.64
CITY OF COACHELLA	768-371-016	84632	CALLE BERNARDO	Trash Service	1	\$ 34.73	\$ 416.76
CITY OF COACHELLA	768-371-016	84632	CALLE BERNARDO	Additional Trash	1	\$ 9.72	\$ 116.64
CITY OF COACHELLA	768-371-017	84626	CALLE BERNARDO	Trash Service	1	\$ 34.73	\$ 416.76
CITY OF COACHELLA	768-371-018	52884	CALLE LEANDRO	Trash Service	1	\$ 34.73	\$ 416.76
CITY OF COACHELLA	768-371-019	52872	CALLE LEANDRO	Trash Service	1	\$ 34.73	\$ 416.76
CITY OF COACHELLA	768-372-001	84618	CALLE DIEGO	Trash Service	1	\$ 34.73	\$ 416.76
CITY OF COACHELLA	768-372-002	84612	CALLE DIEGO	Trash Service	1	\$ 34.73	\$ 416.76
CITY OF COACHELLA	768-372-003	84606	CALLE DIEGO	Trash Service	1	\$ 34.73	\$ 416.76
CITY OF COACHELLA	768-372-005	84596	CALLE DIEGO	Trash Service	1	\$ 34.73	\$ 416.76
CITY OF COACHELLA	768-372-006	84590	CALLE DIEGO	Trash Service	1	\$ 34.73	\$ 416.76
CITY OF COACHELLA	768-372-007	84584	CALLE DIEGO	Trash Service	1	\$ 34.73	\$ 416.76

### City of Coachella proposed 2024-25 Tax File

Customer Name	Parcel #	Address	Street	Service Level	Units	Total Monthly Rate	Total Annual Rate
CITY OF COACHELLA	768-372-008	84574	CALLE DIEGO	Trash Service	1	\$ 34.73	\$ 416.76
CITY OF COACHELLA	768-372-009	84562	CALLE DIEGO	Trash Service	1	\$ 34.73	\$ 416.76
CITY OF COACHELLA	768-372-010	52936	CALLE DIEGO	Trash Service	1	\$ 34.73	\$ 416.76
CITY OF COACHELLA	768-372-011	52922	CALLE DIEGO	Trash Service	1	\$ 34.73	\$ 416.76
CITY OF COACHELLA	768-372-012	52900	CALLE DIEGO	Trash Service	1	\$ 34.73	\$ 416.76
CITY OF COACHELLA	768-372-013	52890	CALLE DIEGO	Trash Service	1	\$ 34.73	\$ 416.76
CITY OF COACHELLA	768-372-014	52888	CALLE DIEGO	Trash Service	1	\$ 34.73	\$ 416.76
CITY OF COACHELLA	768-372-015	52881	CALLE LEANDRO	Trash Service	1	\$ 34.73	\$ 416.76
CITY OF COACHELLA	768-372-016	84610	CALLE BERNARDO	Trash Service	1	\$ 34.73	\$ 416.76
CITY OF COACHELLA	768-372-017	84604	CALLE BERNARDO	Trash Service	1	\$ 34.73	\$ 416.76
CITY OF COACHELLA	768-372-018	84598	CALLE BERNARDO	Trash Service	1	\$ 34.73	\$ 416.76
CITY OF COACHELLA	768-372-019	84592	CALLE BERNARDO	Trash Service	1	\$ 34.73	\$ 416.76
CITY OF COACHELLA	768-372-020	84586	CALLE BERNARDO	Trash Service	1	\$ 34.73	\$ 416.76
CITY OF COACHELLA	768-372-021	84584	CALLE BERNARDO	Trash Service	1	\$ 34.73	\$ 416.76
CITY OF COACHELLA	768-372-022	84573	CALLE BERNARDO	Trash Service	1	\$ 34.73	\$ 416.76
CITY OF COACHELLA	768-372-023	84575	CALLE BERNARDO	Trash Service	1	\$ 34.73	\$ 416.76
CITY OF COACHELLA	768-372-024	84577	CALLE BERNARDO	Trash Service	1	\$ 34.73	\$ 416.76
CITY OF COACHELLA	768-372-024	84577	CALLE BERNARDO	Additional Recycle	1	\$ 9.72	\$ 116.64
CITY OF COACHELLA	768-372-025	84581	CALLE BERNARDO	Trash Service	1	\$ 34.73	\$ 416.76
CITY OF COACHELLA	768-372-026	84583	CALLE BERNARDO	Trash Service	1	\$ 34.73	\$ 416.76
CITY OF COACHELLA	768-372-027	84589	CALLE BERNARDO	Trash Service	1	\$ 34.73	\$ 416.76
CITY OF COACHELLA	768-372-028	84595	CALLE BERNARDO	Trash Service	1	\$ 34.73	\$ 416.76
CITY OF COACHELLA	768-372-029	84601	CALLE BERNARDO	Trash Service	1	\$ 34.73	\$ 416.76
CITY OF COACHELLA	768-372-030	84607	CALLE BERNARDO	Trash Service	1	\$ 34.73	\$ 416.76
CITY OF COACHELLA	768-372-031	84613	CALLE BERNARDO	Trash Service	1	\$ 34.73	\$ 416.76
CITY OF COACHELLA	768-372-032	84617	CALLE BERNARDO	Trash Service	1	\$ 34.73	\$ 416.76
CITY OF COACHELLA	768-380-001	52120	CALLE EMPALME	Trash Service	1	\$ 34.73	\$ 416.76
CITY OF COACHELLA	768-380-002	52138	CALLE EMPALME	Trash Service	1	\$ 34.73	\$ 416.76
CITY OF COACHELLA	768-380-002	52138	CALLE EMPALME	Additional Trash	1	\$ 9.72	\$ 116.64
CITY OF COACHELLA	768-380-003	52142	CALLE EMPALME	Trash Service	1	\$ 34.73	\$ 416.76
CITY OF COACHELLA	768-380-003	52142	CALLE EMPALME	Additional Trash	1	\$ 9.72	\$ 116.64
CITY OF COACHELLA	768-380-004	52174	CALLE EMPALME	Trash Service	1	\$ 34.73	\$ 416.76
CITY OF COACHELLA	768-380-005	52192	CALLE EMPALME	Trash Service	1	\$ 34.73	\$ 416.76



### City of Coachella proposed 2024-25 Tax File

Customer Name	Parcel #	Address	Street	Service Level	Units	Total Monthly Rate	Total Annual Rate
CITY OF COACHELLA	768-380-006	52212	CALLE EMPALME	Trash Service	2	\$ 69.46	\$ 833.52
CITY OF COACHELLA	768-380-007	52234	CALLE EMPALME	Trash Service	1	\$ 34.73	\$ 416.76
CITY OF COACHELLA	768-380-007	52234	CALLE EMPALME	Additional Trash	1	\$ 9.72	\$ 116.64
CITY OF COACHELLA	768-380-008	52260	CALLE EMPALME	Trash Service	1	\$ 34.73	\$ 416.76
CITY OF COACHELLA	768-380-008	52260	CALLE EMPALME	Additional Trash	1	\$ 9.72	\$ 116.64
CITY OF COACHELLA	768-380-009	84829	CALLE ROJO	Trash Service	1	\$ 34.73	\$ 416.76
CITY OF COACHELLA	768-380-009	52280	CALLE EMPALME	Trash Service	1	\$ 34.73	\$ 416.76
CITY OF COACHELLA	768-380-009	52280	CALLE EMPALME	Additional Trash	1	\$ 9.72	\$ 116.64
CITY OF COACHELLA	768-380-010	52119	CALLE TECHA	Trash Service	1	\$ 34.73	\$ 416.76
CITY OF COACHELLA	768-380-010	52119	CALLE TECHA	Additional Organics	1	\$ 9.72	\$ 116.64
CITY OF COACHELLA	768-380-012	52127	CALLE TECHA	Trash Service	1	\$ 34.73	\$ 416.76
CITY OF COACHELLA	768-380-012	52127	CALLE TECHA	Additional Trash	1	\$ 9.72	\$ 116.64
CITY OF COACHELLA	768-380-013	52155	CALLE TECHA	Trash Service	1	\$ 34.73	\$ 416.76
CITY OF COACHELLA	768-380-013	52155	CALLE TECHA	Additional Trash	2	\$ 19.44	\$ 233.28
CITY OF COACHELLA	768-380-014	52191	CALLE TECHA - REAR	Trash Service	1	\$ 34.73	\$ 416.76
CITY OF COACHELLA	768-380-014	52191	CALLE TECHA FRONT	Trash Service	1	\$ 34.73	\$ 416.76
CITY OF COACHELLA	768-380-015	52211	CALLE TECHA	Trash Service	2	\$ 69.46	\$ 833.52
CITY OF COACHELLA	768-380-015	52211	CALLE TECHA - REAR	Trash Service	2	\$ 69.46	\$ 833.52
CITY OF COACHELLA	768-380-016	52233	CALLE TECHA	Trash Service	1	\$ 34.73	\$ 416.76
CITY OF COACHELLA	768-380-016	52233	CALLE TECHA	Additional Trash	1	\$ 9.72	\$ 116.64
CITY OF COACHELLA	768-380-016	52233	CALLE TECHA	Additional Recycle	1	\$ 9.72	\$ 116.64
CITY OF COACHELLA	768-380-017	52257	CALLE TECHA	Trash Service	1	\$ 34.73	\$ 416.76
CITY OF COACHELLA	768-380-017	52257	CALLE TECHA	Additional Trash	1	\$ 9.72	\$ 116.64
CITY OF COACHELLA	768-380-018	52279	CALLE TECHA	Trash Service	1	\$ 34.73	\$ 416.76
CITY OF COACHELLA	768-380-018	52279	CALLE TECHA	Additional Trash	2	\$ 19.44	\$ 233.28
CITY OF COACHELLA	768-381-001	84840	AVE 52	Trash Service	1	\$ 34.73	\$ 416.76
CITY OF COACHELLA	768-381-001	84840	AVE 52	Additional Trash	1	\$ 9.72	\$ 116.64
CITY OF COACHELLA	768-381-002	52138	CALLE TECHA	Trash Service	1	\$ 34.73	\$ 416.76
CITY OF COACHELLA	768-381-002	52138	CALLE TECHA	Additional Trash	1	\$ 9.72	\$ 116.64
CITY OF COACHELLA	768-381-003	52156	CALLE TECHA	Trash Service	2	\$ 69.46	\$ 833.52
CITY OF COACHELLA	768-381-003	52156	CALLE TECHA	Additional Trash	1	\$ 9.72	\$ 116.64
CITY OF COACHELLA	768-381-003	52156	CALLE TECHA	Additional Recycle	1	\$ 9.72	\$ 116.64
CITY OF COACHELLA	768-381-004	52174	CALLE TECHA	Trash Service	1	\$ 34.73	\$ 416.76

### City of Coachella proposed 2024-25 Tax File

Customer Name	Parcel #	Address	Street	Service Level	Units	Total Monthly Rate	Total Annual Rate
CITY OF COACHELLA	768-381-004	52174	CALLE TECHA	Additional Trash	1	\$ 9.72	\$ 116.64
CITY OF COACHELLA	768-381-005	52192	CALLE TECHA	Trash Service	1	\$ 34.73	\$ 416.76
CITY OF COACHELLA	768-381-006	52212	CALLE TECHA	Trash Service	2	\$ 69.46	\$ 833.52
CITY OF COACHELLA	768-381-006	52212	CALLE TECHA	Additional Trash	1	\$ 9.72	\$ 116.64
CITY OF COACHELLA	768-381-007	52242	CALLE TECHA	Trash Service	1	\$ 34.73	\$ 416.76
CITY OF COACHELLA	768-381-008	52258	CALLE TECHA	Trash Service	1	\$ 34.73	\$ 416.76
CITY OF COACHELLA	768-381-009	52280	CALLE TECHA	Trash Service	1	\$ 34.73	\$ 416.76
CITY OF COACHELLA	768-381-010	52119	CALLE AVILA	Trash Service	1	\$ 34.73	\$ 416.76
CITY OF COACHELLA	768-381-010	84851	AVE 52	Trash Service	1	\$ 34.73	\$ 416.76
CITY OF COACHELLA	768-381-011	52137	CALLE AVILA	Trash Service	2	\$ 69.46	\$ 833.52
CITY OF COACHELLA	768-381-012	52171	CALLE AVILA	Trash Service	1	\$ 34.73	\$ 416.76
CITY OF COACHELLA	768-381-012	52171	CALLE AVILA	Additional Trash	1	\$ 9.72	\$ 116.64
CITY OF COACHELLA	768-381-013	52173	CALLE AVILA	Trash Service	1	\$ 34.73	\$ 416.76
CITY OF COACHELLA	768-381-014	52191	CALLE AVILA	Trash Service	1	\$ 34.73	\$ 416.76
CITY OF COACHELLA	768-381-015	52211	CALLE AVILA	Trash Service	1	\$ 34.73	\$ 416.76
CITY OF COACHELLA	768-381-015	52211	CALLE AVILA	Additional Trash	1	\$ 9.72	\$ 116.64
CITY OF COACHELLA	768-381-016	52233	CALLE AVILA	Trash Service	1	\$ 34.73	\$ 416.76
CITY OF COACHELLA	768-381-017	52257	CALLE AVILA	Trash Service	3	\$ 104.19	\$ 1,250.28
CITY OF COACHELLA	768-381-018	52289	CALLE AVILA	Trash Service	2	\$ 69.46	\$ 833.52
CITY OF COACHELLA	768-382-001	52110	CALLE AVILA	Trash Service	2	\$ 69.46	\$ 833.52
CITY OF COACHELLA	768-382-001	52110	CALLE AVILA	Additional Trash	3	\$ 29.16	\$ 349.92
CITY OF COACHELLA	768-382-001	84871	AVE 52	Trash Service	1	\$ 34.73	\$ 416.76
CITY OF COACHELLA	768-382-001	84871	AVE 52	Additional Trash	1	\$ 9.72	\$ 116.64
CITY OF COACHELLA	768-382-002	52148	CALLE AVILA	Trash Service	2	\$ 69.46	\$ 833.52
CITY OF COACHELLA	768-382-002	52148	CALLE AVILA	Additional Trash	1	\$ 9.72	\$ 116.64
CITY OF COACHELLA	768-382-003	52156	CALLE AVILA	Trash Service	1	\$ 34.73	\$ 416.76
CITY OF COACHELLA	768-382-004	52174	CALLE AVILA	Trash Service	2	\$ 69.46	\$ 833.52
CITY OF COACHELLA	768-382-004	52174	CALLE AVILA	Additional Trash	1	\$ 9.72	\$ 116.64
CITY OF COACHELLA	768-382-005	52192	CALLE AVILA	Trash Service	4	\$ 138.92	\$ 1,667.04
CITY OF COACHELLA	768-382-005	52192	CALLE AVILA	Additional Trash	1	\$ 9.72	\$ 116.64
CITY OF COACHELLA	768-382-006	52212	CALLE AVILA	Trash Service	2	\$ 69.46	\$ 833.52
CITY OF COACHELLA	768-382-006	52212	CALLE AVILA	Additional Trash	1	\$ 9.72	\$ 116.64
CITY OF COACHELLA	768-382-007	52234	CALLE AVILA	Trash Service	1	\$ 34.73	\$ 416.76

### City of Coachella proposed 2024-25 Tax File

Customer Name	Parcel #	Address	Street	Service Level	Units	Total Monthly Rate	Total Annual Rate
CITY OF COACHELLA	768-382-008	52258	CALLE AVILA	Trash Service	1	\$ 34.73	\$ 416.76
CITY OF COACHELLA	768-382-009	52280	CALLE AVILA	Trash Service	1	\$ 34.73	\$ 416.76
CITY OF COACHELLA	768-382-010	52119	CALLE CAMACHO	Trash Service	1	\$ 34.73	\$ 416.76
CITY OF COACHELLA	768-382-011	52137	CALLE CAMACHO	Trash Service	1	\$ 34.73	\$ 416.76
CITY OF COACHELLA	768-382-011	52137	CALLE CAMACHO	Additional Trash	1	\$ 9.72	\$ 116.64
CITY OF COACHELLA	768-382-012	52155	CALLE CAMACHO	Trash Service	1	\$ 34.73	\$ 416.76
CITY OF COACHELLA	768-382-013	52173	CALLE CAMACHO	Trash Service	1	\$ 34.73	\$ 416.76
CITY OF COACHELLA	768-382-013	52173	CALLE CAMACHO	Additional Trash	1	\$ 9.72	\$ 116.64
CITY OF COACHELLA	768-382-014	52191	CALLE CAMACHO	Trash Service	1	\$ 34.73	\$ 416.76
CITY OF COACHELLA	768-382-014	52191	CALLE CAMACHO	Additional Trash	1	\$ 9.72	\$ 116.64
CITY OF COACHELLA	768-382-015	52211	CALLE CAMACHO	Trash Service	1	\$ 34.73	\$ 416.76
CITY OF COACHELLA	768-382-016	52233	CALLE CAMACHO	Trash Service	1	\$ 34.73	\$ 416.76
CITY OF COACHELLA	768-382-016	52233	CALLE CAMACHO	Additional Trash	1	\$ 9.72	\$ 116.64
CITY OF COACHELLA	768-382-017	52257	CALLE CAMACHO	Trash Service	1	\$ 34.73	\$ 416.76
CITY OF COACHELLA	768-382-017	52257	CALLE CAMACHO	Additional Trash	1	\$ 9.72	\$ 116.64
CITY OF COACHELLA	768-382-018	84848	CALLE ROJO	Trash Service	1	\$ 34.73	\$ 416.76
CITY OF COACHELLA	768-382-019	52279	CALLE CAMACHO	Trash Service	1	\$ 34.73	\$ 416.76
CITY OF COACHELLA	768-383-001	52120	CALLE CAMACHO	Trash Service	1	\$ 34.73	\$ 416.76
CITY OF COACHELLA	768-383-001	52120	CALLE CAMACHO	Additional Trash	1	\$ 9.72	\$ 116.64
CITY OF COACHELLA	768-383-002	52138	CALLE CAMACHO	Trash Service	1	\$ 34.73	\$ 416.76
CITY OF COACHELLA	768-383-003	52156	CALLE CAMACHO	Trash Service	1	\$ 34.73	\$ 416.76
CITY OF COACHELLA	768-383-004	52174	CALLE CAMACHO	Trash Service	1	\$ 34.73	\$ 416.76
CITY OF COACHELLA	768-383-005	52194	CALLE CAMACHO	Trash Service	1	\$ 34.73	\$ 416.76
CITY OF COACHELLA	768-383-006	52212	CALLE CAMACHO	Trash Service	1	\$ 34.73	\$ 416.76
CITY OF COACHELLA	768-383-006	52212	CALLE CAMACHO	Additional Trash	1	\$ 9.72	\$ 116.64
CITY OF COACHELLA	768-383-006	52212	CALLE CAMACHO	Additional Recycle	1	\$ 9.72	\$ 116.64
CITY OF COACHELLA	768-383-007	52234	CALLE CAMACHO	Trash Service	2	\$ 69.46	\$ 833.52
CITY OF COACHELLA	768-383-008	52256	CALLE CAMACHO	Trash Service	1	\$ 34.73	\$ 416.76
CITY OF COACHELLA	768-383-008	52256	CALLE CAMACHO	Additional Trash	1	\$ 9.72	\$ 116.64
CITY OF COACHELLA	768-383-009	52280	CALLE CAMACHO	Trash Service	1	\$ 34.73	\$ 416.76
CITY OF COACHELLA	768-383-013	52191	HARRISON ST	Trash Service	1	\$ 34.73	\$ 416.76
CITY OF COACHELLA	768-383-015	52257	HARRISON ST	Trash Service	1	\$ 34.73	\$ 416.76
CITY OF COACHELLA	768-390-001	52304	CALLE EMPALME	Trash Service	1	\$ 34.73	\$ 416.76

### City of Coachella proposed 2024-25 Tax File

Customer Name	Parcel #	Address	Street	Service Level	Units	Total Monthly Rate	Total Annual Rate
CITY OF COACHELLA	768-390-001	52304	CALLE EMPALME	Additional Trash	1	\$ 9.72	\$ 116.64
CITY OF COACHELLA	768-390-002	52336	CALLE EMPALME	Trash Service	1	\$ 34.73	\$ 416.76
CITY OF COACHELLA	768-390-002	52336	CALLE EMPALME	Additional Trash	1	\$ 9.72	\$ 116.64
CITY OF COACHELLA	768-390-003	52356	CALLE EMPALME	Trash Service	1	\$ 34.73	\$ 416.76
CITY OF COACHELLA	768-390-003	52356	CALLE EMPALME	Additional Trash	1	\$ 9.72	\$ 116.64
CITY OF COACHELLA	768-390-004	52372	CALLE EMPALME	Trash Service	1	\$ 34.73	\$ 416.76
CITY OF COACHELLA	768-390-005	52388	CALLE EMPALME	Trash Service	2	\$ 69.46	\$ 833.52
CITY OF COACHELLA	768-390-005	52388	CALLE EMPALME	Additional Trash	1	\$ 9.72	\$ 116.64
CITY OF COACHELLA	768-390-006	52408	CALLE EMPALME	Trash Service	1	\$ 34.73	\$ 416.76
CITY OF COACHELLA	768-390-006	52408	CALLE EMPALME	Additional Trash	1	\$ 9.72	\$ 116.64
CITY OF COACHELLA	768-390-007	52422	CALLE EMPALME	Trash Service	1	\$ 34.73	\$ 416.76
CITY OF COACHELLA	768-390-007	52422	CALLE EMPALME	Additional Trash	1	\$ 9.72	\$ 116.64
CITY OF COACHELLA	768-390-008	52454	CALLE EMPALME	Trash Service	1	\$ 34.73	\$ 416.76
CITY OF COACHELLA	768-390-008	52454	CALLE EMPALME	Additional Trash	1	\$ 9.72	\$ 116.64
CITY OF COACHELLA	768-390-009	52484	CALLE EMPALME	Trash Service	1	\$ 34.73	\$ 416.76
CITY OF COACHELLA	768-390-010	52488	CALLE EMPALME	Trash Service	1	\$ 34.73	\$ 416.76
CITY OF COACHELLA	768-390-010	84805	CALLE VERDE	Trash Service	1	\$ 34.73	\$ 416.76
CITY OF COACHELLA	768-390-011	52315	CALLE TECHA	Trash Service	1	\$ 34.73	\$ 416.76
CITY OF COACHELLA	768-390-011	52315	CALLE TECHA	Additional Trash	1	\$ 9.72	\$ 116.64
CITY OF COACHELLA	768-390-012	52335	CALLE TECHA	Trash Service	1	\$ 34.73	\$ 416.76
CITY OF COACHELLA	768-390-013	52355	CALLE TECHA	Trash Service	1	\$ 34.73	\$ 416.76
CITY OF COACHELLA	768-390-013	52355	CALLE TECHA	Additional Trash	1	\$ 9.72	\$ 116.64
CITY OF COACHELLA	768-390-014	52371	CALLE TECHA	Trash Service	2	\$ 69.46	\$ 833.52
CITY OF COACHELLA	768-390-014	52371	CALLE TECHA	Additional Trash	2	\$ 19.44	\$ 233.28
CITY OF COACHELLA	768-390-015	52389	CALLE TECHA	Trash Service	1	\$ 34.73	\$ 416.76
CITY OF COACHELLA	768-390-016	52407	CALLE TECHA	Trash Service	1	\$ 34.73	\$ 416.76
CITY OF COACHELLA	768-390-016	52407	CALLE TECHA	Additional Trash	1	\$ 9.72	\$ 116.64
CITY OF COACHELLA	768-390-017	52429	CALLE TECHA	Trash Service	1	\$ 34.73	\$ 416.76
CITY OF COACHELLA	768-390-017	52429	CALLE TECHA	Additional Trash	1	\$ 9.72	\$ 116.64
CITY OF COACHELLA	768-390-018	52447	CALLE TECHA	Trash Service	1	\$ 34.73	\$ 416.76
CITY OF COACHELLA	768-390-018	52447	CALLE TECHA	Additional Trash	1	\$ 9.72	\$ 116.64
CITY OF COACHELLA	768-390-019	52465	CALLE TECHA	Trash Service	1	\$ 34.73	\$ 416.76
CITY OF COACHELLA	768-390-020	52487	CALLE TECHA	Trash Service	1	\$ 34.73	\$ 416.76

### City of Coachella proposed 2024-25 Tax File

Customer Name	Parcel #	Address	Street	Service Level	Units	Total Monthly Rate	Total Annual Rate
CITY OF COACHELLA	768-390-020	52487	CALLE TECHA	Additional Trash	1	\$ 9.72	\$ 116.64
CITY OF COACHELLA	768-390-020	84821	CALLE VERDE	Trash Service	1	\$ 34.73	\$ 416.76
CITY OF COACHELLA	768-391-001	84840	CALLE ROJO	Trash Service	1	\$ 34.73	\$ 416.76
CITY OF COACHELLA	768-391-001	84840	CALLE ROJO	Additional Trash	1	\$ 9.72	\$ 116.64
CITY OF COACHELLA	768-391-002	52336	CALLE TECHA	Trash Service	1	\$ 34.73	\$ 416.76
CITY OF COACHELLA	768-391-002	52336	CALLE TECHA	Additional Trash	1	\$ 9.72	\$ 116.64
CITY OF COACHELLA	768-391-003	52356	CALLE TECHA	Trash Service	1	\$ 34.73	\$ 416.76
CITY OF COACHELLA	768-391-004	52372	CALLE TECHA	Trash Service	1	\$ 34.73	\$ 416.76
CITY OF COACHELLA	768-391-004	52372	CALLE TECHA	Additional Trash	1	\$ 9.72	\$ 116.64
CITY OF COACHELLA	768-391-005	52388	CALLE TECHA	Trash Service	1	\$ 34.73	\$ 416.76
CITY OF COACHELLA	768-391-005	52388	CALLE TECHA	Additional Trash	1	\$ 9.72	\$ 116.64
CITY OF COACHELLA	768-391-006	52408	CALLE TECHA	Trash Service	1	\$ 34.73	\$ 416.76
CITY OF COACHELLA	768-391-006	52408	CALLE TECHA	Additional Trash	1	\$ 9.72	\$ 116.64
CITY OF COACHELLA	768-391-007	52436	CALLE TECHA	Trash Service	1	\$ 34.73	\$ 416.76
CITY OF COACHELLA	768-391-008	52446	CALLE TECHA	Trash Service	1	\$ 34.73	\$ 416.76
CITY OF COACHELLA	768-391-008	52446	CALLE TECHA	Additional Trash	1	\$ 9.72	\$ 116.64
CITY OF COACHELLA	768-391-009	52454	CALLE TECHA	Trash Service	1	\$ 34.73	\$ 416.76
CITY OF COACHELLA	768-391-009	52454	CALLE TECHA	Additional Trash	2	\$ 19.44	\$ 233.28
CITY OF COACHELLA	768-391-010	52466	CALLE TECHA	Trash Service	1	\$ 34.73	\$ 416.76
CITY OF COACHELLA	768-391-010	84840	CALLE VERDE	Trash Service	1	\$ 34.73	\$ 416.76
CITY OF COACHELLA	768-391-010	84840	CALLE VERDE	Additional Trash	1	\$ 9.72	\$ 116.64
CITY OF COACHELLA	768-391-011	52315	CALLE AVILA	Trash Service	1	\$ 34.73	\$ 416.76
CITY OF COACHELLA	768-391-011	52315	CALLE AVILA	Trash Service	3	\$ 104.19	\$ 1,250.28
CITY OF COACHELLA	768-391-012	52335	CALLE AVILA	Trash Service	2	\$ 69.46	\$ 833.52
CITY OF COACHELLA	768-391-012	52335	CALLE AVILA	Additional Trash	1	\$ 9.72	\$ 116.64
CITY OF COACHELLA	768-391-013	52355	CALLE AVILA	Trash Service	1	\$ 34.73	\$ 416.76
CITY OF COACHELLA	768-391-013	52355	CALLE AVILA	Additional Trash	1	\$ 9.72	\$ 116.64
CITY OF COACHELLA	768-391-014	52371	CALLE AVILA	Trash Service	1	\$ 34.73	\$ 416.76
CITY OF COACHELLA	768-391-014	52371	CALLE AVILA	Additional Trash	1	\$ 9.72	\$ 116.64
CITY OF COACHELLA	768-391-015	52391	CALLE AVILA	Trash Service	1	\$ 34.73	\$ 416.76
CITY OF COACHELLA	768-391-016	52407	CALLE AVILA	Trash Service	1	\$ 34.73	\$ 416.76
CITY OF COACHELLA	768-391-016	52407	CALLE AVILA	Additional Trash	1	\$ 9.72	\$ 116.64
CITY OF COACHELLA	768-391-017	52427	CALLE AVILA	Trash Service	1	\$ 34.73	\$ 416.76

### City of Coachella proposed 2024-25 Tax File

Customer Name	Parcel #	Address	Street	Service Level	Units	Total Monthly Rate	Total Annual Rate
CITY OF COACHELLA	768-391-017	52427	CALLE AVILA	Additional Trash	1	\$ 9.72	\$ 116.64
CITY OF COACHELLA	768-391-018	52443	CALLE AVILA	Trash Service	1	\$ 34.73	\$ 416.76
CITY OF COACHELLA	768-391-018	52443	CALLE AVILA	Additional Trash	1	\$ 9.72	\$ 116.64
CITY OF COACHELLA	768-391-019	52465	CALLE AVILA	Trash Service	1	\$ 34.73	\$ 416.76
CITY OF COACHELLA	768-391-019	52465	CALLE AVILA	Additional Trash	1	\$ 9.72	\$ 116.64
CITY OF COACHELLA	768-391-020	52487	CALLE AVILA	Trash Service	1	\$ 34.73	\$ 416.76
CITY OF COACHELLA	768-391-020	84855	CALLE VERDE	Trash Service	1	\$ 34.73	\$ 416.76
CITY OF COACHELLA	768-392-001	52316	CALLE AVILA	Trash Service	1	\$ 34.73	\$ 416.76
CITY OF COACHELLA	768-392-002	52336	CALLE AVILA	Trash Service	1	\$ 34.73	\$ 416.76
CITY OF COACHELLA	768-392-003	52356	CALLE AVILA	Trash Service	1	\$ 34.73	\$ 416.76
CITY OF COACHELLA	768-392-004	52372	CALLE AVILA	Trash Service	1	\$ 34.73	\$ 416.76
CITY OF COACHELLA	768-392-004	52372	CALLE AVILA	Additional Trash	1	\$ 9.72	\$ 116.64
CITY OF COACHELLA	768-392-005	52390	CALLE AVILA	Trash Service	2	\$ 69.46	\$ 833.52
CITY OF COACHELLA	768-392-005	52390	CALLE AVILA	Additional Trash	1	\$ 9.72	\$ 116.64
CITY OF COACHELLA	768-392-006	52408	CALLE AVILA	Trash Service	1	\$ 34.73	\$ 416.76
CITY OF COACHELLA	768-392-007	52426	CALLE AVILA	Trash Service	1	\$ 34.73	\$ 416.76
CITY OF COACHELLA	768-392-008	52448	CALLE AVILA	Trash Service	1	\$ 34.73	\$ 416.76
CITY OF COACHELLA	768-392-009	52466	CALLE AVILA	Trash Service	1	\$ 34.73	\$ 416.76
CITY OF COACHELLA	768-392-009	52466	CALLE AVILA	Additional Trash	1	\$ 9.72	\$ 116.64
CITY OF COACHELLA	768-392-009	52466	CALLE AVILA	Additional Organics	1	\$ 9.72	\$ 116.64
CITY OF COACHELLA	768-392-010	52488	CALLE AVILA	Trash Service	1	\$ 34.73	\$ 416.76
CITY OF COACHELLA	768-392-011	52317	CALLE CAMACHO	Trash Service	1	\$ 34.73	\$ 416.76
CITY OF COACHELLA	768-392-011	52317	CALLE CAMACHO	Additional Trash	1	\$ 9.72	\$ 116.64
CITY OF COACHELLA	768-392-012	52335	CALLE CAMACHO	Trash Service	1	\$ 34.73	\$ 416.76
CITY OF COACHELLA	768-392-012	52335	CALLE CAMACHO	Additional Trash	1	\$ 9.72	\$ 116.64
CITY OF COACHELLA	768-392-013	52349	CALLE CAMACHO	Trash Service	1	\$ 34.73	\$ 416.76
CITY OF COACHELLA	768-392-013	52349	CALLE CAMACHO	Additional Trash	1	\$ 9.72	\$ 116.64
CITY OF COACHELLA	768-392-014	52361	CALLE CAMACHO	Trash Service	1	\$ 34.73	\$ 416.76
CITY OF COACHELLA	768-392-015	52355	CALLE CAMACHO	Trash Service	1	\$ 34.73	\$ 416.76
CITY OF COACHELLA	768-392-016	52409	CALLE CAMACHO	Trash Service	1	\$ 34.73	\$ 416.76
CITY OF COACHELLA	768-392-017	52391	CALLE CAMACHO	Trash Service	1	\$ 34.73	\$ 416.76
CITY OF COACHELLA	768-392-017	52391	CALLE CAMACHO	Additional Trash	1	\$ 9.72	\$ 116.64
CITY OF COACHELLA	768-392-018	52447	CALLE CAMACHO	Trash Service	1	\$ 34.73	\$ 416.76

### City of Coachella proposed 2024-25 Tax File

Customer Name	Parcel #	Address	Street	Service Level	Units	Total Monthly Rate	Total Annual Rate
CITY OF COACHELLA	768-392-019	52461	CALLE CAMACHO	Trash Service	2	\$ 69.46	\$ 833.52
CITY OF COACHELLA	768-392-020	84935	CALLE VERDE	Trash Service	2	\$ 69.46	\$ 833.52
CITY OF COACHELLA	768-393-001	52316	CALLE CAMACHO	Trash Service	1	\$ 34.73	\$ 416.76
CITY OF COACHELLA	768-393-002	52336	CALLE CAMACHO	Trash Service	1	\$ 34.73	\$ 416.76
CITY OF COACHELLA	768-393-003	52366	CALLE CAMACHO	Trash Service	1	\$ 34.73	\$ 416.76
CITY OF COACHELLA	768-393-003	52366	CALLE CAMACHO	Additional Trash	1	\$ 9.72	\$ 116.64
CITY OF COACHELLA	768-393-003	52366	CALLE CAMACHO	Additional Organics	1	\$ 9.72	\$ 116.64
CITY OF COACHELLA	768-393-004	52376	CALLE CAMACHO	Trash Service	2	\$ 69.46	\$ 833.52
CITY OF COACHELLA	768-393-005	52378	CALLE CAMACHO	Trash Service	1	\$ 34.73	\$ 416.76
CITY OF COACHELLA	768-393-006	52408	CALLE CAMACHO	Trash Service	1	\$ 34.73	\$ 416.76
CITY OF COACHELLA	768-393-006	52408	CALLE CAMACHO	Additional Recycle	1	\$ 9.72	\$ 116.64
CITY OF COACHELLA	768-393-009	84955	CALLE VERDE	Trash Service	1	\$ 34.73	\$ 416.76
CITY OF COACHELLA	768-393-009	84955	CALLE VERDE	Additional Trash	1	\$ 9.72	\$ 116.64
CITY OF COACHELLA	768-393-011	52335	HARRISON ST	Trash Service	1	\$ 34.73	\$ 416.76
CITY OF COACHELLA	768-393-014	84966	CALLE VERDE A	Trash Service	1	\$ 34.73	\$ 416.76
CITY OF COACHELLA	768-393-014	84966	CALLE VERDE A	Additional Trash	1	\$ 9.72	\$ 116.64
CITY OF COACHELLA	768-393-014	84966	CALLE VERDE B	Trash Service	1	\$ 34.73	\$ 416.76
CITY OF COACHELLA	768-400-002	84821	CALLE ZAMORA	Trash Service	1	\$ 34.73	\$ 416.76
CITY OF COACHELLA	768-401-001	84853	CALLE LYA	Trash Service	1	\$ 34.73	\$ 416.76
CITY OF COACHELLA	768-401-001	84853	CALLE LYA	Additional Trash	1	\$ 9.72	\$ 116.64
CITY OF COACHELLA	768-401-002	84859	CALLE LYA	Trash Service	1	\$ 34.73	\$ 416.76
CITY OF COACHELLA	768-401-002	84859	CALLE LYA	Additional Trash	1	\$ 9.72	\$ 116.64
CITY OF COACHELLA	768-401-003	84863	CALLE LYA	Trash Service	1	\$ 34.73	\$ 416.76
CITY OF COACHELLA	768-401-004	84869	CALLE LYA	Trash Service	1	\$ 34.73	\$ 416.76
CITY OF COACHELLA	768-401-005	84873	CALLE LYA	Trash Service	1	\$ 34.73	\$ 416.76
CITY OF COACHELLA	768-401-006	84877	CALLE LYA	Trash Service	1	\$ 34.73	\$ 416.76
CITY OF COACHELLA	768-401-007	84881	CALLE LYA	Trash Service	1	\$ 34.73	\$ 416.76
CITY OF COACHELLA	768-401-008	84884	CALLE LYA	Trash Service	1	\$ 34.73	\$ 416.76
CITY OF COACHELLA	768-401-009	84878	CALLE LYA	Trash Service	1	\$ 34.73	\$ 416.76
CITY OF COACHELLA	768-401-009	84878	CALLE LYA	Additional Trash	1	\$ 9.72	\$ 116.64
CITY OF COACHELLA	768-401-010	84872	CALLE LYA	Trash Service	1	\$ 34.73	\$ 416.76
CITY OF COACHELLA	768-401-011	84862	CALLE LYA	Trash Service	1	\$ 34.73	\$ 416.76
CITY OF COACHELLA	768-401-011	84862	CALLE LYA	Additional Trash	1	\$ 9.72	\$ 116.64



### City of Coachella proposed 2024-25 Tax File

Customer Name	Parcel #	Address	Street	Service Level	Units	Total Monthly Rate	Total Annual Rate
CITY OF COACHELLA	768-401-012	84856	CALLE LYA	Trash Service	1	\$ 34.73	\$ 416.76
CITY OF COACHELLA	768-401-013	84850	CALLE LYA	Trash Service	1	\$ 34.73	\$ 416.76
CITY OF COACHELLA	768-401-013	84850	CALLE LYA	Additional Organics	1	\$ 9.72	\$ 116.64
CITY OF COACHELLA	768-401-013	84850	CALLE LYA	Additional Trash	1	\$ 9.72	\$ 116.64
CITY OF COACHELLA	768-401-014	84844	CALLE LYA	Trash Service	1	\$ 34.73	\$ 416.76
CITY OF COACHELLA	768-401-014	84844	CALLE LYA	Additional Trash	1	\$ 9.72	\$ 116.64
CITY OF COACHELLA	768-401-015	84843	CALLE ROBERTO	Trash Service	1	\$ 34.73	\$ 416.76
CITY OF COACHELLA	768-401-015	84843	CALLE ROBERTO	Additional Trash	1	\$ 9.72	\$ 116.64
CITY OF COACHELLA	768-401-016	84845	CALLE ROBERTO	Trash Service	1	\$ 34.73	\$ 416.76
CITY OF COACHELLA	768-401-017	84851	CALLE ROBERTO	Trash Service	1	\$ 34.73	\$ 416.76
CITY OF COACHELLA	768-401-018	84857	CALLE ROBERTO	Trash Service	1	\$ 34.73	\$ 416.76
CITY OF COACHELLA	768-401-019	84863	CALLE ROBERTO	Trash Service	1	\$ 34.73	\$ 416.76
CITY OF COACHELLA	768-401-020	84869	CALLE ROBERTO	Trash Service	1	\$ 34.73	\$ 416.76
CITY OF COACHELLA	768-401-021	84872	CALLE ROBERTO	Trash Service	1	\$ 34.73	\$ 416.76
CITY OF COACHELLA	768-401-022	84866	CALLE ROBERTO	Trash Service	1	\$ 34.73	\$ 416.76
CITY OF COACHELLA	768-401-023	84860	CALLE ROBERTO	Trash Service	1	\$ 34.73	\$ 416.76
CITY OF COACHELLA	768-401-024	84854	CALLE ROBERTO	Trash Service	1	\$ 34.73	\$ 416.76
CITY OF COACHELLA	768-401-025	84848	CALLE ROBERTO	Trash Service	1	\$ 34.73	\$ 416.76
CITY OF COACHELLA	768-401-026	84842	CALLE ROBERTO	Trash Service	1	\$ 34.73	\$ 416.76
CITY OF COACHELLA	768-401-027	84841	CALLE VERDE	Trash Service	1	\$ 34.73	\$ 416.76
CITY OF COACHELLA	768-401-028	84847	CALLE VERDE	Trash Service	1	\$ 34.73	\$ 416.76
CITY OF COACHELLA	768-401-029	84853	CALLE VERDE	Trash Service	1	\$ 34.73	\$ 416.76
CITY OF COACHELLA	768-401-030	84859	CALLE VERDE	Trash Service	1	\$ 34.73	\$ 416.76
CITY OF COACHELLA	768-401-031	84865	CALLE VERDE	Trash Service	1	\$ 34.73	\$ 416.76
CITY OF COACHELLA	768-401-031	84865	CALLE VERDE	Additional Trash	1	\$ 9.72	\$ 116.64
CITY OF COACHELLA	768-401-032	84871	CALLE VERDE	Trash Service	1	\$ 34.73	\$ 416.76
CITY OF COACHELLA	768-401-032	84871	CALLE VERDE	Additional Trash	1	\$ 9.72	\$ 116.64
CITY OF COACHELLA	768-401-032	84815	CALLE VERDE	Trash Service	1	\$ 34.73	\$ 416.76
CITY OF COACHELLA	768-401-033	84923	CALLE VERDE	Trash Service	1	\$ 34.73	\$ 416.76
CITY OF COACHELLA	768-401-034	84937	CALLE VERDE	Trash Service	1	\$ 34.73	\$ 416.76
CITY OF COACHELLA	768-401-035	52539	CALLE CAMACHO	Trash Service	1	\$ 34.73	\$ 416.76
CITY OF COACHELLA	768-401-036	52565	CALLE CAMACHO	Trash Service	1	\$ 34.73	\$ 416.76
CITY OF COACHELLA	768-401-037	52591	CALLE CAMACHO	Trash Service	1	\$ 34.73	\$ 416.76

### City of Coachella proposed 2024-25 Tax File

Customer Name	Parcel #	Address	Street	Service Level	Units	Total Monthly Rate	Total Annual Rate
CITY OF COACHELLA	768-401-038	52643	CALLE CAMACHO	Trash Service	2	\$ 69.46	\$ 833.52
CITY OF COACHELLA	768-401-039	52669	CALLE CAMACHO	Trash Service	1	\$ 34.73	\$ 416.76
CITY OF COACHELLA	768-401-039	52669	CALLE CAMACHO	Additional Trash	1	\$ 9.72	\$ 116.64
CITY OF COACHELLA	768-401-040	52695	CALLE CAMACHO	Trash Service	1	\$ 34.73	\$ 416.76
CITY OF COACHELLA	768-401-041	52721	CALLE CAMACHO	Trash Service	1	\$ 34.73	\$ 416.76
CITY OF COACHELLA	768-402-001	52720	CALLE CAMACHO	Trash Service	1	\$ 34.73	\$ 416.76
CITY OF COACHELLA	768-402-002	52694	CALLE CAMACHO	Trash Service	1	\$ 34.73	\$ 416.76
CITY OF COACHELLA	768-402-002	52694	CALLE CAMACHO	Additional Trash	1	\$ 9.72	\$ 116.64
CITY OF COACHELLA	768-402-003	52668	CALLE CAMACHO	Trash Service	1	\$ 34.73	\$ 416.76
CITY OF COACHELLA	768-402-004	52642	CALLE CAMACHO	Trash Service	1	\$ 34.73	\$ 416.76
CITY OF COACHELLA	768-402-005	52616	CALLE CAMACHO	Trash Service	1	\$ 34.73	\$ 416.76
CITY OF COACHELLA	768-402-006	52590	CALLE CAMACHO	Trash Service	1	\$ 34.73	\$ 416.76
CITY OF COACHELLA	768-402-007	52564	CALLE CAMACHO	Trash Service	1	\$ 34.73	\$ 416.76
CITY OF COACHELLA	768-402-008	52538	CALLE CAMACHO	Trash Service	1	\$ 34.73	\$ 416.76
CITY OF COACHELLA	768-402-009	84957	CALLE VERDE	Trash Service	1	\$ 34.73	\$ 416.76
CITY OF COACHELLA	768-402-009	84957	CALLE VERDE	Additional Trash	1	\$ 9.72	\$ 116.64
CITY OF COACHELLA	768-402-010	84969	CALLE VERDE	Trash Service	1	\$ 34.73	\$ 416.76
CITY OF COACHELLA	768-410-001	52715	CALLE ZAMORA	Trash Service	2	\$ 69.46	\$ 833.52
CITY OF COACHELLA	768-410-002	52736	CALLE EMPALME	Trash Service	1	\$ 34.73	\$ 416.76
CITY OF COACHELLA	768-410-002	52736	CALLE EMPALME	Additional Recycle	1	\$ 9.72	\$ 116.64
CITY OF COACHELLA	768-410-003	52754	CALLE EMPALME	Trash Service	1	\$ 34.73	\$ 416.76
CITY OF COACHELLA	768-410-004	52750	CALLE EMPALME	Trash Service	1	\$ 34.73	\$ 416.76
CITY OF COACHELLA	768-410-005	52794	CALLE EMPALME	Trash Service	1	\$ 34.73	\$ 416.76
CITY OF COACHELLA	768-410-006	52790	CALLE EMPALME	Trash Service	2	\$ 69.46	\$ 833.52
CITY OF COACHELLA	768-410-007	52828	CALLE EMPALME	Trash Service	2	\$ 69.46	\$ 833.52
CITY OF COACHELLA	768-410-007	52828	CALLE EMPALME	Additional Trash	1	\$ 9.72	\$ 116.64
CITY OF COACHELLA	768-410-008	52835	CALLE EMPALME	Trash Service	1	\$ 34.73	\$ 416.76
CITY OF COACHELLA	768-410-008	52837	CALLE EMPALME	Trash Service	1	\$ 34.73	\$ 416.76
CITY OF COACHELLA	768-410-009	52864	CALLE EMPALME	Trash Service	1	\$ 34.73	\$ 416.76
CITY OF COACHELLA	768-410-011	52717	CALLE TECHA	Trash Service	1	\$ 34.73	\$ 416.76
CITY OF COACHELLA	768-410-011	52717	CALLE TECHA	Additional Trash	1	\$ 9.72	\$ 116.64
CITY OF COACHELLA	768-410-012	52735	CALLE TECHA	Trash Service	1	\$ 34.73	\$ 416.76
CITY OF COACHELLA	768-410-012	52735	CALLE TECHA	Additional Trash	1	\$ 9.72	\$ 116.64

### City of Coachella proposed 2024-25 Tax File

Customer Name	Parcel #	Address	Street	Service Level	Units	Total Monthly Rate	Total Annual Rate
CITY OF COACHELLA	768-410-013	52755	CALLE TECHA	Trash Service	1	\$ 34.73	\$ 416.76
CITY OF COACHELLA	768-410-013	52755	CALLE TECHA	Additional Trash	2	\$ 19.44	\$ 233.28
CITY OF COACHELLA	768-410-013	52755	CALLE TECHA	Additional Recycle	1	\$ 9.72	\$ 116.64
CITY OF COACHELLA	768-410-014	52767	CALLE TECHA	Trash Service	1	\$ 34.73	\$ 416.76
CITY OF COACHELLA	768-410-015	52775	CALLE TECHA	Trash Service	2	\$ 69.46	\$ 833.52
CITY OF COACHELLA	768-410-016	52811	CALLE TECHA	Trash Service	1	\$ 34.73	\$ 416.76
CITY OF COACHELLA	768-410-016	52811	CALLE TECHA	Additional Trash	1	\$ 9.72	\$ 116.64
CITY OF COACHELLA	768-410-017	52829	CALLE TECHA	Trash Service	1	\$ 34.73	\$ 416.76
CITY OF COACHELLA	768-410-017	52829	CALLE TECHA	Additional Trash	1	\$ 9.72	\$ 116.64
CITY OF COACHELLA	768-410-018	52845	CALLE TECHA	Trash Service	1	\$ 34.73	\$ 416.76
CITY OF COACHELLA	768-410-019	52867	CALLE TECHA	Trash Service	1	\$ 34.73	\$ 416.76
CITY OF COACHELLA	768-410-019	52867	CALLE TECHA	Additional Trash	1	\$ 9.72	\$ 116.64
CITY OF COACHELLA	768-410-021	52883	CALLE TECHA	Trash Service	1	\$ 34.73	\$ 416.76
CITY OF COACHELLA	768-410-021	52883	CALLE TECHA	Additional Trash	1	\$ 9.72	\$ 116.64
CITY OF COACHELLA	768-410-021	84710	AVE 53	Trash Service	1	\$ 34.73	\$ 416.76
CITY OF COACHELLA	768-411-001	52720	CALLE TECHA	Trash Service	2	\$ 69.46	\$ 833.52
CITY OF COACHELLA	768-411-002	52736	CALLE TECHA	Trash Service	2	\$ 69.46	\$ 833.52
CITY OF COACHELLA	768-411-003	52756	CALLE TECHA	Trash Service	1	\$ 34.73	\$ 416.76
CITY OF COACHELLA	768-411-003	52756	CALLE TECHA	Additional Recycle	1	\$ 9.72	\$ 116.64
CITY OF COACHELLA	768-411-003	52756	CALLE TECHA	Additional Trash	1	\$ 9.72	\$ 116.64
CITY OF COACHELLA	768-411-004	52772	CALLE TECHA	Trash Service	1	\$ 34.73	\$ 416.76
CITY OF COACHELLA	768-411-005	52788	CALLE TECHA - REAR	Trash Service	1	\$ 34.73	\$ 416.76
CITY OF COACHELLA	768-411-005	52788	CALLE TECHA FRONT	Trash Service	2	\$ 69.46	\$ 833.52
CITY OF COACHELLA	768-411-006	52810	CALLE TECHA	Trash Service	1	\$ 34.73	\$ 416.76
CITY OF COACHELLA	768-411-006	52810	CALLE TECHA	Additional Trash	1	\$ 9.72	\$ 116.64
CITY OF COACHELLA	768-411-007	52826	CALLE TECHA	Trash Service	1	\$ 34.73	\$ 416.76
CITY OF COACHELLA	768-411-008	52860	CALLE TECHA	Trash Service	1	\$ 34.73	\$ 416.76
CITY OF COACHELLA	768-411-010	52882	CALLE TECHA	Trash Service	1	\$ 34.73	\$ 416.76
CITY OF COACHELLA	768-411-011	52717	CALLE AVILA	Trash Service	1	\$ 34.73	\$ 416.76
CITY OF COACHELLA	768-411-011	52717	CALLE AVILA	Additional Trash	1	\$ 9.72	\$ 116.64
CITY OF COACHELLA	768-411-012	52737	CALLE AVILA	Trash Service	1	\$ 34.73	\$ 416.76
CITY OF COACHELLA	768-411-012	52737	CALLE AVILA	Additional Trash	1	\$ 9.72	\$ 116.64
CITY OF COACHELLA	768-411-013	52755	CALLE AVILA	Trash Service	1	\$ 34.73	\$ 416.76

### City of Coachella proposed 2024-25 Tax File

Customer Name	Parcel #	Address	Street	Service Level	Units	Total Monthly Rate	Total Annual Rate
CITY OF COACHELLA	768-411-014	52773	CALLE AVILA	Trash Service	1	\$ 34.73	\$ 416.76
CITY OF COACHELLA	768-411-014	52773	CALLE AVILA	Additional Trash	1	\$ 9.72	\$ 116.64
CITY OF COACHELLA	768-411-015	52791	CALLE AVILA	Trash Service	1	\$ 34.73	\$ 416.76
CITY OF COACHELLA	768-411-015	52791	CALLE AVILA	Additional Trash	1	\$ 9.72	\$ 116.64
CITY OF COACHELLA	768-411-016	52809	CALLE AVILA	Trash Service	1	\$ 34.73	\$ 416.76
CITY OF COACHELLA	768-411-017	52829	CALLE AVILA	Trash Service	1	\$ 34.73	\$ 416.76
CITY OF COACHELLA	768-411-018	52845	CALLE AVILA	Trash Service	1	\$ 34.73	\$ 416.76
CITY OF COACHELLA	768-411-018	52845	CALLE AVILA	Additional Trash	1	\$ 9.72	\$ 116.64
CITY OF COACHELLA	768-411-021	52883	CALLE AVILA	Trash Service	1	\$ 34.73	\$ 416.76
CITY OF COACHELLA	768-412-001	52718	CALLE AVILA	Trash Service	1	\$ 34.73	\$ 416.76
CITY OF COACHELLA	768-412-002	52736	CALLE AVILA	Trash Service	1	\$ 34.73	\$ 416.76
CITY OF COACHELLA	768-412-003	52754	CALLE AVILA	Trash Service	1	\$ 34.73	\$ 416.76
CITY OF COACHELLA	768-412-004	52772	CALLE AVILA	Trash Service	1	\$ 34.73	\$ 416.76
CITY OF COACHELLA	768-412-004	52772	CALLE AVILA	Additional Trash	1	\$ 9.72	\$ 116.64
CITY OF COACHELLA	768-412-005	52790	CALLE AVILA	Trash Service	1	\$ 34.73	\$ 416.76
CITY OF COACHELLA	768-412-005	52790	CALLE AVILA	Additional Trash	1	\$ 9.72	\$ 116.64
CITY OF COACHELLA	768-412-006	52810	CALLE AVILA	Trash Service	1	\$ 34.73	\$ 416.76
CITY OF COACHELLA	768-412-007	52828	CALLE AVILA	Trash Service	1	\$ 34.73	\$ 416.76
CITY OF COACHELLA	768-412-008	52842	CALLE AVILA	Trash Service	1	\$ 34.73	\$ 416.76
CITY OF COACHELLA	768-412-009	52864	CALLE AVILA	Trash Service	1	\$ 34.73	\$ 416.76
CITY OF COACHELLA	768-412-010	52878	CALLE AVILA	Trash Service	1	\$ 34.73	\$ 416.76
CITY OF COACHELLA	768-412-011	52717	CALLE CAMACHO	Trash Service	1	\$ 34.73	\$ 416.76
CITY OF COACHELLA	768-412-012	52737	CALLE CAMACHO	Trash Service	1	\$ 34.73	\$ 416.76
CITY OF COACHELLA	768-412-012	52737	CALLE CAMACHO	Additional Trash	1	\$ 9.72	\$ 116.64
CITY OF COACHELLA	768-412-012	52737	CALLE CAMACHO	Additional Organics	1	\$ 9.72	\$ 116.64
CITY OF COACHELLA	768-412-013	52753	CALLE CAMACHO	Trash Service	1	\$ 34.73	\$ 416.76
CITY OF COACHELLA	768-412-014	52773	CALLE CAMACHO	Trash Service	1	\$ 34.73	\$ 416.76
CITY OF COACHELLA	768-412-015	52785	CALLE CAMACHO	Trash Service	1	\$ 34.73	\$ 416.76
CITY OF COACHELLA	768-412-015	52785	CALLE CAMACHO	Additional Organics	1	\$ 9.72	\$ 116.64
CITY OF COACHELLA	768-412-016	52809	CALLE CAMACHO	Trash Service	1	\$ 34.73	\$ 416.76
CITY OF COACHELLA	768-412-016	52809	CALLE CAMACHO	Additional Trash	1	\$ 9.72	\$ 116.64
CITY OF COACHELLA	768-412-017	52811	CALLE CAMACHO	Trash Service	1	\$ 34.73	\$ 416.76
CITY OF COACHELLA	768-412-017	52811	CALLE CAMACHO	Additional Trash	1	\$ 9.72	\$ 116.64

### City of Coachella proposed 2024-25 Tax File

Customer Name	Parcel #	Address	Street	Service Level	Units	Total Monthly Rate	Total Annual Rate
CITY OF COACHELLA	768-412-018	52829	CALLE CAMACHO	Trash Service	1	\$ 34.73	\$ 416.76
CITY OF COACHELLA	768-412-019	52845	CALLE CAMACHO	Trash Service	1	\$ 34.73	\$ 416.76
CITY OF COACHELLA	768-412-020	84789	AVE 53	Trash Service	2	\$ 69.46	\$ 833.52
CITY OF COACHELLA	768-413-001	84950	CALLE ZAMORA	Trash Service	2	\$ 69.46	\$ 833.52
CITY OF COACHELLA	768-413-001	84952	CALLE ZAMORA	Trash Service	1	\$ 34.73	\$ 416.76
CITY OF COACHELLA	768-413-002	52736	CALLE CAMACHO	Trash Service	2	\$ 69.46	\$ 833.52
CITY OF COACHELLA	768-413-002	52736	CALLE CAMACHO	Additional Trash	1	\$ 9.72	\$ 116.64
CITY OF COACHELLA	768-413-003	52754	CALLE CAMACHO	Trash Service	1	\$ 34.73	\$ 416.76
CITY OF COACHELLA	768-413-003	52754	CALLE CAMACHO	Additional Trash	1	\$ 9.72	\$ 116.64
CITY OF COACHELLA	768-413-004	52772	CALLE CAMACHO	Trash Service	3	\$ 104.19	\$ 1,250.28
CITY OF COACHELLA	768-413-004	52772	CALLE CAMACHO	Additional Trash	1	\$ 9.72	\$ 116.64
CITY OF COACHELLA	768-413-005	52790	CALLE CAMACHO	Trash Service	2	\$ 69.46	\$ 833.52
CITY OF COACHELLA	768-413-005	52790	CALLE CAMACHO	Additional Trash	1	\$ 9.72	\$ 116.64
CITY OF COACHELLA	768-413-006	52810	CALLE CAMACHO	Trash Service	1	\$ 34.73	\$ 416.76
CITY OF COACHELLA	768-413-007	52830	CALLE CAMACHO	Trash Service	1	\$ 34.73	\$ 416.76
CITY OF COACHELLA	768-413-007	52830	CALLE CAMACHO	Additional Recycle	1	\$ 9.72	\$ 116.64
CITY OF COACHELLA	768-413-007	52830	CALLE CAMACHO	Additional Trash	1	\$ 9.72	\$ 116.64
CITY OF COACHELLA	768-413-008	52878	CALLE CAMACHO	Trash Service	1	\$ 34.73	\$ 416.76
CITY OF COACHELLA	768-413-009	52864	CALLE CAMACHO	Trash Service	1	\$ 34.73	\$ 416.76
CITY OF COACHELLA	768-413-010	52888	CALLE CAMACHO A	Trash Service	1	\$ 34.73	\$ 416.76
CITY OF COACHELLA	768-413-010	52888	CALLE CAMACHO B	Trash Service	1	\$ 34.73	\$ 416.76
CITY OF COACHELLA	768-413-016	52829	HARRISON ST	Trash Service	1	\$ 34.73	\$ 416.76
CITY OF COACHELLA	768-413-017	52845	HARRISON ST	Trash Service	1	\$ 34.73	\$ 416.76
CITY OF COACHELLA	768-420-001	53002	CALLE EMPALME	Trash Service	1	\$ 34.73	\$ 416.76
CITY OF COACHELLA	768-420-002	53006	CALLE EMPALME	Trash Service	1	\$ 34.73	\$ 416.76
CITY OF COACHELLA	768-420-003	53010	CALLE EMPALME	Trash Service	1	\$ 34.73	\$ 416.76
CITY OF COACHELLA	768-420-004	53014	CALLE EMPALME	Trash Service	1	\$ 34.73	\$ 416.76
CITY OF COACHELLA	768-420-005	53018	CALLE EMPALME	Trash Service	1	\$ 34.73	\$ 416.76
CITY OF COACHELLA	768-420-006	53022	CALLE EMPALME	Trash Service	1	\$ 34.73	\$ 416.76
CITY OF COACHELLA	768-420-007	53026	CALLE EMPALME	Trash Service	1	\$ 34.73	\$ 416.76
CITY OF COACHELLA	768-420-008	53030	CALLE EMPALME	Trash Service	1	\$ 34.73	\$ 416.76
CITY OF COACHELLA	768-420-009	53034	CALLE EMPALME	Trash Service	1	\$ 34.73	\$ 416.76
CITY OF COACHELLA	768-420-010	53038	CALLE EMPALME	Trash Service	1	\$ 34.73	\$ 416.76

### City of Coachella proposed 2024-25 Tax File

Customer Name	Parcel #	Address	Street	Service Level	Units	Total Monthly Rate	Total Annual Rate
CITY OF COACHELLA	768-420-011	84736	CALLE PINO	Trash Service	1	\$ 34.73	\$ 416.76
CITY OF COACHELLA	768-420-012	84732	CALLE PINO	Trash Service	1	\$ 34.73	\$ 416.76
CITY OF COACHELLA	768-420-013	84728	CALLE PINO	Trash Service	1	\$ 34.73	\$ 416.76
CITY OF COACHELLA	768-420-014	84724	CALLE PINO	Trash Service	1	\$ 34.73	\$ 416.76
CITY OF COACHELLA	768-420-015	84720	CALLE PINO	Trash Service	1	\$ 34.73	\$ 416.76
CITY OF COACHELLA	768-420-016	84716	CALLE PINO	Trash Service	1	\$ 34.73	\$ 416.76
CITY OF COACHELLA	768-420-016	84716	CALLE PINO	Additional Trash	1	\$ 9.72	\$ 116.64
CITY OF COACHELLA	768-420-017	84712	CALLE PINO	Trash Service	1	\$ 34.73	\$ 416.76
CITY OF COACHELLA	768-420-018	84708	CALLE PINO	Trash Service	1	\$ 34.73	\$ 416.76
CITY OF COACHELLA	768-420-019	53003	CALLE OLIVO	Trash Service	1	\$ 34.73	\$ 416.76
CITY OF COACHELLA	768-420-019	53003	CALLE OLIVO	Additional Trash	1	\$ 9.72	\$ 116.64
CITY OF COACHELLA	768-420-020	53007	CALLE OLIVO	Trash Service	1	\$ 34.73	\$ 416.76
CITY OF COACHELLA	768-420-021	53011	CALLE OLIVO	Trash Service	1	\$ 34.73	\$ 416.76
CITY OF COACHELLA	768-420-022	53015	CALLE OLIVO	Trash Service	1	\$ 34.73	\$ 416.76
CITY OF COACHELLA	768-420-023	53019	CALLE OLIVO	Trash Service	1	\$ 34.73	\$ 416.76
CITY OF COACHELLA	768-420-024	53023	CALLE OLIVO	Trash Service	1	\$ 34.73	\$ 416.76
CITY OF COACHELLA	768-420-025	53027	CALLE OLIVO	Trash Service	1	\$ 34.73	\$ 416.76
CITY OF COACHELLA	768-420-026	53031	CALLE OLIVO	Trash Service	1	\$ 34.73	\$ 416.76
CITY OF COACHELLA	768-420-027	84705	CALLE NOGAL	Trash Service	1	\$ 34.73	\$ 416.76
CITY OF COACHELLA	768-420-028	84709	CALLE NOGAL	Trash Service	1	\$ 34.73	\$ 416.76
CITY OF COACHELLA	768-420-029	84713	CALLE NOGAL	Trash Service	1	\$ 34.73	\$ 416.76
CITY OF COACHELLA	768-420-030	84717	CALLE NOGAL	Trash Service	1	\$ 34.73	\$ 416.76
CITY OF COACHELLA	768-420-031	84721	CALLE NOGAL	Trash Service	1	\$ 34.73	\$ 416.76
CITY OF COACHELLA	768-420-031	84721	CALLE NOGAL	Additional Recycle	1	\$ 9.72	\$ 116.64
CITY OF COACHELLA	768-420-032	84725	CALLE NOGAL	Trash Service	1	\$ 34.73	\$ 416.76
CITY OF COACHELLA	768-420-033	84729	CALLE NOGAL	Trash Service	1	\$ 34.73	\$ 416.76
CITY OF COACHELLA	768-420-034	84733	CALLE NOGAL	Trash Service	1	\$ 34.73	\$ 416.76
CITY OF COACHELLA	768-421-001	53003	CALLE CAMACHO	Trash Service	1	\$ 34.73	\$ 416.76
CITY OF COACHELLA	768-421-001	53003	CALLE CAMACHO	Additional Trash	1	\$ 9.72	\$ 116.64
CITY OF COACHELLA	768-421-002	53049	CALLE CAMACHO	Trash Service	1	\$ 34.73	\$ 416.76
CITY OF COACHELLA	768-421-002	53049	CALLE CAMACHO	Additional Trash	1	\$ 9.72	\$ 116.64
CITY OF COACHELLA	768-421-003	53063	CALLE CAMACHO	Trash Service	1	\$ 34.73	\$ 416.76
CITY OF COACHELLA	768-421-004	53097	CALLE CAMACHO	Trash Service	1	\$ 34.73	\$ 416.76

### City of Coachella proposed 2024-25 Tax File

Customer Name	Parcel #	Address	Street	Service Level	Units	Total Monthly Rate	Total Annual Rate
CITY OF COACHELLA	768-421-004	53097	CALLE CAMACHO	Additional Trash	1	\$ 9.72	\$ 116.64
CITY OF COACHELLA	768-421-007	53169	CALLE CAMACHO	Trash Service	2	\$ 69.46	\$ 833.52
CITY OF COACHELLA	768-421-008	53185	CALLE CAMACHO	Trash Service	1	\$ 34.73	\$ 416.76
CITY OF COACHELLA	768-421-009	53207	CALLE CAMACHO	Trash Service	2	\$ 69.46	\$ 833.52
CITY OF COACHELLA	768-421-009	53207	CALLE CAMACHO	Additional Trash	1	\$ 9.72	\$ 116.64
CITY OF COACHELLA	768-421-010	53225	CALLE CAMACHO	Trash Service	1	\$ 34.73	\$ 416.76
CITY OF COACHELLA	768-421-011	53245	CALLE CAMACHO	Trash Service	1	\$ 34.73	\$ 416.76
CITY OF COACHELLA	768-421-012	53246	CALLE AVILA	Trash Service	1	\$ 34.73	\$ 416.76
CITY OF COACHELLA	768-421-012	53246	CALLE AVILA	Additional Trash	1	\$ 9.72	\$ 116.64
CITY OF COACHELLA	768-421-013	53184	CALLE AVILA	Trash Service	1	\$ 34.73	\$ 416.76
CITY OF COACHELLA	768-421-013	53184	CALLE AVILA	Additional Trash	1	\$ 9.72	\$ 116.64
CITY OF COACHELLA	768-421-014	53174	CALLE AVILA	Trash Service	1	\$ 34.73	\$ 416.76
CITY OF COACHELLA	768-421-015	53170	CALLE AVILA	Trash Service	1	\$ 34.73	\$ 416.76
CITY OF COACHELLA	768-421-015	53170	CALLE AVILA	Additional Trash	1	\$ 9.72	\$ 116.64
CITY OF COACHELLA	768-421-016	53142	CALLE AVILA	Trash Service	1	\$ 34.73	\$ 416.76
CITY OF COACHELLA	768-421-016	53142	CALLE AVILA	Additional Trash	1	\$ 9.72	\$ 116.64
CITY OF COACHELLA	768-421-017	53148	CALLE AVILA	Trash Service	1	\$ 34.73	\$ 416.76
CITY OF COACHELLA	768-421-018	53124	CALLE AVILA	Trash Service	1	\$ 34.73	\$ 416.76
CITY OF COACHELLA	768-421-019	53100	CALLE AVILA	Trash Service	1	\$ 34.73	\$ 416.76
CITY OF COACHELLA	768-421-020	53078	CALLE AVILA	Trash Service	1	\$ 34.73	\$ 416.76
CITY OF COACHELLA	768-421-021	53060	CALLE AVILA	Trash Service	1	\$ 34.73	\$ 416.76
CITY OF COACHELLA	768-422-001	53024	CALLE CAMACHO	Trash Service	1	\$ 34.73	\$ 416.76
CITY OF COACHELLA	768-422-002	53046	CALLE CAMACHO	Trash Service	1	\$ 34.73	\$ 416.76
CITY OF COACHELLA	768-422-002	53046	CALLE CAMACHO	Additional Trash	1	\$ 9.72	\$ 116.64
CITY OF COACHELLA	768-422-003	53064	CALLE CAMACHO	Trash Service	1	\$ 34.73	\$ 416.76
CITY OF COACHELLA	768-422-004	53016	CALLE CAMACHO	Trash Service	1	\$ 34.73	\$ 416.76
CITY OF COACHELLA	768-422-005	53084	CALLE CAMACHO	Trash Service	1	\$ 34.73	\$ 416.76
CITY OF COACHELLA	768-422-006	53104	CALLE CAMACHO 1	Trash Service	1	\$ 34.73	\$ 416.76
CITY OF COACHELLA	768-422-007	53144	CALLE CAMACHO	Trash Service	1	\$ 34.73	\$ 416.76
CITY OF COACHELLA	768-422-008	53168	CALLE CAMACHO	Trash Service	1	\$ 34.73	\$ 416.76
CITY OF COACHELLA	768-422-009	53186	CALLE CAMACHO	Trash Service	1	\$ 34.73	\$ 416.76
CITY OF COACHELLA	768-422-010	53202	CALLE CAMACHO	Trash Service	2	\$ 69.46	\$ 833.52
CITY OF COACHELLA	768-422-010	53202	CALLE CAMACHO	Additional Trash	1	\$ 9.72	\$ 116.64



### City of Coachella proposed 2024-25 Tax File

Customer Name	Parcel #	Address	Street	Service Level	Units	Total Monthly Rate	Total Annual Rate
CITY OF COACHELLA	768-422-011	53218	CALLE CAMACHO	Trash Service	1	\$ 34.73	\$ 416.76
CITY OF COACHELLA	768-422-012	53246	CALLE CAMACHO	Trash Service	1	\$ 34.73	\$ 416.76
CITY OF COACHELLA	768-422-013	84910	AVE 53	Trash Service	1	\$ 34.73	\$ 416.76
CITY OF COACHELLA	768-422-013	53015	HARRISON ST	Trash Service	1	\$ 34.73	\$ 416.76
CITY OF COACHELLA	768-422-017	53091	HARRISON ST	Trash Service	2	\$ 69.46	\$ 833.52
CITY OF COACHELLA	768-422-017	53091	HARRISON ST	Additional Trash	1	\$ 9.72	\$ 116.64
CITY OF COACHELLA	768-422-018	53147	HARRISON ST	Trash Service	1	\$ 34.73	\$ 416.76
CITY OF COACHELLA	768-422-019	53093	HARRISON ST	Trash Service	1	\$ 34.73	\$ 416.76
CITY OF COACHELLA	768-422-020	53158	HARRISON ST	Trash Service	2	\$ 69.46	\$ 833.52
CITY OF COACHELLA	768-422-021	53097	HARRISON ST	Trash Service	2	\$ 69.46	\$ 833.52
CITY OF COACHELLA	768-422-022	53121	HARRISON ST	Trash Service	1	\$ 34.73	\$ 416.76
CITY OF COACHELLA	768-423-001	53023	CALLE AVILA	Trash Service	1	\$ 34.73	\$ 416.76
CITY OF COACHELLA	768-423-001	53023	CALLE AVILA	Additional Trash	1	\$ 9.72	\$ 116.64
CITY OF COACHELLA	768-423-002	53019	CALLE AVILA	Trash Service	1	\$ 34.73	\$ 416.76
CITY OF COACHELLA	768-423-003	53015	CALLE AVILA	Trash Service	1	\$ 34.73	\$ 416.76
CITY OF COACHELLA	768-423-004	53011	CALLE AVILA	Trash Service	1	\$ 34.73	\$ 416.76
CITY OF COACHELLA	768-423-005	84729	CALLE PINO	Trash Service	1	\$ 34.73	\$ 416.76
CITY OF COACHELLA	768-423-006	84725	CALLE PINO	Trash Service	1	\$ 34.73	\$ 416.76
CITY OF COACHELLA	768-423-006	84725	CALLE PINO	Additional Trash	1	\$ 9.72	\$ 116.64
CITY OF COACHELLA	768-423-007	84721	CALLE PINO	Trash Service	1	\$ 34.73	\$ 416.76
CITY OF COACHELLA	768-423-008	84717	CALLE PINO	Trash Service	1	\$ 34.73	\$ 416.76
CITY OF COACHELLA	768-423-009	84713	CALLE PINO	Trash Service	1	\$ 34.73	\$ 416.76
CITY OF COACHELLA	768-423-010	84710	CALLE NOGAL	Trash Service	1	\$ 34.73	\$ 416.76
CITY OF COACHELLA	768-423-011	84714	CALLE NOGAL	Trash Service	1	\$ 34.73	\$ 416.76
CITY OF COACHELLA	768-423-012	84718	CALLE NOGAL	Trash Service	1	\$ 34.73	\$ 416.76
CITY OF COACHELLA	768-423-012	84718	CALLE NOGAL	Additional Trash	1	\$ 9.72	\$ 116.64
CITY OF COACHELLA	768-423-013	84722	CALLE NOGAL	Trash Service	1	\$ 34.73	\$ 416.76
CITY OF COACHELLA	768-423-014	84726	CALLE NOGAL	Trash Service	1	\$ 34.73	\$ 416.76
CITY OF COACHELLA	768-423-014	84726	CALLE NOGAL	Additional Trash	1	\$ 9.72	\$ 116.64
CITY OF COACHELLA	768-423-014	84726	CALLE NOGAL	Additional Recycle	1	\$ 9.72	\$ 116.64
CITY OF COACHELLA	768-430-006	53380	FREDERICK ST	Trash Service	1	\$ 34.73	\$ 416.76
CITY OF COACHELLA	768-460-001	84184	BELLISSIMA AVE	Trash Service	1	\$ 34.73	\$ 416.76
CITY OF COACHELLA	768-460-002	85172	BELLISSIMA AVE	Trash Service	1	\$ 34.73	\$ 416.76

### City of Coachella proposed 2024-25 Tax File

Customer Name	Parcel #	Address	Street	Service Level	Units	Total Monthly Rate	Total Annual Rate
CITY OF COACHELLA	768-460-003	85160	BELLISSIMA AVE	Trash Service	1	\$ 34.73	\$ 416.76
CITY OF COACHELLA	768-460-004	85148	BELLISSIMA AVE	Trash Service	1	\$ 34.73	\$ 416.76
CITY OF COACHELLA	768-460-004	85148	BELLISSIMA AVE	Additional Trash	1	\$ 9.72	\$ 116.64
CITY OF COACHELLA	768-460-005	85136	BELLISSIMA AVE	Trash Service	1	\$ 34.73	\$ 416.76
CITY OF COACHELLA	768-460-006	84126	BELLISSIMA AVE	Trash Service	1	\$ 34.73	\$ 416.76
CITY OF COACHELLA	768-460-007	84114	BELLISSIMA AVE	Trash Service	1	\$ 34.73	\$ 416.76
CITY OF COACHELLA	768-460-008	84102	BELLISSIMA AVE	Trash Service	1	\$ 34.73	\$ 416.76
CITY OF COACHELLA	768-460-009	85090	BELLISSIMA AVE	Trash Service	1	\$ 34.73	\$ 416.76
CITY OF COACHELLA	768-460-010	85080	BELLISSIMA AVE	Trash Service	1	\$ 34.73	\$ 416.76
CITY OF COACHELLA	768-460-010	85080	BELLISSIMA AVE	Additional Recycle	1	\$ 9.72	\$ 116.64
CITY OF COACHELLA	768-460-011	85068	BELLISSIMA AVE	Trash Service	1	\$ 34.73	\$ 416.76
CITY OF COACHELLA	768-460-012	84056	BELLISSIMA AVE	Trash Service	1	\$ 34.73	\$ 416.76
CITY OF COACHELLA	768-460-012	84056	BELLISSIMA AVE	Additional Trash	1	\$ 9.72	\$ 116.64
CITY OF COACHELLA	768-460-017	84185	SIENA LANE	Trash Service	1	\$ 34.73	\$ 416.76
CITY OF COACHELLA	768-460-018	84173	SIENA LANE	Trash Service	1	\$ 34.73	\$ 416.76
CITY OF COACHELLA	768-460-019	84161	SIENA LANE	Trash Service	1	\$ 34.73	\$ 416.76
CITY OF COACHELLA	768-460-020	84151	SIENA LANE	Trash Service	1	\$ 34.73	\$ 416.76
CITY OF COACHELLA	768-460-021	84139	SIENA LANE	Trash Service	1	\$ 34.73	\$ 416.76
CITY OF COACHELLA	768-460-023	84115	SIENA LANE	Trash Service	1	\$ 34.73	\$ 416.76
CITY OF COACHELLA	768-460-024	84103	SIENA LANE	Trash Service	1	\$ 34.73	\$ 416.76
CITY OF COACHELLA	768-460-025	84093	SIENA LANE	Trash Service	1	\$ 34.73	\$ 416.76
CITY OF COACHELLA	768-460-026	84079	SIENA LANE	Trash Service	1	\$ 34.73	\$ 416.76
CITY OF COACHELLA	768-460-026	84079	SIENA LANE	Additional Trash	1	\$ 9.72	\$ 116.64
CITY OF COACHELLA	768-460-027	84067	SIENA LANE	Trash Service	1	\$ 34.73	\$ 416.76
CITY OF COACHELLA	768-460-027	84067	SIENA LANE	Additional Trash	1	\$ 9.72	\$ 116.64
CITY OF COACHELLA	768-460-028	84055	SIENA LANE	Trash Service	1	\$ 34.73	\$ 416.76
CITY OF COACHELLA	768-460-029	84045	SIENA LANE	Trash Service	1	\$ 34.73	\$ 416.76
CITY OF COACHELLA	768-461-002	84033	BELLISSIMA AVE	Trash Service	1	\$ 34.73	\$ 416.76
CITY OF COACHELLA	768-461-002	84033	BELLISSIMA AVE	Additional Trash	1	\$ 9.72	\$ 116.64
CITY OF COACHELLA	768-461-003	84045	BELLISSIMA AVE	Trash Service	1	\$ 34.73	\$ 416.76
CITY OF COACHELLA	768-461-004	84055	BELLISSIMA AVE	Trash Service	1	\$ 34.73	\$ 416.76
CITY OF COACHELLA	768-461-005	84067	BELLISSIMA AVE	Trash Service	1	\$ 34.73	\$ 416.76
CITY OF COACHELLA	768-461-006	84079	BELLISSIMA AVE	Trash Service	1	\$ 34.73	\$ 416.76

### City of Coachella proposed 2024-25 Tax File

Customer Name	Parcel #	Address	Street	Service Level	Units	Total Monthly Rate	Total Annual Rate
CITY OF COACHELLA	768-461-007	84091	BELLISSIMA AVE	Trash Service	1	\$ 34.73	\$ 416.76
CITY OF COACHELLA	768-461-008	84101	BELLISSIMA AVE	Trash Service	1	\$ 34.73	\$ 416.76
CITY OF COACHELLA	768-461-009	84113	BELLISSIMA AVE	Trash Service	1	\$ 34.73	\$ 416.76
CITY OF COACHELLA	768-461-010	84125	BELLISSIMA AVE	Trash Service	1	\$ 34.73	\$ 416.76
CITY OF COACHELLA	768-461-011	84137	BELLISSIMA AVE	Trash Service	1	\$ 34.73	\$ 416.76
CITY OF COACHELLA	768-461-012	85149	BELLISSIMA AVE	Trash Service	1	\$ 34.73	\$ 416.76
CITY OF COACHELLA	768-461-013	85148	BELLA ROMA LANE	Trash Service	1	\$ 34.73	\$ 416.76
CITY OF COACHELLA	768-461-014	85136	BELLA ROMA LANE	Trash Service	1	\$ 34.73	\$ 416.76
CITY OF COACHELLA	768-461-015	85126	BELLA ROMA LANE	Trash Service	1	\$ 34.73	\$ 416.76
CITY OF COACHELLA	768-461-016	84112	BELLA ROMA LANE	Trash Service	1	\$ 34.73	\$ 416.76
CITY OF COACHELLA	768-461-016	84112	BELLA ROMA LANE	Additional Trash	1	\$ 9.72	\$ 116.64
CITY OF COACHELLA	768-461-017	84100	BELLA ROMA LANE	Trash Service	1	\$ 34.73	\$ 416.76
CITY OF COACHELLA	768-461-018	84090	BELLA ROMA LANE	Trash Service	1	\$ 34.73	\$ 416.76
CITY OF COACHELLA	768-461-019	84080	BELLA ROMA LANE	Trash Service	1	\$ 34.73	\$ 416.76
CITY OF COACHELLA	768-461-020	84068	BELLA ROMA LANE	Trash Service	1	\$ 34.73	\$ 416.76
CITY OF COACHELLA	768-461-021	84044	BELLA ROMA LANE	Trash Service	1	\$ 34.73	\$ 416.76
CITY OF COACHELLA	768-461-022	84033	BELLA ROMA LANE	Trash Service	1	\$ 34.73	\$ 416.76
CITY OF COACHELLA	768-461-023	84045	BELLA ROMA LANE	Trash Service	1	\$ 34.73	\$ 416.76
CITY OF COACHELLA	768-461-024	84067	BELLA ROMA LANE	Trash Service	1	\$ 34.73	\$ 416.76
CITY OF COACHELLA	768-461-025	84079	BELLA ROMA LANE	Trash Service	1	\$ 34.73	\$ 416.76
CITY OF COACHELLA	768-461-026	84091	BELLA ROMA LANE	Trash Service	1	\$ 34.73	\$ 416.76
CITY OF COACHELLA	768-461-027	84101	BELLA ROMA LANE	Trash Service	1	\$ 34.73	\$ 416.76
CITY OF COACHELLA	768-461-028	85113	BELLA ROMA LANE	Trash Service	1	\$ 34.73	\$ 416.76
CITY OF COACHELLA	768-461-029	84127	BELLA ROMA LANE	Trash Service	1	\$ 34.73	\$ 416.76
CITY OF COACHELLA	768-461-029	84127	BELLA ROMA LANE	Additional Trash	1	\$ 9.72	\$ 116.64
CITY OF COACHELLA	768-461-030	84137	BELLA ROMA LANE	Trash Service	1	\$ 34.73	\$ 416.76
CITY OF COACHELLA	768-461-031	84149	BELLA ROMA LANE	Trash Service	1	\$ 34.73	\$ 416.76
CITY OF COACHELLA	768-461-032	84159	BELLA ROMA LANE	Trash Service	1	\$ 34.73	\$ 416.76
CITY OF COACHELLA	768-461-033	53430	BELLA ROMA LANE	Trash Service	1	\$ 34.73	\$ 416.76
CITY OF COACHELLA	768-461-034	53408	BELLA ROMA LANE	Trash Service	1	\$ 34.73	\$ 416.76
CITY OF COACHELLA	768-461-035	53384	BELLA ROMA LANE	Trash Service	1	\$ 34.73	\$ 416.76
CITY OF COACHELLA	768-461-036	53362	BELLA ROMA LANE	Trash Service	1	\$ 34.73	\$ 416.76
CITY OF COACHELLA	768-462-001	53045	CALLE EMPALME	Trash Service	1	\$ 34.73	\$ 416.76

### City of Coachella proposed 2024-25 Tax File

Customer Name	Parcel #	Address	Street	Service Level	Units	Total Monthly Rate	Total Annual Rate
CITY OF COACHELLA	768-462-002	53051	CALLE EMPALME	Trash Service	1	\$ 34.73	\$ 416.76
CITY OF COACHELLA	768-462-002	53051	CALLE EMPALME	Additional Trash	1	\$ 9.72	\$ 116.64
CITY OF COACHELLA	768-462-003	53055	CALLE EMPALME	Trash Service	1	\$ 34.73	\$ 416.76
CITY OF COACHELLA	768-470-001	84110	LA JOLLA AVE	Trash Service	1	\$ 34.73	\$ 416.76
CITY OF COACHELLA	768-470-002	84098	LA JOLLA AVE	Trash Service	1	\$ 34.73	\$ 416.76
CITY OF COACHELLA	768-470-003	84084	LA JOLLA AVE	Trash Service	1	\$ 34.73	\$ 416.76
CITY OF COACHELLA	768-470-004	84074	LA JOLLA AVE	Trash Service	1	\$ 34.73	\$ 416.76
CITY OF COACHELLA	768-470-005	84073	LA JOLLA AVE	Trash Service	1	\$ 34.73	\$ 416.76
CITY OF COACHELLA	768-470-006	84083	LA JOLLA AVE	Trash Service	1	\$ 34.73	\$ 416.76
CITY OF COACHELLA	768-470-007	84097	LA JOLLA AVE	Trash Service	1	\$ 34.73	\$ 416.76
CITY OF COACHELLA	768-470-008	84109	LA JOLLA AVE	Trash Service	1	\$ 34.73	\$ 416.76
CITY OF COACHELLA	768-470-009	84121	LA JOLLA AVE	Trash Service	1	\$ 34.73	\$ 416.76
CITY OF COACHELLA	768-470-009	84121	LA JOLLA AVE	Additional Trash	1	\$ 9.72	\$ 116.64
CITY OF COACHELLA	768-470-010	84133	LA JOLLA AVE	Trash Service	1	\$ 34.73	\$ 416.76
CITY OF COACHELLA	768-470-011	84145	LA JOLLA AVE	Trash Service	1	\$ 34.73	\$ 416.76
CITY OF COACHELLA	768-470-011	84145	LA JOLLA AVE	Additional Trash	1	\$ 9.72	\$ 116.64
CITY OF COACHELLA	768-470-012	84146	HUNTINGTON AVE	Trash Service	1	\$ 34.73	\$ 416.76
CITY OF COACHELLA	768-470-012	84146	HUNTINGTON AVE	Additional Trash	1	\$ 9.72	\$ 116.64
CITY OF COACHELLA	768-470-013	84134	HUNTINGTON AVE	Trash Service	1	\$ 34.73	\$ 416.76
CITY OF COACHELLA	768-470-014	84122	HUNTINGTON AVE	Trash Service	1	\$ 34.73	\$ 416.76
CITY OF COACHELLA	768-470-015	84110	HUNTINGTON AVE	Trash Service	1	\$ 34.73	\$ 416.76
CITY OF COACHELLA	768-470-016	84098	HUNTINGTON AVE	Trash Service	1	\$ 34.73	\$ 416.76
CITY OF COACHELLA	768-470-016	84098	HUNTINGTON AVE	Yard Service	1	\$ 11.50	\$ 138.00
CITY OF COACHELLA	768-470-017	84086	HUNTINGTON AVE	Trash Service	1	\$ 34.73	\$ 416.76
CITY OF COACHELLA	768-470-018	84074	HUNTINGTON AVE	Trash Service	1	\$ 34.73	\$ 416.76
CITY OF COACHELLA	768-470-019	84029	HUNTINGTON AVE	Trash Service	1	\$ 34.73	\$ 416.76
CITY OF COACHELLA	768-470-020	51134	VENICE LANE	Trash Service	1	\$ 34.73	\$ 416.76
CITY OF COACHELLA	768-470-021	51114	VENICE LANE	Trash Service	1	\$ 34.73	\$ 416.76
CITY OF COACHELLA	768-470-022	51090	VENICE LANE	Trash Service	1	\$ 34.73	\$ 416.76
CITY OF COACHELLA	768-470-023	51068	VENICE LANE	Trash Service	1	\$ 34.73	\$ 416.76
CITY OF COACHELLA	768-470-024	51046	VENICE LANE	Trash Service	1	\$ 34.73	\$ 416.76
CITY OF COACHELLA	768-470-025	51045	VENICE LANE	Trash Service	1	\$ 34.73	\$ 416.76
CITY OF COACHELLA	768-470-026	51067	VENICE LANE	Trash Service	1	\$ 34.73	\$ 416.76

### City of Coachella proposed 2024-25 Tax File

Customer Name	Parcel #	Address	Street	Service Level	Units	Total Monthly Rate	Total Annual Rate
CITY OF COACHELLA	768-470-027	51089	VENICE LANE	Trash Service	1	\$ 34.73	\$ 416.76
CITY OF COACHELLA	768-470-028	51113	VENICE LANE	Trash Service	1	\$ 34.73	\$ 416.76
CITY OF COACHELLA	768-470-029	51135	VENICE LANE	Trash Service	1	\$ 34.73	\$ 416.76
CITY OF COACHELLA	768-470-030	51157	VENICE LANE	Trash Service	1	\$ 34.73	\$ 416.76
CITY OF COACHELLA	768-470-030	51157	VENICE LANE	Additional Trash	1	\$ 9.72	\$ 116.64
CITY OF COACHELLA	768-470-031	84039	HUNTINGTON AVE	Trash Service	1	\$ 34.73	\$ 416.76
CITY OF COACHELLA	768-470-032	84062	HUNTINGTON AVE	Trash Service	1	\$ 34.73	\$ 416.76
CITY OF COACHELLA	768-470-033	84051	HUNTINGTON AVE	Trash Service	1	\$ 34.73	\$ 416.76
CITY OF COACHELLA	768-470-034	84061	HUNTINGTON AVE	Trash Service	1	\$ 34.73	\$ 416.76
CITY OF COACHELLA	768-470-035	84073	HUNTINGTON AVE	Trash Service	1	\$ 34.73	\$ 416.76
CITY OF COACHELLA	768-470-036	84085	HUNTINGTON AVE	Trash Service	1	\$ 34.73	\$ 416.76
CITY OF COACHELLA	768-470-037	84097	HUNTINGTON AVE	Trash Service	1	\$ 34.73	\$ 416.76
CITY OF COACHELLA	768-470-038	84098	MANHATTAN AVE	Trash Service	1	\$ 34.73	\$ 416.76
CITY OF COACHELLA	768-470-039	84086	MANHATTAN AVE	Trash Service	1	\$ 34.73	\$ 416.76
CITY OF COACHELLA	768-470-040	84074	MANHATTAN AVE	Trash Service	1	\$ 34.73	\$ 416.76
CITY OF COACHELLA	768-470-041	84062	MANHATTAN AVE	Trash Service	1	\$ 34.73	\$ 416.76
CITY OF COACHELLA	768-470-042	84052	MANHATTAN AVE	Trash Service	1	\$ 34.73	\$ 416.76
CITY OF COACHELLA	768-470-043	84040	MANHATTAN AVE	Trash Service	1	\$ 34.73	\$ 416.76
CITY OF COACHELLA	768-470-044	84030	MANHATTAN AVE	Trash Service	1	\$ 34.73	\$ 416.76
CITY OF COACHELLA	768-470-045	84018	MANHATTAN AVE	Trash Service	1	\$ 34.73	\$ 416.76
CITY OF COACHELLA	768-471-001	84017	MANHATTAN AVE	Trash Service	1	\$ 34.73	\$ 416.76
CITY OF COACHELLA	768-471-001	84017	MANHATTAN AVE	Additional Trash	1	\$ 9.72	\$ 116.64
CITY OF COACHELLA	768-471-002	84029	MANHATTAN AVE	Trash Service	1	\$ 34.73	\$ 416.76
CITY OF COACHELLA	768-471-003	84039	MANHATTAN AVE	Trash Service	1	\$ 34.73	\$ 416.76
CITY OF COACHELLA	768-471-004	84051	MANHATTAN AVE	Trash Service	1	\$ 34.73	\$ 416.76
CITY OF COACHELLA	768-471-005	84061	MANHATTAN AVE	Trash Service	1	\$ 34.73	\$ 416.76
CITY OF COACHELLA	768-471-006	84073	MANHATTAN AVE	Trash Service	1	\$ 34.73	\$ 416.76
CITY OF COACHELLA	768-471-007	84085	MANHATTAN AVE	Trash Service	1	\$ 34.73	\$ 416.76
CITY OF COACHELLA	768-471-008	84097	MANHATTAN AVE	Trash Service	1	\$ 34.73	\$ 416.76
CITY OF COACHELLA	768-471-009	84098	CAPITOLA AVE	Trash Service	1	\$ 34.73	\$ 416.76
CITY OF COACHELLA	768-471-010	84086	CAPITOLA AVE	Trash Service	1	\$ 34.73	\$ 416.76
CITY OF COACHELLA	768-471-011	84074	CAPITOLA AVE	Trash Service	1	\$ 34.73	\$ 416.76
CITY OF COACHELLA	768-471-012	84062	CAPITOLA AVE	Trash Service	1	\$ 34.73	\$ 416.76

### City of Coachella proposed 2024-25 Tax File

Customer Name	Parcel #	Address	Street	Service Level	Units	Total Monthly Rate	Total Annual Rate
CITY OF COACHELLA	768-471-013	84052	CAPITOLA AVE	Trash Service	1	\$ 34.73	\$ 416.76
CITY OF COACHELLA	768-471-014	84040	CAPITOLA AVE	Trash Service	1	\$ 34.73	\$ 416.76
CITY OF COACHELLA	768-471-015	84032	CAPITOLA AVE	Trash Service	1	\$ 34.73	\$ 416.76
CITY OF COACHELLA	768-471-016	84039	CAPITOLA AVE	Trash Service	1	\$ 34.73	\$ 416.76
CITY OF COACHELLA	768-471-017	84051	CAPITOLA AVE	Trash Service	1	\$ 34.73	\$ 416.76
CITY OF COACHELLA	768-471-018	84061	CAPITOLA AVE	Trash Service	1	\$ 34.73	\$ 416.76
CITY OF COACHELLA	768-471-019	84073	CAPITOLA AVE	Trash Service	1	\$ 34.73	\$ 416.76
CITY OF COACHELLA	768-471-020	84085	CAPITOLA AVE	Trash Service	1	\$ 34.73	\$ 416.76
CITY OF COACHELLA	768-471-021	84097	CAPITOLA AVE	Trash Service	1	\$ 34.73	\$ 416.76
CITY OF COACHELLA	768-471-022	84107	CAPITOLA AVE	Trash Service	1	\$ 34.73	\$ 416.76
CITY OF COACHELLA	768-471-023	84119	CAPITOLA AVE	Trash Service	1	\$ 34.73	\$ 416.76
CITY OF COACHELLA	768-471-024	84131	CAPITOLA AVE	Trash Service	1	\$ 34.73	\$ 416.76
CITY OF COACHELLA	768-471-025	84143	CAPITOLA AVE	Trash Service	1	\$ 34.73	\$ 416.76
CITY OF COACHELLA	768-471-025	84143	CAPITOLA AVE	Additional Trash	1	\$ 9.72	\$ 116.64
CITY OF COACHELLA	768-471-026	84155	CAPITOLA AVE	Trash Service	1	\$ 34.73	\$ 416.76
CITY OF COACHELLA	768-471-027	84154	LAGUNA LANE	Trash Service	1	\$ 34.73	\$ 416.76
CITY OF COACHELLA	768-471-028	84144	LAGUNA LANE	Trash Service	1	\$ 34.73	\$ 416.76
CITY OF COACHELLA	768-471-029	84132	LAGUNA LANE	Trash Service	1	\$ 34.73	\$ 416.76
CITY OF COACHELLA	768-471-030	84120	LAGUNA LANE	Trash Service	1	\$ 34.73	\$ 416.76
CITY OF COACHELLA	768-471-031	84108	LAGUNA LANE	Trash Service	1	\$ 34.73	\$ 416.76
CITY OF COACHELLA	768-471-032	84098	LAGUNA LANE	Trash Service	1	\$ 34.73	\$ 416.76
CITY OF COACHELLA	768-471-033	84086	LAGUNA LANE	Trash Service	1	\$ 34.73	\$ 416.76
CITY OF COACHELLA	768-471-034	84074	LAGUNA LANE	Trash Service	1	\$ 34.73	\$ 416.76
CITY OF COACHELLA	768-471-035	84062	LAGUNA LANE	Trash Service	1	\$ 34.73	\$ 416.76
CITY OF COACHELLA	768-471-036	84052	LAGUNA LANE	Trash Service	1	\$ 34.73	\$ 416.76
CITY OF COACHELLA	768-471-037	84040	LAGUNA LANE	Trash Service	1	\$ 34.73	\$ 416.76
CITY OF COACHELLA	768-471-038	84032	LAGUNA LANE	Trash Service	1	\$ 34.73	\$ 416.76
CITY OF COACHELLA	768-471-039	84037	LAGUNA LANE	Trash Service	1	\$ 34.73	\$ 416.76
CITY OF COACHELLA	768-471-040	84039	LAGUNA LANE	Trash Service	1	\$ 34.73	\$ 416.76
CITY OF COACHELLA	768-471-041	84059	LAGUNA LANE	Trash Service	1	\$ 34.73	\$ 416.76
CITY OF COACHELLA	768-471-042	84071	LAGUNA LANE	Trash Service	1	\$ 34.73	\$ 416.76
CITY OF COACHELLA	768-471-043	84083	LAGUNA LANE	Trash Service	1	\$ 34.73	\$ 416.76
CITY OF COACHELLA	768-471-044	84093	LAGUNA LANE	Trash Service	1	\$ 34.73	\$ 416.76

### City of Coachella proposed 2024-25 Tax File

Customer Name	Parcel #	Address	Street	Service Level	Units	Total Monthly Rate	Total Annual Rate
CITY OF COACHELLA	768-471-045	84103	LAGUNA LANE	Trash Service	1	\$ 34.73	\$ 416.76
CITY OF COACHELLA	768-471-046	84117	LAGUNA LANE	Trash Service	1	\$ 34.73	\$ 416.76
CITY OF COACHELLA	768-480-001	84167	LA JOLLA AVE	Trash Service	1	\$ 34.73	\$ 416.76
CITY OF COACHELLA	768-480-002	84179	LA JOLLA AVE	Trash Service	1	\$ 34.73	\$ 416.76
CITY OF COACHELLA	768-480-003	84191	LA JOLLA AVE	Trash Service	1	\$ 34.73	\$ 416.76
CITY OF COACHELLA	768-480-004	84201	LA JOLLA AVE	Trash Service	1	\$ 34.73	\$ 416.76
CITY OF COACHELLA	768-480-005	84213	LA JOLLA AVE	Trash Service	1	\$ 34.73	\$ 416.76
CITY OF COACHELLA	768-480-005	84213	LA JOLLA AVE	Additional Trash	1	\$ 9.72	\$ 116.64
CITY OF COACHELLA	768-480-006	84225	LA JOLLA AVE	Trash Service	1	\$ 34.73	\$ 416.76
CITY OF COACHELLA	768-480-007	84243	LA JOLLA AVE	Trash Service	1	\$ 34.73	\$ 416.76
CITY OF COACHELLA	768-480-007	84243	LA JOLLA AVE	Additional Trash	1	\$ 9.72	\$ 116.64
CITY OF COACHELLA	768-480-008	84253	LA JOLLA AVE	Trash Service	1	\$ 34.73	\$ 416.76
CITY OF COACHELLA	768-480-009	84263	LA JOLLA AVE	Trash Service	1	\$ 34.73	\$ 416.76
CITY OF COACHELLA	768-480-010	51123	NEWPORT ST	Trash Service	1	\$ 34.73	\$ 416.76
CITY OF COACHELLA	768-480-011	51145	NEWPORT ST	Trash Service	1	\$ 34.73	\$ 416.76
CITY OF COACHELLA	768-480-012	51169	NEWPORT ST	Trash Service	1	\$ 34.73	\$ 416.76
CITY OF COACHELLA	768-480-013	51191	NEWPORT ST	Trash Service	1	\$ 34.73	\$ 416.76
CITY OF COACHELLA	768-480-014	51215	NEWPORT ST	Trash Service	1	\$ 34.73	\$ 416.76
CITY OF COACHELLA	768-480-015	51237	NEWPORT ST	Trash Service	1	\$ 34.73	\$ 416.76
CITY OF COACHELLA	768-480-015	51237	NEWPORT ST	Additional Recycle	1	\$ 9.72	\$ 116.64
CITY OF COACHELLA	768-480-015	51237	NEWPORT ST	Additional Trash	1	\$ 9.72	\$ 116.64
CITY OF COACHELLA	768-480-016	51261	NEWPORT ST	Trash Service	1	\$ 34.73	\$ 416.76
CITY OF COACHELLA	768-480-017	51283	NEWPORT ST	Trash Service	1	\$ 34.73	\$ 416.76
CITY OF COACHELLA	768-480-017	51283	NEWPORT ST	Additional Trash	1	\$ 9.72	\$ 116.64
CITY OF COACHELLA	768-480-018	51305	NEWPORT ST	Trash Service	1	\$ 34.73	\$ 416.76
CITY OF COACHELLA	768-480-019	51327	NEWPORT ST	Trash Service	1	\$ 34.73	\$ 416.76
CITY OF COACHELLA	768-480-019	51327	NEWPORT ST	Additional Trash	2	\$ 19.44	\$ 233.28
CITY OF COACHELLA	768-480-020	51328	VENEDITA BLVD	Trash Service	1	\$ 34.73	\$ 416.76
CITY OF COACHELLA	768-480-021	51306	VENEDITA BLVD	Trash Service	1	\$ 34.73	\$ 416.76
CITY OF COACHELLA	768-480-022	51284	VENEDITA BLVD	Trash Service	1	\$ 34.73	\$ 416.76
CITY OF COACHELLA	768-480-023	51262	VENEDITA BLVD	Trash Service	1	\$ 34.73	\$ 416.76
CITY OF COACHELLA	768-480-024	51238	VENEDITA BLVD	Trash Service	1	\$ 34.73	\$ 416.76
CITY OF COACHELLA	768-480-025	51216	VENEDITA BLVD	Trash Service	1	\$ 34.73	\$ 416.76



### City of Coachella proposed 2024-25 Tax File

Customer Name	Parcel #	Address	Street	Service Level	Units	Total Monthly Rate	Total Annual Rate
CITY OF COACHELLA	768-480-026	51192	VENEDITA BLVD	Trash Service	1	\$ 34.73	\$ 416.76
CITY OF COACHELLA	768-480-027	51170	VENEDITA BLVD	Trash Service	1	\$ 34.73	\$ 416.76
CITY OF COACHELLA	768-480-028	51146	VENEDITA BLVD	Trash Service	1	\$ 34.73	\$ 416.76
CITY OF COACHELLA	768-480-028	51146	VENEDITA BLVD	Additional Trash	1	\$ 9.72	\$ 116.64
CITY OF COACHELLA	768-480-029	84220	HUNTINGTON AVE	Trash Service	1	\$ 34.73	\$ 416.76
CITY OF COACHELLA	768-480-030	84210	HUNTINGTON AVE	Trash Service	1	\$ 34.73	\$ 416.76
CITY OF COACHELLA	768-480-031	84198	HUNTINGTON AVE	Trash Service	1	\$ 34.73	\$ 416.76
CITY OF COACHELLA	768-480-032	84186	HUNTINGTON AVE	Trash Service	1	\$ 34.73	\$ 416.76
CITY OF COACHELLA	768-480-032	84186	HUNTINGTON AVE	Additional Trash	1	\$ 9.72	\$ 116.64
CITY OF COACHELLA	768-480-033	84174	HUNTINGTON AVE	Trash Service	1	\$ 34.73	\$ 416.76
CITY OF COACHELLA	768-481-001	84202	LA JOLLA AVE	Trash Service	1	\$ 34.73	\$ 416.76
CITY OF COACHELLA	768-481-002	84192	LA JOLLA AVE	Trash Service	1	\$ 34.73	\$ 416.76
CITY OF COACHELLA	768-481-003	84180	LA JOLLA AVE	Trash Service	1	\$ 34.73	\$ 416.76
CITY OF COACHELLA	768-481-003	84180	LA JOLLA AVE	Additional Trash	1	\$ 9.72	\$ 116.64
CITY OF COACHELLA	768-481-004	84168	LA JOLLA AVE	Trash Service	1	\$ 34.73	\$ 416.76
CITY OF COACHELLA	768-481-005	84156	LA JOLLA AVE	Trash Service	1	\$ 34.73	\$ 416.76
CITY OF COACHELLA	768-481-006	84146	LA JOLLA AVE	Trash Service	1	\$ 34.73	\$ 416.76
CITY OF COACHELLA	768-481-006	84146	LA JOLLA AVE	Additional Trash	2	\$ 19.44	\$ 233.28
CITY OF COACHELLA	768-481-007	84134	LA JOLLA AVE	Trash Service	1	\$ 34.73	\$ 416.76
CITY OF COACHELLA	768-481-008	84122	LA JOLLA AVE	Trash Service	1	\$ 34.73	\$ 416.76
CITY OF COACHELLA	768-482-001	84129	LAGUNA LANE	Trash Service	1	\$ 34.73	\$ 416.76
CITY OF COACHELLA	768-482-002	84139	LAGUNA LANE	Trash Service	1	\$ 34.73	\$ 416.76
CITY OF COACHELLA	768-482-003	84151	LAGUNA LANE	Trash Service	1	\$ 34.73	\$ 416.76
CITY OF COACHELLA	768-482-004	84161	LAGUNA LANE	Trash Service	1	\$ 34.73	\$ 416.76
CITY OF COACHELLA	768-482-005	84173	LAGUNA LANE	Trash Service	1	\$ 34.73	\$ 416.76
CITY OF COACHELLA	768-482-006	51434	LAGUNA LANE	Trash Service	1	\$ 34.73	\$ 416.76
CITY OF COACHELLA	768-482-007	51416	LAGUNA LANE	Trash Service	1	\$ 34.73	\$ 416.76
CITY OF COACHELLA	768-482-008	51394	LAGUNA LANE	Trash Service	1	\$ 34.73	\$ 416.76
CITY OF COACHELLA	768-482-009	51372	LAGUNA LANE	Trash Service	1	\$ 34.73	\$ 416.76
CITY OF COACHELLA	768-482-010	84199	CAPITOLA AVE	Trash Service	1	\$ 34.73	\$ 416.76
CITY OF COACHELLA	768-482-011	84211	CAPITOLA AVE	Trash Service	1	\$ 34.73	\$ 416.76
CITY OF COACHELLA	768-482-012	84221	CAPITOLA AVE	Trash Service	1	\$ 34.73	\$ 416.76
CITY OF COACHELLA	768-482-012	84221	CAPITOLA AVE	Yard Service	1	\$ 11.50	\$ 138.00

### City of Coachella proposed 2024-25 Tax File

Customer Name	Parcel #	Address	Street	Service Level	Units	Total Monthly Rate	Total Annual Rate
CITY OF COACHELLA	768-482-013	84233	CAPITOLA AVE	Trash Service	1	\$ 34.73	\$ 416.76
CITY OF COACHELLA	768-482-014	84245	CAPITOLA AVE	Trash Service	1	\$ 34.73	\$ 416.76
CITY OF COACHELLA	768-482-015	84257	CAPITOLA AVE	Trash Service	1	\$ 34.73	\$ 416.76
CITY OF COACHELLA	768-482-016	84267	CAPITOLA AVE	Trash Service	1	\$ 34.73	\$ 416.76
CITY OF COACHELLA	768-482-017	84268	MIRAMAR CT	Trash Service	1	\$ 34.73	\$ 416.76
CITY OF COACHELLA	768-482-018	84256	MIRAMAR CT	Trash Service	1	\$ 34.73	\$ 416.76
CITY OF COACHELLA	768-482-018	84256	MIRAMAR CT	Additional Recycle	1	\$ 9.72	\$ 116.64
CITY OF COACHELLA	768-482-019	84246	MIRAMAR CT	Trash Service	1	\$ 34.73	\$ 416.76
CITY OF COACHELLA	768-482-020	84234	MIRAMAR CT	Trash Service	1	\$ 34.73	\$ 416.76
CITY OF COACHELLA	768-482-021	84222	MIRAMAR CT	Trash Service	1	\$ 34.73	\$ 416.76
CITY OF COACHELLA	768-482-022	84210	MIRAMAR CT	Trash Service	1	\$ 34.73	\$ 416.76
CITY OF COACHELLA	768-482-023	84211	MIRAMAR CT	Trash Service	1	\$ 34.73	\$ 416.76
CITY OF COACHELLA	768-482-024	84223	MIRAMAR CT	Trash Service	1	\$ 34.73	\$ 416.76
CITY OF COACHELLA	768-482-025	84235	MIRAMAR CT	Trash Service	1	\$ 34.73	\$ 416.76
CITY OF COACHELLA	768-482-026	84245	MIRAMAR CT	Trash Service	1	\$ 34.73	\$ 416.76
CITY OF COACHELLA	768-482-027	84257	MIRAMAR CT	Trash Service	1	\$ 34.73	\$ 416.76
CITY OF COACHELLA	768-483-001	84174	CAPITOLA AVE	Trash Service	1	\$ 34.73	\$ 416.76
CITY OF COACHELLA	768-483-002	84162	CAPITOLA AVE	Trash Service	1	\$ 34.73	\$ 416.76
CITY OF COACHELLA	768-483-002	84162	CAPITOLA AVE	Yard Service	1	\$ 11.50	\$ 138.00
CITY OF COACHELLA	768-483-002	84162	CAPITOLA AVE	Additional Trash	1	\$ 9.72	\$ 116.64
CITY OF COACHELLA	768-483-003	84150	CAPITOLA AVE	Trash Service	1	\$ 34.73	\$ 416.76
CITY OF COACHELLA	768-483-004	84140	CAPITOLA AVE	Trash Service	1	\$ 34.73	\$ 416.76
CITY OF COACHELLA	768-483-005	84128	CAPITOLA AVE	Trash Service	1	\$ 34.73	\$ 416.76
CITY OF COACHELLA	768-483-006	51298	MONARCH ROAD	Trash Service	1	\$ 34.73	\$ 416.76
CITY OF COACHELLA	768-483-006	51298	MONARCH ROAD	Additional Trash	1	\$ 9.72	\$ 116.64
CITY OF COACHELLA	768-483-007	51274	MONARCH ROAD	Trash Service	1	\$ 34.73	\$ 416.76
CITY OF COACHELLA	768-483-008	51252	MONARCH ROAD	Trash Service	1	\$ 34.73	\$ 416.76
CITY OF COACHELLA	768-483-009	51228	MONARCH ROAD	Trash Service	1	\$ 34.73	\$ 416.76
CITY OF COACHELLA	768-483-010	84121	HUNTINGTON AVE	Trash Service	1	\$ 34.73	\$ 416.76
CITY OF COACHELLA	768-483-010	84121	MONARCH ROAD	Trash Service	1	\$ 34.73	\$ 416.76
CITY OF COACHELLA	768-483-011	84133	HUNTINGTON AVE	Trash Service	1	\$ 34.73	\$ 416.76
CITY OF COACHELLA	768-483-012	84145	HUNTINGTON AVE	Trash Service	1	\$ 34.73	\$ 416.76
CITY OF COACHELLA	768-483-013	84155	HUNTINGTON AVE	Trash Service	1	\$ 34.73	\$ 416.76

### City of Coachella proposed 2024-25 Tax File

Customer Name	Parcel #	Address	Street	Service Level	Units	Total Monthly Rate	Total Annual Rate
CITY OF COACHELLA	768-483-014	84173	HUNTINGTON AVE	Trash Service	1	\$ 34.73	\$ 416.76
CITY OF COACHELLA	768-483-015	84185	HUNTINGTON AVE	Trash Service	1	\$ 34.73	\$ 416.76
CITY OF COACHELLA	768-483-016	84197	HUNTINGTON AVE	Trash Service	1	\$ 34.73	\$ 416.76
CITY OF COACHELLA	768-483-017	84209	HUNTINGTON AVE	Trash Service	1	\$ 34.73	\$ 416.76
CITY OF COACHELLA	768-483-018	84219	HUNTINGTON AVE	Trash Service	1	\$ 34.73	\$ 416.76
CITY OF COACHELLA	768-483-019	84220	PISMO CT	Trash Service	1	\$ 34.73	\$ 416.76
CITY OF COACHELLA	768-483-020	84210	PISMO CT	Trash Service	1	\$ 34.73	\$ 416.76
CITY OF COACHELLA	768-483-021	84198	PISMO CT	Trash Service	1	\$ 34.73	\$ 416.76
CITY OF COACHELLA	768-483-022	84186	PISMO CT	Trash Service	1	\$ 34.73	\$ 416.76
CITY OF COACHELLA	768-483-023	84170	PISMO CT	Trash Service	1	\$ 34.73	\$ 416.76
CITY OF COACHELLA	768-483-024	84164	PISMO CT	Trash Service	1	\$ 34.73	\$ 416.76
CITY OF COACHELLA	768-483-025	84163	PISMO CT	Trash Service	1	\$ 34.73	\$ 416.76
CITY OF COACHELLA	768-483-026	84171	PISMO CT	Trash Service	1	\$ 34.73	\$ 416.76
CITY OF COACHELLA	768-483-027	84185	PISMO CT	Trash Service	1	\$ 34.73	\$ 416.76
CITY OF COACHELLA	768-483-027	84185	PISMO CT	Additional Trash	1	\$ 9.72	\$ 116.64
CITY OF COACHELLA	768-483-028	84197	PISMO CT	Trash Service	1	\$ 34.73	\$ 416.76
CITY OF COACHELLA	768-483-028	84197	PISMO CT	Additional Trash	1	\$ 9.72	\$ 116.64
CITY OF COACHELLA	768-483-029	84209	PISMO CT	Trash Service	1	\$ 34.73	\$ 416.76
CITY OF COACHELLA	768-483-030	84219	PISMO CT	Trash Service	1	\$ 34.73	\$ 416.76
CITY OF COACHELLA	768-483-030	84219	PISMO CT	Additional Trash	1	\$ 9.72	\$ 116.64
CITY OF COACHELLA	768-483-031	84220	CAPITOLA AVE	Trash Service	1	\$ 34.73	\$ 416.76
CITY OF COACHELLA	768-483-032	84210	CAPITOLA AVE	Trash Service	1	\$ 34.73	\$ 416.76
CITY OF COACHELLA	768-483-033	84198	CAPITOLA AVE	Trash Service	1	\$ 34.73	\$ 416.76
CITY OF COACHELLA	768-483-033	84198	CAPITOLA AVE	Yard Service	1	\$ 11.50	\$ 138.00
CITY OF COACHELLA	768-483-034	84186	CAPITOLA AVE	Trash Service	1	\$ 34.73	\$ 416.76
CITY OF COACHELLA	768-490-001	51294	OCEANO ROAD	Trash Service	1	\$ 34.73	\$ 416.76
CITY OF COACHELLA	768-490-002	51274	OCEANO ROAD	Trash Service	1	\$ 34.73	\$ 416.76
CITY OF COACHELLA	768-490-003	51250	OCEANO ROAD	Trash Service	1	\$ 34.73	\$ 416.76
CITY OF COACHELLA	768-490-004	51228	OCEANO ROAD	Trash Service	1	\$ 34.73	\$ 416.76
CITY OF COACHELLA	768-490-005	51204	OCEANO ROAD	Trash Service	1	\$ 34.73	\$ 416.76
CITY OF COACHELLA	768-490-006	51182	OCEANO ROAD	Trash Service	1	\$ 34.73	\$ 416.76
CITY OF COACHELLA	768-490-007	51160	OCEANO ROAD	Trash Service	1	\$ 34.73	\$ 416.76
CITY OF COACHELLA	768-490-008	51136	OCEANO ROAD	Trash Service	1	\$ 34.73	\$ 416.76

### City of Coachella proposed 2024-25 Tax File

Customer Name	Parcel #	Address	Street	Service Level	Units	Total Monthly Rate	Total Annual Rate
CITY OF COACHELLA	768-490-008	51136	OCEANO ROAD	Additional Trash	1	\$ 9.72	\$ 116.64
CITY OF COACHELLA	768-490-009	51114	OCEANO ROAD	Trash Service	1	\$ 34.73	\$ 416.76
CITY OF COACHELLA	768-490-010	51092	OCEANO ROAD	Trash Service	1	\$ 34.73	\$ 416.76
CITY OF COACHELLA	768-490-011	51068	OCEANO ROAD	Trash Service	1	\$ 34.73	\$ 416.76
CITY OF COACHELLA	768-490-012	51046	OCEANO ROAD	Trash Service	1	\$ 34.73	\$ 416.76
CITY OF COACHELLA	768-490-013	51047	OCEANO ROAD	Trash Service	1	\$ 34.73	\$ 416.76
CITY OF COACHELLA	768-490-013	51047	OCEANO ROAD	Yard Service	1	\$ 11.50	\$ 138.00
CITY OF COACHELLA	768-490-013	51047	OCEANO ROAD	Additional Trash	1	\$ 9.72	\$ 116.64
CITY OF COACHELLA	768-490-014	51069	OCEANO ROAD	Trash Service	1	\$ 34.73	\$ 416.76
CITY OF COACHELLA	768-490-014	51069	OCEANO ROAD	Additional Trash	1	\$ 9.72	\$ 116.64
CITY OF COACHELLA	768-490-014	51069	OCEANO ROAD	Yard Service	2	\$ 23.00	\$ 276.00
CITY OF COACHELLA	768-490-015	51091	OCEANO ROAD	Trash Service	1	\$ 34.73	\$ 416.76
CITY OF COACHELLA	768-490-015	51091	OCEANO ROAD	Additional Trash	1	\$ 9.72	\$ 116.64
CITY OF COACHELLA	768-490-016	84332	CATALINA AVE	Trash Service	1	\$ 34.73	\$ 416.76
CITY OF COACHELLA	768-490-017	84320	CATALINA AVE	Trash Service	1	\$ 34.73	\$ 416.76
CITY OF COACHELLA	768-490-017	84320	CATALINA AVE	Additional Recycle	1	\$ 9.72	\$ 116.64
CITY OF COACHELLA	768-490-017	84320	CATALINA AVE	Additional Recycle	1	\$ 9.72	\$ 116.64
CITY OF COACHELLA	768-490-019	84310	CATALINA AVE	Trash Service	1	\$ 34.73	\$ 416.76
CITY OF COACHELLA	768-490-020	84298	CATALINA AVE	Trash Service	1	\$ 34.73	\$ 416.76
CITY OF COACHELLA	768-490-020	84298	CATALINA AVE	Additional Trash	1	\$ 9.72	\$ 116.64
CITY OF COACHELLA	768-490-021	84286	CATALINA AVE	Trash Service	1	\$ 34.73	\$ 416.76
CITY OF COACHELLA	768-490-022	84285	LA JOLLA AVE	Trash Service	1	\$ 34.73	\$ 416.76
CITY OF COACHELLA	768-490-023	84297	LA JOLLA AVE	Trash Service	1	\$ 34.73	\$ 416.76
CITY OF COACHELLA	768-490-024	84309	LA JOLLA AVE	Trash Service	1	\$ 34.73	\$ 416.76
CITY OF COACHELLA	768-490-025	84310	LA JOLLA AVE	Trash Service	1	\$ 34.73	\$ 416.76
CITY OF COACHELLA	768-490-026	84298	LA JOLLA AVE	Trash Service	1	\$ 34.73	\$ 416.76
CITY OF COACHELLA	768-490-027	84286	LA JOLLA AVE	Trash Service	1	\$ 34.73	\$ 416.76
CITY OF COACHELLA	768-490-028	84274	LA JOLLA AVE	Trash Service	1	\$ 34.73	\$ 416.76
CITY OF COACHELLA	768-490-029	84262	LA JOLLA AVE	Trash Service	1	\$ 34.73	\$ 416.76
CITY OF COACHELLA	768-490-030	84252	LA JOLLA AVE	Trash Service	1	\$ 34.73	\$ 416.76
CITY OF COACHELLA	768-490-031	84240	LA JOLLA AVE	Trash Service	1	\$ 34.73	\$ 416.76
CITY OF COACHELLA	768-490-031	84240	LA JOLLA AVE	Additional Trash	1	\$ 9.72	\$ 116.64
CITY OF COACHELLA	768-490-031	84240	LA JOLLA AVE	Additional Recycle	1	\$ 9.72	\$ 116.64

### City of Coachella proposed 2024-25 Tax File

Customer Name	Parcel #	Address	Street	Service Level	Units	Total Monthly Rate	Total Annual Rate
CITY OF COACHELLA	768-490-032	84267	MIRAMAR CT	Trash Service	1	\$ 34.73	\$ 416.76
CITY OF COACHELLA	768-490-033	84273	MIRAMAR CT	Trash Service	1	\$ 34.73	\$ 416.76
CITY OF COACHELLA	768-490-034	51448	NEWPORT ST	Trash Service	1	\$ 34.73	\$ 416.76
CITY OF COACHELLA	768-490-035	51434	NEWPORT ST	Trash Service	1	\$ 34.73	\$ 416.76
CITY OF COACHELLA	768-490-035	51434	NEWPORT ST	Additional Recycle	1	\$ 9.72	\$ 116.64
CITY OF COACHELLA	768-490-036	51416	NEWPORT ST	Trash Service	1	\$ 34.73	\$ 416.76
CITY OF COACHELLA	768-490-037	51394	NEWPORT ST	Trash Service	1	\$ 34.73	\$ 416.76
CITY OF COACHELLA	768-490-037	51394	NEWPORT ST	Additional Trash	1	\$ 9.72	\$ 116.64
CITY OF COACHELLA	768-490-038	51372	NEWPORT ST	Trash Service	1	\$ 34.73	\$ 416.76
CITY OF COACHELLA	768-491-001	84320	CAPITOLA AVE	Trash Service	1	\$ 34.73	\$ 416.76
CITY OF COACHELLA	768-491-002	84332	CAPITOLA AVE	Trash Service	1	\$ 34.73	\$ 416.76
CITY OF COACHELLA	768-491-003	84331	MALIBU AVE	Trash Service	1	\$ 34.73	\$ 416.76
CITY OF COACHELLA	768-491-004	84321	MALIBU AVE	Trash Service	1	\$ 34.73	\$ 416.76
CITY OF COACHELLA	768-491-005	84286	CAPITOLA AVE	Trash Service	1	\$ 34.73	\$ 416.76
CITY OF COACHELLA	768-491-006	84298	CAPITOLA AVE	Trash Service	1	\$ 34.73	\$ 416.76
CITY OF COACHELLA	768-491-007	84310	CAPITOLA AVE	Trash Service	1	\$ 34.73	\$ 416.76
CITY OF COACHELLA	768-491-008	84309	MALIBU AVE	Trash Service	1	\$ 34.73	\$ 416.76
CITY OF COACHELLA	768-491-009	84297	MALIBU AVE	Trash Service	1	\$ 34.73	\$ 416.76
CITY OF COACHELLA	768-491-010	84285	MALIBU AVE	Trash Service	1	\$ 34.73	\$ 416.76
CITY OF COACHELLA	768-492-001	84320	MALIBU AVE	Trash Service	1	\$ 34.73	\$ 416.76
CITY OF COACHELLA	768-492-002	84332	MALIBU AVE	Trash Service	1	\$ 34.73	\$ 416.76
CITY OF COACHELLA	768-492-003	84331	CATALINA AVE	Trash Service	1	\$ 34.73	\$ 416.76
CITY OF COACHELLA	768-492-004	84321	CATALINA AVE	Trash Service	1	\$ 34.73	\$ 416.76
CITY OF COACHELLA	768-492-005	84286	MALIBU AVE	Trash Service	1	\$ 34.73	\$ 416.76
CITY OF COACHELLA	768-492-006	84298	MALIBU AVE	Trash Service	1	\$ 34.73	\$ 416.76
CITY OF COACHELLA	768-492-007	84310	MALIBU AVE	Trash Service	1	\$ 34.73	\$ 416.76
CITY OF COACHELLA	768-492-008	84309	CATALINA AVE	Trash Service	1	\$ 34.73	\$ 416.76
CITY OF COACHELLA	768-492-009	84297	CATALINA AVE	Trash Service	1	\$ 34.73	\$ 416.76
CITY OF COACHELLA	768-492-009	84297	CATALINA AVE	Additional Trash	1	\$ 9.72	\$ 116.64
CITY OF COACHELLA	768-492-010	84285	CATALINA AVE	Trash Service	1	\$ 34.73	\$ 416.76
CITY OF COACHELLA	768-492-010	84285	CATALINA AVE	Additional Trash	1	\$ 9.72	\$ 116.64
CITY OF COACHELLA	768-500-001	84447	CALLE LARRIVA	Trash Service	1	\$ 34.73	\$ 416.76
CITY OF COACHELLA	768-500-001	84447	CALLE LARRIVA	Additional Trash	1	\$ 9.72	\$ 116.64

### City of Coachella proposed 2024-25 Tax File

Customer Name	Parcel #	Address	Street	Service Level	Units	Total Monthly Rate	Total Annual Rate
CITY OF COACHELLA	768-500-001	84447	CALLE LARRIVA	Additional Recycle	1	\$ 9.72	\$ 116.64
CITY OF COACHELLA	768-500-001	84447	CALLE LARRIVA	Yard Service	3	\$ 34.50	\$ 414.00
CITY OF COACHELLA	768-500-002	84443	CALLE LARRIVA	Trash Service	1	\$ 34.73	\$ 416.76
CITY OF COACHELLA	768-500-003	84437	CALLE LARRIVA	Trash Service	1	\$ 34.73	\$ 416.76
CITY OF COACHELLA	768-500-004	84431	CALLE LARRIVA	Trash Service	1	\$ 34.73	\$ 416.76
CITY OF COACHELLA	768-500-004	84431	CALLE LARRIVA	Yard Service	1	\$ 11.50	\$ 138.00
CITY OF COACHELLA	768-500-004	84431	CALLE LARRIVA	Additional Recycle	1	\$ 9.72	\$ 116.64
CITY OF COACHELLA	768-500-004	84431	CALLE LARRIVA	Additional Trash	1	\$ 9.72	\$ 116.64
CITY OF COACHELLA	768-500-005	84425	CALLE LARRIVA	Trash Service	1	\$ 34.73	\$ 416.76
CITY OF COACHELLA	768-500-006	84415	CALLE LARRIVA	Trash Service	1	\$ 34.73	\$ 416.76
CITY OF COACHELLA	768-500-006	84415	CALLE LARRIVA	Additional Trash	2	\$ 19.44	\$ 233.28
CITY OF COACHELLA	768-500-006	84415	CALLE LARRIVA	Yard Service	1	\$ 11.50	\$ 138.00
CITY OF COACHELLA	768-500-007	50993	CALLE CARRASCO	Trash Service	1	\$ 34.73	\$ 416.76
CITY OF COACHELLA	768-500-008	50947	CALLE CARRASCO	Trash Service	1	\$ 34.73	\$ 416.76
CITY OF COACHELLA	768-500-008	50947	CALLE CARRASCO	Additional Trash	2	\$ 19.44	\$ 233.28
CITY OF COACHELLA	768-500-008	50947	CALLE CARRASCO	Additional Recycle	1	\$ 9.72	\$ 116.64
CITY OF COACHELLA	768-500-009	50905	CALLE CARRASCO	Trash Service	1	\$ 34.73	\$ 416.76
CITY OF COACHELLA	768-500-009	50905	CALLE CARRASCO	Additional Trash	1	\$ 9.72	\$ 116.64
CITY OF COACHELLA	768-500-009	50905	CALLE CARRASCO	Additional Recycle	1	\$ 9.72	\$ 116.64
CITY OF COACHELLA	768-500-010	50873	CALLE CARRASCO	Trash Service	1	\$ 34.73	\$ 416.76
CITY OF COACHELLA	768-500-011	50845	CALLE CARRASCO	Trash Service	1	\$ 34.73	\$ 416.76
CITY OF COACHELLA	768-500-011	50845	CALLE CARRASCO	Additional Trash	1	\$ 9.72	\$ 116.64
CITY OF COACHELLA	768-500-011	50845	CALLE CARRASCO	Additional Recycle	1	\$ 9.72	\$ 116.64
CITY OF COACHELLA	768-500-012	50803	CALLE CARRASCO	Trash Service	1	\$ 34.73	\$ 416.76
CITY OF COACHELLA	768-500-012	50803	CALLE CARRASCO	Additional Trash	2	\$ 19.44	\$ 233.28
CITY OF COACHELLA	768-500-012	50803	CALLE CARRASCO	Additional Trash	2	\$ 19.44	\$ 233.28
CITY OF COACHELLA	768-500-012	50803	CALLE CARRASCO	Yard Service	1	\$ 11.50	\$ 138.00
CITY OF COACHELLA	768-500-013	50771	CALLE CARRASCO	Trash Service	1	\$ 34.73	\$ 416.76
CITY OF COACHELLA	768-500-013	50771	CALLE CARRASCO	Additional Trash	1	\$ 9.72	\$ 116.64
CITY OF COACHELLA	768-500-014	50731	CALLE CARRASCO	Trash Service	1	\$ 34.73	\$ 416.76
CITY OF COACHELLA	768-500-014	50731	CALLE CARRASCO	Additional Trash	1	\$ 9.72	\$ 116.64
CITY OF COACHELLA	768-500-015	50695	CALLE CARRASCO	Trash Service	1	\$ 34.73	\$ 416.76
CITY OF COACHELLA	768-500-015	50695	CALLE CARRASCO	Additional Trash	1	\$ 9.72	\$ 116.64

### City of Coachella proposed 2024-25 Tax File

Customer Name	Parcel #	Address	Street	Service Level	Units	Total Monthly Rate	Total Annual Rate
CITY OF COACHELLA	768-500-015	50695	CALLE CARRASCO	Additional Recycle	1	\$ 9.72	\$ 116.64
CITY OF COACHELLA	768-500-016	50657	CALLE CARRASCO	Trash Service	1	\$ 34.73	\$ 416.76
CITY OF COACHELLA	768-500-017	50611	CALLE CARRASCO	Trash Service	1	\$ 34.73	\$ 416.76
CITY OF COACHELLA	768-500-018	50587	CALLE CARRASCO	Trash Service	1	\$ 34.73	\$ 416.76
CITY OF COACHELLA	768-500-019	50565	CALLE CARRASCO	Trash Service	1	\$ 34.73	\$ 416.76
CITY OF COACHELLA	768-500-020	50533	CALLE CARRASCO	Trash Service	1	\$ 34.73	\$ 416.76
CITY OF COACHELLA	768-500-021	50509	CALLE CARRASCO	Trash Service	1	\$ 34.73	\$ 416.76
CITY OF COACHELLA	768-500-021	50509	CALLE CARRASCO	Yard Service	1	\$ 11.50	\$ 138.00
CITY OF COACHELLA	768-500-022	84412	CALLE RODRIGUEZ	Trash Service	1	\$ 34.73	\$ 416.76
CITY OF COACHELLA	768-500-022	84412	CALLE RODRIGUEZ	Additional Trash	1	\$ 9.72	\$ 116.64
CITY OF COACHELLA	768-500-022	84412	CALLE RODRIGUEZ	Additional Recycle	1	\$ 9.72	\$ 116.64
CITY OF COACHELLA	768-500-023	84420	CALLE RODRIGUEZ	Trash Service	1	\$ 34.73	\$ 416.76
CITY OF COACHELLA	768-500-023	84420	CALLE RODRIGUEZ	Additional Trash	2	\$ 19.44	\$ 233.28
CITY OF COACHELLA	768-500-023	84420	CALLE RODRIGUEZ	Additional Recycle	1	\$ 9.72	\$ 116.64
CITY OF COACHELLA	768-500-024	84426	CALLE RODRIGUEZ	Trash Service	1	\$ 34.73	\$ 416.76
CITY OF COACHELLA	768-500-025	84432	CALLE RODRIGUEZ	Trash Service	1	\$ 34.73	\$ 416.76
CITY OF COACHELLA	768-500-026	84438	CALLE RODRIGUEZ	Trash Service	1	\$ 34.73	\$ 416.76
CITY OF COACHELLA	768-500-026	84438	CALLE RODRIGUEZ	Additional Trash	1	\$ 9.72	\$ 116.64
CITY OF COACHELLA	768-500-026	84438	CALLE RODRIGUEZ	Additional Recycle	1	\$ 9.72	\$ 116.64
CITY OF COACHELLA	768-500-027	84442	CALLE RODRIGUEZ	Trash Service	1	\$ 34.73	\$ 416.76
CITY OF COACHELLA	768-500-027	84442	CALLE RODRIGUEZ	Additional Trash	1	\$ 9.72	\$ 116.64
CITY OF COACHELLA	768-500-027	84442	CALLE RODRIGUEZ	Additional Recycle	1	\$ 9.72	\$ 116.64
CITY OF COACHELLA	768-500-028	84448	CALLE RODRIGUEZ	Trash Service	1	\$ 34.73	\$ 416.76
CITY OF COACHELLA	768-500-029	84454	CALLE RODRIGUEZ	Trash Service	1	\$ 34.73	\$ 416.76
CITY OF COACHELLA	768-501-001	84453	CALLE RODRIGUEZ	Trash Service	1	\$ 34.73	\$ 416.76
CITY OF COACHELLA	768-501-001	84453	CALLE RODRIGUEZ	Additional Trash	2	\$ 19.44	\$ 233.28
CITY OF COACHELLA	768-501-001	84453	CALLE RODRIGUEZ	Yard Service	1	\$ 11.50	\$ 138.00
CITY OF COACHELLA	768-501-002	84447	CALLE RODRIGUEZ	Trash Service	1	\$ 34.73	\$ 416.76
CITY OF COACHELLA	768-501-002	84447	CALLE RODRIGUEZ	Yard Service	1	\$ 11.50	\$ 138.00
CITY OF COACHELLA	768-501-003	84441	CALLE RODRIGUEZ	Trash Service	1	\$ 34.73	\$ 416.76
CITY OF COACHELLA	768-501-004	84435	CALLE RODRIGUEZ	Trash Service	1	\$ 34.73	\$ 416.76
CITY OF COACHELLA	768-501-004	84435	CALLE RODRIGUEZ	Additional Recycle	1	\$ 9.72	\$ 116.64
CITY OF COACHELLA	768-501-005	84431	CALLE RODRIGUEZ	Trash Service	1	\$ 34.73	\$ 416.76



### City of Coachella proposed 2024-25 Tax File

Customer Name	Parcel #	Address	Street	Service Level	Units	Total Monthly Rate	Total Annual Rate
CITY OF COACHELLA	768-501-006	84425	CALLE RODRIGUEZ	Trash Service	1	\$ 34.73	\$ 416.76
CITY OF COACHELLA	768-501-006	84425	CALLE RODRIGUEZ	Additional Trash	2	\$ 19.44	\$ 233.28
CITY OF COACHELLA	768-501-006	84425	CALLE RODRIGUEZ	Yard Service	1	\$ 11.50	\$ 138.00
CITY OF COACHELLA	768-501-007	84422	CALLE YSIANO	Trash Service	1	\$ 34.73	\$ 416.76
CITY OF COACHELLA	768-501-008	84430	CALLE YSIANO	Trash Service	1	\$ 34.73	\$ 416.76
CITY OF COACHELLA	768-501-009	84436	CALLE YSIANO	Trash Service	1	\$ 34.73	\$ 416.76
CITY OF COACHELLA	768-501-009	84436	CALLE YSIANO	Additional Recycle	1	\$ 9.72	\$ 116.64
CITY OF COACHELLA	768-501-009	84436	CALLE YSIANO	Additional Trash	1	\$ 9.72	\$ 116.64
CITY OF COACHELLA	768-501-009	84436	CALLE YSIANO	Additional Organics	1	\$ 9.72	\$ 116.64
CITY OF COACHELLA	768-501-010	84442	CALLE YSIANO	Trash Service	1	\$ 34.73	\$ 416.76
CITY OF COACHELLA	768-501-011	84446	CALLE YSIANO	Trash Service	1	\$ 34.73	\$ 416.76
CITY OF COACHELLA	768-501-012	84452	CALLE YSIANO	Trash Service	1	\$ 34.73	\$ 416.76
CITY OF COACHELLA	768-501-012	84452	CALLE YSIANO	Yard Service	1	\$ 11.50	\$ 138.00
CITY OF COACHELLA	768-502-001	84447	CALLE YSIANO	Trash Service	1	\$ 34.73	\$ 416.76
CITY OF COACHELLA	768-502-002	84441	CALLE YSIANO	Trash Service	1	\$ 34.73	\$ 416.76
CITY OF COACHELLA	768-502-002	84441	CALLE YSIANO	Additional Trash	1	\$ 9.72	\$ 116.64
CITY OF COACHELLA	768-502-002	84441	CALLE YSIANO	Additional Recycle	1	\$ 9.72	\$ 116.64
CITY OF COACHELLA	768-502-003	84435	CALLE YSIANO	Trash Service	1	\$ 34.73	\$ 416.76
CITY OF COACHELLA	768-502-004	84429	CALLE YSIANO	Trash Service	1	\$ 34.73	\$ 416.76
CITY OF COACHELLA	768-502-005	84423	CALLE YSIANO	Trash Service	1	\$ 34.73	\$ 416.76
CITY OF COACHELLA	768-502-006	84422	CALLE CHAVEZ	Trash Service	1	\$ 34.73	\$ 416.76
CITY OF COACHELLA	768-502-007	84428	CALLE CHAVEZ	Trash Service	1	\$ 34.73	\$ 416.76
CITY OF COACHELLA	768-502-007	84428	CALLE CHAVEZ	Additional Recycle	1	\$ 9.72	\$ 116.64
CITY OF COACHELLA	768-502-008	84434	CALLE CHAVEZ	Trash Service	1	\$ 34.73	\$ 416.76
CITY OF COACHELLA	768-502-008	84434	CALLE CHAVEZ	Additional Trash	2	\$ 19.44	\$ 233.28
CITY OF COACHELLA	768-502-008	84434	CALLE CHAVEZ	Additional Recycle	1	\$ 9.72	\$ 116.64
CITY OF COACHELLA	768-502-009	84440	CALLE CHAVEZ	Trash Service	1	\$ 34.73	\$ 416.76
CITY OF COACHELLA	768-502-010	84446	CALLE CHAVEZ	Trash Service	1	\$ 34.73	\$ 416.76
CITY OF COACHELLA	768-503-001	84447	CALLE CHAVEZ	Trash Service	1	\$ 34.73	\$ 416.76
CITY OF COACHELLA	768-503-001	84447	CALLE CHAVEZ	Additional Recycle	1	\$ 9.72	\$ 116.64
CITY OF COACHELLA	768-503-001	84447	CALLE CHAVEZ	Additional Organics	1	\$ 9.72	\$ 116.64
CITY OF COACHELLA	768-503-002	84441	CALLE CHAVEZ	Trash Service	1	\$ 34.73	\$ 416.76
CITY OF COACHELLA	768-503-003	84435	CALLE CHAVEZ	Trash Service	1	\$ 34.73	\$ 416.76

### City of Coachella proposed 2024-25 Tax File

Customer Name	Parcel #	Address	Street	Service Level	Units	Total Monthly Rate	Total Annual Rate
CITY OF COACHELLA	768-503-003	84435	CALLE CHAVEZ	Additional Trash	1	\$ 9.72	\$ 116.64
CITY OF COACHELLA	768-503-003	84435	CALLE CHAVEZ	Yard Service	1	\$ 11.50	\$ 138.00
CITY OF COACHELLA	768-503-003	84435	CALLE CHAVEZ	Additional Recycle	1	\$ 9.72	\$ 116.64
CITY OF COACHELLA	768-503-004	84427	CALLE CHAVEZ	Trash Service	1	\$ 34.73	\$ 416.76
CITY OF COACHELLA	768-503-005	84421	CALLE CHAVEZ	Trash Service	1	\$ 34.73	\$ 416.76
CITY OF COACHELLA	768-503-005	84421	CALLE CHAVEZ	Additional Trash	1	\$ 9.72	\$ 116.64
CITY OF COACHELLA	768-503-006	84422	CALLE LARRIVA	Trash Service	1	\$ 34.73	\$ 416.76
CITY OF COACHELLA	768-503-007	84428	CALLE LARRIVA	Trash Service	1	\$ 34.73	\$ 416.76
CITY OF COACHELLA	768-503-008	84434	CALLE LARRIVA	Trash Service	1	\$ 34.73	\$ 416.76
CITY OF COACHELLA	768-503-009	84442	CALLE LARRIVA	Trash Service	1	\$ 34.73	\$ 416.76
CITY OF COACHELLA	768-503-009	84442	CALLE LARRIVA	Additional Trash	1	\$ 9.72	\$ 116.64
CITY OF COACHELLA	768-503-010	84448	CALLE LARRIVA	Trash Service	1	\$ 34.73	\$ 416.76
CITY OF COACHELLA	768-510-001	84473	CALLE LARRIVA	Trash Service	1	\$ 34.73	\$ 416.76
CITY OF COACHELLA	768-510-001	84473	CALLE LARRIVA	Additional Trash	1	\$ 9.72	\$ 116.64
CITY OF COACHELLA	768-510-001	84473	CALLE LARRIVA	Additional Recycle	1	\$ 9.72	\$ 116.64
CITY OF COACHELLA	768-510-002	84465	CALLE LARRIVA	Trash Service	1	\$ 34.73	\$ 416.76
CITY OF COACHELLA	768-510-003	84457	CALLE LARRIVA	Trash Service	1	\$ 34.73	\$ 416.76
CITY OF COACHELLA	768-510-003	84457	CALLE LARRIVA	Yard Service	1	\$ 11.50	\$ 138.00
CITY OF COACHELLA	768-510-004	84451	CALLE LARRIVA	Trash Service	1	\$ 34.73	\$ 416.76
CITY OF COACHELLA	768-510-004	84451	CALLE LARRIVA	Yard Service	1	\$ 11.50	\$ 138.00
CITY OF COACHELLA	768-510-004	84451	CALLE LARRIVA	Additional Trash	2	\$ 19.44	\$ 233.28
CITY OF COACHELLA	768-510-004	84451	CALLE LARRIVA	Additional Recycle	1	\$ 9.72	\$ 116.64
CITY OF COACHELLA	768-510-005	84482	CALLE LARRIVA	Trash Service	1	\$ 34.73	\$ 416.76
CITY OF COACHELLA	768-510-006	84472	CALLE LARRIVA	Trash Service	1	\$ 34.73	\$ 416.76
CITY OF COACHELLA	768-510-007	84464	CALLE LARRIVA	Trash Service	1	\$ 34.73	\$ 416.76
CITY OF COACHELLA	768-510-007	84464	CALLE LARRIVA	Additional Trash	2	\$ 19.44	\$ 233.28
CITY OF COACHELLA	768-510-007	84464	CALLE LARRIVA	Yard Service	1	\$ 11.50	\$ 138.00
CITY OF COACHELLA	768-510-008	84458	CALLE LARRIVA	Trash Service	1	\$ 34.73	\$ 416.76
CITY OF COACHELLA	768-510-010	84453	CALLE CHAVEZ	Trash Service	1	\$ 34.73	\$ 416.76
CITY OF COACHELLA	768-510-010	84453	CALLE CHAVEZ	Yard Service	1	\$ 11.50	\$ 138.00
CITY OF COACHELLA	768-510-011	84459	CALLE CHAVEZ	Trash Service	1	\$ 34.73	\$ 416.76
CITY OF COACHELLA	768-510-011	84459	CALLE CHAVEZ	Yard Service	1	\$ 11.50	\$ 138.00
CITY OF COACHELLA	768-510-012	84465	CALLE CHAVEZ	Trash Service	1	\$ 34.73	\$ 416.76

### City of Coachella proposed 2024-25 Tax File

Customer Name	Parcel #	Address	Street	Service Level	Units	Total Monthly Rate	Total Annual Rate
CITY OF COACHELLA	768-510-014	84481	CALLE CHAVEZ	Trash Service	1	\$ 34.73	\$ 416.76
CITY OF COACHELLA	768-510-014	84481	CALLE CHAVEZ	Additional Recycle	1	\$ 9.72	\$ 116.64
CITY OF COACHELLA	768-510-014	84481	CALLE CHAVEZ	Additional Trash	1	\$ 9.72	\$ 116.64
CITY OF COACHELLA	768-510-015	84489	CALLE CHAVEZ	Trash Service	1	\$ 34.73	\$ 416.76
CITY OF COACHELLA	768-510-015	84489	CALLE CHAVEZ	Additional Trash	1	\$ 9.72	\$ 116.64
CITY OF COACHELLA	768-510-016	50808	CALLE CEBRINO	Trash Service	1	\$ 34.73	\$ 416.76
CITY OF COACHELLA	768-510-017	50766	CALLE CEBRINO	Trash Service	1	\$ 34.73	\$ 416.76
CITY OF COACHELLA	768-510-018	50730	CALLE CEBRINO	Trash Service	1	\$ 34.73	\$ 416.76
CITY OF COACHELLA	768-510-019	50688	CALLE CEBRINO	Trash Service	1	\$ 34.73	\$ 416.76
CITY OF COACHELLA	768-510-020	50658	CALLE CEBRINO	Trash Service	1	\$ 34.73	\$ 416.76
CITY OF COACHELLA	768-510-020	50658	CALLE CEBRINO	Additional Trash	1	\$ 9.72	\$ 116.64
CITY OF COACHELLA	768-510-020	50658	CALLE CEBRINO	Yard Service	1	\$ 11.50	\$ 138.00
CITY OF COACHELLA	768-510-021	50610	CALLE CEBRINO	Trash Service	1	\$ 34.73	\$ 416.76
CITY OF COACHELLA	768-510-022	50582	CALLE CEBRINO	Trash Service	1	\$ 34.73	\$ 416.76
CITY OF COACHELLA	768-510-023	50564	CALLE CEBRINO	Trash Service	1	\$ 34.73	\$ 416.76
CITY OF COACHELLA	768-510-024	50532	CALLE CEBRINO	Trash Service	1	\$ 34.73	\$ 416.76
CITY OF COACHELLA	768-510-025	50522	CALLE CEBRINO	Trash Service	1	\$ 34.73	\$ 416.76
CITY OF COACHELLA	768-510-026	50510	CALLE CEBRINO	Trash Service	1	\$ 34.73	\$ 416.76
CITY OF COACHELLA	768-510-026	50510	CALLE CEBRINO	Additional Trash	1	\$ 9.72	\$ 116.64
CITY OF COACHELLA	768-510-026	50510	CALLE CEBRINO	Additional Recycle	1	\$ 9.72	\$ 116.64
CITY OF COACHELLA	768-510-026	50510	CALLE CEBRINO	Yard Service	1	\$ 11.50	\$ 138.00
CITY OF COACHELLA	768-510-027	50502	CALLE CEBRINO	Trash Service	1	\$ 34.73	\$ 416.76
CITY OF COACHELLA	768-510-028	50501	CALLE CEBRINO	Trash Service	1	\$ 34.73	\$ 416.76
CITY OF COACHELLA	768-510-029	50507	CALLE CEBRINO	Trash Service	1	\$ 34.73	\$ 416.76
CITY OF COACHELLA	768-510-029	50507	CALLE CEBRINO	Additional Trash	2	\$ 19.44	\$ 233.28
CITY OF COACHELLA	768-510-030	50508	CALLE CERVANTES	Trash Service	1	\$ 34.73	\$ 416.76
CITY OF COACHELLA	768-510-030	50508	CALLE CERVANTES	Yard Service	1	\$ 11.50	\$ 138.00
CITY OF COACHELLA	768-510-030	50508	CALLE CERVANTES	Additional Trash	2	\$ 19.44	\$ 233.28
CITY OF COACHELLA	768-510-031	50500	CALLE CERVANTES	Trash Service	1	\$ 34.73	\$ 416.76
CITY OF COACHELLA	768-511-001	50533	CALLE CEBRINO	Trash Service	1	\$ 34.73	\$ 416.76
CITY OF COACHELLA	768-511-002	50567	CALLE CEBRINO	Trash Service	1	\$ 34.73	\$ 416.76
CITY OF COACHELLA	768-511-003	50585	CALLE CEBRINO	Trash Service	1	\$ 34.73	\$ 416.76
CITY OF COACHELLA	768-511-004	50621	CALLE CEBRINO	Trash Service	1	\$ 34.73	\$ 416.76

### City of Coachella proposed 2024-25 Tax File

Customer Name	Parcel #	Address	Street	Service Level	Units	Total Monthly Rate	Total Annual Rate
CITY OF COACHELLA	768-511-004	50621	CALLE CEBRINO	Additional Trash	1	\$ 9.72	\$ 116.64
CITY OF COACHELLA	768-511-004	50621	CALLE CEBRINO	Yard Service	1	\$ 11.50	\$ 138.00
CITY OF COACHELLA	768-511-005	50669	CALLE CEBRINO	Trash Service	1	\$ 34.73	\$ 416.76
CITY OF COACHELLA	768-511-006	50707	CALLE CEBRINO	Trash Service	1	\$ 34.73	\$ 416.76
CITY OF COACHELLA	768-511-006	50707	CALLE CEBRINO	Additional Trash	3	\$ 29.16	\$ 349.92
CITY OF COACHELLA	768-511-007	50753	CALLE CEBRINO	Trash Service	1	\$ 34.73	\$ 416.76
CITY OF COACHELLA	768-511-007	50753	CALLE CEBRINO	Additional Trash	1	\$ 9.72	\$ 116.64
CITY OF COACHELLA	768-511-008	84460	CALLE CHAVEZ	Trash Service	1	\$ 34.73	\$ 416.76
CITY OF COACHELLA	768-511-009	84454	CALLE CHAVEZ	Trash Service	1	\$ 34.73	\$ 416.76
CITY OF COACHELLA	768-511-009	84454	CALLE CHAVEZ	Yard Service	1	\$ 11.50	\$ 138.00
CITY OF COACHELLA	768-511-010	50694	CALLE CERVANTES	Trash Service	1	\$ 34.73	\$ 416.76
CITY OF COACHELLA	768-511-011	50656	CALLE CERVANTES	Trash Service	1	\$ 34.73	\$ 416.76
CITY OF COACHELLA	768-511-012	50616	CALLE CERVANTES	Trash Service	1	\$ 34.73	\$ 416.76
CITY OF COACHELLA	768-511-012	50616	CALLE CERVANTES	Yard Service	1	\$ 11.50	\$ 138.00
CITY OF COACHELLA	768-511-013	50584	CALLE CERVANTES	Trash Service	1	\$ 34.73	\$ 416.76
CITY OF COACHELLA	768-511-013	50584	CALLE CERVANTES	Yard Service	1	\$ 11.50	\$ 138.00
CITY OF COACHELLA	768-511-014	50564	CALLE CERVANTES	Trash Service	1	\$ 34.73	\$ 416.76
CITY OF COACHELLA	768-511-014	50564	CALLE CERVANTES	Yard Service	1	\$ 11.50	\$ 138.00
CITY OF COACHELLA	768-511-014	50564	CALLE CERVANTES	Additional Trash	1	\$ 9.72	\$ 116.64
CITY OF COACHELLA	768-511-015	50532	CALLE CERVANTES	Trash Service	1	\$ 34.73	\$ 416.76
CITY OF COACHELLA	768-511-015	50532	CALLE CERVANTES	Yard Service	1	\$ 11.50	\$ 138.00
CITY OF COACHELLA	768-520-001	53003	CALLE EMPALME	Trash Service	1	\$ 34.73	\$ 416.76
CITY OF COACHELLA	768-520-002	53007	CALLE EMPALME	Trash Service	1	\$ 34.73	\$ 416.76
CITY OF COACHELLA	768-520-002	53007	CALLE EMPALME	Additional Trash	3	\$ 29.16	\$ 349.92
CITY OF COACHELLA	768-520-003	53011	CALLE EMPALME	Trash Service	1	\$ 34.73	\$ 416.76
CITY OF COACHELLA	768-520-004	53015	CALLE EMPALME	Trash Service	1	\$ 34.73	\$ 416.76
CITY OF COACHELLA	768-520-005	53019	CALLE EMPALME	Trash Service	1	\$ 34.73	\$ 416.76
CITY OF COACHELLA	768-520-006	53025	CALLE EMPALME	Trash Service	1	\$ 34.73	\$ 416.76
CITY OF COACHELLA	768-520-007	53027	CALLE EMPALME	Trash Service	1	\$ 34.73	\$ 416.76
CITY OF COACHELLA	768-520-008	53031	CALLE EMPALME	Trash Service	1	\$ 34.73	\$ 416.76
CITY OF COACHELLA	768-520-009	53035	CALLE EMPALME	Trash Service	1	\$ 34.73	\$ 416.76
CITY OF COACHELLA	768-520-009	53035	CALLE EMPALME	Additional Trash	1	\$ 9.72	\$ 116.64
CITY OF COACHELLA	768-520-010	53039	CALLE EMPALME	Trash Service	1	\$ 34.73	\$ 416.76

### City of Coachella proposed 2024-25 Tax File

Customer Name	Parcel #	Address	Street	Service Level	Units	Total Monthly Rate	Total Annual Rate
CITY OF COACHELLA	768-520-023	53035	MODENA TER	Trash Service	1	\$ 34.73	\$ 416.76
CITY OF COACHELLA	768-520-024	53031	MODENA TER	Trash Service	1	\$ 34.73	\$ 416.76
CITY OF COACHELLA	768-520-024	53031	MODENA TER	Additional Trash	1	\$ 9.72	\$ 116.64
CITY OF COACHELLA	768-520-025	53027	MODENA TER	Trash Service	1	\$ 34.73	\$ 416.76
CITY OF COACHELLA	768-520-026	53023	MODENA TER	Trash Service	1	\$ 34.73	\$ 416.76
CITY OF COACHELLA	768-520-026	53023	MODENA TER	Yard Service	2	\$ 23.00	\$ 276.00
CITY OF COACHELLA	768-520-026	53023	MODENA TER	Additional Trash	2	\$ 19.44	\$ 233.28
CITY OF COACHELLA	768-520-027	53019	MODENA TER	Trash Service	1	\$ 34.73	\$ 416.76
CITY OF COACHELLA	768-520-028	53015	MODENA TER	Trash Service	1	\$ 34.73	\$ 416.76
CITY OF COACHELLA	768-520-029	53011	MODENA TER	Trash Service	1	\$ 34.73	\$ 416.76
CITY OF COACHELLA	768-520-031	53005	MODENA TER	Trash Service	1	\$ 34.73	\$ 416.76
CITY OF COACHELLA	768-520-031	53005	MODENA TER	Yard Service	1	\$ 11.50	\$ 138.00
CITY OF COACHELLA	768-520-031	53005	MODENA TER	Additional Trash	5	\$ 48.60	\$ 583.20
CITY OF COACHELLA	768-520-031	53005	MODENA TER	Additional Recycle	1	\$ 9.72	\$ 116.64
CITY OF COACHELLA	768-520-032	53006	MODENA TER	Trash Service	1	\$ 34.73	\$ 416.76
CITY OF COACHELLA	768-520-032	53006	MODENA TER	Additional Trash	2	\$ 19.44	\$ 233.28
CITY OF COACHELLA	768-520-032	53006	MODENA TER	Additional Recycle	1	\$ 9.72	\$ 116.64
CITY OF COACHELLA	768-520-033	53008	MODENA TER	Trash Service	1	\$ 34.73	\$ 416.76
CITY OF COACHELLA	768-520-034	53012	MODENA TER	Trash Service	1	\$ 34.73	\$ 416.76
CITY OF COACHELLA	768-520-035	53016	MODENA TER	Trash Service	1	\$ 34.73	\$ 416.76
CITY OF COACHELLA	768-520-036	53020	MODENA TER	Trash Service	1	\$ 34.73	\$ 416.76
CITY OF COACHELLA	768-520-037	53024	MODENA TER	Trash Service	1	\$ 34.73	\$ 416.76
CITY OF COACHELLA	768-520-038	53028	MODENA TER	Trash Service	1	\$ 34.73	\$ 416.76
CITY OF COACHELLA	768-520-039	53032	MODENA TER	Trash Service	1	\$ 34.73	\$ 416.76
CITY OF COACHELLA	768-520-040	53038	MODENA TER	Trash Service	1	\$ 34.73	\$ 416.76
CITY OF COACHELLA	768-520-040	53038	MODENA TER	Additional Trash	1	\$ 9.72	\$ 116.64
CITY OF COACHELLA	768-520-042	53033	TORINO PLC	Trash Service	1	\$ 34.73	\$ 416.76
CITY OF COACHELLA	768-520-043	53027	TORINO PLC	Trash Service	1	\$ 34.73	\$ 416.76
CITY OF COACHELLA	768-520-046	53017	TORINO PLC	Trash Service	1	\$ 34.73	\$ 416.76
CITY OF COACHELLA	768-520-047	53013	TORINO PLC	Trash Service	1	\$ 34.73	\$ 416.76
CITY OF COACHELLA	768-520-048	53009	TORINO PLC	Trash Service	1	\$ 34.73	\$ 416.76
CITY OF COACHELLA	768-520-049	84082	MONZA LANE	Trash Service	1	\$ 34.73	\$ 416.76
CITY OF COACHELLA	768-520-050	84094	MONZA LANE	Trash Service	1	\$ 34.73	\$ 416.76

### City of Coachella proposed 2024-25 Tax File

Customer Name	Parcel #	Address	Street	Service Level	Units	Total Monthly Rate	Total Annual Rate
CITY OF COACHELLA	768-520-052	84116	MONZA LANE	Trash Service	1	\$ 34.73	\$ 416.76
CITY OF COACHELLA	768-520-053	84126	MONZA LANE	Trash Service	1	\$ 34.73	\$ 416.76
CITY OF COACHELLA	768-520-055	84148	MONZA LANE	Trash Service	1	\$ 34.73	\$ 416.76
CITY OF COACHELLA	768-521-015	84151	MONZA LANE	Trash Service	1	\$ 34.73	\$ 416.76
CITY OF COACHELLA	768-521-016	84139	MONZA LANE	Trash Service	1	\$ 34.73	\$ 416.76
CITY OF COACHELLA	768-521-018	53012	TORINO PLC	Trash Service	1	\$ 34.73	\$ 416.76
CITY OF COACHELLA	768-521-020	53020	TORINO PLC	Trash Service	1	\$ 34.73	\$ 416.76
CITY OF COACHELLA	768-521-021	53024	TORINO PLC	Trash Service	1	\$ 34.73	\$ 416.76
CITY OF COACHELLA	768-521-022	53028	TORINO PLC	Trash Service	1	\$ 34.73	\$ 416.76
CITY OF COACHELLA	768-521-023	53032	TORINO PLC	Trash Service	1	\$ 34.73	\$ 416.76
CITY OF COACHELLA	768-521-023	53032	TORINO PLC	Additional Trash	1	\$ 9.72	\$ 116.64
CITY OF COACHELLA	768-521-023	53032	TORINO PLC	Yard Service	1	\$ 11.50	\$ 138.00
CITY OF COACHELLA	768-521-024	53038	TORINO PLC	Trash Service	1	\$ 34.73	\$ 416.76
CITY OF COACHELLA	768-521-025	84114	SIENA LANE	Trash Service	1	\$ 34.73	\$ 416.76
CITY OF COACHELLA	768-521-026	84126	SIENA LANE	Trash Service	1	\$ 34.73	\$ 416.76
CITY OF COACHELLA	768-521-027	84136	SIENA LANE	Trash Service	1	\$ 34.73	\$ 416.76
CITY OF COACHELLA	768-521-027	84136	SIENA LANE	Yard Service	1	\$ 11.50	\$ 138.00
CITY OF COACHELLA	768-521-028	84146	SIENA LANE	Trash Service	1	\$ 34.73	\$ 416.76
CITY OF COACHELLA	768-521-030	84172	SIENA LANE	Trash Service	1	\$ 34.73	\$ 416.76
CITY OF COACHELLA	768-521-031	84184	SIENA LANE	Trash Service	1	\$ 34.73	\$ 416.76
CITY OF COACHELLA	778-010-007	50341	GRAPEFRUIT BLVD	Trash Service	2	\$ 69.46	\$ 833.52
CITY OF COACHELLA	778-010-007	50341	GRAPEFRUIT BLVD	Additional Trash	1	\$ 9.72	\$ 116.64
CITY OF COACHELLA	778-010-008	50343	GRAPEFRUIT BLVD	Trash Service	1	\$ 34.73	\$ 416.76
CITY OF COACHELLA	778-010-008	343	CANTALOUPE AVE	Trash Service	1	\$ 34.73	\$ 416.76
CITY OF COACHELLA	778-010-009	50284	GRAPEFRUIT BLVD	Trash Service	1	\$ 34.73	\$ 416.76
CITY OF COACHELLA	778-010-009	50284	GRAPEFRUIT BLVD	Additional Trash	1	\$ 9.72	\$ 116.64
CITY OF COACHELLA	778-040-001	1601	2ND ST	Trash Service	1	\$ 34.73	\$ 416.76
CITY OF COACHELLA	778-040-003	1639	2ND ST	Trash Service	2	\$ 69.46	\$ 833.52
CITY OF COACHELLA	778-040-004	1653	2ND ST	Trash Service	1	\$ 34.73	\$ 416.76
CITY OF COACHELLA	778-040-004	1653	2ND ST	Additional Trash	1	\$ 9.72	\$ 116.64
CITY OF COACHELLA	778-040-006	1638	1ST ST	Trash Service	1	\$ 34.73	\$ 416.76
CITY OF COACHELLA	778-040-006	1638	1ST ST	Additional Trash	1	\$ 9.72	\$ 116.64
CITY OF COACHELLA	778-040-007	1650	1ST ST	Trash Service	1	\$ 34.73	\$ 416.76

### City of Coachella proposed 2024-25 Tax File

Customer Name	Parcel #	Address	Street	Service Level	Units	Total Monthly Rate	Total Annual Rate
CITY OF COACHELLA	778-040-007	1650	1ST ST	Additional Trash	2	\$ 19.44	\$ 233.28
CITY OF COACHELLA	778-040-011	85427	GRAPEFRUIT BLVD	Trash Service	3	\$ 104.19	\$ 1,250.28
CITY OF COACHELLA	778-040-011	85427	GRAPEFRUIT BLVD	Additional Trash	2	\$ 19.44	\$ 233.28
CITY OF COACHELLA	778-040-012	85405	GRAPEFRUIT BLVD	Trash Service	1	\$ 34.73	\$ 416.76
CITY OF COACHELLA	778-040-012	85405	GRAPEFRUIT BLVD	Additional Organics	1	\$ 9.72	\$ 116.64
CITY OF COACHELLA	778-041-002	85567	GRAPEFRUIT BLVD	Trash Service	1	\$ 34.73	\$ 416.76
CITY OF COACHELLA	778-041-002	85567	GRAPEFRUIT BLVD	Additional Trash	1	\$ 9.72	\$ 116.64
CITY OF COACHELLA	778-041-003	85591	GRAPEFRUIT BLVD	Trash Service	1	\$ 34.73	\$ 416.76
CITY OF COACHELLA	778-041-004	1650	2ND ST	Trash Service	1	\$ 34.73	\$ 416.76
CITY OF COACHELLA	778-041-005	1654	2ND ST	Trash Service	1	\$ 34.73	\$ 416.76
CITY OF COACHELLA	778-041-006	1653	3RD ST	Trash Service	1	\$ 34.73	\$ 416.76
CITY OF COACHELLA	778-041-007	1639	3RD ST	Trash Service	3	\$ 104.19	\$ 1,250.28
CITY OF COACHELLA	778-041-008	1637	3RD ST	Trash Service	2	\$ 69.46	\$ 833.52
CITY OF COACHELLA	778-041-009	1609	3RD ST	Trash Service	1	\$ 34.73	\$ 416.76
CITY OF COACHELLA	778-041-009	1609	3RD ST	Additional Trash	1	\$ 9.72	\$ 116.64
CITY OF COACHELLA	778-042-002	1650	3RD ST	Trash Service	1	\$ 34.73	\$ 416.76
CITY OF COACHELLA	778-042-003	1640	3RD ST	Trash Service	1	\$ 34.73	\$ 416.76
CITY OF COACHELLA	778-042-003	1640	3RD ST	Additional Trash	1	\$ 9.72	\$ 116.64
CITY OF COACHELLA	778-042-004	610	VINE AVE	Trash Service	1	\$ 34.73	\$ 416.76
CITY OF COACHELLA	778-042-004	610	VINE AVE	Additional Trash	1	\$ 9.72	\$ 116.64
CITY OF COACHELLA	778-042-005	636	VINE AVE	Trash Service	1	\$ 34.73	\$ 416.76
CITY OF COACHELLA	778-042-008	1641	4TH ST	Trash Service	1	\$ 34.73	\$ 416.76
CITY OF COACHELLA	778-043-001	431	VINE AVE	Trash Service	1	\$ 34.73	\$ 416.76
CITY OF COACHELLA	778-043-002	437	VINE AVE	Trash Service	1	\$ 34.73	\$ 416.76
CITY OF COACHELLA	778-043-002	437	VINE AVE	Additional Recycle	1	\$ 9.72	\$ 116.64
CITY OF COACHELLA	778-043-003	433	VINE AVE	Trash Service	1	\$ 34.73	\$ 416.76
CITY OF COACHELLA	778-043-003	433	VINE AVE	Additional Trash	1	\$ 9.72	\$ 116.64
CITY OF COACHELLA	778-043-004	1550	1ST ST	Trash Service	2	\$ 69.46	\$ 833.52
CITY OF COACHELLA	778-043-005	1538	1ST ST	Trash Service	1	\$ 34.73	\$ 416.76
CITY OF COACHELLA	778-043-006	1524	1ST ST	Trash Service	1	\$ 34.73	\$ 416.76
CITY OF COACHELLA	778-043-007	1508	1ST ST	Trash Service	1	\$ 34.73	\$ 416.76
CITY OF COACHELLA	778-043-008	465	VINE AVE	Trash Service	2	\$ 69.46	\$ 833.52
CITY OF COACHELLA	778-043-009	1573	2ND ST	Trash Service	3	\$ 104.19	\$ 1,250.28



### City of Coachella proposed 2024-25 Tax File

Customer Name	Parcel #	Address	Street	Service Level	Units	Total Monthly Rate	Total Annual Rate
CITY OF COACHELLA	778-043-009	1573	2ND ST	Additional Trash	1	\$ 9.72	\$ 116.64
CITY OF COACHELLA	778-043-010	1563	2ND ST	Trash Service	1	\$ 34.73	\$ 416.76
CITY OF COACHELLA	778-043-010	1563	2ND ST	Additional Trash	1	\$ 9.72	\$ 116.64
CITY OF COACHELLA	778-043-011	1551	2ND ST	Trash Service	2	\$ 69.46	\$ 833.52
CITY OF COACHELLA	778-043-012	1543	2ND ST	Trash Service	2	\$ 69.46	\$ 833.52
CITY OF COACHELLA	778-043-013	1533	2ND ST	Trash Service	1	\$ 34.73	\$ 416.76
CITY OF COACHELLA	778-043-013	1533	2ND ST	Additional Trash	1	\$ 9.72	\$ 116.64
CITY OF COACHELLA	778-043-013	1523	2ND ST	Trash Service	1	\$ 34.73	\$ 416.76
CITY OF COACHELLA	778-043-013	1523	2ND ST	Additional Trash	1	\$ 9.72	\$ 116.64
CITY OF COACHELLA	778-044-001	1592	2ND ST	Trash Service	1	\$ 34.73	\$ 416.76
CITY OF COACHELLA	778-044-001	1592	2ND ST	Additional Trash	1	\$ 9.72	\$ 116.64
CITY OF COACHELLA	778-044-002	1578	2ND ST	Trash Service	1	\$ 34.73	\$ 416.76
CITY OF COACHELLA	778-044-002	1578	2ND ST	Additional Trash	1	\$ 9.72	\$ 116.64
CITY OF COACHELLA	778-044-003	1566	2ND ST	Trash Service	1	\$ 34.73	\$ 416.76
CITY OF COACHELLA	778-044-003	1566	2ND ST	Additional Trash	1	\$ 9.72	\$ 116.64
CITY OF COACHELLA	778-044-004	1554	2ND ST	Trash Service	3	\$ 104.19	\$ 1,250.28
CITY OF COACHELLA	778-044-004	1554	2ND ST	Additional Trash	3	\$ 29.16	\$ 349.92
CITY OF COACHELLA	778-044-005	1524	2ND ST	Trash Service	2	\$ 69.46	\$ 833.52
CITY OF COACHELLA	778-044-005	1524	2ND ST	Additional Trash	1	\$ 9.72	\$ 116.64
CITY OF COACHELLA	778-044-006	1508	2ND ST	Trash Service	1	\$ 34.73	\$ 416.76
CITY OF COACHELLA	778-044-006	550	ORCHARD AVE	Trash Service	1	\$ 34.73	\$ 416.76
CITY OF COACHELLA	778-044-006	550	ORCHARD AVE	Additional Trash	1	\$ 9.72	\$ 116.64
CITY OF COACHELLA	778-044-007	1589	3RD ST	Trash Service	1	\$ 34.73	\$ 416.76
CITY OF COACHELLA	778-044-008	1579	3RD ST	Trash Service	1	\$ 34.73	\$ 416.76
CITY OF COACHELLA	778-044-009	1565	3RD ST	Trash Service	1	\$ 34.73	\$ 416.76
CITY OF COACHELLA	778-044-010	1559	3RD ST	Trash Service	1	\$ 34.73	\$ 416.76
CITY OF COACHELLA	778-044-010	1559	3RD ST	Additional Trash	1	\$ 9.72	\$ 116.64
CITY OF COACHELLA	778-044-011	1543	3RD ST	Trash Service	1	\$ 34.73	\$ 416.76
CITY OF COACHELLA	778-044-012	1521	3RD ST	Trash Service	1	\$ 34.73	\$ 416.76
CITY OF COACHELLA	778-044-012	1525	3RD ST	Trash Service	1	\$ 34.73	\$ 416.76
CITY OF COACHELLA	778-045-001	1592	3RD ST	Trash Service	1	\$ 34.73	\$ 416.76
CITY OF COACHELLA	778-045-001	1576	3RD ST	Trash Service	1	\$ 34.73	\$ 416.76
CITY OF COACHELLA	778-045-002	623	VINE AVE	Trash Service	1	\$ 34.73	\$ 416.76

### City of Coachella proposed 2024-25 Tax File

Customer Name	Parcel #	Address	Street	Service Level	Units	Total Monthly Rate	Total Annual Rate
CITY OF COACHELLA	778-045-003	1558	3RD ST	Trash Service	1	\$ 34.73	\$ 416.76
CITY OF COACHELLA	778-045-003	1558	3RD ST	Additional Trash	1	\$ 9.72	\$ 116.64
CITY OF COACHELLA	778-045-004	1542	3RD ST	Trash Service	1	\$ 34.73	\$ 416.76
CITY OF COACHELLA	778-045-005	1528	3RD ST	Trash Service	1	\$ 34.73	\$ 416.76
CITY OF COACHELLA	778-045-006	1506	3RD ST	Trash Service	1	\$ 34.73	\$ 416.76
CITY OF COACHELLA	778-045-008	1579	4TH ST	Trash Service	1	\$ 34.73	\$ 416.76
CITY OF COACHELLA	778-045-009	1557	4TH ST	Trash Service	1	\$ 34.73	\$ 416.76
CITY OF COACHELLA	778-045-010	1541	4TH ST	Trash Service	1	\$ 34.73	\$ 416.76
CITY OF COACHELLA	778-045-010	1541	4TH ST	Additional Trash	1	\$ 9.72	\$ 116.64
CITY OF COACHELLA	778-045-011	1519	4TH ST	Trash Service	1	\$ 34.73	\$ 416.76
CITY OF COACHELLA	778-045-011	1519	4TH ST	Additional Trash	1	\$ 9.72	\$ 116.64
CITY OF COACHELLA	778-045-012	1507	4TH ST	Trash Service	1	\$ 34.73	\$ 416.76
CITY OF COACHELLA	778-045-012	656	ORCHARD AVE	Trash Service	1	\$ 34.73	\$ 416.76
CITY OF COACHELLA	778-045-013	663	VINE AVE	Trash Service	1	\$ 34.73	\$ 416.76
CITY OF COACHELLA	778-050-001	407	ORCHARD AVE	Trash Service	1	\$ 34.73	\$ 416.76
CITY OF COACHELLA	778-050-002	1478	1ST ST	Trash Service	2	\$ 69.46	\$ 833.52
CITY OF COACHELLA	778-050-002	1478	1ST ST	Additional Recycle	1	\$ 9.72	\$ 116.64
CITY OF COACHELLA	778-050-003	1466	1ST ST	Trash Service	1	\$ 34.73	\$ 416.76
CITY OF COACHELLA	778-050-004	1448	1ST ST	Trash Service	2	\$ 69.46	\$ 833.52
CITY OF COACHELLA	778-050-005	1440	1ST ST	Trash Service	1	\$ 34.73	\$ 416.76
CITY OF COACHELLA	778-050-005	1440	1ST ST	Additional Trash	1	\$ 9.72	\$ 116.64
CITY OF COACHELLA	778-050-006	1424	1ST ST	Trash Service	1	\$ 34.73	\$ 416.76
CITY OF COACHELLA	778-050-007	1408	1ST ST	Trash Service	1	\$ 34.73	\$ 416.76
CITY OF COACHELLA	778-050-008	1491	2ND ST	Trash Service	1	\$ 34.73	\$ 416.76
CITY OF COACHELLA	778-050-009	1477	2ND ST	Trash Service	1	\$ 34.73	\$ 416.76
CITY OF COACHELLA	778-050-009	1477	2ND ST	Additional Trash	1	\$ 9.72	\$ 116.64
CITY OF COACHELLA	778-050-010	1465	2ND ST	Trash Service	1	\$ 34.73	\$ 416.76
CITY OF COACHELLA	778-050-011	1451	2ND ST	Trash Service	2	\$ 69.46	\$ 833.52
CITY OF COACHELLA	778-050-012	1443	2ND ST	Trash Service	1	\$ 34.73	\$ 416.76
CITY OF COACHELLA	778-050-012	1443	2ND ST	Additional Trash	1	\$ 9.72	\$ 116.64
CITY OF COACHELLA	778-050-013	1423	2ND ST	Trash Service	2	\$ 69.46	\$ 833.52
CITY OF COACHELLA	778-050-014	468	PALM AVE	Trash Service	2	\$ 69.46	\$ 833.52
CITY OF COACHELLA	778-051-001	1517	ORCHARD AVE	Trash Service	1	\$ 34.73	\$ 416.76

### City of Coachella proposed 2024-25 Tax File

Customer Name	Parcel #	Address	Street	Service Level	Units	Total Monthly Rate	Total Annual Rate
CITY OF COACHELLA	778-051-002	543	ORCHARD AVE	Trash Service	1	\$ 34.73	\$ 416.76
CITY OF COACHELLA	778-051-003	1478	2ND ST	Trash Service	1	\$ 34.73	\$ 416.76
CITY OF COACHELLA	778-051-003	1480	2ND ST	Trash Service	1	\$ 34.73	\$ 416.76
CITY OF COACHELLA	778-051-004	1462	2ND ST	Trash Service	1	\$ 34.73	\$ 416.76
CITY OF COACHELLA	778-051-005	1450	2ND ST	Trash Service	1	\$ 34.73	\$ 416.76
CITY OF COACHELLA	778-051-006	1436	2ND ST	Trash Service	1	\$ 34.73	\$ 416.76
CITY OF COACHELLA	778-051-006	1436	2ND ST	Additional Trash	1	\$ 9.72	\$ 116.64
CITY OF COACHELLA	778-051-007	1420	2ND ST	Trash Service	2	\$ 69.46	\$ 833.52
CITY OF COACHELLA	778-051-008	1408	2ND ST	Trash Service	1	\$ 34.73	\$ 416.76
CITY OF COACHELLA	778-051-008	1408	2ND ST	Additional Trash	1	\$ 9.72	\$ 116.64
CITY OF COACHELLA	778-051-009	1491	3RD ST	Trash Service	1	\$ 34.73	\$ 416.76
CITY OF COACHELLA	778-051-009	1491	3RD ST	Additional Trash	1	\$ 9.72	\$ 116.64
CITY OF COACHELLA	778-051-009	1473	3RD ST	Trash Service	1	\$ 34.73	\$ 416.76
CITY OF COACHELLA	778-051-010	1451	3RD ST B	Trash Service	1	\$ 34.73	\$ 416.76
CITY OF COACHELLA	778-051-011	1451	3RD ST A	Trash Service	1	\$ 34.73	\$ 416.76
CITY OF COACHELLA	778-051-012	1449	3RD ST	Trash Service	1	\$ 34.73	\$ 416.76
CITY OF COACHELLA	778-051-013	1441	3RD ST	Trash Service	2	\$ 69.46	\$ 833.52
CITY OF COACHELLA	778-051-013	1441	3RD ST	Additional Trash	1	\$ 9.72	\$ 116.64
CITY OF COACHELLA	778-051-015	85592	PALM AVE	Trash Service	2	\$ 69.46	\$ 833.52
CITY OF COACHELLA	778-052-001	607	ORCHARD AVE	Trash Service	1	\$ 34.73	\$ 416.76
CITY OF COACHELLA	778-052-001	1470	3RD ST	Trash Service	1	\$ 34.73	\$ 416.76
CITY OF COACHELLA	778-052-002	625	ORCHARD AVE	Trash Service	1	\$ 34.73	\$ 416.76
CITY OF COACHELLA	778-052-002	625	ORCHARD AVE	Additional Trash	1	\$ 9.72	\$ 116.64
CITY OF COACHELLA	778-052-003	645	ORCHARD AVE	Trash Service	1	\$ 34.73	\$ 416.76
CITY OF COACHELLA	778-052-003	645	ORCHARD AVE	Additional Trash	1	\$ 9.72	\$ 116.64
CITY OF COACHELLA	778-052-004	1442	3RD ST	Trash Service	1	\$ 34.73	\$ 416.76
CITY OF COACHELLA	778-052-005	1438	3RD ST	Trash Service	1	\$ 34.73	\$ 416.76
CITY OF COACHELLA	778-052-005	1438	3RD ST	Additional Trash	1	\$ 9.72	\$ 116.64
CITY OF COACHELLA	778-052-006	1424	3RD ST	Trash Service	1	\$ 34.73	\$ 416.76
CITY OF COACHELLA	778-052-006	608	PALM AVE	Trash Service	3	\$ 104.19	\$ 1,250.28
CITY OF COACHELLA	778-052-007	666	PALM AVE	Trash Service	2	\$ 69.46	\$ 833.52
CITY OF COACHELLA	778-052-008	663	ORCHARD AVE	Trash Service	1	\$ 34.73	\$ 416.76
CITY OF COACHELLA	778-052-009	1467	4TH ST	Trash Service	1	\$ 34.73	\$ 416.76

### City of Coachella proposed 2024-25 Tax File

Customer Name	Parcel #	Address	Street	Service Level	Units	Total Monthly Rate	Total Annual Rate
CITY OF COACHELLA	778-052-009	1467	4TH ST	Additional Trash	1	\$ 9.72	\$ 116.64
CITY OF COACHELLA	778-052-010	1457	4TH ST	Trash Service	1	\$ 34.73	\$ 416.76
CITY OF COACHELLA	778-052-010	1457	4TH ST	Additional Trash	1	\$ 9.72	\$ 116.64
CITY OF COACHELLA	778-052-011	1445	4TH ST	Trash Service	1	\$ 34.73	\$ 416.76
CITY OF COACHELLA	778-052-012	1429	4TH ST	Trash Service	1	\$ 34.73	\$ 416.76
CITY OF COACHELLA	778-052-012	1429	4TH ST	Additional Trash	1	\$ 9.72	\$ 116.64
CITY OF COACHELLA	778-053-001	707	ORCHARD AVE	Trash Service	1	\$ 34.73	\$ 416.76
CITY OF COACHELLA	778-053-001	707	ORCHARD AVE	Additional Trash	1	\$ 9.72	\$ 116.64
CITY OF COACHELLA	778-053-002	731	ORCHARD AVE	Trash Service	1	\$ 34.73	\$ 416.76
CITY OF COACHELLA	778-053-003	767	ORCHARD AVE	Trash Service	2	\$ 69.46	\$ 833.52
CITY OF COACHELLA	778-053-004	1458	4TH ST	Trash Service	1	\$ 34.73	\$ 416.76
CITY OF COACHELLA	778-053-004	1458	4TH ST	Additional Trash	1	\$ 9.72	\$ 116.64
CITY OF COACHELLA	778-053-005	1442	4TH ST	Trash Service	2	\$ 69.46	\$ 833.52
CITY OF COACHELLA	778-053-005	1442	4TH ST	Additional Trash	2	\$ 19.44	\$ 233.28
CITY OF COACHELLA	778-053-006	708	PALM AVE	Trash Service	1	\$ 34.73	\$ 416.76
CITY OF COACHELLA	778-053-007	736	PALM AVE	Trash Service	1	\$ 34.73	\$ 416.76
CITY OF COACHELLA	778-053-010	1461	5TH ST	Trash Service	1	\$ 34.73	\$ 416.76
CITY OF COACHELLA	778-053-011	1293	3RD ST	Trash Service	3	\$ 104.19	\$ 1,250.28
CITY OF COACHELLA	778-053-011	1441	5TH ST	Trash Service	1	\$ 34.73	\$ 416.76
CITY OF COACHELLA	778-053-012	766	PALM AVE	Trash Service	1	\$ 34.73	\$ 416.76
CITY OF COACHELLA	778-053-013	790	PALM AVE	Trash Service	1	\$ 34.73	\$ 416.76
CITY OF COACHELLA	778-053-013	790	PALM AVE	Additional Trash	1	\$ 9.72	\$ 116.64
CITY OF COACHELLA	778-054-001	1394	1ST ST	Trash Service	1	\$ 34.73	\$ 416.76
CITY OF COACHELLA	778-054-001	1394	1ST ST	Additional Trash	1	\$ 9.72	\$ 116.64
CITY OF COACHELLA	778-054-002	1378	1ST ST	Trash Service	1	\$ 34.73	\$ 416.76
CITY OF COACHELLA	778-054-002	1378	1ST ST	Additional Organics	1	\$ 9.72	\$ 116.64
CITY OF COACHELLA	778-054-003	1340	1ST ST	Trash Service	2	\$ 69.46	\$ 833.52
CITY OF COACHELLA	778-054-006	1355	2ND ST	Trash Service	1	\$ 34.73	\$ 416.76
CITY OF COACHELLA	778-054-006	1355	2ND ST	Additional Trash	1	\$ 9.72	\$ 116.64
CITY OF COACHELLA	778-054-007	1337	2ND ST	Trash Service	1	\$ 34.73	\$ 416.76
CITY OF COACHELLA	778-054-008	1319	2ND ST	Trash Service	1	\$ 34.73	\$ 416.76
CITY OF COACHELLA	778-054-008	1319	2ND ST	Additional Trash	1	\$ 9.72	\$ 116.64
CITY OF COACHELLA	778-055-001	501	PALM AVE	Trash Service	1	\$ 34.73	\$ 416.76

### City of Coachella proposed 2024-25 Tax File

Customer Name	Parcel #	Address	Street	Service Level	Units	Total Monthly Rate	Total Annual Rate
CITY OF COACHELLA	778-055-002	1378	2ND ST	Trash Service	1	\$ 34.73	\$ 416.76
CITY OF COACHELLA	778-055-003	1360	2ND ST	Trash Service	2	\$ 69.46	\$ 833.52
CITY OF COACHELLA	778-055-004	1350	2ND ST	Trash Service	1	\$ 34.73	\$ 416.76
CITY OF COACHELLA	778-055-005	1336	2ND ST	Trash Service	1	\$ 34.73	\$ 416.76
CITY OF COACHELLA	778-055-005	1338	2ND ST	Trash Service	1	\$ 34.73	\$ 416.76
CITY OF COACHELLA	778-055-006	1310	2ND ST	Trash Service	1	\$ 34.73	\$ 416.76
CITY OF COACHELLA	778-055-007	593	PALM AVE	Trash Service	1	\$ 34.73	\$ 416.76
CITY OF COACHELLA	778-055-007	593	PALM AVE	Additional Trash	1	\$ 9.72	\$ 116.64
CITY OF COACHELLA	778-055-008	1379	3RD ST	Trash Service	3	\$ 104.19	\$ 1,250.28
CITY OF COACHELLA	778-055-009	1365	3RD ST	Trash Service	1	\$ 34.73	\$ 416.76
CITY OF COACHELLA	778-055-010	1341	3RD ST	Trash Service	1	\$ 34.73	\$ 416.76
CITY OF COACHELLA	778-055-011	1331	3RD ST	Trash Service	1	\$ 34.73	\$ 416.76
CITY OF COACHELLA	778-055-012	1335	3RD ST	Trash Service	1	\$ 34.73	\$ 416.76
CITY OF COACHELLA	778-055-013	1315	3RD ST	Trash Service	1	\$ 34.73	\$ 416.76
CITY OF COACHELLA	778-055-013	1313	3RD ST	Trash Service	1	\$ 34.73	\$ 416.76
CITY OF COACHELLA	778-055-014	1305	3RD ST	Trash Service	3	\$ 104.19	\$ 1,250.28
CITY OF COACHELLA	778-056-001	615	PALM AVE	Trash Service	1	\$ 34.73	\$ 416.76
CITY OF COACHELLA	778-056-002	645	PALM AVE	Trash Service	1	\$ 34.73	\$ 416.76
CITY OF COACHELLA	778-056-002	645	PALM AVE	Additional Trash	1	\$ 9.72	\$ 116.64
CITY OF COACHELLA	778-056-003	1364	3RD ST	Trash Service	1	\$ 34.73	\$ 416.76
CITY OF COACHELLA	778-056-004	1336	3RD ST	Trash Service	1	\$ 34.73	\$ 416.76
CITY OF COACHELLA	778-056-004	1338	3RD ST	Trash Service	1	\$ 34.73	\$ 416.76
CITY OF COACHELLA	778-056-005	1326	3RD ST	Trash Service	1	\$ 34.73	\$ 416.76
CITY OF COACHELLA	778-056-005	1326	3RD ST	Additional Trash	1	\$ 9.72	\$ 116.64
CITY OF COACHELLA	778-056-006	1324	3RD ST	Trash Service	1	\$ 34.73	\$ 416.76
CITY OF COACHELLA	778-056-006	1324	3RD ST	Additional Trash	1	\$ 9.72	\$ 116.64
CITY OF COACHELLA	778-056-007	1389	4TH ST	Trash Service	1	\$ 34.73	\$ 416.76
CITY OF COACHELLA	778-056-008	1381	4TH ST	Trash Service	6	\$ 208.38	\$ 2,500.56
CITY OF COACHELLA	778-056-009	1361	4TH ST	Trash Service	1	\$ 34.73	\$ 416.76
CITY OF COACHELLA	778-056-009	1361	4TH ST	Additional Trash	1	\$ 9.72	\$ 116.64
CITY OF COACHELLA	778-056-010	1351	4TH ST	Trash Service	1	\$ 34.73	\$ 416.76
CITY OF COACHELLA	778-056-011	1335	4TH ST	Trash Service	1	\$ 34.73	\$ 416.76
CITY OF COACHELLA	778-056-012	1321	4TH ST	Trash Service	1	\$ 34.73	\$ 416.76

### City of Coachella proposed 2024-25 Tax File

Customer Name	Parcel #	Address	Street	Service Level	Units	Total Monthly Rate	Total Annual Rate
CITY OF COACHELLA	778-056-013	1301	4TH ST	Trash Service	1	\$ 34.73	\$ 416.76
CITY OF COACHELLA	778-057-001	745	PALM AVE	Trash Service	1	\$ 34.73	\$ 416.76
CITY OF COACHELLA	778-057-001	745	PALM AVE	Additional Trash	1	\$ 9.72	\$ 116.64
CITY OF COACHELLA	778-057-002	1384	4TH ST	Trash Service	1	\$ 34.73	\$ 416.76
CITY OF COACHELLA	778-057-002	1384	4TH ST	Additional Trash	1	\$ 9.72	\$ 116.64
CITY OF COACHELLA	778-057-003	1364	4TH ST	Trash Service	1	\$ 34.73	\$ 416.76
CITY OF COACHELLA	778-057-004	1350	4TH ST	Trash Service	1	\$ 34.73	\$ 416.76
CITY OF COACHELLA	778-057-004	1358	4TH ST	Trash Service	1	\$ 34.73	\$ 416.76
CITY OF COACHELLA	778-057-004	1358	4TH ST	Additional Trash	1	\$ 9.72	\$ 116.64
CITY OF COACHELLA	778-057-005	1336	4TH ST	Trash Service	1	\$ 34.73	\$ 416.76
CITY OF COACHELLA	778-057-005	1336	4TH ST	Additional Trash	1	\$ 9.72	\$ 116.64
CITY OF COACHELLA	778-057-006	1320	4TH ST	Trash Service	1	\$ 34.73	\$ 416.76
CITY OF COACHELLA	778-057-007	1306	4TH ST	Trash Service	1	\$ 34.73	\$ 416.76
CITY OF COACHELLA	778-057-008	797	PALM AVE	Trash Service	1	\$ 34.73	\$ 416.76
CITY OF COACHELLA	778-057-009	1377	5TH ST	Trash Service	1	\$ 34.73	\$ 416.76
CITY OF COACHELLA	778-057-009	1377	5TH ST	Additional Trash	1	\$ 9.72	\$ 116.64
CITY OF COACHELLA	778-057-010	1365	5TH ST	Trash Service	3	\$ 104.19	\$ 1,250.28
CITY OF COACHELLA	778-057-011	1357	5TH ST	Trash Service	1	\$ 34.73	\$ 416.76
CITY OF COACHELLA	778-057-012	1335	5TH ST	Trash Service	1	\$ 34.73	\$ 416.76
CITY OF COACHELLA	778-057-013	1325	5TH ST	Trash Service	4	\$ 138.92	\$ 1,667.04
CITY OF COACHELLA	778-057-014	1307	5TH ST	Trash Service	2	\$ 69.46	\$ 833.52
CITY OF COACHELLA	778-060-003	1658	4TH ST	Trash Service	1	\$ 34.73	\$ 416.76
CITY OF COACHELLA	778-060-004	1646	4TH ST	Trash Service	1	\$ 34.73	\$ 416.76
CITY OF COACHELLA	778-060-005	772	VINE AVE	Trash Service	4	\$ 138.92	\$ 1,667.04
CITY OF COACHELLA	778-060-005	772	VINE AVE	Additional Trash	1	\$ 9.72	\$ 116.64
CITY OF COACHELLA	778-060-006	752	VINE AVE	Trash Service	1	\$ 34.73	\$ 416.76
CITY OF COACHELLA	778-060-009	1659	5TH ST	Trash Service	1	\$ 34.73	\$ 416.76
CITY OF COACHELLA	778-060-009	1659	5TH ST	Additional Recycle	1	\$ 9.72	\$ 116.64
CITY OF COACHELLA	778-061-005	810	VINE AVE	Trash Service	2	\$ 69.46	\$ 833.52
CITY OF COACHELLA	778-061-005	1626	5TH ST	Trash Service	1	\$ 34.73	\$ 416.76
CITY OF COACHELLA	778-070-002	1280	3RD ST	Trash Service	3	\$ 104.19	\$ 1,250.28
CITY OF COACHELLA	778-070-004	1271	4TH ST	Trash Service	3	\$ 104.19	\$ 1,250.28
CITY OF COACHELLA	778-070-005	1265	4TH ST A & B	Trash Service	2	\$ 69.46	\$ 833.52

### City of Coachella proposed 2024-25 Tax File

Customer Name	Parcel #	Address	Street	Service Level	Units	Total Monthly Rate	Total Annual Rate
CITY OF COACHELLA	778-070-005	1265	4TH ST A & B	Additional Trash	1	\$ 9.72	\$ 116.64
CITY OF COACHELLA	778-070-005	1265	4TH ST A & B	Additional Recycle	1	\$ 9.72	\$ 116.64
CITY OF COACHELLA	778-070-005	1265	4TH ST	Trash Service	2	\$ 69.46	\$ 833.52
CITY OF COACHELLA	778-070-005	1265	4TH ST	Additional Trash	1	\$ 9.72	\$ 116.64
CITY OF COACHELLA	778-070-005	1265	4TH ST	Additional Recycle	1	\$ 9.72	\$ 116.64
CITY OF COACHELLA	778-070-006	1257	4TH ST	Trash Service	1	\$ 34.73	\$ 416.76
CITY OF COACHELLA	778-070-007	1243	4TH ST	Trash Service	2	\$ 69.46	\$ 833.52
CITY OF COACHELLA	778-070-008	1205	4TH ST	Trash Service	1	\$ 34.73	\$ 416.76
CITY OF COACHELLA	778-070-008	1205	4TH ST	Additional Trash	1	\$ 9.72	\$ 116.64
CITY OF COACHELLA	778-071-001	1292	4TH ST	Trash Service	1	\$ 34.73	\$ 416.76
CITY OF COACHELLA	778-071-001	1292	4TH ST	Additional Trash	1	\$ 9.72	\$ 116.64
CITY OF COACHELLA	778-071-002	1278	4TH ST	Trash Service	1	\$ 34.73	\$ 416.76
CITY OF COACHELLA	778-071-003	1264	4TH ST	Trash Service	1	\$ 34.73	\$ 416.76
CITY OF COACHELLA	778-071-004	1250	4TH ST	Trash Service	1	\$ 34.73	\$ 416.76
CITY OF COACHELLA	778-071-006	1308	5TH ST	Trash Service	1	\$ 34.73	\$ 416.76
CITY OF COACHELLA	778-071-006	1308	5TH ST	Additional Trash	1	\$ 9.72	\$ 116.64
CITY OF COACHELLA	778-071-007	1295	6TH ST	Trash Service	2	\$ 69.46	\$ 833.52
CITY OF COACHELLA	778-080-001	1240	4TH ST	Trash Service	2	\$ 69.46	\$ 833.52
CITY OF COACHELLA	778-080-001	1240	4TH ST	Additional Trash	1	\$ 9.72	\$ 116.64
CITY OF COACHELLA	778-080-002	1236	4TH ST	Trash Service	1	\$ 34.73	\$ 416.76
CITY OF COACHELLA	778-080-002	1236	4TH ST	Additional Trash	1	\$ 9.72	\$ 116.64
CITY OF COACHELLA	778-080-003	1260	4TH ST	Trash Service	3	\$ 104.19	\$ 1,250.28
CITY OF COACHELLA	778-080-003	1260	4TH ST	Additional Trash	3	\$ 29.16	\$ 349.92
CITY OF COACHELLA	778-080-004	1160	4TH ST	Trash Service	4	\$ 138.92	\$ 1,667.04
CITY OF COACHELLA	778-081-004	1125	TRIPOLI WAY	Trash Service	1	\$ 34.73	\$ 416.76
CITY OF COACHELLA	778-081-004	1125	TRIPOLI WAY	Additional Trash	1	\$ 9.72	\$ 116.64
CITY OF COACHELLA	778-081-005	85091	BAGDAD AVE 4 UNITS	Trash Service	4	\$ 138.92	\$ 1,667.04
CITY OF COACHELLA	778-090-001	809	ORCHARD AVE	Trash Service	1	\$ 34.73	\$ 416.76
CITY OF COACHELLA	778-090-003	1460	5TH ST	Trash Service	1	\$ 34.73	\$ 416.76
CITY OF COACHELLA	778-090-003	1460	5TH ST	Additional Trash	1	\$ 9.72	\$ 116.64
CITY OF COACHELLA	778-090-004	1442	5TH ST	Trash Service	2	\$ 69.46	\$ 833.52
CITY OF COACHELLA	778-090-004	1442	5TH ST	Additional Trash	1	\$ 9.72	\$ 116.64
CITY OF COACHELLA	778-090-005	1432	5TH ST	Trash Service	1	\$ 34.73	\$ 416.76



### City of Coachella proposed 2024-25 Tax File

Customer Name	Parcel #	Address	Street	Service Level	Units	Total Monthly Rate	Total Annual Rate
CITY OF COACHELLA	778-090-008	1441	6TH ST	Trash Service	1	\$ 34.73	\$ 416.76
CITY OF COACHELLA	778-090-008	1441	6TH ST	Yard Service	1	\$ 11.50	\$ 138.00
CITY OF COACHELLA	778-090-009	1457	6TH ST	Trash Service	1	\$ 34.73	\$ 416.76
CITY OF COACHELLA	778-090-009	1457	6TH ST	Yard Service	1	\$ 11.50	\$ 138.00
CITY OF COACHELLA	778-091-002	831	PALM AVE	Trash Service	1	\$ 34.73	\$ 416.76
CITY OF COACHELLA	778-091-006	1322	5TH ST	Trash Service	1	\$ 34.73	\$ 416.76
CITY OF COACHELLA	778-091-007	1307	6TH ST	Trash Service	1	\$ 34.73	\$ 416.76
CITY OF COACHELLA	778-091-007	1307	6TH ST	Additional Trash	1	\$ 9.72	\$ 116.64
CITY OF COACHELLA	778-091-008	1321	6TH ST	Trash Service	1	\$ 34.73	\$ 416.76
CITY OF COACHELLA	778-091-008	1321	6TH ST	Additional Trash	1	\$ 9.72	\$ 116.64
CITY OF COACHELLA	778-092-001	1494	6TH ST	Trash Service	1	\$ 34.73	\$ 416.76
CITY OF COACHELLA	778-093-002	1350	6TH ST	Trash Service	1	\$ 34.73	\$ 416.76
CITY OF COACHELLA	778-093-003	1336	6TH ST	Trash Service	1	\$ 34.73	\$ 416.76
CITY OF COACHELLA	778-093-003	1336	6TH ST	Additional Trash	1	\$ 9.72	\$ 116.64
CITY OF COACHELLA	778-093-004	1322	6TH ST	Trash Service	1	\$ 34.73	\$ 416.76
CITY OF COACHELLA	778-093-006	1395	7TH ST	Trash Service	1	\$ 34.73	\$ 416.76
CITY OF COACHELLA	778-093-006	1395	7TH ST	Additional Trash	1	\$ 9.72	\$ 116.64
CITY OF COACHELLA	778-093-007	1379	7TH ST	Trash Service	1	\$ 34.73	\$ 416.76
CITY OF COACHELLA	778-093-009	1333	7TH ST	Trash Service	1	\$ 34.73	\$ 416.76
CITY OF COACHELLA	778-093-009	1333	7TH ST	Additional Recycle	1	\$ 9.72	\$ 116.64
CITY OF COACHELLA	778-094-001	1491	9TH ST	Trash Service	1	\$ 34.73	\$ 416.76
CITY OF COACHELLA	778-094-003	1463	9TH ST	Trash Service	1	\$ 34.73	\$ 416.76
CITY OF COACHELLA	778-094-004	1451	9TH ST	Trash Service	1	\$ 34.73	\$ 416.76
CITY OF COACHELLA	778-094-004	1451	9TH ST	Additional Trash	1	\$ 9.72	\$ 116.64
CITY OF COACHELLA	778-094-005	1445	9TH ST	Trash Service	1	\$ 34.73	\$ 416.76
CITY OF COACHELLA	778-094-005	1445	9TH ST	Additional Trash	1	\$ 9.72	\$ 116.64
CITY OF COACHELLA	778-094-006	1433	9TH ST	Trash Service	1	\$ 34.73	\$ 416.76
CITY OF COACHELLA	778-094-007	1419	9TH ST	Trash Service	1	\$ 34.73	\$ 416.76
CITY OF COACHELLA	778-094-007	1419	9TH ST	Additional Trash	1	\$ 9.72	\$ 116.64
CITY OF COACHELLA	778-100-009	1609	7TH ST	Trash Service	1	\$ 34.73	\$ 416.76
CITY OF COACHELLA	778-101-003	1628	7TH ST	Trash Service	1	\$ 34.73	\$ 416.76
CITY OF COACHELLA	778-101-003	1628	7TH ST	Additional Trash	1	\$ 9.72	\$ 116.64
CITY OF COACHELLA	778-101-004	1604	7TH ST	Trash Service	2	\$ 69.46	\$ 833.52

### City of Coachella proposed 2024-25 Tax File

Customer Name	Parcel #	Address	Street	Service Level	Units	Total Monthly Rate	Total Annual Rate
CITY OF COACHELLA	778-101-004	1604	7TH ST	Additional Trash	2	\$ 19.44	\$ 233.28
CITY OF COACHELLA	778-101-005	1064	VINE AVE	Trash Service	2	\$ 69.46	\$ 833.52
CITY OF COACHELLA	778-101-006	1635	8TH ST	Trash Service	1	\$ 34.73	\$ 416.76
CITY OF COACHELLA	778-101-007	1609	8TH ST	Trash Service	1	\$ 34.73	\$ 416.76
CITY OF COACHELLA	778-102-001	1121	GRAPEFRUIT BLVD	Trash Service	1	\$ 34.73	\$ 416.76
CITY OF COACHELLA	778-102-001	1121	GRAPEFRUIT BLVD	Additional Recycle	1	\$ 9.72	\$ 116.64
CITY OF COACHELLA	778-102-001	1121	GRAPEFRUIT BLVD	Additional Trash	1	\$ 9.72	\$ 116.64
CITY OF COACHELLA	778-102-004	1632	8TH ST	Trash Service	1	\$ 34.73	\$ 416.76
CITY OF COACHELLA	778-102-004	1632	8TH ST	Additional Trash	1	\$ 9.72	\$ 116.64
CITY OF COACHELLA	778-102-005	1620	8TH ST	Trash Service	1	\$ 34.73	\$ 416.76
CITY OF COACHELLA	778-102-005	1620	8TH ST	Additional Trash	1	\$ 9.72	\$ 116.64
CITY OF COACHELLA	778-102-005	1620	8TH ST	Additional Organics	1	\$ 9.72	\$ 116.64
CITY OF COACHELLA	778-102-006	1602	8TH ST	Trash Service	1	\$ 34.73	\$ 416.76
CITY OF COACHELLA	778-102-006	1602	8TH ST	Additional Trash	1	\$ 9.72	\$ 116.64
CITY OF COACHELLA	778-103-003	1562	6TH ST	Trash Service	1	\$ 34.73	\$ 416.76
CITY OF COACHELLA	778-104-001	1592	7TH ST	Trash Service	1	\$ 34.73	\$ 416.76
CITY OF COACHELLA	778-104-002	1043	VINE AVE	Trash Service	1	\$ 34.73	\$ 416.76
CITY OF COACHELLA	778-104-005	1062	ORCHARD AVE	Trash Service	1	\$ 34.73	\$ 416.76
CITY OF COACHELLA	778-104-006	1076	ORCHARD AVE	Trash Service	1	\$ 34.73	\$ 416.76
CITY OF COACHELLA	778-104-007	1575	8TH ST	Trash Service	1	\$ 34.73	\$ 416.76
CITY OF COACHELLA	778-104-008	1551	8TH ST	Trash Service	1	\$ 34.73	\$ 416.76
CITY OF COACHELLA	778-104-009	1061	VINE AVE	Trash Service	1	\$ 34.73	\$ 416.76
CITY OF COACHELLA	778-104-010	1067	VINE AVE	Trash Service	1	\$ 34.73	\$ 416.76
CITY OF COACHELLA	778-104-010	1067	VINE AVE	Additional Trash	1	\$ 9.72	\$ 116.64
CITY OF COACHELLA	778-105-001	1105	VINE AVE	Trash Service	1	\$ 34.73	\$ 416.76
CITY OF COACHELLA	778-105-001	1105	VINE AVE	Additional Trash	1	\$ 9.72	\$ 116.64
CITY OF COACHELLA	778-105-002	1552	8TH ST	Trash Service	1	\$ 34.73	\$ 416.76
CITY OF COACHELLA	778-105-002	1576	8TH ST	Trash Service	1	\$ 34.73	\$ 416.76
CITY OF COACHELLA	778-105-003	1564	8TH ST	Trash Service	1	\$ 34.73	\$ 416.76
CITY OF COACHELLA	778-105-003	1564	8TH ST	Additional Trash	1	\$ 9.72	\$ 116.64
CITY OF COACHELLA	778-105-004	1540	8TH ST	Trash Service	1	\$ 34.73	\$ 416.76
CITY OF COACHELLA	778-105-004	1540	8TH ST	Additional Trash	1	\$ 9.72	\$ 116.64
CITY OF COACHELLA	778-105-005	1528	8TH ST	Trash Service	1	\$ 34.73	\$ 416.76

### City of Coachella proposed 2024-25 Tax File

Customer Name	Parcel #	Address	Street	Service Level	Units	Total Monthly Rate	Total Annual Rate
CITY OF COACHELLA	778-105-006	1516	8TH ST	Trash Service	1	\$ 34.73	\$ 416.76
CITY OF COACHELLA	778-105-007	1595	9TH ST	Trash Service	2	\$ 69.46	\$ 833.52
CITY OF COACHELLA	778-105-008	1597	9TH ST	Trash Service	2	\$ 69.46	\$ 833.52
CITY OF COACHELLA	778-105-009	1585	9TH ST	Trash Service	1	\$ 34.73	\$ 416.76
CITY OF COACHELLA	778-105-009	1585	9TH ST	Additional Trash	1	\$ 9.72	\$ 116.64
CITY OF COACHELLA	778-105-010	1571	9TH ST	Trash Service	1	\$ 34.73	\$ 416.76
CITY OF COACHELLA	778-105-010	1571	9TH ST	Additional Trash	1	\$ 9.72	\$ 116.64
CITY OF COACHELLA	778-105-011	1553	9TH ST	Trash Service	1	\$ 34.73	\$ 416.76
CITY OF COACHELLA	778-105-011	1553	9TH ST	Additional Trash	1	\$ 9.72	\$ 116.64
CITY OF COACHELLA	778-110-005	1309	7TH ST	Trash Service	1	\$ 34.73	\$ 416.76
CITY OF COACHELLA	778-110-005	1309	7TH ST	Additional Trash	1	\$ 9.72	\$ 116.64
CITY OF COACHELLA	778-110-006	1273	7TH ST	Trash Service	1	\$ 34.73	\$ 416.76
CITY OF COACHELLA	778-110-006	1273	7TH ST	Additional Trash	1	\$ 9.72	\$ 116.64
CITY OF COACHELLA	778-110-007	1251	7TH ST	Trash Service	1	\$ 34.73	\$ 416.76
CITY OF COACHELLA	778-110-008	1233	7TH ST	Trash Service	1	\$ 34.73	\$ 416.76
CITY OF COACHELLA	778-110-008	1233	7TH ST	Additional Organics	1	\$ 9.72	\$ 116.64
CITY OF COACHELLA	778-110-009	982	DATE AVE	Trash Service	1	\$ 34.73	\$ 416.76
CITY OF COACHELLA	778-110-009	1213	7TH ST	Trash Service	1	\$ 34.73	\$ 416.76
CITY OF COACHELLA	778-111-001	1296	7TH ST	Trash Service	1	\$ 34.73	\$ 416.76
CITY OF COACHELLA	778-111-001	1296	7TH ST	Additional Trash	1	\$ 9.72	\$ 116.64
CITY OF COACHELLA	778-111-002	1284	7TH ST	Trash Service	1	\$ 34.73	\$ 416.76
CITY OF COACHELLA	778-111-002	1284	7TH ST	Additional Trash	1	\$ 9.72	\$ 116.64
CITY OF COACHELLA	778-111-003	1260	7TH ST	Trash Service	1	\$ 34.73	\$ 416.76
CITY OF COACHELLA	778-111-004	1254	7TH ST	Trash Service	3	\$ 104.19	\$ 1,250.28
CITY OF COACHELLA	778-111-005	1236	7TH ST	Trash Service	1	\$ 34.73	\$ 416.76
CITY OF COACHELLA	778-111-005	1236	7TH ST	Additional Trash	1	\$ 9.72	\$ 116.64
CITY OF COACHELLA	778-111-006	1212	7TH ST	Trash Service	3	\$ 104.19	\$ 1,250.28
CITY OF COACHELLA	778-111-006	1212	7TH ST	Additional Trash	1	\$ 9.72	\$ 116.64
CITY OF COACHELLA	778-111-007	1090	PENDLETON WAY	Trash Service	1	\$ 34.73	\$ 416.76
CITY OF COACHELLA	778-111-007	1090	PENDLETON WAY	Additional Trash	1	\$ 9.72	\$ 116.64
CITY OF COACHELLA	778-111-008	1285	8TH ST	Trash Service	1	\$ 34.73	\$ 416.76
CITY OF COACHELLA	778-111-009	1269	8TH ST	Trash Service	1	\$ 34.73	\$ 416.76
CITY OF COACHELLA	778-111-009	1269	8TH ST	Additional Trash	1	\$ 9.72	\$ 116.64

### City of Coachella proposed 2024-25 Tax File

Customer Name	Parcel #	Address	Street	Service Level	Units	Total Monthly Rate	Total Annual Rate
CITY OF COACHELLA	778-111-010	1241	8TH ST	Trash Service	1	\$ 34.73	\$ 416.76
CITY OF COACHELLA	778-111-011	1237	8TH ST	Trash Service	1	\$ 34.73	\$ 416.76
CITY OF COACHELLA	778-111-012	1072	DATE AVE	Trash Service	1	\$ 34.73	\$ 416.76
CITY OF COACHELLA	778-111-013	1233	8TH ST	Trash Service	1	\$ 34.73	\$ 416.76
CITY OF COACHELLA	778-111-013	1235	8TH ST	Trash Service	1	\$ 34.73	\$ 416.76
CITY OF COACHELLA	778-112-001	1105	PENDLETON WAY	Trash Service	1	\$ 34.73	\$ 416.76
CITY OF COACHELLA	778-112-002	1282	8TH ST	Trash Service	1	\$ 34.73	\$ 416.76
CITY OF COACHELLA	778-112-002	1282	8TH ST	Additional Trash	1	\$ 9.72	\$ 116.64
CITY OF COACHELLA	778-112-003	1268	8TH ST	Trash Service	1	\$ 34.73	\$ 416.76
CITY OF COACHELLA	778-112-003	1268	8TH ST	Additional Trash	1	\$ 9.72	\$ 116.64
CITY OF COACHELLA	778-112-004	1250	8TH ST	Trash Service	1	\$ 34.73	\$ 416.76
CITY OF COACHELLA	778-112-005	1222	8TH ST	Trash Service	1	\$ 34.73	\$ 416.76
CITY OF COACHELLA	778-112-006	1214	8TH ST	Trash Service	1	\$ 34.73	\$ 416.76
CITY OF COACHELLA	778-112-007	1120	DATE AVE	Trash Service	1	\$ 34.73	\$ 416.76
CITY OF COACHELLA	778-112-008	85157	BAGDAD AVE 159-161	Trash Service	3	\$ 104.19	\$ 1,250.28
CITY OF COACHELLA	778-112-009	1295	PENDLETON WAY	Trash Service	1	\$ 34.73	\$ 416.76
CITY OF COACHELLA	778-112-009	1307	PENDLETON WAY	Trash Service	1	\$ 34.73	\$ 416.76
CITY OF COACHELLA	778-112-009	1307	PENDLETON WAY	Additional Trash	1	\$ 9.72	\$ 116.64
CITY OF COACHELLA	778-112-009	1305	PENDLETON WAY	Trash Service	1	\$ 34.73	\$ 416.76
CITY OF COACHELLA	778-112-009	1305	PENDLETON WAY	Additional Trash	1	\$ 9.72	\$ 116.64
CITY OF COACHELLA	778-112-010	1283	9TH ST	Trash Service	1	\$ 34.73	\$ 416.76
CITY OF COACHELLA	778-112-010	1283	9TH ST	Additional Trash	1	\$ 9.72	\$ 116.64
CITY OF COACHELLA	778-112-011	1267	9TH ST	Trash Service	4	\$ 138.92	\$ 1,667.04
CITY OF COACHELLA	778-112-012	1253	9TH ST	Trash Service	7	\$ 243.11	\$ 2,917.32
CITY OF COACHELLA	778-112-013	85187	BAGDAD AVE 83/91/9	Trash Service	4	\$ 138.92	\$ 1,667.04
CITY OF COACHELLA	778-113-003	995	DATE AVE	Trash Service	2	\$ 69.46	\$ 833.52
CITY OF COACHELLA	778-113-004	1175	7TH ST	Trash Service	1	\$ 34.73	\$ 416.76
CITY OF COACHELLA	778-113-005	1171	7TH ST	Trash Service	1	\$ 34.73	\$ 416.76
CITY OF COACHELLA	778-113-006	1165	7TH ST	Trash Service	1	\$ 34.73	\$ 416.76
CITY OF COACHELLA	778-113-007	1022	TRIPOLI WAY	Trash Service	1	\$ 34.73	\$ 416.76
CITY OF COACHELLA	778-113-007	1022	TRIPOLI WAY	Additional Recycle	1	\$ 9.72	\$ 116.64
CITY OF COACHELLA	778-114-001	1043	DATE AVE	Trash Service	2	\$ 69.46	\$ 833.52
CITY OF COACHELLA	778-114-001	1043	DATE AVE	Additional Trash	1	\$ 9.72	\$ 116.64

### City of Coachella proposed 2024-25 Tax File

Customer Name	Parcel #	Address	Street	Service Level	Units	Total Monthly Rate	Total Annual Rate
CITY OF COACHELLA	778-114-002	1176	7TH ST	Trash Service	1	\$ 34.73	\$ 416.76
CITY OF COACHELLA	778-114-003	1158	7TH ST	Trash Service	1	\$ 34.73	\$ 416.76
CITY OF COACHELLA	778-114-004	1142	7TH ST	Trash Service	1	\$ 34.73	\$ 416.76
CITY OF COACHELLA	778-114-005	1124	7TH ST	Trash Service	1	\$ 34.73	\$ 416.76
CITY OF COACHELLA	778-114-006	1040	TRIPOLI WAY	Trash Service	1	\$ 34.73	\$ 416.76
CITY OF COACHELLA	778-114-006	1040	TRIPOLI WAY	Additional Trash	1	\$ 9.72	\$ 116.64
CITY OF COACHELLA	778-114-007	1059	DATE AVE	Trash Service	1	\$ 34.73	\$ 416.76
CITY OF COACHELLA	778-114-007	1059	DATE AVE	Additional Trash	1	\$ 9.72	\$ 116.64
CITY OF COACHELLA	778-114-008	1075	DATE AVE	Trash Service	1	\$ 34.73	\$ 416.76
CITY OF COACHELLA	778-114-008	1075	DATE AVE	Additional Trash	1	\$ 9.72	\$ 116.64
CITY OF COACHELLA	778-114-009	1091	DATE AVE	Trash Service	1	\$ 34.73	\$ 416.76
CITY OF COACHELLA	778-114-010	1115	DATE AVE	Trash Service	1	\$ 34.73	\$ 416.76
CITY OF COACHELLA	778-114-011	1125	DATE AVE	Trash Service	1	\$ 34.73	\$ 416.76
CITY OF COACHELLA	778-114-012	85164	BAGDAD AVE	Trash Service	1	\$ 34.73	\$ 416.76
CITY OF COACHELLA	778-114-013	85140	BAGDAD AVE	Trash Service	3	\$ 104.19	\$ 1,250.28
CITY OF COACHELLA	778-114-014	1076	TRIPOLI WAY	Trash Service	1	\$ 34.73	\$ 416.76
CITY OF COACHELLA	778-114-015	1058	TRIPOLI WAY	Trash Service	1	\$ 34.73	\$ 416.76
CITY OF COACHELLA	778-114-015	1058	TRIPOLI WAY	Additional Trash	1	\$ 9.72	\$ 116.64
CITY OF COACHELLA	778-130-002	51596	HARRISON ST	Trash Service	1	\$ 34.73	\$ 416.76
CITY OF COACHELLA	778-130-004	85051	DAMASCUS AVE	Trash Service	1	\$ 34.73	\$ 416.76
CITY OF COACHELLA	778-130-005	85061	DAMASCUS AVE	Trash Service	1	\$ 34.73	\$ 416.76
CITY OF COACHELLA	778-130-005	85061	DAMASCUS AVE	Additional Trash	1	\$ 9.72	\$ 116.64
CITY OF COACHELLA	778-130-005	85063	DAMASCUS AVE	Trash Service	1	\$ 34.73	\$ 416.76
CITY OF COACHELLA	778-130-006	85071	DAMASCUS AVE	Trash Service	1	\$ 34.73	\$ 416.76
CITY OF COACHELLA	778-130-007	85081	DAMASCUS AVE	Trash Service	1	\$ 34.73	\$ 416.76
CITY OF COACHELLA	778-130-007	85081	DAMASCUS AVE	Additional Trash	1	\$ 9.72	\$ 116.64
CITY OF COACHELLA	778-130-008	85091	DAMASCUS AVE	Trash Service	1	\$ 34.73	\$ 416.76
CITY OF COACHELLA	778-130-009	85101	DAMASCUS AVE	Trash Service	1	\$ 34.73	\$ 416.76
CITY OF COACHELLA	778-130-009	85101	DAMASCUS AVE	Additional Trash	1	\$ 9.72	\$ 116.64
CITY OF COACHELLA	778-130-010	51595	TRIPOLI WAY	Trash Service	1	\$ 34.73	\$ 416.76
CITY OF COACHELLA	778-130-011	51541	TRIPOLI WAY	Trash Service	1	\$ 34.73	\$ 416.76
CITY OF COACHELLA	778-130-011	51541	TRIPOLI WAY	Additional Trash	1	\$ 9.72	\$ 116.64
CITY OF COACHELLA	778-130-011	51541	TRIPOLI WAY	Additional Organics	1	\$ 9.72	\$ 116.64

### City of Coachella proposed 2024-25 Tax File

Customer Name	Parcel #	Address	Street	Service Level	Units	Total Monthly Rate	Total Annual Rate
CITY OF COACHELLA	778-130-013	85086	BAGDAD AVE	Trash Service	1	\$ 34.73	\$ 416.76
CITY OF COACHELLA	778-130-013	85086	BAGDAD AVE	Additional Trash	1	\$ 9.72	\$ 116.64
CITY OF COACHELLA	778-130-013	85086	BAGDAD AVE	Additional Organics	2	\$ 19.44	\$ 233.28
CITY OF COACHELLA	778-130-014	85050	BAGDAD AVE	Trash Service	1	\$ 34.73	\$ 416.76
CITY OF COACHELLA	778-130-014	85050	BAGDAD AVE	Additional Trash	2	\$ 19.44	\$ 233.28
CITY OF COACHELLA	778-131-006	85041	CAIRO AVE	Trash Service	1	\$ 34.73	\$ 416.76
CITY OF COACHELLA	778-131-007	85051	CAIRO AVE	Trash Service	1	\$ 34.73	\$ 416.76
CITY OF COACHELLA	778-131-008	85061	CAIRO AVE	Trash Service	1	\$ 34.73	\$ 416.76
CITY OF COACHELLA	778-131-008	85061	CAIRO AVE	Additional Trash	1	\$ 9.72	\$ 116.64
CITY OF COACHELLA	778-131-009	85071	CAIRO AVE	Trash Service	1	\$ 34.73	\$ 416.76
CITY OF COACHELLA	778-131-009	85071	CAIRO AVE	Additional Trash	1	\$ 9.72	\$ 116.64
CITY OF COACHELLA	778-131-010	85081	CAIRO AVE	Trash Service	1	\$ 34.73	\$ 416.76
CITY OF COACHELLA	778-131-011	85091	CAIRO AVE	Trash Service	1	\$ 34.73	\$ 416.76
CITY OF COACHELLA	778-131-012	85101	CAIRO AVE	Trash Service	2	\$ 69.46	\$ 833.52
CITY OF COACHELLA	778-131-013	51745	TRIPOLI WAY	Trash Service	1	\$ 34.73	\$ 416.76
CITY OF COACHELLA	778-131-014	51665	TRIPOLI WAY	Trash Service	1	\$ 34.73	\$ 416.76
CITY OF COACHELLA	778-131-015	85100	DAMASCUS AVE	Trash Service	2	\$ 69.46	\$ 833.52
CITY OF COACHELLA	778-131-016	85092	DAMASCUS AVE	Trash Service	1	\$ 34.73	\$ 416.76
CITY OF COACHELLA	778-131-016	85092	DAMASCUS AVE	Additional Recycle	1	\$ 9.72	\$ 116.64
CITY OF COACHELLA	778-131-017	85078	DAMASCUS AVE	Trash Service	1	\$ 34.73	\$ 416.76
CITY OF COACHELLA	778-131-017	85078	DAMASCUS AVE	Additional Organics	1	\$ 9.72	\$ 116.64
CITY OF COACHELLA	778-131-018	85072	DAMASCUS AVE	Trash Service	1	\$ 34.73	\$ 416.76
CITY OF COACHELLA	778-131-018	85072	DAMASCUS AVE	Additional Trash	1	\$ 9.72	\$ 116.64
CITY OF COACHELLA	778-131-019	85062	DAMASCUS AVE	Trash Service	1	\$ 34.73	\$ 416.76
CITY OF COACHELLA	778-131-019	85062	DAMASCUS AVE	Additional Trash	1	\$ 9.72	\$ 116.64
CITY OF COACHELLA	778-131-020	85120	DAMASCUS AVE	Trash Service	2	\$ 69.46	\$ 833.52
CITY OF COACHELLA	778-131-021	85024	DAMASCUS AVE	Trash Service	2	\$ 69.46	\$ 833.52
CITY OF COACHELLA	778-132-001	51526	TRIPOLI WAY	Trash Service	1	\$ 34.73	\$ 416.76
CITY OF COACHELLA	778-132-001	51526	TRIPOLI WAY	Additional Trash	2	\$ 19.44	\$ 233.28
CITY OF COACHELLA	778-132-002	85226	BAGDAD AVE	Trash Service	1	\$ 34.73	\$ 416.76
CITY OF COACHELLA	778-132-002	85226	BAGDAD AVE	Additional Trash	1	\$ 9.72	\$ 116.64
CITY OF COACHELLA	778-132-003	85236	BAGDAD AVE	Trash Service	1	\$ 34.73	\$ 416.76
CITY OF COACHELLA	778-132-004	85246	BAGDAD AVE	Trash Service	1	\$ 34.73	\$ 416.76

### City of Coachella proposed 2024-25 Tax File

Customer Name	Parcel #	Address	Street	Service Level	Units	Total Monthly Rate	Total Annual Rate
CITY OF COACHELLA	778-132-005	85256	BAGDAD AVE	Trash Service	1	\$ 34.73	\$ 416.76
CITY OF COACHELLA	778-132-006	85266	BAGDAD AVE	Trash Service	1	\$ 34.73	\$ 416.76
CITY OF COACHELLA	778-132-006	85266	BAGDAD AVE	Additional Trash	1	\$ 9.72	\$ 116.64
CITY OF COACHELLA	778-132-007	85276	BAGDAD AVE	Trash Service	1	\$ 34.73	\$ 416.76
CITY OF COACHELLA	778-132-007	85276	BAGDAD AVE	Additional Trash	1	\$ 9.72	\$ 116.64
CITY OF COACHELLA	778-132-008	85286	BAGDAD AVE	Trash Service	1	\$ 34.73	\$ 416.76
CITY OF COACHELLA	778-132-009	51525	DATE AVE	Trash Service	1	\$ 34.73	\$ 416.76
CITY OF COACHELLA	778-132-009	51525	DATE AVE	Additional Trash	1	\$ 9.72	\$ 116.64
CITY OF COACHELLA	778-132-010	85215	DAMASCUS AVE	Trash Service	1	\$ 34.73	\$ 416.76
CITY OF COACHELLA	778-132-010	85215	DAMASCUS AVE	Additional Trash	1	\$ 9.72	\$ 116.64
CITY OF COACHELLA	778-132-011	85225	DAMASCUS AVE	Trash Service	1	\$ 34.73	\$ 416.76
CITY OF COACHELLA	778-132-011	85225	DAMASCUS AVE	Additional Trash	1	\$ 9.72	\$ 116.64
CITY OF COACHELLA	778-132-012	85235	DAMASCUS AVE	Trash Service	1	\$ 34.73	\$ 416.76
CITY OF COACHELLA	778-132-012	85235	DAMASCUS AVE	Additional Trash	1	\$ 9.72	\$ 116.64
CITY OF COACHELLA	778-132-012	85235	DAMASCUS AVE	Additional Organics	1	\$ 9.72	\$ 116.64
CITY OF COACHELLA	778-132-013	85245	DAMASCUS AVE	Trash Service	1	\$ 34.73	\$ 416.76
CITY OF COACHELLA	778-132-014	85255	DAMASCUS AVE	Trash Service	1	\$ 34.73	\$ 416.76
CITY OF COACHELLA	778-132-014	85255	DAMASCUS AVE	Additional Trash	1	\$ 9.72	\$ 116.64
CITY OF COACHELLA	778-132-015	85265	DAMASCUS AVE	Trash Service	1	\$ 34.73	\$ 416.76
CITY OF COACHELLA	778-132-016	85275	DAMASCUS AVE	Trash Service	1	\$ 34.73	\$ 416.76
CITY OF COACHELLA	778-132-017	85285	DAMASCUS AVE	Trash Service	1	\$ 34.73	\$ 416.76
CITY OF COACHELLA	778-132-017	85285	DAMASCUS AVE	Additional Trash	2	\$ 19.44	\$ 233.28
CITY OF COACHELLA	778-132-017	85285	DAMASCUS AVE	Additional Recycle	1	\$ 9.72	\$ 116.64
CITY OF COACHELLA	778-132-018	51543	DATE AVE	Trash Service	1	\$ 34.73	\$ 416.76
CITY OF COACHELLA	778-132-018	51543	DATE AVE	Additional Trash	1	\$ 9.72	\$ 116.64
CITY OF COACHELLA	778-133-001	51600	TRIPOLI WAY	Trash Service	1	\$ 34.73	\$ 416.76
CITY OF COACHELLA	778-133-002	85226	DAMASCUS AVE	Trash Service	1	\$ 34.73	\$ 416.76
CITY OF COACHELLA	778-133-003	85236	DAMASCUS AVE	Trash Service	1	\$ 34.73	\$ 416.76
CITY OF COACHELLA	778-133-003	85236	DAMASCUS AVE	Additional Trash	1	\$ 9.72	\$ 116.64
CITY OF COACHELLA	778-133-004	85246	DAMASCUS AVE	Trash Service	1	\$ 34.73	\$ 416.76
CITY OF COACHELLA	778-133-005	85256	DAMASCUS AVE	Trash Service	1	\$ 34.73	\$ 416.76
CITY OF COACHELLA	778-133-005	85256	DAMASCUS AVE	Additional Trash	1	\$ 9.72	\$ 116.64
CITY OF COACHELLA	778-133-006	85266	DAMASCUS AVE	Trash Service	1	\$ 34.73	\$ 416.76



### City of Coachella proposed 2024-25 Tax File

Customer Name	Parcel #	Address	Street	Service Level	Units	Total Monthly Rate	Total Annual Rate
CITY OF COACHELLA	778-133-007	85276	DAMASCUS AVE	Trash Service	1	\$ 34.73	\$ 416.76
CITY OF COACHELLA	778-133-008	85286	DAMASCUS AVE	Trash Service	1	\$ 34.73	\$ 416.76
CITY OF COACHELLA	778-133-008	85286	DAMASCUS AVE	Additional Trash	1	\$ 9.72	\$ 116.64
CITY OF COACHELLA	778-133-009	51561	DATE AVE	Trash Service	1	\$ 34.73	\$ 416.76
CITY OF COACHELLA	778-133-009	51561	DATE AVE	Additional Organics	1	\$ 9.72	\$ 116.64
CITY OF COACHELLA	778-133-010	85215	MEDINA ST	Trash Service	1	\$ 34.73	\$ 416.76
CITY OF COACHELLA	778-133-010	85215	MEDINA ST	Additional Trash	1	\$ 9.72	\$ 116.64
CITY OF COACHELLA	778-133-011	85225	MEDINA ST	Trash Service	1	\$ 34.73	\$ 416.76
CITY OF COACHELLA	778-133-012	85235	MEDINA ST	Trash Service	1	\$ 34.73	\$ 416.76
CITY OF COACHELLA	778-133-012	85235	MEDINA ST	Additional Recycle	1	\$ 9.72	\$ 116.64
CITY OF COACHELLA	778-133-012	85235	MEDINA ST	Additional Trash	1	\$ 9.72	\$ 116.64
CITY OF COACHELLA	778-133-013	85245	MEDINA ST	Trash Service	1	\$ 34.73	\$ 416.76
CITY OF COACHELLA	778-133-013	85245	MEDINA ST	Additional Trash	1	\$ 9.72	\$ 116.64
CITY OF COACHELLA	778-133-014	85255	MEDINA ST	Trash Service	1	\$ 34.73	\$ 416.76
CITY OF COACHELLA	778-133-015	85265	MEDINA ST	Trash Service	1	\$ 34.73	\$ 416.76
CITY OF COACHELLA	778-133-017	85285	MEDINA ST	Trash Service	1	\$ 34.73	\$ 416.76
CITY OF COACHELLA	778-133-017	85285	MEDINA ST	Additional Trash	1	\$ 9.72	\$ 116.64
CITY OF COACHELLA	778-133-018	51579	DATE AVE	Trash Service	1	\$ 34.73	\$ 416.76
CITY OF COACHELLA	778-133-018	51579	DATE AVE	Additional Trash	1	\$ 9.72	\$ 116.64
CITY OF COACHELLA	778-134-001	85216	MEDINA ST	Trash Service	1	\$ 34.73	\$ 416.76
CITY OF COACHELLA	778-134-002	85226	MEDINA ST	Trash Service	1	\$ 34.73	\$ 416.76
CITY OF COACHELLA	778-134-002	85226	MEDINA ST	Additional Trash	1	\$ 9.72	\$ 116.64
CITY OF COACHELLA	778-134-003	85236	MEDINA ST	Trash Service	1	\$ 34.73	\$ 416.76
CITY OF COACHELLA	778-134-003	85236	MEDINA ST	Additional Trash	1	\$ 9.72	\$ 116.64
CITY OF COACHELLA	778-134-004	85246	MEDINA ST	Trash Service	1	\$ 34.73	\$ 416.76
CITY OF COACHELLA	778-134-004	85246	MEDINA ST	Additional Trash	1	\$ 9.72	\$ 116.64
CITY OF COACHELLA	778-134-004	85246	MEDINA ST	Additional Recycle	1	\$ 9.72	\$ 116.64
CITY OF COACHELLA	778-134-005	85256	MEDINA ST	Trash Service	1	\$ 34.73	\$ 416.76
CITY OF COACHELLA	778-134-006	85266	MEDINA ST	Trash Service	1	\$ 34.73	\$ 416.76
CITY OF COACHELLA	778-134-007	85276	MEDINA ST	Trash Service	1	\$ 34.73	\$ 416.76
CITY OF COACHELLA	778-134-008	85286	MEDINA ST	Trash Service	1	\$ 34.73	\$ 416.76
CITY OF COACHELLA	778-134-009	85296	MEDINA ST	Trash Service	1	\$ 34.73	\$ 416.76
CITY OF COACHELLA	778-150-011	51865	TRIPOLI WAY	Trash Service	1	\$ 34.73	\$ 416.76

### City of Coachella proposed 2024-25 Tax File

Customer Name	Parcel #	Address	Street	Service Level	Units	Total Monthly Rate	Total Annual Rate
CITY OF COACHELLA	778-150-012	51875	TRIPOLI WAY	Trash Service	1	\$ 34.73	\$ 416.76
CITY OF COACHELLA	778-151-001	85215	CAIRO AVE	Trash Service	1	\$ 34.73	\$ 416.76
CITY OF COACHELLA	778-151-002	85225	CAIRO AVE	Trash Service	1	\$ 34.73	\$ 416.76
CITY OF COACHELLA	778-151-003	85235	CAIRO AVE	Trash Service	1	\$ 34.73	\$ 416.76
CITY OF COACHELLA	778-151-004	85245	CAIRO AVE	Trash Service	1	\$ 34.73	\$ 416.76
CITY OF COACHELLA	778-151-004	85245	CAIRO AVE	Additional Trash	1	\$ 9.72	\$ 116.64
CITY OF COACHELLA	778-151-004	85245	CAIRO AVE	Additional Recycle	1	\$ 9.72	\$ 116.64
CITY OF COACHELLA	778-151-005	85255	CAIRO AVE	Trash Service	1	\$ 34.73	\$ 416.76
CITY OF COACHELLA	778-151-006	85265	CAIRO AVE	Trash Service	1	\$ 34.73	\$ 416.76
CITY OF COACHELLA	778-151-007	85275	CAIRO AVE	Trash Service	1	\$ 34.73	\$ 416.76
CITY OF COACHELLA	778-151-008	85285	CAIRO AVE	Trash Service	1	\$ 34.73	\$ 416.76
CITY OF COACHELLA	778-151-008	85285	CAIRO AVE	Additional Trash	1	\$ 9.72	\$ 116.64
CITY OF COACHELLA	778-151-008	85285	CAIRO AVE	Additional Recycle	1	\$ 9.72	\$ 116.64
CITY OF COACHELLA	778-151-009	85295	CAIRO AVE	Trash Service	1	\$ 34.73	\$ 416.76
CITY OF COACHELLA	778-151-009	85295	CAIRO AVE	Additional Trash	1	\$ 9.72	\$ 116.64
CITY OF COACHELLA	778-152-001	85216	CAIRO AVE	Trash Service	1	\$ 34.73	\$ 416.76
CITY OF COACHELLA	778-152-001	85216	CAIRO AVE	Additional Trash	1	\$ 9.72	\$ 116.64
CITY OF COACHELLA	778-152-002	85226	CAIRO AVE	Trash Service	1	\$ 34.73	\$ 416.76
CITY OF COACHELLA	778-152-002	85226	CAIRO AVE	Additional Trash	1	\$ 9.72	\$ 116.64
CITY OF COACHELLA	778-152-003	85236	CAIRO AVE	Trash Service	1	\$ 34.73	\$ 416.76
CITY OF COACHELLA	778-152-003	85236	CAIRO AVE	Additional Trash	1	\$ 9.72	\$ 116.64
CITY OF COACHELLA	778-152-004	85246	CAIRO AVE	Trash Service	1	\$ 34.73	\$ 416.76
CITY OF COACHELLA	778-152-005	85256	CAIRO AVE	Trash Service	1	\$ 34.73	\$ 416.76
CITY OF COACHELLA	778-152-005	85256	CAIRO AVE	Additional Trash	1	\$ 9.72	\$ 116.64
CITY OF COACHELLA	778-152-006	85266	CAIRO AVE	Trash Service	1	\$ 34.73	\$ 416.76
CITY OF COACHELLA	778-152-006	85266	CAIRO AVE	Additional Trash	1	\$ 9.72	\$ 116.64
CITY OF COACHELLA	778-152-007	85276	CAIRO AVE	Trash Service	1	\$ 34.73	\$ 416.76
CITY OF COACHELLA	778-152-008	85286	CAIRO AVE	Trash Service	1	\$ 34.73	\$ 416.76
CITY OF COACHELLA	778-152-009	85296	CAIRO AVE	Trash Service	1	\$ 34.73	\$ 416.76
CITY OF COACHELLA	778-152-009	85296	CAIRO AVE	Additional Trash	1	\$ 9.72	\$ 116.64
CITY OF COACHELLA	778-152-010	85215	ARABY AVE	Trash Service	1	\$ 34.73	\$ 416.76
CITY OF COACHELLA	778-152-011	85225	ARABY AVE	Trash Service	1	\$ 34.73	\$ 416.76
CITY OF COACHELLA	778-152-011	85225	ARABY AVE	Additional Trash	1	\$ 9.72	\$ 116.64

### City of Coachella proposed 2024-25 Tax File

Customer Name	Parcel #	Address	Street	Service Level	Units	Total Monthly Rate	Total Annual Rate
CITY OF COACHELLA	778-152-012	85235	ARABY AVE	Trash Service	1	\$ 34.73	\$ 416.76
CITY OF COACHELLA	778-152-012	85235	ARABY AVE	Additional Trash	1	\$ 9.72	\$ 116.64
CITY OF COACHELLA	778-152-013	85245	ARABY AVE	Trash Service	1	\$ 34.73	\$ 416.76
CITY OF COACHELLA	778-152-013	85245	ARABY AVE	Additional Trash	1	\$ 9.72	\$ 116.64
CITY OF COACHELLA	778-152-014	85255	ARABY AVE	Trash Service	1	\$ 34.73	\$ 416.76
CITY OF COACHELLA	778-152-014	85255	ARABY AVE	Additional Trash	1	\$ 9.72	\$ 116.64
CITY OF COACHELLA	778-152-015	85265	ARABY AVE	Trash Service	1	\$ 34.73	\$ 416.76
CITY OF COACHELLA	778-152-015	85265	ARABY AVE	Additional Trash	1	\$ 9.72	\$ 116.64
CITY OF COACHELLA	778-152-016	85275	ARABY AVE	Trash Service	1	\$ 34.73	\$ 416.76
CITY OF COACHELLA	778-152-016	85275	ARABY AVE	Additional Trash	1	\$ 9.72	\$ 116.64
CITY OF COACHELLA	778-152-017	85285	ARABY AVE	Trash Service	1	\$ 34.73	\$ 416.76
CITY OF COACHELLA	778-152-018	85295	ARABY AVE	Trash Service	1	\$ 34.73	\$ 416.76
CITY OF COACHELLA	778-152-018	85295	ARABY AVE	Additional Trash	1	\$ 9.72	\$ 116.64
CITY OF COACHELLA	778-153-001	85216	ARABY AVE	Trash Service	1	\$ 34.73	\$ 416.76
CITY OF COACHELLA	778-153-001	85216	ARABY AVE	Additional Trash	1	\$ 9.72	\$ 116.64
CITY OF COACHELLA	778-153-002	85226	ARABY AVE	Trash Service	1	\$ 34.73	\$ 416.76
CITY OF COACHELLA	778-153-002	85226	ARABY AVE	Additional Trash	1	\$ 9.72	\$ 116.64
CITY OF COACHELLA	778-153-003	85236	ARABY AVE	Trash Service	1	\$ 34.73	\$ 416.76
CITY OF COACHELLA	778-153-003	85236	ARABY AVE	Yard Service	1	\$ 11.50	\$ 138.00
CITY OF COACHELLA	778-153-004	85246	ARABY AVE	Trash Service	1	\$ 34.73	\$ 416.76
CITY OF COACHELLA	778-153-005	85256	ARABY AVE	Trash Service	1	\$ 34.73	\$ 416.76
CITY OF COACHELLA	778-153-005	85256	ARABY AVE	Additional Organics	1	\$ 9.72	\$ 116.64
CITY OF COACHELLA	778-153-006	85266	ARABY AVE	Trash Service	1	\$ 34.73	\$ 416.76
CITY OF COACHELLA	778-153-006	85266	ARABY AVE	Additional Trash	1	\$ 9.72	\$ 116.64
CITY OF COACHELLA	778-153-007	85276	ARABY AVE	Trash Service	1	\$ 34.73	\$ 416.76
CITY OF COACHELLA	778-153-007	85276	ARABY AVE	Additional Trash	2	\$ 19.44	\$ 233.28
CITY OF COACHELLA	778-153-008	85286	ARABY AVE	Trash Service	1	\$ 34.73	\$ 416.76
CITY OF COACHELLA	778-153-008	85286	ARABY AVE	Additional Trash	1	\$ 9.72	\$ 116.64
CITY OF COACHELLA	778-153-009	85296	ARABY AVE	Trash Service	1	\$ 34.73	\$ 416.76
CITY OF COACHELLA	778-153-009	85296	ARABY AVE	Additional Trash	1	\$ 9.72	\$ 116.64
CITY OF COACHELLA	778-153-010	85215	AVE 52	Trash Service	1	\$ 34.73	\$ 416.76
CITY OF COACHELLA	778-153-010	85215	AVE 52	Additional Trash	1	\$ 9.72	\$ 116.64
CITY OF COACHELLA	778-153-011	85225	AVE 52	Trash Service	1	\$ 34.73	\$ 416.76

### City of Coachella proposed 2024-25 Tax File

Customer Name	Parcel #	Address	Street	Service Level	Units	Total Monthly Rate	Total Annual Rate
CITY OF COACHELLA	778-153-011	85225	AVE 52	Additional Trash	2	\$ 19.44	\$ 233.28
CITY OF COACHELLA	778-153-012	85235	AVE 52	Trash Service	1	\$ 34.73	\$ 416.76
CITY OF COACHELLA	778-153-013	85245	AVE 52	Trash Service	1	\$ 34.73	\$ 416.76
CITY OF COACHELLA	778-153-013	85245	AVE 52	Additional Trash	1	\$ 9.72	\$ 116.64
CITY OF COACHELLA	778-153-014	85255	AVE 52	Trash Service	1	\$ 34.73	\$ 416.76
CITY OF COACHELLA	778-153-015	85265	AVE 52	Trash Service	1	\$ 34.73	\$ 416.76
CITY OF COACHELLA	778-153-015	85265	AVE 52	Additional Trash	1	\$ 9.26	\$ 111.12
CITY OF COACHELLA	778-153-016	85275	AVE 52	Trash Service	1	\$ 34.73	\$ 416.76
CITY OF COACHELLA	778-153-017	85285	AVE 52	Trash Service	1	\$ 34.73	\$ 416.76
CITY OF COACHELLA	778-153-017	85285	AVE 52	Additional Trash	1	\$ 9.72	\$ 116.64
CITY OF COACHELLA	778-153-018	85295	AVE 52	Trash Service	1	\$ 34.73	\$ 416.76
CITY OF COACHELLA	778-153-018	85295	AVE 52	Additional Trash	1	\$ 9.72	\$ 116.64
CITY OF COACHELLA	778-160-001	85306	CAIRO AVE	Trash Service	1	\$ 34.73	\$ 416.76
CITY OF COACHELLA	778-160-001	85306	CAIRO AVE	Additional Trash	3	\$ 29.16	\$ 349.92
CITY OF COACHELLA	778-160-002	85316	CAIRO AVE	Trash Service	1	\$ 34.73	\$ 416.76
CITY OF COACHELLA	778-160-003	85326	CAIRO AVE	Trash Service	1	\$ 34.73	\$ 416.76
CITY OF COACHELLA	778-160-004	85336	CAIRO AVE	Trash Service	1	\$ 34.73	\$ 416.76
CITY OF COACHELLA	778-160-004	85336	CAIRO AVE	Additional Trash	1	\$ 9.72	\$ 116.64
CITY OF COACHELLA	778-160-005	85346	CAIRO AVE	Trash Service	1	\$ 34.73	\$ 416.76
CITY OF COACHELLA	778-160-005	85346	CAIRO AVE	Additional Trash	1	\$ 9.72	\$ 116.64
CITY OF COACHELLA	778-160-006	85356	CAIRO AVE	Trash Service	1	\$ 34.73	\$ 416.76
CITY OF COACHELLA	778-160-006	85356	CAIRO AVE	Additional Trash	1	\$ 9.72	\$ 116.64
CITY OF COACHELLA	778-160-007	85366	CAIRO AVE	Trash Service	1	\$ 34.73	\$ 416.76
CITY OF COACHELLA	778-160-008	85376	CAIRO AVE	Trash Service	1	\$ 34.73	\$ 416.76
CITY OF COACHELLA	778-160-008	85376	CAIRO AVE	Additional Trash	1	\$ 9.72	\$ 116.64
CITY OF COACHELLA	778-160-009	85386	CAIRO AVE	Trash Service	1	\$ 34.73	\$ 416.76
CITY OF COACHELLA	778-160-009	85386	CAIRO AVE	Additional Trash	2	\$ 19.44	\$ 233.28
CITY OF COACHELLA	778-160-010	85396	CAIRO AVE	Trash Service	1	\$ 34.73	\$ 416.76
CITY OF COACHELLA	778-160-010	85396	CAIRO AVE	Additional Trash	1	\$ 9.72	\$ 116.64
CITY OF COACHELLA	778-160-011	85406	CAIRO AVE	Trash Service	1	\$ 34.73	\$ 416.76
CITY OF COACHELLA	778-160-011	85406	CAIRO AVE	Additional Trash	1	\$ 9.72	\$ 116.64
CITY OF COACHELLA	778-160-011	85406	CAIRO AVE	Additional Organics	1	\$ 9.72	\$ 116.64
CITY OF COACHELLA	778-160-012	85416	CAIRO AVE	Trash Service	1	\$ 34.73	\$ 416.76

### City of Coachella proposed 2024-25 Tax File

Customer Name	Parcel #	Address	Street	Service Level	Units	Total Monthly Rate	Total Annual Rate
CITY OF COACHELLA	778-160-012	85416	CAIRO AVE	Additional Trash	1	\$ 9.72	\$ 116.64
CITY OF COACHELLA	778-160-013	85426	CAIRO AVE	Trash Service	1	\$ 34.73	\$ 416.76
CITY OF COACHELLA	778-160-014	85436	CAIRO AVE	Trash Service	1	\$ 34.73	\$ 416.76
CITY OF COACHELLA	778-160-014	85436	CAIRO AVE	Additional Trash	1	\$ 9.72	\$ 116.64
CITY OF COACHELLA	778-160-015	85446	CAIRO AVE	Trash Service	1	\$ 34.73	\$ 416.76
CITY OF COACHELLA	778-160-015	85446	CAIRO AVE	Additional Trash	1	\$ 9.72	\$ 116.64
CITY OF COACHELLA	778-160-016	85456	CAIRO AVE	Trash Service	1	\$ 34.73	\$ 416.76
CITY OF COACHELLA	778-160-016	85456	CAIRO AVE	Additional Trash	1	\$ 9.72	\$ 116.64
CITY OF COACHELLA	778-160-017	85466	CAIRO AVE	Trash Service	1	\$ 34.73	\$ 416.76
CITY OF COACHELLA	778-160-017	85466	CAIRO AVE	Additional Trash	1	\$ 9.72	\$ 116.64
CITY OF COACHELLA	778-160-018	85476	CAIRO AVE	Trash Service	1	\$ 34.73	\$ 416.76
CITY OF COACHELLA	778-160-018	85476	CAIRO AVE	Additional Trash	1	\$ 9.72	\$ 116.64
CITY OF COACHELLA	778-160-019	85486	CAIRO AVE	Trash Service	1	\$ 34.73	\$ 416.76
CITY OF COACHELLA	778-160-019	85486	CAIRO AVE	Additional Trash	1	\$ 9.72	\$ 116.64
CITY OF COACHELLA	778-160-020	85496	CAIRO AVE	Trash Service	1	\$ 34.73	\$ 416.76
CITY OF COACHELLA	778-160-020	85496	CAIRO AVE	Additional Recycle	1	\$ 9.72	\$ 116.64
CITY OF COACHELLA	778-160-021	85305	ARABY AVE	Trash Service	3	\$ 104.19	\$ 1,250.28
CITY OF COACHELLA	778-160-021	85305	ARABY AVE	Additional Organics	1	\$ 9.72	\$ 116.64
CITY OF COACHELLA	778-160-022	85315	ARABY AVE	Trash Service	1	\$ 34.73	\$ 416.76
CITY OF COACHELLA	778-160-023	85325	ARABY AVE	Trash Service	1	\$ 34.73	\$ 416.76
CITY OF COACHELLA	778-160-024	85335	ARABY AVE	Trash Service	1	\$ 34.73	\$ 416.76
CITY OF COACHELLA	778-160-025	85345	ARABY AVE	Trash Service	1	\$ 34.73	\$ 416.76
CITY OF COACHELLA	778-160-026	85355	ARABY AVE	Trash Service	1	\$ 34.73	\$ 416.76
CITY OF COACHELLA	778-160-027	85365	ARABY AVE	Trash Service	1	\$ 34.73	\$ 416.76
CITY OF COACHELLA	778-160-027	85365	ARABY AVE	Additional Trash	1	\$ 9.72	\$ 116.64
CITY OF COACHELLA	778-160-028	85375	ARABY AVE	Trash Service	1	\$ 34.73	\$ 416.76
CITY OF COACHELLA	778-160-028	85375	ARABY AVE	Additional Trash	2	\$ 19.44	\$ 233.28
CITY OF COACHELLA	778-160-029	85385	ARABY AVE	Trash Service	1	\$ 34.73	\$ 416.76
CITY OF COACHELLA	778-160-030	85395	ARABY AVE	Trash Service	1	\$ 34.73	\$ 416.76
CITY OF COACHELLA	778-160-030	85395	ARABY AVE	Additional Trash	1	\$ 9.72	\$ 116.64
CITY OF COACHELLA	778-160-031	85405	ARABY AVE	Trash Service	1	\$ 34.73	\$ 416.76
CITY OF COACHELLA	778-160-031	85405	ARABY AVE	Additional Trash	1	\$ 9.72	\$ 116.64
CITY OF COACHELLA	778-160-032	85415	ARABY AVE	Trash Service	1	\$ 34.73	\$ 416.76

### City of Coachella proposed 2024-25 Tax File

Customer Name	Parcel #	Address	Street	Service Level	Units	Total Monthly Rate	Total Annual Rate
CITY OF COACHELLA	778-160-032	85415	ARABY AVE	Additional Trash	1	\$ 9.72	\$ 116.64
CITY OF COACHELLA	778-160-033	85425	ARABY AVE	Trash Service	1	\$ 34.73	\$ 416.76
CITY OF COACHELLA	778-160-034	85435	ARABY AVE	Trash Service	1	\$ 34.73	\$ 416.76
CITY OF COACHELLA	778-160-035	85445	ARABY AVE	Trash Service	1	\$ 34.73	\$ 416.76
CITY OF COACHELLA	778-160-036	85455	ARABY AVE	Trash Service	1	\$ 34.73	\$ 416.76
CITY OF COACHELLA	778-160-037	85465	ARABY AVE	Trash Service	1	\$ 34.73	\$ 416.76
CITY OF COACHELLA	778-160-038	85475	ARABY AVE	Trash Service	1	\$ 34.73	\$ 416.76
CITY OF COACHELLA	778-160-039	85485	ARABY AVE	Trash Service	1	\$ 34.73	\$ 416.76
CITY OF COACHELLA	778-160-040	85495	ARABY AVE	Trash Service	1	\$ 34.73	\$ 416.76
CITY OF COACHELLA	778-161-001	85495	AVE 52	Trash Service	1	\$ 34.73	\$ 416.76
CITY OF COACHELLA	778-161-001	85495	AVE 52	Additional Trash	1	\$ 9.72	\$ 116.64
CITY OF COACHELLA	778-161-001	85495	AVE 52	Additional Organics	1	\$ 9.72	\$ 116.64
CITY OF COACHELLA	778-161-002	85485	AVE 52	Trash Service	1	\$ 34.73	\$ 416.76
CITY OF COACHELLA	778-161-003	85475	AVE 52	Trash Service	1	\$ 34.73	\$ 416.76
CITY OF COACHELLA	778-161-004	85465	AVE 52	Trash Service	1	\$ 34.73	\$ 416.76
CITY OF COACHELLA	778-161-005	85455	AVE 52	Trash Service	1	\$ 34.73	\$ 416.76
CITY OF COACHELLA	778-161-005	85455	AVE 52	Additional Trash	1	\$ 9.72	\$ 116.64
CITY OF COACHELLA	778-161-006	85445	AVE 52	Trash Service	1	\$ 34.73	\$ 416.76
CITY OF COACHELLA	778-161-006	85445	AVE 52	Additional Trash	1	\$ 9.72	\$ 116.64
CITY OF COACHELLA	778-161-007	85435	AVE 52	Trash Service	1	\$ 34.73	\$ 416.76
CITY OF COACHELLA	778-161-008	85425	AVE 52	Trash Service	1	\$ 34.73	\$ 416.76
CITY OF COACHELLA	778-161-009	85415	AVE 52	Trash Service	1	\$ 34.73	\$ 416.76
CITY OF COACHELLA	778-161-009	85415	AVE 52	Additional Trash	1	\$ 9.72	\$ 116.64
CITY OF COACHELLA	778-161-010	85405	AVE 52	Trash Service	1	\$ 34.73	\$ 416.76
CITY OF COACHELLA	778-161-010	85405	AVE 52	Additional Trash	1	\$ 9.72	\$ 116.64
CITY OF COACHELLA	778-161-011	85395	AVE 52	Trash Service	1	\$ 34.73	\$ 416.76
CITY OF COACHELLA	778-161-011	85395	AVE 52	Additional Trash	1	\$ 9.72	\$ 116.64
CITY OF COACHELLA	778-161-012	85385	AVE 52	Trash Service	1	\$ 34.73	\$ 416.76
CITY OF COACHELLA	778-161-013	85375	AVE 52	Trash Service	2	\$ 69.46	\$ 833.52
CITY OF COACHELLA	778-161-013	85375	AVE 52	Additional Trash	1	\$ 9.72	\$ 116.64
CITY OF COACHELLA	778-161-014	85365	AVE 52	Trash Service	1	\$ 34.73	\$ 416.76
CITY OF COACHELLA	778-161-014	85365	AVE 52	Additional Trash	2	\$ 19.44	\$ 233.28
CITY OF COACHELLA	778-161-015	85355	AVE 52	Trash Service	1	\$ 34.73	\$ 416.76

### City of Coachella proposed 2024-25 Tax File

Customer Name	Parcel #	Address	Street	Service Level	Units	Total Monthly Rate	Total Annual Rate
CITY OF COACHELLA	778-161-015	85355	AVE 52	Additional Trash	1	\$ 9.72	\$ 116.64
CITY OF COACHELLA	778-161-015	85355	AVE 52	Additional Organics	1	\$ 9.72	\$ 116.64
CITY OF COACHELLA	778-161-016	85345	AVE 52	Trash Service	1	\$ 34.73	\$ 416.76
CITY OF COACHELLA	778-161-016	85345	AVE 52	Additional Trash	1	\$ 9.72	\$ 116.64
CITY OF COACHELLA	778-161-017	85335	AVE 52	Trash Service	1	\$ 34.73	\$ 416.76
CITY OF COACHELLA	778-161-018	85325	AVE 52	Trash Service	1	\$ 34.73	\$ 416.76
CITY OF COACHELLA	778-161-018	85325	AVE 52	Additional Trash	1	\$ 9.72	\$ 116.64
CITY OF COACHELLA	778-161-019	85326	ARABY AVE	Trash Service	1	\$ 34.73	\$ 416.76
CITY OF COACHELLA	778-161-020	85336	ARABY AVE	Trash Service	1	\$ 34.73	\$ 416.76
CITY OF COACHELLA	778-161-020	85336	ARABY AVE	Additional Trash	1	\$ 9.72	\$ 116.64
CITY OF COACHELLA	778-161-021	85346	ARABY AVE	Trash Service	1	\$ 34.73	\$ 416.76
CITY OF COACHELLA	778-161-021	85346	ARABY AVE	Additional Trash	1	\$ 9.72	\$ 116.64
CITY OF COACHELLA	778-161-022	85356	ARABY AVE	Trash Service	1	\$ 34.73	\$ 416.76
CITY OF COACHELLA	778-161-023	85366	ARABY AVE	Trash Service	1	\$ 34.73	\$ 416.76
CITY OF COACHELLA	778-161-023	85366	ARABY AVE	Additional Trash	1	\$ 9.72	\$ 116.64
CITY OF COACHELLA	778-161-024	85376	ARABY AVE	Trash Service	1	\$ 34.73	\$ 416.76
CITY OF COACHELLA	778-161-024	85376	ARABY AVE	Additional Trash	1	\$ 9.72	\$ 116.64
CITY OF COACHELLA	778-161-025	85386	ARABY AVE	Trash Service	1	\$ 34.73	\$ 416.76
CITY OF COACHELLA	778-161-025	85386	ARABY AVE	Additional Trash	1	\$ 9.72	\$ 116.64
CITY OF COACHELLA	778-161-026	85396	ARABY AVE	Trash Service	1	\$ 34.73	\$ 416.76
CITY OF COACHELLA	778-161-026	85396	ARABY AVE	Additional Trash	1	\$ 9.72	\$ 116.64
CITY OF COACHELLA	778-161-027	85406	ARABY AVE	Trash Service	1	\$ 34.73	\$ 416.76
CITY OF COACHELLA	778-161-027	85406	ARABY AVE	Additional Trash	1	\$ 9.72	\$ 116.64
CITY OF COACHELLA	778-161-028	85416	ARABY AVE	Trash Service	1	\$ 34.73	\$ 416.76
CITY OF COACHELLA	778-161-028	85416	ARABY AVE	Additional Trash	1	\$ 9.72	\$ 116.64
CITY OF COACHELLA	778-161-029	85426	ARABY AVE	Trash Service	1	\$ 34.73	\$ 416.76
CITY OF COACHELLA	778-161-030	85436	ARABY AVE	Trash Service	1	\$ 34.73	\$ 416.76
CITY OF COACHELLA	778-161-031	85446	ARABY AVE	Trash Service	1	\$ 34.73	\$ 416.76
CITY OF COACHELLA	778-161-032	85456	ARABY AVE	Trash Service	1	\$ 34.73	\$ 416.76
CITY OF COACHELLA	778-161-033	85466	ARABY AVE	Trash Service	1	\$ 34.73	\$ 416.76
CITY OF COACHELLA	778-161-033	85466	ARABY AVE	Additional Trash	1	\$ 9.72	\$ 116.64
CITY OF COACHELLA	778-161-033	85466	ARABY AVE	Additional Recycle	1	\$ 9.72	\$ 116.64
CITY OF COACHELLA	778-161-034	85476	ARABY AVE	Trash Service	1	\$ 34.73	\$ 416.76



### City of Coachella proposed 2024-25 Tax File

Customer Name	Parcel #	Address	Street	Service Level	Units	Total Monthly Rate	Total Annual Rate
CITY OF COACHELLA	778-161-034	85476	ARABY AVE	Additional Trash	1	\$ 9.72	\$ 116.64
CITY OF COACHELLA	778-161-035	85486	ARABY AVE	Trash Service	1	\$ 34.73	\$ 416.76
CITY OF COACHELLA	778-161-035	85486	ARABY AVE	Additional Trash	1	\$ 9.72	\$ 116.64
CITY OF COACHELLA	778-161-036	85496	ARABY AVE	Trash Service	1	\$ 34.73	\$ 416.76
CITY OF COACHELLA	778-161-036	85496	ARABY AVE	Additional Trash	1	\$ 9.72	\$ 116.64
CITY OF COACHELLA	778-161-037	85306	ARABY AVE	Trash Service	1	\$ 34.73	\$ 416.76
CITY OF COACHELLA	778-161-037	85306	ARABY AVE	Additional Trash	1	\$ 9.72	\$ 116.64
CITY OF COACHELLA	778-161-038	85316	ARABY AVE	Trash Service	1	\$ 34.73	\$ 416.76
CITY OF COACHELLA	778-161-039	51962	DATE AVE	Trash Service	1	\$ 34.73	\$ 416.76
CITY OF COACHELLA	778-161-039	51962	DATE AVE	Additional Trash	1	\$ 9.72	\$ 116.64
CITY OF COACHELLA	778-161-040	51990	DATE AVE	Trash Service	1	\$ 34.73	\$ 416.76
CITY OF COACHELLA	778-161-040	51990	DATE AVE	Additional Trash	1	\$ 9.72	\$ 116.64
CITY OF COACHELLA	778-170-003	85601	AVE 50	Trash Service	1	\$ 34.73	\$ 416.76
CITY OF COACHELLA	778-170-003	85601	AVE 50	Additional Trash	1	\$ 9.72	\$ 116.64
CITY OF COACHELLA	778-170-005	85701	AVE 50	Trash Service	1	\$ 34.73	\$ 416.76
CITY OF COACHELLA	778-170-006	85711	AVE 50	Trash Service	1	\$ 34.73	\$ 416.76
CITY OF COACHELLA	778-170-006	85711	AVE 50	Additional Trash	1	\$ 9.72	\$ 116.64
CITY OF COACHELLA	778-170-007	85721	AVE 50	Trash Service	1	\$ 34.73	\$ 416.76
CITY OF COACHELLA	778-170-007	85721	AVE 50	Additional Trash	1	\$ 9.72	\$ 116.64
CITY OF COACHELLA	778-170-008	85731	AVE 50	Trash Service	1	\$ 34.73	\$ 416.76
CITY OF COACHELLA	778-170-008	85731	AVE 50	Additional Trash	1	\$ 9.72	\$ 116.64
CITY OF COACHELLA	778-170-009	85751	AVE 50	Trash Service	1	\$ 34.73	\$ 416.76
CITY OF COACHELLA	778-170-009	85751	AVE 50	Additional Trash	1	\$ 9.72	\$ 116.64
CITY OF COACHELLA	778-170-015	85501	AVE 50	Trash Service	1	\$ 34.73	\$ 416.76
CITY OF COACHELLA	778-200-001	85526	AVE 52	Trash Service	1	\$ 34.73	\$ 416.76
CITY OF COACHELLA	778-200-002	85536	AVE 52	Trash Service	1	\$ 34.73	\$ 416.76
CITY OF COACHELLA	778-200-002	85536	AVE 52	Additional Trash	1	\$ 9.72	\$ 116.64
CITY OF COACHELLA	778-200-003	85546	AVE 52	Trash Service	1	\$ 34.73	\$ 416.76
CITY OF COACHELLA	778-200-004	85556	AVE 52	Trash Service	1	\$ 34.73	\$ 416.76
CITY OF COACHELLA	778-200-005	51885	GENOA ST	Trash Service	1	\$ 34.73	\$ 416.76
CITY OF COACHELLA	778-200-006	85565	NILE LANE	Trash Service	1	\$ 34.73	\$ 416.76
CITY OF COACHELLA	778-200-007	85555	NILE LANE	Trash Service	1	\$ 34.73	\$ 416.76
CITY OF COACHELLA	778-200-008	85545	NILE LANE	Trash Service	1	\$ 34.73	\$ 416.76

### City of Coachella proposed 2024-25 Tax File

Customer Name	Parcel #	Address	Street	Service Level	Units	Total Monthly Rate	Total Annual Rate
CITY OF COACHELLA	778-200-009	85535	NILE LANE	Trash Service	1	\$ 34.73	\$ 416.76
CITY OF COACHELLA	778-200-009	85535	NILE LANE	Additional Trash	1	\$ 9.72	\$ 116.64
CITY OF COACHELLA	778-200-010	85525	NILE LANE	Trash Service	1	\$ 34.73	\$ 416.76
CITY OF COACHELLA	778-200-010	85525	NILE LANE	Additional Trash	1	\$ 9.72	\$ 116.64
CITY OF COACHELLA	778-200-012	85505	NILE LANE	Trash Service	1	\$ 34.73	\$ 416.76
CITY OF COACHELLA	778-200-012	85505	NILE LANE	Additional Trash	1	\$ 9.72	\$ 116.64
CITY OF COACHELLA	778-200-013	85516	NILE LANE	Trash Service	1	\$ 34.73	\$ 416.76
CITY OF COACHELLA	778-200-014	85526	NILE LANE	Trash Service	1	\$ 34.73	\$ 416.76
CITY OF COACHELLA	778-200-015	85536	NILE LANE	Trash Service	1	\$ 34.73	\$ 416.76
CITY OF COACHELLA	778-200-015	85536	NILE LANE	Additional Trash	1	\$ 9.72	\$ 116.64
CITY OF COACHELLA	778-200-016	85546	NILE LANE	Trash Service	1	\$ 34.73	\$ 416.76
CITY OF COACHELLA	778-200-017	85556	NILE LANE	Trash Service	1	\$ 34.73	\$ 416.76
CITY OF COACHELLA	778-200-018	51855	GENOA ST	Trash Service	1	\$ 34.73	\$ 416.76
CITY OF COACHELLA	778-200-018	51855	GENOA ST	Additional Trash	2	\$ 19.44	\$ 233.28
CITY OF COACHELLA	778-200-019	85565	VINETA LANE	Trash Service	1	\$ 34.73	\$ 416.76
CITY OF COACHELLA	778-200-019	85565	VINETA LANE	Additional Organics	1	\$ 9.72	\$ 116.64
CITY OF COACHELLA	778-200-020	85555	VINETA LANE	Trash Service	1	\$ 34.73	\$ 416.76
CITY OF COACHELLA	778-200-021	85545	VINETA LANE	Trash Service	1	\$ 34.73	\$ 416.76
CITY OF COACHELLA	778-200-022	85535	VINETA LANE	Trash Service	1	\$ 34.73	\$ 416.76
CITY OF COACHELLA	778-200-022	85535	VINETA LANE	Additional Trash	1	\$ 9.72	\$ 116.64
CITY OF COACHELLA	778-200-023	85525	VINETA LANE	Trash Service	1	\$ 34.73	\$ 416.76
CITY OF COACHELLA	778-200-023	85525	VINETA LANE	Additional Trash	1	\$ 9.72	\$ 116.64
CITY OF COACHELLA	778-200-024	85515	VINETA LANE	Trash Service	1	\$ 34.73	\$ 416.76
CITY OF COACHELLA	778-200-025	85505	VINETA LANE	Trash Service	1	\$ 34.73	\$ 416.76
CITY OF COACHELLA	778-200-026	85516	VINETA LANE	Trash Service	1	\$ 34.73	\$ 416.76
CITY OF COACHELLA	778-200-027	85526	VINETA LANE	Trash Service	1	\$ 34.73	\$ 416.76
CITY OF COACHELLA	778-200-027	85526	VINETA LANE	Additional Trash	1	\$ 9.72	\$ 116.64
CITY OF COACHELLA	778-200-028	85536	VINETA LANE	Trash Service	1	\$ 34.73	\$ 416.76
CITY OF COACHELLA	778-200-028	85536	VINETA LANE	Additional Trash	1	\$ 9.72	\$ 116.64
CITY OF COACHELLA	778-200-029	85546	VINETA LANE	Trash Service	1	\$ 34.73	\$ 416.76
CITY OF COACHELLA	778-200-029	85546	VINETA LANE	Additional Trash	1	\$ 9.72	\$ 116.64
CITY OF COACHELLA	778-200-030	85556	VINETA LANE	Trash Service	1	\$ 34.73	\$ 416.76
CITY OF COACHELLA	778-200-031	51815	GENOA ST	Trash Service	1	\$ 34.73	\$ 416.76

### City of Coachella proposed 2024-25 Tax File

Customer Name	Parcel #	Address	Street	Service Level	Units	Total Monthly Rate	Total Annual Rate
CITY OF COACHELLA	778-200-032	85565	SYLMAR LANE	Trash Service	1	\$ 34.73	\$ 416.76
CITY OF COACHELLA	778-200-033	85555	SYLMAR LANE	Trash Service	1	\$ 34.73	\$ 416.76
CITY OF COACHELLA	778-200-033	85555	SYLMAR LANE	Additional Trash	1	\$ 9.72	\$ 116.64
CITY OF COACHELLA	778-200-034	85545	SYLMAR LANE	Trash Service	1	\$ 34.73	\$ 416.76
CITY OF COACHELLA	778-200-035	85535	SYLMAR LANE	Trash Service	1	\$ 34.73	\$ 416.76
CITY OF COACHELLA	778-200-036	85525	SYLMAR LANE	Trash Service	1	\$ 34.73	\$ 416.76
CITY OF COACHELLA	778-200-037	85515	SYLMAR LANE	Trash Service	1	\$ 34.73	\$ 416.76
CITY OF COACHELLA	778-200-037	85515	SYLMAR LANE	Additional Trash	1	\$ 9.72	\$ 116.64
CITY OF COACHELLA	778-200-038	85505	SYLMAR LANE	Trash Service	1	\$ 34.73	\$ 416.76
CITY OF COACHELLA	778-200-038	85505	SYLMAR LANE	Additional Trash	1	\$ 9.72	\$ 116.64
CITY OF COACHELLA	778-200-039	85516	SYLMAR LANE	Trash Service	1	\$ 34.73	\$ 416.76
CITY OF COACHELLA	778-200-040	85526	SYLMAR LANE	Trash Service	1	\$ 34.73	\$ 416.76
CITY OF COACHELLA	778-200-040	85526	SYLMAR LANE	Additional Trash	1	\$ 9.72	\$ 116.64
CITY OF COACHELLA	778-200-041	85536	SYLMAR LANE	Trash Service	1	\$ 34.73	\$ 416.76
CITY OF COACHELLA	778-200-041	85536	SYLMAR LANE	Additional Trash	1	\$ 9.72	\$ 116.64
CITY OF COACHELLA	778-200-042	85546	SYLMAR LANE	Trash Service	1	\$ 34.73	\$ 416.76
CITY OF COACHELLA	778-200-043	85556	SYLMAR LANE	Trash Service	1	\$ 34.73	\$ 416.76
CITY OF COACHELLA	778-200-043	85556	SYLMAR LANE	Additional Trash	1	\$ 9.72	\$ 116.64
CITY OF COACHELLA	778-200-044	51715	GENOA ST	Trash Service	1	\$ 34.73	\$ 416.76
CITY OF COACHELLA	778-200-045	51705	GENOA ST	Trash Service	1	\$ 34.73	\$ 416.76
CITY OF COACHELLA	778-200-045	51705	GENOA ST	Additional Trash	1	\$ 9.72	\$ 116.64
CITY OF COACHELLA	778-200-046	85555	NAPOLI LANE	Trash Service	1	\$ 34.73	\$ 416.76
CITY OF COACHELLA	778-200-047	85545	NAPOLI LANE	Trash Service	1	\$ 34.73	\$ 416.76
CITY OF COACHELLA	778-200-047	85545	NAPOLI LANE	Additional Trash	1	\$ 9.72	\$ 116.64
CITY OF COACHELLA	778-200-048	85535	NAPOLI LANE	Trash Service	1	\$ 34.73	\$ 416.76
CITY OF COACHELLA	778-200-048	85535	NAPOLI LANE	Additional Trash	1	\$ 9.72	\$ 116.64
CITY OF COACHELLA	778-200-049	85525	NAPOLI LANE	Trash Service	1	\$ 34.73	\$ 416.76
CITY OF COACHELLA	778-200-049	85525	NAPOLI LANE	Additional Trash	1	\$ 9.72	\$ 116.64
CITY OF COACHELLA	778-200-050	85515	NAPOLI LANE	Trash Service	1	\$ 34.73	\$ 416.76
CITY OF COACHELLA	778-200-050	85515	NAPOLI LANE	Additional Trash	1	\$ 9.72	\$ 116.64
CITY OF COACHELLA	778-200-051	85505	NAPOLI LANE	Trash Service	1	\$ 34.73	\$ 416.76
CITY OF COACHELLA	778-200-052	85516	NAPOLI LANE	Trash Service	1	\$ 34.73	\$ 416.76
CITY OF COACHELLA	778-200-052	85516	NAPOLI LANE	Additional Recycle	1	\$ 9.72	\$ 116.64

### City of Coachella proposed 2024-25 Tax File

Customer Name	Parcel #	Address	Street	Service Level	Units	Total Monthly Rate	Total Annual Rate
CITY OF COACHELLA	778-200-053	85526	NAPOLI LANE	Trash Service	1	\$ 34.73	\$ 416.76
CITY OF COACHELLA	778-200-053	85526	NAPOLI LANE	Additional Trash	1	\$ 9.72	\$ 116.64
CITY OF COACHELLA	778-200-054	85536	NAPOLI LANE	Trash Service	1	\$ 34.73	\$ 416.76
CITY OF COACHELLA	778-200-055	85546	NAPOLI LANE	Trash Service	1	\$ 34.73	\$ 416.76
CITY OF COACHELLA	778-200-055	85546	NAPOLI LANE	Additional Trash	1	\$ 9.72	\$ 116.64
CITY OF COACHELLA	778-200-056	85556	NAPOLI LANE	Trash Service	2	\$ 69.46	\$ 833.52
CITY OF COACHELLA	778-200-056	85556	NAPOLI LANE	Additional Trash	1	\$ 9.72	\$ 116.64
CITY OF COACHELLA	778-200-057	85566	NAPOLI LANE	Trash Service	1	\$ 34.73	\$ 416.76
CITY OF COACHELLA	778-200-058	85565	BAGDAD AVE	Trash Service	1	\$ 34.73	\$ 416.76
CITY OF COACHELLA	778-200-058	85565	BAGDAD AVE	Additional Trash	1	\$ 9.72	\$ 116.64
CITY OF COACHELLA	778-200-059	85555	BAGDAD AVE	Trash Service	1	\$ 34.73	\$ 416.76
CITY OF COACHELLA	778-200-059	85555	BAGDAD AVE	Additional Trash	1	\$ 9.72	\$ 116.64
CITY OF COACHELLA	778-200-060	85545	BAGDAD AVE	Trash Service	1	\$ 34.73	\$ 416.76
CITY OF COACHELLA	778-200-060	85545	BAGDAD AVE	Additional Trash	2	\$ 19.44	\$ 233.28
CITY OF COACHELLA	778-200-061	85535	BAGDAD AVE	Trash Service	1	\$ 34.73	\$ 416.76
CITY OF COACHELLA	778-200-061	85535	BAGDAD AVE	Additional Trash	1	\$ 9.72	\$ 116.64
CITY OF COACHELLA	778-200-062	85525	BAGDAD AVE	Trash Service	1	\$ 34.73	\$ 416.76
CITY OF COACHELLA	778-200-062	85525	BAGDAD AVE	Additional Trash	1	\$ 9.72	\$ 116.64
CITY OF COACHELLA	778-200-063	85515	BAGDAD AVE	Trash Service	1	\$ 34.73	\$ 416.76
CITY OF COACHELLA	778-200-063	85515	BAGDAD AVE	Additional Trash	1	\$ 9.72	\$ 116.64
CITY OF COACHELLA	778-200-064	85505	BAGDAD AVE	Trash Service	1	\$ 34.73	\$ 416.76
CITY OF COACHELLA	778-200-064	85505	BAGDAD AVE	Additional Trash	1	\$ 9.72	\$ 116.64
CITY OF COACHELLA	778-210-001	51740	CALLE PERA	Trash Service	1	\$ 34.73	\$ 416.76
CITY OF COACHELLA	778-210-001	51740	CALLE PERA	Additional Trash	1	\$ 9.72	\$ 116.64
CITY OF COACHELLA	778-210-002	85688	HILL DR	Trash Service	1	\$ 34.73	\$ 416.76
CITY OF COACHELLA	778-210-003	85692	HILL DR	Trash Service	1	\$ 34.73	\$ 416.76
CITY OF COACHELLA	778-210-004	51728	CALLE PERA	Trash Service	1	\$ 34.73	\$ 416.76
CITY OF COACHELLA	778-210-004	51728	CALLE PERA	Additional Recycle	1	\$ 9.72	\$ 116.64
CITY OF COACHELLA	778-210-005	51716	CALLE PERA	Trash Service	1	\$ 34.73	\$ 416.76
CITY OF COACHELLA	778-210-005	51716	CALLE PERA	Additional Trash	1	\$ 9.72	\$ 116.64
CITY OF COACHELLA	778-210-006	51717	CALLE PERA	Trash Service	1	\$ 34.73	\$ 416.76
CITY OF COACHELLA	778-210-007	51725	CALLE PERA	Trash Service	1	\$ 34.73	\$ 416.76
CITY OF COACHELLA	778-210-008	51733	CALLE PERA	Trash Service	1	\$ 34.73	\$ 416.76

### City of Coachella proposed 2024-25 Tax File

Customer Name	Parcel #	Address	Street	Service Level	Units	Total Monthly Rate	Total Annual Rate
CITY OF COACHELLA	778-210-009	51741	CALLE PERA	Trash Service	1	\$ 34.73	\$ 416.76
CITY OF COACHELLA	778-210-009	51741	CALLE PERA	Additional Trash	1	\$ 9.72	\$ 116.64
CITY OF COACHELLA	778-210-010	51786	GENOA ST	Trash Service	1	\$ 34.73	\$ 416.76
CITY OF COACHELLA	778-210-010	51786	GENOA ST	Additional Trash	1	\$ 9.72	\$ 116.64
CITY OF COACHELLA	778-210-011	51748	GENOA ST	Trash Service	1	\$ 34.73	\$ 416.76
CITY OF COACHELLA	778-210-011	51748	GENOA ST	Additional Trash	1	\$ 9.72	\$ 116.64
CITY OF COACHELLA	778-210-012	51710	GENOA ST	Trash Service	1	\$ 34.73	\$ 416.76
CITY OF COACHELLA	778-210-013	51674	GENOA ST	Trash Service	1	\$ 34.73	\$ 416.76
CITY OF COACHELLA	778-210-014	51636	GENOA ST	Trash Service	1	\$ 34.73	\$ 416.76
CITY OF COACHELLA	778-210-014	51636	GENOA ST	Additional Organics	1	\$ 9.72	\$ 116.64
CITY OF COACHELLA	778-210-015	85627	BAGDAD AVE	Trash Service	1	\$ 34.73	\$ 416.76
CITY OF COACHELLA	778-210-015	85627	BAGDAD AVE	Additional Trash	1	\$ 9.72	\$ 116.64
CITY OF COACHELLA	778-210-016	85659	BAGDAD AVE	Trash Service	1	\$ 34.73	\$ 416.76
CITY OF COACHELLA	778-210-017	85671	BAGDAD AVE	Trash Service	1	\$ 34.73	\$ 416.76
CITY OF COACHELLA	778-211-002	85690	CALLE LIMON	Trash Service	1	\$ 34.73	\$ 416.76
CITY OF COACHELLA	778-211-002	85690	CALLE LIMON	Additional Trash	1	\$ 9.72	\$ 116.64
CITY OF COACHELLA	778-211-003	85684	CALLE LIMON	Trash Service	1	\$ 34.73	\$ 416.76
CITY OF COACHELLA	778-211-003	85684	CALLE LIMON	Additional Trash	1	\$ 9.72	\$ 116.64
CITY OF COACHELLA	778-211-004	85678	CALLE LIMON	Trash Service	1	\$ 34.73	\$ 416.76
CITY OF COACHELLA	778-211-004	85678	CALLE LIMON	Additional Trash	1	\$ 9.72	\$ 116.64
CITY OF COACHELLA	778-211-005	85672	CALLE LIMON	Trash Service	1	\$ 34.73	\$ 416.76
CITY OF COACHELLA	778-211-005	85672	CALLE LIMON	Additional Trash	1	\$ 9.72	\$ 116.64
CITY OF COACHELLA	778-211-006	85660	CALLE LIMON	Trash Service	1	\$ 34.73	\$ 416.76
CITY OF COACHELLA	778-211-007	85658	CALLE LIMON	Trash Service	1	\$ 34.73	\$ 416.76
CITY OF COACHELLA	778-211-007	85658	CALLE LIMON	Additional Trash	1	\$ 9.72	\$ 116.64
CITY OF COACHELLA	778-211-008	51890	CAM CORTO	Trash Service	1	\$ 34.73	\$ 416.76
CITY OF COACHELLA	778-211-009	51882	CAM CORTO	Trash Service	1	\$ 34.73	\$ 416.76
CITY OF COACHELLA	778-211-010	51896	CAM CORTO	Trash Service	1	\$ 34.73	\$ 416.76
CITY OF COACHELLA	778-211-010	51896	CAM CORTO	Additional Trash	1	\$ 9.72	\$ 116.64
CITY OF COACHELLA	778-211-011	51867	CAM CORTO	Trash Service	1	\$ 34.73	\$ 416.76
CITY OF COACHELLA	778-211-012	51875	CAM CORTO	Trash Service	1	\$ 34.73	\$ 416.76
CITY OF COACHELLA	778-211-012	51875	CAM CORTO	Additional Trash	1	\$ 9.72	\$ 116.64
CITY OF COACHELLA	778-211-013	51883	CAM CORTO	Trash Service	1	\$ 34.73	\$ 416.76

### City of Coachella proposed 2024-25 Tax File

Customer Name	Parcel #	Address	Street	Service Level	Units	Total Monthly Rate	Total Annual Rate
CITY OF COACHELLA	778-211-013	51883	CAM CORTO	Additional Trash	1	\$ 9.72	\$ 116.64
CITY OF COACHELLA	778-211-014	85624	CALLE LIMON	Trash Service	1	\$ 34.73	\$ 416.76
CITY OF COACHELLA	778-211-014	85624	CALLE LIMON	Additional Trash	1	\$ 9.72	\$ 116.64
CITY OF COACHELLA	778-211-015	85612	CALLE LIMON	Trash Service	1	\$ 34.73	\$ 416.76
CITY OF COACHELLA	778-211-015	85612	CALLE LIMON	Additional Trash	1	\$ 9.72	\$ 116.64
CITY OF COACHELLA	778-211-016	51878	GENOA ST	Trash Service	1	\$ 34.73	\$ 416.76
CITY OF COACHELLA	778-211-016	51878	GENOA ST	Additional Trash	1	\$ 9.72	\$ 116.64
CITY OF COACHELLA	778-211-017	51866	GENOA ST	Trash Service	1	\$ 34.73	\$ 416.76
CITY OF COACHELLA	778-211-018	85619	HILL DR	Trash Service	1	\$ 34.73	\$ 416.76
CITY OF COACHELLA	778-211-019	85627	HILL DR	Trash Service	1	\$ 34.73	\$ 416.76
CITY OF COACHELLA	778-211-020	85635	HILL DR	Trash Service	1	\$ 34.73	\$ 416.76
CITY OF COACHELLA	778-212-001	85680	AVE 52	Trash Service	1	\$ 34.73	\$ 416.76
CITY OF COACHELLA	778-212-002	85662	AVE 52	Trash Service	1	\$ 34.73	\$ 416.76
CITY OF COACHELLA	778-212-002	85662	AVE 52	Additional Trash	1	\$ 9.72	\$ 116.64
CITY OF COACHELLA	778-212-002	85662	AVE 52	Additional Organics	1	\$ 9.72	\$ 116.64
CITY OF COACHELLA	778-212-003	85646	AVE 52	Trash Service	1	\$ 34.73	\$ 416.76
CITY OF COACHELLA	778-212-003	85646	AVE 52	Additional Organics	1	\$ 9.72	\$ 116.64
CITY OF COACHELLA	778-212-004	85628	AVE 52	Trash Service	1	\$ 34.73	\$ 416.76
CITY OF COACHELLA	778-212-005	51998	GENOA ST	Trash Service	1	\$ 34.73	\$ 416.76
CITY OF COACHELLA	778-212-005	51998	GENOA ST	Additional Trash	1	\$ 9.72	\$ 116.64
CITY OF COACHELLA	778-212-006	51986	GENOA ST	Trash Service	1	\$ 34.73	\$ 416.76
CITY OF COACHELLA	778-212-007	51974	GENOA ST	Trash Service	1	\$ 34.73	\$ 416.76
CITY OF COACHELLA	778-212-008	51962	GENOA ST	Trash Service	1	\$ 34.73	\$ 416.76
CITY OF COACHELLA	778-212-009	85625	CALLE LIMON	Trash Service	1	\$ 34.73	\$ 416.76
CITY OF COACHELLA	778-212-009	85625	CALLE LIMON	Additional Trash	1	\$ 9.72	\$ 116.64
CITY OF COACHELLA	778-212-010	85637	CALLE LIMON	Trash Service	1	\$ 34.73	\$ 416.76
CITY OF COACHELLA	778-212-011	85649	CALLE LIMON	Trash Service	1	\$ 34.73	\$ 416.76
CITY OF COACHELLA	778-212-012	85661	CALLE LIMON	Trash Service	1	\$ 34.73	\$ 416.76
CITY OF COACHELLA	778-212-012	85661	CALLE LIMON	Additional Trash	1	\$ 9.72	\$ 116.64
CITY OF COACHELLA	778-212-013	85673	CALLE LIMON	Trash Service	1	\$ 34.73	\$ 416.76
CITY OF COACHELLA	778-212-013	85673	CALLE LIMON	Additional Trash	1	\$ 9.72	\$ 116.64
CITY OF COACHELLA	778-212-014	85685	CALLE LIMON	Trash Service	1	\$ 34.73	\$ 416.76
CITY OF COACHELLA	778-212-015	85697	CALLE LIMON	Trash Service	1	\$ 34.73	\$ 416.76

### City of Coachella proposed 2024-25 Tax File

Customer Name	Parcel #	Address	Street	Service Level	Units	Total Monthly Rate	Total Annual Rate
CITY OF COACHELLA	778-212-015	85697	CALLE LIMON	Additional Trash	1	\$ 9.72	\$ 116.64
CITY OF COACHELLA	778-220-004	51800	SUNSET DR	Trash Service	1	\$ 34.73	\$ 416.76
CITY OF COACHELLA	778-220-004	51800	SUNSET DR	Additional Trash	1	\$ 9.72	\$ 116.64
CITY OF COACHELLA	778-220-005	51808	SUNSET DR	Trash Service	1	\$ 34.73	\$ 416.76
CITY OF COACHELLA	778-220-006	51812	SUNSET DR	Trash Service	1	\$ 34.73	\$ 416.76
CITY OF COACHELLA	778-220-007	51816	SUNSET DR	Trash Service	1	\$ 34.73	\$ 416.76
CITY OF COACHELLA	778-220-008	51856	SUNSET DR	Trash Service	1	\$ 34.73	\$ 416.76
CITY OF COACHELLA	778-220-009	51876	SUNSET DR	Trash Service	1	\$ 34.73	\$ 416.76
CITY OF COACHELLA	778-220-010	51896	SUNSET DR	Trash Service	1	\$ 34.73	\$ 416.76
CITY OF COACHELLA	778-220-010	51896	SUNSET DR	Additional Trash	1	\$ 9.72	\$ 116.64
CITY OF COACHELLA	778-220-011	51916	SUNSET DR	Trash Service	1	\$ 34.73	\$ 416.76
CITY OF COACHELLA	778-220-012	51926	SUNSET DR	Trash Service	1	\$ 34.73	\$ 416.76
CITY OF COACHELLA	778-220-012	51926	SUNSET DR	Additional Trash	1	\$ 9.72	\$ 116.64
CITY OF COACHELLA	778-220-013	51936	SUNSET DR	Trash Service	1	\$ 34.73	\$ 416.76
CITY OF COACHELLA	778-220-013	51936	SUNSET DR	Additional Trash	1	\$ 9.72	\$ 116.64
CITY OF COACHELLA	778-220-014	51946	SUNSET DR	Trash Service	1	\$ 34.73	\$ 416.76
CITY OF COACHELLA	778-220-015	51956	SUNSET DR	Trash Service	1	\$ 34.73	\$ 416.76
CITY OF COACHELLA	778-220-016	51966	SUNSET DR	Trash Service	1	\$ 34.73	\$ 416.76
CITY OF COACHELLA	778-220-016	51966	SUNSET DR	Additional Recycle	1	\$ 9.72	\$ 116.64
CITY OF COACHELLA	778-220-017	51976	SUNSET DR	Trash Service	1	\$ 34.73	\$ 416.76
CITY OF COACHELLA	778-220-017	51976	SUNSET DR	Additional Trash	1	\$ 9.72	\$ 116.64
CITY OF COACHELLA	778-221-001	51801	SUNSET DR	Trash Service	1	\$ 34.73	\$ 416.76
CITY OF COACHELLA	778-221-001	51801	SUNSET DR	Additional Trash	1	\$ 9.72	\$ 116.64
CITY OF COACHELLA	778-221-002	51807	SUNSET DR	Trash Service	1	\$ 34.73	\$ 416.76
CITY OF COACHELLA	778-221-003	51815	SUNSET DR	Trash Service	1	\$ 34.73	\$ 416.76
CITY OF COACHELLA	778-221-003	51815	SUNSET DR	Additional Trash	1	\$ 9.72	\$ 116.64
CITY OF COACHELLA	778-221-004	51821	SUNSET DR	Trash Service	1	\$ 34.73	\$ 416.76
CITY OF COACHELLA	778-221-005	51855	SUNSET DR	Trash Service	1	\$ 34.73	\$ 416.76
CITY OF COACHELLA	778-221-006	51875	SUNSET DR	Trash Service	1	\$ 34.73	\$ 416.76
CITY OF COACHELLA	778-221-007	51895	SUNSET DR	Trash Service	1	\$ 34.73	\$ 416.76
CITY OF COACHELLA	778-221-008	51915	SUNSET DR	Trash Service	1	\$ 34.73	\$ 416.76
CITY OF COACHELLA	778-221-008	51915	SUNSET DR	Additional Trash	1	\$ 9.72	\$ 116.64
CITY OF COACHELLA	778-221-009	51925	SUNSET DR	Trash Service	1	\$ 34.73	\$ 416.76



### City of Coachella proposed 2024-25 Tax File

Customer Name	Parcel #	Address	Street	Service Level	Units	Total Monthly Rate	Total Annual Rate
CITY OF COACHELLA	778-221-009	51925	SUNSET DR	Additional Trash	1	\$ 9.72	\$ 116.64
CITY OF COACHELLA	778-221-010	51935	SUNSET DR	Trash Service	1	\$ 34.73	\$ 416.76
CITY OF COACHELLA	778-221-010	51935	SUNSET DR	Additional Trash	1	\$ 9.72	\$ 116.64
CITY OF COACHELLA	778-221-011	51945	SUNSET DR	Trash Service	1	\$ 34.73	\$ 416.76
CITY OF COACHELLA	778-221-012	51955	SUNSET DR	Trash Service	1	\$ 34.73	\$ 416.76
CITY OF COACHELLA	778-221-012	51955	SUNSET DR	Additional Trash	1	\$ 9.72	\$ 116.64
CITY OF COACHELLA	778-221-013	51965	SUNSET DR	Trash Service	1	\$ 34.73	\$ 416.76
CITY OF COACHELLA	778-240-001	52120	TRIPOLI WAY	Trash Service	1	\$ 34.73	\$ 416.76
CITY OF COACHELLA	778-240-001	52120	TRIPOLI WAY	Additional Trash	1	\$ 9.72	\$ 116.64
CITY OF COACHELLA	778-240-002	52138	TRIPOLI WAY	Trash Service	1	\$ 34.73	\$ 416.76
CITY OF COACHELLA	778-240-003	52156	TRIPOLI WAY	Trash Service	1	\$ 34.73	\$ 416.76
CITY OF COACHELLA	778-240-003	52156	TRIPOLI WAY	Additional Trash	1	\$ 9.72	\$ 116.64
CITY OF COACHELLA	778-240-004	52174	TRIPOLI WAY	Trash Service	1	\$ 34.73	\$ 416.76
CITY OF COACHELLA	778-240-005	52192	TRIPOLI WAY	Trash Service	1	\$ 34.73	\$ 416.76
CITY OF COACHELLA	778-240-006	52210	TRIPOLI WAY	Trash Service	1	\$ 34.73	\$ 416.76
CITY OF COACHELLA	778-240-006	52210	TRIPOLI WAY	Additional Trash	1	\$ 9.72	\$ 116.64
CITY OF COACHELLA	778-240-007	52228	TRIPOLI WAY	Trash Service	1	\$ 34.73	\$ 416.76
CITY OF COACHELLA	778-240-007	52228	TRIPOLI WAY	Additional Trash	1	\$ 9.72	\$ 116.64
CITY OF COACHELLA	778-240-007	52228	TRIPOLI WAY	Additional Recycle	1	\$ 9.72	\$ 116.64
CITY OF COACHELLA	778-240-008	52246	TRIPOLI WAY	Trash Service	1	\$ 34.73	\$ 416.76
CITY OF COACHELLA	778-240-008	52246	TRIPOLI WAY	Additional Trash	1	\$ 9.72	\$ 116.64
CITY OF COACHELLA	778-240-009	52264	TRIPOLI WAY	Trash Service	1	\$ 34.73	\$ 416.76
CITY OF COACHELLA	778-240-009	52264	TRIPOLI WAY	Additional Trash	1	\$ 9.72	\$ 116.64
CITY OF COACHELLA	778-240-010	52282	TRIPOLI WAY	Trash Service	1	\$ 34.73	\$ 416.76
CITY OF COACHELLA	778-240-010	52282	TRIPOLI WAY	Additional Trash	2	\$ 19.44	\$ 233.28
CITY OF COACHELLA	778-240-011	52300	TRIPOLI WAY	Trash Service	1	\$ 34.73	\$ 416.76
CITY OF COACHELLA	778-240-011	52300	TRIPOLI WAY	Additional Trash	1	\$ 9.72	\$ 116.64
CITY OF COACHELLA	778-240-012	52318	TRIPOLI WAY	Trash Service	1	\$ 34.73	\$ 416.76
CITY OF COACHELLA	778-240-013	52336	TRIPOLI WAY	Trash Service	1	\$ 34.73	\$ 416.76
CITY OF COACHELLA	778-240-014	52354	TRIPOLI WAY	Trash Service	1	\$ 34.73	\$ 416.76
CITY OF COACHELLA	778-240-014	52354	TRIPOLI WAY	Additional Trash	1	\$ 9.72	\$ 116.64
CITY OF COACHELLA	778-240-015	52372	TRIPOLI WAY	Trash Service	1	\$ 34.73	\$ 416.76
CITY OF COACHELLA	778-240-015	52372	TRIPOLI WAY	Additional Trash	1	\$ 9.72	\$ 116.64

### City of Coachella proposed 2024-25 Tax File

Customer Name	Parcel #	Address	Street	Service Level	Units	Total Monthly Rate	Total Annual Rate
CITY OF COACHELLA	778-240-016	52390	TRIPOLI WAY	Trash Service	1	\$ 34.73	\$ 416.76
CITY OF COACHELLA	778-240-016	52390	TRIPOLI WAY	Additional Trash	1	\$ 9.72	\$ 116.64
CITY OF COACHELLA	778-240-017	52408	TRIPOLI WAY	Trash Service	1	\$ 34.73	\$ 416.76
CITY OF COACHELLA	778-240-018	52426	TRIPOLI WAY	Trash Service	1	\$ 34.73	\$ 416.76
CITY OF COACHELLA	778-240-018	52426	TRIPOLI WAY	Additional Trash	1	\$ 9.72	\$ 116.64
CITY OF COACHELLA	778-240-019	52444	TRIPOLI WAY	Trash Service	1	\$ 34.73	\$ 416.76
CITY OF COACHELLA	778-240-020	52462	TRIPOLI WAY	Trash Service	1	\$ 34.73	\$ 416.76
CITY OF COACHELLA	778-241-001	52119	TRIPOLI WAY	Trash Service	1	\$ 34.73	\$ 416.76
CITY OF COACHELLA	778-241-001	52119	TRIPOLI WAY	Additional Trash	1	\$ 9.72	\$ 116.64
CITY OF COACHELLA	778-241-002	52137	TRIPOLI WAY	Trash Service	1	\$ 34.73	\$ 416.76
CITY OF COACHELLA	778-241-002	52137	TRIPOLI WAY	Additional Trash	1	\$ 9.72	\$ 116.64
CITY OF COACHELLA	778-241-003	52155	TRIPOLI WAY	Trash Service	1	\$ 34.73	\$ 416.76
CITY OF COACHELLA	778-241-004	52173	TRIPOLI WAY	Trash Service	1	\$ 34.73	\$ 416.76
CITY OF COACHELLA	778-241-004	52173	TRIPOLI WAY	Additional Trash	1	\$ 9.72	\$ 116.64
CITY OF COACHELLA	778-241-005	52191	TRIPOLI WAY	Trash Service	1	\$ 34.73	\$ 416.76
CITY OF COACHELLA	778-241-005	52191	TRIPOLI WAY	Additional Trash	1	\$ 9.72	\$ 116.64
CITY OF COACHELLA	778-241-006	52211	TRIPOLI WAY	Trash Service	1	\$ 34.73	\$ 416.76
CITY OF COACHELLA	778-241-007	52229	TRIPOLI WAY	Trash Service	1	\$ 34.73	\$ 416.76
CITY OF COACHELLA	778-241-008	52247	TRIPOLI WAY	Trash Service	1	\$ 34.73	\$ 416.76
CITY OF COACHELLA	778-241-008	52247	TRIPOLI WAY	Additional Trash	1	\$ 9.72	\$ 116.64
CITY OF COACHELLA	778-241-009	52265	TRIPOLI WAY	Trash Service	2	\$ 69.46	\$ 833.52
CITY OF COACHELLA	778-241-010	52283	TRIPOLI WAY	Trash Service	1	\$ 34.73	\$ 416.76
CITY OF COACHELLA	778-241-011	52299	TRIPOLI WAY	Trash Service	1	\$ 34.73	\$ 416.76
CITY OF COACHELLA	778-241-012	52317	TRIPOLI WAY	Trash Service	1	\$ 34.73	\$ 416.76
CITY OF COACHELLA	778-241-013	52335	TRIPOLI WAY	Trash Service	1	\$ 34.73	\$ 416.76
CITY OF COACHELLA	778-241-013	52335	TRIPOLI WAY	Additional Trash	1	\$ 9.72	\$ 116.64
CITY OF COACHELLA	778-241-014	52353	TRIPOLI WAY	Trash Service	1	\$ 34.73	\$ 416.76
CITY OF COACHELLA	778-241-015	52371	TRIPOLI WAY	Trash Service	1	\$ 34.73	\$ 416.76
CITY OF COACHELLA	778-241-015	52371	TRIPOLI WAY	Additional Trash	1	\$ 9.72	\$ 116.64
CITY OF COACHELLA	778-241-016	52389	TRIPOLI WAY	Trash Service	1	\$ 34.73	\$ 416.76
CITY OF COACHELLA	778-241-016	52389	TRIPOLI WAY	Additional Trash	1	\$ 9.72	\$ 116.64
CITY OF COACHELLA	778-241-017	52407	TRIPOLI WAY	Trash Service	1	\$ 34.73	\$ 416.76
CITY OF COACHELLA	778-241-017	52407	TRIPOLI WAY	Additional Trash	1	\$ 9.72	\$ 116.64

### City of Coachella proposed 2024-25 Tax File

Customer Name	Parcel #	Address	Street	Service Level	Units	Total Monthly Rate	Total Annual Rate
CITY OF COACHELLA	778-241-018	52425	TRIPOLI WAY	Trash Service	1	\$ 34.73	\$ 416.76
CITY OF COACHELLA	778-241-019	52443	TRIPOLI WAY	Trash Service	1	\$ 34.73	\$ 416.76
CITY OF COACHELLA	778-241-019	52443	TRIPOLI WAY	Additional Trash	1	\$ 9.72	\$ 116.64
CITY OF COACHELLA	778-241-020	52461	TRIPOLI WAY	Trash Service	1	\$ 34.73	\$ 416.76
CITY OF COACHELLA	778-241-020	52461	TRIPOLI WAY	Additional Trash	2	\$ 19.44	\$ 233.28
CITY OF COACHELLA	778-241-021	52120	JENNIFER WAY	Trash Service	1	\$ 34.73	\$ 416.76
CITY OF COACHELLA	778-241-021	52120	JENNIFER WAY	Additional Trash	1	\$ 9.72	\$ 116.64
CITY OF COACHELLA	778-241-022	52138	JENNIFER WAY	Trash Service	1	\$ 34.73	\$ 416.76
CITY OF COACHELLA	778-241-022	52138	JENNIFER WAY	Additional Trash	1	\$ 9.72	\$ 116.64
CITY OF COACHELLA	778-241-023	52156	JENNIFER WAY	Trash Service	1	\$ 34.73	\$ 416.76
CITY OF COACHELLA	778-241-024	52174	JENNIFER WAY	Trash Service	1	\$ 34.73	\$ 416.76
CITY OF COACHELLA	778-241-025	52192	JENNIFER WAY	Trash Service	1	\$ 34.73	\$ 416.76
CITY OF COACHELLA	778-241-025	52192	JENNIFER WAY	Additional Trash	1	\$ 9.72	\$ 116.64
CITY OF COACHELLA	778-241-026	52210	JENNIFER WAY	Trash Service	1	\$ 34.73	\$ 416.76
CITY OF COACHELLA	778-241-027	52228	JENNIFER WAY	Trash Service	1	\$ 34.73	\$ 416.76
CITY OF COACHELLA	778-241-028	52246	JENNIFER WAY	Trash Service	1	\$ 34.73	\$ 416.76
CITY OF COACHELLA	778-241-029	52264	JENNIFER WAY	Trash Service	1	\$ 34.73	\$ 416.76
CITY OF COACHELLA	778-241-029	52264	JENNIFER WAY	Additional Trash	1	\$ 9.72	\$ 116.64
CITY OF COACHELLA	778-241-030	52282	JENNIFER WAY	Trash Service	1	\$ 34.73	\$ 416.76
CITY OF COACHELLA	778-241-031	52300	JENNIFER WAY	Trash Service	1	\$ 34.73	\$ 416.76
CITY OF COACHELLA	778-241-032	52318	JENNIFER WAY	Trash Service	1	\$ 34.73	\$ 416.76
CITY OF COACHELLA	778-241-033	52336	JENNIFER WAY	Trash Service	1	\$ 34.73	\$ 416.76
CITY OF COACHELLA	778-241-033	52336	JENNIFER WAY	Additional Trash	1	\$ 9.72	\$ 116.64
CITY OF COACHELLA	778-241-034	52354	JENNIFER WAY	Trash Service	1	\$ 34.73	\$ 416.76
CITY OF COACHELLA	778-241-034	52354	JENNIFER WAY	Additional Trash	2	\$ 19.44	\$ 233.28
CITY OF COACHELLA	778-241-035	52372	JENNIFER WAY	Trash Service	1	\$ 34.73	\$ 416.76
CITY OF COACHELLA	778-241-035	52372	JENNIFER WAY	Additional Recycle	1	\$ 9.72	\$ 116.64
CITY OF COACHELLA	778-241-036	52390	JENNIFER WAY	Trash Service	1	\$ 34.73	\$ 416.76
CITY OF COACHELLA	778-241-037	52408	JENNIFER WAY	Trash Service	1	\$ 34.73	\$ 416.76
CITY OF COACHELLA	778-241-038	52426	JENNIFER WAY	Trash Service	1	\$ 34.73	\$ 416.76
CITY OF COACHELLA	778-241-038	52426	JENNIFER WAY	Additional Trash	1	\$ 9.72	\$ 116.64
CITY OF COACHELLA	778-241-039	52444	JENNIFER WAY	Trash Service	1	\$ 34.73	\$ 416.76
CITY OF COACHELLA	778-241-040	52462	JENNIFER WAY	Trash Service	1	\$ 34.73	\$ 416.76

### City of Coachella proposed 2024-25 Tax File

Customer Name	Parcel #	Address	Street	Service Level	Units	Total Monthly Rate	Total Annual Rate
CITY OF COACHELLA	778-241-040	52462	JENNIFER WAY	Additional Trash	2	\$ 19.44	\$ 233.28
CITY OF COACHELLA	778-241-040	52462	JENNIFER WAY	Additional Recycle	1	\$ 9.72	\$ 116.64
CITY OF COACHELLA	778-242-001	52119	JENNIFER WAY	Trash Service	1	\$ 34.73	\$ 416.76
CITY OF COACHELLA	778-242-001	52119	JENNIFER WAY	Additional Trash	2	\$ 19.44	\$ 233.28
CITY OF COACHELLA	778-242-002	52137	JENNIFER WAY	Trash Service	1	\$ 34.73	\$ 416.76
CITY OF COACHELLA	778-242-003	52155	JENNIFER WAY	Trash Service	1	\$ 34.73	\$ 416.76
CITY OF COACHELLA	778-242-003	52155	JENNIFER WAY	Additional Trash	1	\$ 9.72	\$ 116.64
CITY OF COACHELLA	778-242-004	52173	JENNIFER WAY	Trash Service	1	\$ 34.73	\$ 416.76
CITY OF COACHELLA	778-242-004	52173	JENNIFER WAY	Additional Trash	1	\$ 9.72	\$ 116.64
CITY OF COACHELLA	778-242-005	52191	JENNIFER WAY	Trash Service	1	\$ 34.73	\$ 416.76
CITY OF COACHELLA	778-242-006	52211	JENNIFER WAY	Trash Service	1	\$ 34.73	\$ 416.76
CITY OF COACHELLA	778-242-006	52211	JENNIFER WAY	Additional Trash	1	\$ 9.72	\$ 116.64
CITY OF COACHELLA	778-242-007	52229	JENNIFER WAY	Trash Service	1	\$ 34.73	\$ 416.76
CITY OF COACHELLA	778-242-008	52247	JENNIFER WAY	Trash Service	1	\$ 34.73	\$ 416.76
CITY OF COACHELLA	778-242-009	52265	JENNIFER WAY	Trash Service	1	\$ 34.73	\$ 416.76
CITY OF COACHELLA	778-242-010	52283	JENNIFER WAY	Trash Service	1	\$ 34.73	\$ 416.76
CITY OF COACHELLA	778-242-011	52299	JENNIFER WAY	Trash Service	1	\$ 34.73	\$ 416.76
CITY OF COACHELLA	778-242-011	52299	JENNIFER WAY	Additional Trash	1	\$ 9.72	\$ 116.64
CITY OF COACHELLA	778-242-012	52317	JENNIFER WAY	Trash Service	1	\$ 34.73	\$ 416.76
CITY OF COACHELLA	778-242-012	52317	JENNIFER WAY	Additional Trash	1	\$ 9.72	\$ 116.64
CITY OF COACHELLA	778-242-013	52335	JENNIFER WAY	Trash Service	1	\$ 34.73	\$ 416.76
CITY OF COACHELLA	778-242-014	52353	JENNIFER WAY	Trash Service	1	\$ 34.73	\$ 416.76
CITY OF COACHELLA	778-242-015	52371	JENNIFER WAY	Trash Service	1	\$ 34.73	\$ 416.76
CITY OF COACHELLA	778-242-016	52389	JENNIFER WAY	Trash Service	1	\$ 34.73	\$ 416.76
CITY OF COACHELLA	778-242-017	52407	JENNIFER WAY	Trash Service	1	\$ 34.73	\$ 416.76
CITY OF COACHELLA	778-242-017	52407	JENNIFER WAY	Additional Trash	1	\$ 9.72	\$ 116.64
CITY OF COACHELLA	778-242-018	52425	JENNIFER WAY	Trash Service	1	\$ 34.73	\$ 416.76
CITY OF COACHELLA	778-242-019	52443	JENNIFER WAY	Trash Service	1	\$ 34.73	\$ 416.76
CITY OF COACHELLA	778-242-020	85225	VALLEY ROAD	Trash Service	1	\$ 34.73	\$ 416.76
CITY OF COACHELLA	778-250-001	85296	AVE 52	Trash Service	1	\$ 34.73	\$ 416.76
CITY OF COACHELLA	778-250-002	52138	NELSON AVE	Trash Service	1	\$ 34.73	\$ 416.76
CITY OF COACHELLA	778-250-003	52156	NELSON AVE	Trash Service	1	\$ 34.73	\$ 416.76
CITY OF COACHELLA	778-250-003	52156	NELSON AVE	Additional Trash	1	\$ 9.72	\$ 116.64

### City of Coachella proposed 2024-25 Tax File

Customer Name	Parcel #	Address	Street	Service Level	Units	Total Monthly Rate	Total Annual Rate
CITY OF COACHELLA	778-250-004	52174	NELSON AVE	Trash Service	1	\$ 34.73	\$ 416.76
CITY OF COACHELLA	778-250-004	52174	NELSON AVE	Additional Trash	1	\$ 9.72	\$ 116.64
CITY OF COACHELLA	778-250-005	52192	NELSON AVE	Trash Service	1	\$ 34.73	\$ 416.76
CITY OF COACHELLA	778-250-005	52192	NELSON AVE	Additional Trash	1	\$ 9.72	\$ 116.64
CITY OF COACHELLA	778-250-006	52210	NELSON AVE	Trash Service	1	\$ 34.73	\$ 416.76
CITY OF COACHELLA	778-250-007	52228	NELSON AVE	Trash Service	1	\$ 34.73	\$ 416.76
CITY OF COACHELLA	778-250-007	52228	NELSON AVE	Additional Trash	1	\$ 9.72	\$ 116.64
CITY OF COACHELLA	778-250-008	52246	NELSON AVE	Trash Service	1	\$ 34.73	\$ 416.76
CITY OF COACHELLA	778-250-009	52264	NELSON AVE	Trash Service	1	\$ 34.73	\$ 416.76
CITY OF COACHELLA	778-250-009	52264	NELSON AVE	Additional Trash	1	\$ 9.72	\$ 116.64
CITY OF COACHELLA	778-250-010	52282	NELSON AVE	Trash Service	1	\$ 34.73	\$ 416.76
CITY OF COACHELLA	778-250-011	52300	NELSON AVE	Trash Service	1	\$ 34.73	\$ 416.76
CITY OF COACHELLA	778-250-011	52300	NELSON AVE	Additional Trash	1	\$ 9.72	\$ 116.64
CITY OF COACHELLA	778-250-012	52318	NELSON AVE	Trash Service	1	\$ 34.73	\$ 416.76
CITY OF COACHELLA	778-250-012	52318	NELSON AVE	Additional Trash	1	\$ 9.72	\$ 116.64
CITY OF COACHELLA	778-250-013	52336	NELSON AVE	Trash Service	1	\$ 34.73	\$ 416.76
CITY OF COACHELLA	778-250-013	52336	NELSON AVE	Additional Trash	1	\$ 9.72	\$ 116.64
CITY OF COACHELLA	778-250-013	52336	NELSON AVE	Additional Recycle	1	\$ 9.72	\$ 116.64
CITY OF COACHELLA	778-250-014	52354	NELSON AVE	Trash Service	1	\$ 34.73	\$ 416.76
CITY OF COACHELLA	778-250-015	52372	NELSON AVE	Trash Service	1	\$ 34.73	\$ 416.76
CITY OF COACHELLA	778-250-016	52390	NELSON AVE	Trash Service	1	\$ 34.73	\$ 416.76
CITY OF COACHELLA	778-250-017	52408	NELSON AVE	Trash Service	1	\$ 34.73	\$ 416.76
CITY OF COACHELLA	778-250-018	52426	NELSON AVE	Trash Service	1	\$ 34.73	\$ 416.76
CITY OF COACHELLA	778-250-019	52444	NELSON AVE	Trash Service	1	\$ 34.73	\$ 416.76
CITY OF COACHELLA	778-250-019	52444	NELSON AVE	Additional Trash	1	\$ 9.72	\$ 116.64
CITY OF COACHELLA	778-250-020	52462	NELSON AVE	Trash Service	1	\$ 34.73	\$ 416.76
CITY OF COACHELLA	778-251-001	85286	AVE 52	Trash Service	1	\$ 34.73	\$ 416.76
CITY OF COACHELLA	778-251-001	85286	AVE 52	Additional Trash	1	\$ 9.72	\$ 116.64
CITY OF COACHELLA	778-251-002	52137	NELSON AVE	Trash Service	1	\$ 34.73	\$ 416.76
CITY OF COACHELLA	778-251-003	52155	NELSON AVE	Trash Service	1	\$ 34.73	\$ 416.76
CITY OF COACHELLA	778-251-004	52173	NELSON AVE	Trash Service	1	\$ 34.73	\$ 416.76
CITY OF COACHELLA	778-251-004	52173	NELSON AVE	Additional Trash	1	\$ 9.72	\$ 116.64
CITY OF COACHELLA	778-251-005	52191	NELSON AVE	Trash Service	2	\$ 69.46	\$ 833.52

### City of Coachella proposed 2024-25 Tax File

Customer Name	Parcel #	Address	Street	Service Level	Units	Total Monthly Rate	Total Annual Rate
CITY OF COACHELLA	778-251-006	52209	NELSON AVE	Trash Service	1	\$ 34.73	\$ 416.76
CITY OF COACHELLA	778-251-007	52227	NELSON AVE	Trash Service	1	\$ 34.73	\$ 416.76
CITY OF COACHELLA	778-251-007	52227	NELSON AVE	Additional Trash	1	\$ 9.72	\$ 116.64
CITY OF COACHELLA	778-251-008	52245	NELSON AVE	Trash Service	1	\$ 34.73	\$ 416.76
CITY OF COACHELLA	778-251-009	52263	NELSON AVE	Trash Service	1	\$ 34.73	\$ 416.76
CITY OF COACHELLA	778-251-010	52281	NELSON AVE	Trash Service	1	\$ 34.73	\$ 416.76
CITY OF COACHELLA	778-251-011	52299	NELSON AVE	Trash Service	1	\$ 34.73	\$ 416.76
CITY OF COACHELLA	778-251-012	52317	NELSON AVE	Trash Service	1	\$ 34.73	\$ 416.76
CITY OF COACHELLA	778-251-012	52317	NELSON AVE	Additional Trash	1	\$ 9.72	\$ 116.64
CITY OF COACHELLA	778-251-013	52335	NELSON AVE	Trash Service	1	\$ 34.73	\$ 416.76
CITY OF COACHELLA	778-251-014	52353	NELSON AVE	Trash Service	1	\$ 34.73	\$ 416.76
CITY OF COACHELLA	778-251-014	52353	NELSON AVE	Additional Trash	1	\$ 9.72	\$ 116.64
CITY OF COACHELLA	778-251-015	52371	NELSON AVE	Trash Service	1	\$ 34.73	\$ 416.76
CITY OF COACHELLA	778-251-015	52371	NELSON AVE	Additional Trash	1	\$ 9.72	\$ 116.64
CITY OF COACHELLA	778-251-016	52389	NELSON AVE	Trash Service	1	\$ 34.73	\$ 416.76
CITY OF COACHELLA	778-251-016	52389	NELSON AVE	Additional Trash	1	\$ 9.72	\$ 116.64
CITY OF COACHELLA	778-251-017	52407	NELSON AVE	Trash Service	1	\$ 34.73	\$ 416.76
CITY OF COACHELLA	778-251-018	52425	NELSON AVE	Trash Service	1	\$ 34.73	\$ 416.76
CITY OF COACHELLA	778-251-019	52443	NELSON AVE	Trash Service	1	\$ 34.73	\$ 416.76
CITY OF COACHELLA	778-251-019	52443	NELSON AVE	Additional Trash	1	\$ 9.72	\$ 116.64
CITY OF COACHELLA	778-251-019	52443	NELSON AVE	Additional Recycle	1	\$ 9.72	\$ 116.64
CITY OF COACHELLA	778-251-020	52461	NELSON AVE	Trash Service	1	\$ 34.73	\$ 416.76
CITY OF COACHELLA	778-251-020	52461	NELSON AVE	Additional Trash	1	\$ 9.72	\$ 116.64
CITY OF COACHELLA	778-251-020	52461	NELSON AVE	Additional Recycle	1	\$ 9.72	\$ 116.64
CITY OF COACHELLA	778-251-021	85276	AVE 52	Trash Service	1	\$ 34.73	\$ 416.76
CITY OF COACHELLA	778-251-021	85276	AVE 52	Additional Trash	1	\$ 9.72	\$ 116.64
CITY OF COACHELLA	778-251-022	52138	MORGAN AVE	Trash Service	1	\$ 34.73	\$ 416.76
CITY OF COACHELLA	778-251-023	52156	MORGAN AVE	Trash Service	1	\$ 34.73	\$ 416.76
CITY OF COACHELLA	778-251-024	52174	MORGAN AVE	Trash Service	1	\$ 34.73	\$ 416.76
CITY OF COACHELLA	778-251-024	52174	MORGAN AVE	Additional Trash	1	\$ 9.72	\$ 116.64
CITY OF COACHELLA	778-251-025	52192	MORGAN AVE	Trash Service	1	\$ 34.73	\$ 416.76
CITY OF COACHELLA	778-251-025	52192	MORGAN AVE	Additional Trash	1	\$ 9.72	\$ 116.64
CITY OF COACHELLA	778-251-025	52192	MORGAN AVE	Additional Recycle	1	\$ 9.72	\$ 116.64

### City of Coachella proposed 2024-25 Tax File

Customer Name	Parcel #	Address	Street	Service Level	Units	Total Monthly Rate	Total Annual Rate
CITY OF COACHELLA	778-251-026	52210	MORGAN AVE	Trash Service	1	\$ 34.73	\$ 416.76
CITY OF COACHELLA	778-251-027	52228	MORGAN AVE	Trash Service	1	\$ 34.73	\$ 416.76
CITY OF COACHELLA	778-251-028	52246	MORGAN AVE	Trash Service	1	\$ 34.73	\$ 416.76
CITY OF COACHELLA	778-251-028	52246	MORGAN AVE	Additional Trash	1	\$ 9.72	\$ 116.64
CITY OF COACHELLA	778-251-029	52264	MORGAN AVE	Trash Service	1	\$ 34.73	\$ 416.76
CITY OF COACHELLA	778-251-030	52282	MORGAN AVE	Trash Service	1	\$ 34.73	\$ 416.76
CITY OF COACHELLA	778-251-031	52300	MORGAN AVE	Trash Service	1	\$ 34.73	\$ 416.76
CITY OF COACHELLA	778-251-031	52300	MORGAN AVE	Additional Trash	1	\$ 9.72	\$ 116.64
CITY OF COACHELLA	778-251-032	52318	MORGAN AVE	Trash Service	1	\$ 34.73	\$ 416.76
CITY OF COACHELLA	778-251-033	52336	MORGAN AVE	Trash Service	1	\$ 34.73	\$ 416.76
CITY OF COACHELLA	778-251-034	52354	MORGAN AVE	Trash Service	1	\$ 34.73	\$ 416.76
CITY OF COACHELLA	778-251-034	52354	MORGAN AVE	Additional Trash	1	\$ 9.72	\$ 116.64
CITY OF COACHELLA	778-251-035	52372	MORGAN AVE	Trash Service	1	\$ 34.73	\$ 416.76
CITY OF COACHELLA	778-251-035	52372	MORGAN AVE	Additional Trash	2	\$ 19.44	\$ 233.28
CITY OF COACHELLA	778-251-036	52390	MORGAN AVE	Trash Service	1	\$ 34.73	\$ 416.76
CITY OF COACHELLA	778-251-037	52408	MORGAN AVE	Trash Service	1	\$ 34.73	\$ 416.76
CITY OF COACHELLA	778-251-038	52426	MORGAN AVE	Trash Service	1	\$ 34.73	\$ 416.76
CITY OF COACHELLA	778-251-039	52444	MORGAN AVE	Trash Service	1	\$ 34.73	\$ 416.76
CITY OF COACHELLA	778-251-039	52444	MORGAN AVE	Additional Trash	1	\$ 9.72	\$ 116.64
CITY OF COACHELLA	778-251-040	85275	VALLEY ROAD	Trash Service	1	\$ 34.73	\$ 416.76
CITY OF COACHELLA	778-251-040	85275	VALLEY ROAD	Additional Trash	1	\$ 9.72	\$ 116.64
CITY OF COACHELLA	778-251-040	85275	VALLEY ROAD	Additional Organics	1	\$ 9.72	\$ 116.64
CITY OF COACHELLA	778-252-001	85266	AVE 52	Trash Service	1	\$ 34.73	\$ 416.76
CITY OF COACHELLA	778-252-002	52137	MORGAN AVE	Trash Service	1	\$ 34.73	\$ 416.76
CITY OF COACHELLA	778-252-002	52137	MORGAN AVE	Additional Trash	1	\$ 9.72	\$ 116.64
CITY OF COACHELLA	778-252-002	52137	MORGAN AVE	Additional Recycle	1	\$ 9.72	\$ 116.64
CITY OF COACHELLA	778-252-003	52155	MORGAN AVE	Trash Service	1	\$ 34.73	\$ 416.76
CITY OF COACHELLA	778-252-004	52173	MORGAN AVE	Trash Service	1	\$ 34.73	\$ 416.76
CITY OF COACHELLA	778-252-005	52191	MORGAN AVE	Trash Service	1	\$ 34.73	\$ 416.76
CITY OF COACHELLA	778-252-006	52209	MORGAN AVE	Trash Service	1	\$ 34.73	\$ 416.76
CITY OF COACHELLA	778-252-007	52227	MORGAN AVE	Trash Service	1	\$ 34.73	\$ 416.76
CITY OF COACHELLA	778-252-008	52245	MORGAN AVE	Trash Service	1	\$ 34.73	\$ 416.76
CITY OF COACHELLA	778-252-008	52245	MORGAN AVE	Additional Trash	1	\$ 9.72	\$ 116.64



### City of Coachella proposed 2024-25 Tax File

Customer Name	Parcel #	Address	Street	Service Level	Units	Total Monthly Rate	Total Annual Rate
CITY OF COACHELLA	778-252-009	52263	MORGAN AVE	Trash Service	1	\$ 34.73	\$ 416.76
CITY OF COACHELLA	778-252-009	52263	MORGAN AVE	Additional Trash	1	\$ 9.72	\$ 116.64
CITY OF COACHELLA	778-252-010	52281	MORGAN AVE	Trash Service	1	\$ 34.73	\$ 416.76
CITY OF COACHELLA	778-252-010	52281	MORGAN AVE	Additional Trash	1	\$ 9.72	\$ 116.64
CITY OF COACHELLA	778-252-011	52299	MORGAN AVE	Trash Service	1	\$ 34.73	\$ 416.76
CITY OF COACHELLA	778-252-011	52299	MORGAN AVE	Additional Trash	1	\$ 9.72	\$ 116.64
CITY OF COACHELLA	778-252-012	52317	MORGAN AVE	Trash Service	1	\$ 34.73	\$ 416.76
CITY OF COACHELLA	778-252-013	52335	MORGAN AVE	Trash Service	1	\$ 34.73	\$ 416.76
CITY OF COACHELLA	778-252-014	52353	MORGAN AVE	Trash Service	1	\$ 34.73	\$ 416.76
CITY OF COACHELLA	778-252-015	52371	MORGAN AVE	Trash Service	1	\$ 34.73	\$ 416.76
CITY OF COACHELLA	778-252-016	52389	MORGAN AVE	Trash Service	1	\$ 34.73	\$ 416.76
CITY OF COACHELLA	778-252-017	52407	MORGAN AVE	Trash Service	1	\$ 34.73	\$ 416.76
CITY OF COACHELLA	778-252-018	52425	MORGAN AVE	Trash Service	1	\$ 34.73	\$ 416.76
CITY OF COACHELLA	778-252-018	52425	MORGAN AVE	Additional Trash	1	\$ 9.72	\$ 116.64
CITY OF COACHELLA	778-252-019	52443	MORGAN AVE	Trash Service	1	\$ 34.73	\$ 416.76
CITY OF COACHELLA	778-252-020	85265	VALLEY ROAD	Trash Service	1	\$ 34.73	\$ 416.76
CITY OF COACHELLA	778-260-001	52124	DOS PALMAS AVE	Trash Service	1	\$ 34.73	\$ 416.76
CITY OF COACHELLA	778-260-002	52138	DOS PALMAS AVE	Trash Service	1	\$ 34.73	\$ 416.76
CITY OF COACHELLA	778-260-003	52156	DOS PALMAS AVE	Trash Service	1	\$ 34.73	\$ 416.76
CITY OF COACHELLA	778-260-003	52156	DOS PALMAS AVE	Additional Trash	1	\$ 9.72	\$ 116.64
CITY OF COACHELLA	778-260-004	52174	DOS PALMAS AVE	Trash Service	1	\$ 34.73	\$ 416.76
CITY OF COACHELLA	778-260-005	52192	DOS PALMAS AVE	Trash Service	1	\$ 34.73	\$ 416.76
CITY OF COACHELLA	778-260-005	52192	DOS PALMAS AVE	Additional Trash	1	\$ 9.72	\$ 116.64
CITY OF COACHELLA	778-260-006	52212	DOS PALMAS AVE	Trash Service	1	\$ 34.73	\$ 416.76
CITY OF COACHELLA	778-260-007	52234	DOS PALMAS AVE	Trash Service	1	\$ 34.73	\$ 416.76
CITY OF COACHELLA	778-260-007	52234	DOS PALMAS AVE	Additional Trash	1	\$ 9.72	\$ 116.64
CITY OF COACHELLA	778-260-008	52258	DOS PALMAS AVE	Trash Service	1	\$ 34.73	\$ 416.76
CITY OF COACHELLA	778-260-008	52258	DOS PALMAS AVE	Additional Trash	1	\$ 9.72	\$ 116.64
CITY OF COACHELLA	778-260-008	52258	DOS PALMAS AVE	Additional Organics	1	\$ 9.72	\$ 116.64
CITY OF COACHELLA	778-260-009	52280	DOS PALMAS AVE	Trash Service	1	\$ 34.73	\$ 416.76
CITY OF COACHELLA	778-260-009	52280	DOS PALMAS AVE	Additional Trash	1	\$ 9.72	\$ 116.64
CITY OF COACHELLA	778-260-010	52296	DOS PALMAS AVE	Trash Service	1	\$ 34.73	\$ 416.76
CITY OF COACHELLA	778-260-011	52316	DOS PALMAS AVE	Trash Service	1	\$ 34.73	\$ 416.76

### City of Coachella proposed 2024-25 Tax File

Customer Name	Parcel #	Address	Street	Service Level	Units	Total Monthly Rate	Total Annual Rate
CITY OF COACHELLA	778-260-012	52336	DOS PALMAS AVE	Trash Service	1	\$ 34.73	\$ 416.76
CITY OF COACHELLA	778-260-012	52336	DOS PALMAS AVE	Additional Trash	1	\$ 9.72	\$ 116.64
CITY OF COACHELLA	778-260-012	52336	DOS PALMAS AVE	Additional Organics	1	\$ 9.72	\$ 116.64
CITY OF COACHELLA	778-260-012	52336	DOS PALMAS AVE	Additional Recycle	1	\$ 9.72	\$ 116.64
CITY OF COACHELLA	778-260-013	52356	DOS PALMAS AVE	Trash Service	1	\$ 34.73	\$ 416.76
CITY OF COACHELLA	778-260-014	52374	DOS PALMAS AVE	Trash Service	1	\$ 34.73	\$ 416.76
CITY OF COACHELLA	778-260-014	52374	DOS PALMAS AVE	Additional Trash	1	\$ 9.72	\$ 116.64
CITY OF COACHELLA	778-260-015	52390	DOS PALMAS AVE	Trash Service	1	\$ 34.73	\$ 416.76
CITY OF COACHELLA	778-260-016	52408	DOS PALMAS AVE	Trash Service	1	\$ 34.73	\$ 416.76
CITY OF COACHELLA	778-260-016	52408	DOS PALMAS AVE	Additional Trash	1	\$ 9.72	\$ 116.64
CITY OF COACHELLA	778-260-017	52426	DOS PALMAS AVE	Trash Service	1	\$ 34.73	\$ 416.76
CITY OF COACHELLA	778-260-017	52426	DOS PALMAS AVE	Additional Trash	1	\$ 9.72	\$ 116.64
CITY OF COACHELLA	778-260-018	52448	DOS PALMAS AVE	Trash Service	1	\$ 34.73	\$ 416.76
CITY OF COACHELLA	778-260-018	52448	DOS PALMAS AVE	Additional Trash	1	\$ 9.72	\$ 116.64
CITY OF COACHELLA	778-261-001	52119	DOS PALMAS AVE	Trash Service	1	\$ 34.73	\$ 416.76
CITY OF COACHELLA	778-261-002	52137	DOS PALMAS AVE	Trash Service	1	\$ 34.73	\$ 416.76
CITY OF COACHELLA	778-261-003	52155	DOS PALMAS AVE	Trash Service	2	\$ 69.46	\$ 833.52
CITY OF COACHELLA	778-261-004	52173	DOS PALMAS AVE	Trash Service	1	\$ 34.73	\$ 416.76
CITY OF COACHELLA	778-261-005	52191	DOS PALMAS AVE	Trash Service	1	\$ 34.73	\$ 416.76
CITY OF COACHELLA	778-261-006	52211	DOS PALMAS AVE	Trash Service	1	\$ 34.73	\$ 416.76
CITY OF COACHELLA	778-261-006	52211	DOS PALMAS AVE	Additional Trash	1	\$ 9.72	\$ 116.64
CITY OF COACHELLA	778-261-007	52233	DOS PALMAS AVE	Trash Service	1	\$ 34.73	\$ 416.76
CITY OF COACHELLA	778-261-007	52233	DOS PALMAS AVE	Additional Trash	1	\$ 9.72	\$ 116.64
CITY OF COACHELLA	778-261-008	52257	DOS PALMAS AVE	Trash Service	1	\$ 34.73	\$ 416.76
CITY OF COACHELLA	778-261-008	52257	DOS PALMAS AVE	Additional Trash	1	\$ 9.72	\$ 116.64
CITY OF COACHELLA	778-261-009	52279	DOS PALMAS AVE	Trash Service	1	\$ 34.73	\$ 416.76
CITY OF COACHELLA	778-261-009	52279	DOS PALMAS AVE	Additional Organics	1	\$ 9.72	\$ 116.64
CITY OF COACHELLA	778-261-010	52295	DOS PALMAS AVE	Trash Service	1	\$ 34.73	\$ 416.76
CITY OF COACHELLA	778-261-010	52295	DOS PALMAS AVE	Additional Trash	1	\$ 9.72	\$ 116.64
CITY OF COACHELLA	778-261-011	52317	DOS PALMAS AVE	Trash Service	1	\$ 34.73	\$ 416.76
CITY OF COACHELLA	778-261-012	52335	DOS PALMAS AVE	Trash Service	1	\$ 34.73	\$ 416.76
CITY OF COACHELLA	778-261-012	52335	DOS PALMAS AVE	Additional Trash	1	\$ 9.72	\$ 116.64
CITY OF COACHELLA	778-261-013	52355	DOS PALMAS AVE	Trash Service	1	\$ 34.73	\$ 416.76

### City of Coachella proposed 2024-25 Tax File

Customer Name	Parcel #	Address	Street	Service Level	Units	Total Monthly Rate	Total Annual Rate
CITY OF COACHELLA	778-261-013	52355	DOS PALMAS AVE	Additional Trash	1	\$ 9.72	\$ 116.64
CITY OF COACHELLA	778-261-014	52371	DOS PALMAS AVE	Trash Service	1	\$ 34.73	\$ 416.76
CITY OF COACHELLA	778-261-014	52371	DOS PALMAS AVE	Additional Trash	1	\$ 9.72	\$ 116.64
CITY OF COACHELLA	778-261-015	52391	DOS PALMAS AVE	Trash Service	1	\$ 34.73	\$ 416.76
CITY OF COACHELLA	778-261-015	52391	DOS PALMAS AVE	Additional Trash	1	\$ 9.72	\$ 116.64
CITY OF COACHELLA	778-261-016	52409	DOS PALMAS AVE	Trash Service	1	\$ 34.73	\$ 416.76
CITY OF COACHELLA	778-261-017	52427	DOS PALMAS AVE	Trash Service	1	\$ 34.73	\$ 416.76
CITY OF COACHELLA	778-261-017	52427	DOS PALMAS AVE	Additional Trash	1	\$ 9.72	\$ 116.64
CITY OF COACHELLA	778-261-018	52447	DOS PALMAS AVE	Trash Service	1	\$ 34.73	\$ 416.76
CITY OF COACHELLA	778-261-018	52447	DOS PALMAS AVE	Additional Trash	1	\$ 9.72	\$ 116.64
CITY OF COACHELLA	778-261-019	52120	OASIS PALMS AVE	Trash Service	1	\$ 34.73	\$ 416.76
CITY OF COACHELLA	778-261-019	52124	OASIS PALMS AVE	Trash Service	1	\$ 34.73	\$ 416.76
CITY OF COACHELLA	778-261-020	52132	OASIS PALMS AVE	Trash Service	1	\$ 34.73	\$ 416.76
CITY OF COACHELLA	778-261-020	52132	OASIS PALMS AVE	Additional Trash	1	\$ 9.72	\$ 116.64
CITY OF COACHELLA	778-261-020	52128	OASIS PALMS AVE	Trash Service	1	\$ 34.73	\$ 416.76
CITY OF COACHELLA	778-261-020	52128	OASIS PALMS AVE	Additional Trash	1	\$ 9.72	\$ 116.64
CITY OF COACHELLA	778-261-021	52156	OASIS PALMS AVE	Trash Service	1	\$ 34.73	\$ 416.76
CITY OF COACHELLA	778-261-022	52174	OASIS PALMS AVE	Trash Service	1	\$ 34.73	\$ 416.76
CITY OF COACHELLA	778-261-022	52174	OASIS PALMS AVE	Additional Trash	1	\$ 9.72	\$ 116.64
CITY OF COACHELLA	778-261-023	52192	OASIS PALMS AVE	Trash Service	1	\$ 34.73	\$ 416.76
CITY OF COACHELLA	778-261-023	52192	OASIS PALMS AVE	Additional Trash	1	\$ 9.72	\$ 116.64
CITY OF COACHELLA	778-261-024	52212	OASIS PALMS AVE	Trash Service	1	\$ 34.73	\$ 416.76
CITY OF COACHELLA	778-261-024	52212	OASIS PALMS AVE	Additional Trash	1	\$ 9.72	\$ 116.64
CITY OF COACHELLA	778-261-025	52234	OASIS PALMS AVE	Trash Service	1	\$ 34.73	\$ 416.76
CITY OF COACHELLA	778-261-025	52234	OASIS PALMS AVE	Additional Trash	1	\$ 9.72	\$ 116.64
CITY OF COACHELLA	778-261-026	52258	OASIS PALMS AVE	Trash Service	1	\$ 34.73	\$ 416.76
CITY OF COACHELLA	778-261-026	52258	OASIS PALMS AVE	Additional Trash	1	\$ 9.72	\$ 116.64
CITY OF COACHELLA	778-261-027	52280	OASIS PALMS AVE	Trash Service	1	\$ 34.73	\$ 416.76
CITY OF COACHELLA	778-261-028	52296	OASIS PALMS AVE	Trash Service	1	\$ 34.73	\$ 416.76
CITY OF COACHELLA	778-261-028	52296	OASIS PALMS AVE	Additional Trash	1	\$ 9.72	\$ 116.64
CITY OF COACHELLA	778-261-030	52336	OASIS PALMS AVE	Trash Service	2	\$ 69.46	\$ 833.52
CITY OF COACHELLA	778-261-030	52336	OASIS PALMS AVE	Additional Trash	1	\$ 9.72	\$ 116.64
CITY OF COACHELLA	778-261-031	52356	OASIS PALMS AVE	Trash Service	3	\$ 104.19	\$ 1,250.28

### City of Coachella proposed 2024-25 Tax File

Customer Name	Parcel #	Address	Street	Service Level	Units	Total Monthly Rate	Total Annual Rate
CITY OF COACHELLA	778-261-032	52374	OASIS PALMS AVE	Trash Service	3	\$ 104.19	\$ 1,250.28
CITY OF COACHELLA	778-261-033	52390	OASIS PALMS AVE	Trash Service	3	\$ 104.19	\$ 1,250.28
CITY OF COACHELLA	778-261-034	52408	OASIS PALMS AVE	Trash Service	3	\$ 104.19	\$ 1,250.28
CITY OF COACHELLA	778-261-035	52426	OASIS PALMS AVE	Trash Service	3	\$ 104.19	\$ 1,250.28
CITY OF COACHELLA	778-261-035	52426	OASIS PALMS AVE	Additional Trash	1	\$ 9.72	\$ 116.64
CITY OF COACHELLA	778-261-036	52448	OASIS PALMS AVE	Trash Service	2	\$ 69.46	\$ 833.52
CITY OF COACHELLA	778-261-036	52448	OASIS PALMS AVE	Additional Trash	1	\$ 9.72	\$ 116.64
CITY OF COACHELLA	778-262-001	52119	OASIS PALMS AVE	Trash Service	1	\$ 34.73	\$ 416.76
CITY OF COACHELLA	778-262-001	52119	OASIS PALMS AVE	Additional Trash	1	\$ 9.72	\$ 116.64
CITY OF COACHELLA	778-262-002	52137	OASIS PALMS AVE	Trash Service	1	\$ 34.73	\$ 416.76
CITY OF COACHELLA	778-262-002	52137	OASIS PALMS AVE	Additional Trash	2	\$ 19.44	\$ 233.28
CITY OF COACHELLA	778-262-003	52155	OASIS PALMS AVE	Trash Service	1	\$ 34.73	\$ 416.76
CITY OF COACHELLA	778-262-004	52173	OASIS PALMS AVE	Trash Service	1	\$ 34.73	\$ 416.76
CITY OF COACHELLA	778-262-004	52173	OASIS PALMS AVE	Additional Trash	1	\$ 9.72	\$ 116.64
CITY OF COACHELLA	778-262-004	52173	OASIS PALMS AVE	Additional Recycle	1	\$ 9.72	\$ 116.64
CITY OF COACHELLA	778-262-005	52191	OASIS PALMS AVE	Trash Service	1	\$ 34.73	\$ 416.76
CITY OF COACHELLA	778-262-005	52191	OASIS PALMS AVE	Additional Trash	1	\$ 9.72	\$ 116.64
CITY OF COACHELLA	778-262-005	52191	OASIS PALMS AVE	Additional Recycle	1	\$ 9.72	\$ 116.64
CITY OF COACHELLA	778-262-006	52211	OASIS PALMS AVE	Trash Service	1	\$ 34.73	\$ 416.76
CITY OF COACHELLA	778-262-006	52211	OASIS PALMS AVE	Additional Trash	1	\$ 9.72	\$ 116.64
CITY OF COACHELLA	778-262-007	52233	OASIS PALMS AVE	Trash Service	1	\$ 34.73	\$ 416.76
CITY OF COACHELLA	778-262-007	52233	OASIS PALMS AVE	Additional Trash	1	\$ 9.72	\$ 116.64
CITY OF COACHELLA	778-262-008	52257	OASIS PALMS AVE	Trash Service	1	\$ 34.73	\$ 416.76
CITY OF COACHELLA	778-262-008	52257	OASIS PALMS AVE	Additional Trash	1	\$ 9.72	\$ 116.64
CITY OF COACHELLA	778-262-009	52279	OASIS PALMS AVE	Trash Service	1	\$ 34.73	\$ 416.76
CITY OF COACHELLA	778-262-010	52295	OASIS PALMS AVE	Trash Service	1	\$ 34.73	\$ 416.76
CITY OF COACHELLA	778-262-010	52295	OASIS PALMS AVE	Additional Trash	2	\$ 19.44	\$ 233.28
CITY OF COACHELLA	778-262-011	52317	OASIS PALMS AVE	Trash Service	1	\$ 34.73	\$ 416.76
CITY OF COACHELLA	778-262-012	52335	OASIS PALMS AVE	Trash Service	1	\$ 34.73	\$ 416.76
CITY OF COACHELLA	778-262-012	52335	OASIS PALMS AVE	Additional Trash	1	\$ 9.72	\$ 116.64
CITY OF COACHELLA	778-262-013	52355	OASIS PALMS AVE	Trash Service	1	\$ 34.73	\$ 416.76
CITY OF COACHELLA	778-262-014	52371	OASIS PALMS AVE	Trash Service	3	\$ 104.19	\$ 1,250.28
CITY OF COACHELLA	778-262-015	52391	OASIS PALMS AVE	Trash Service	3	\$ 104.19	\$ 1,250.28

### City of Coachella proposed 2024-25 Tax File

Customer Name	Parcel #	Address	Street	Service Level	Units	Total Monthly Rate	Total Annual Rate
CITY OF COACHELLA	778-262-015	52391	OASIS PALMS AVE	Additional Trash	2	\$ 19.44	\$ 233.28
CITY OF COACHELLA	778-262-016	52409	OASIS PALMS AVE	Trash Service	3	\$ 104.19	\$ 1,250.28
CITY OF COACHELLA	778-262-016	52409	OASIS PALMS AVE	Additional Trash	2	\$ 19.44	\$ 233.28
CITY OF COACHELLA	778-262-017	52427	OASIS PALMS AVE	Trash Service	1	\$ 34.73	\$ 416.76
CITY OF COACHELLA	778-262-018	52447	OASIS PALMS AVE	Trash Service	1	\$ 34.73	\$ 416.76
CITY OF COACHELLA	778-262-019	52120	LAS PALMAS ST	Trash Service	2	\$ 69.46	\$ 833.52
CITY OF COACHELLA	778-262-020	52138	LAS PALMAS ST	Trash Service	1	\$ 34.73	\$ 416.76
CITY OF COACHELLA	778-262-020	52138	LAS PALMAS ST	Additional Trash	1	\$ 9.72	\$ 116.64
CITY OF COACHELLA	778-262-021	52156	LAS PALMAS ST	Trash Service	1	\$ 34.73	\$ 416.76
CITY OF COACHELLA	778-262-021	52156	LAS PALMAS ST	Additional Trash	1	\$ 9.72	\$ 116.64
CITY OF COACHELLA	778-262-022	52174	LAS PALMAS ST	Trash Service	1	\$ 34.73	\$ 416.76
CITY OF COACHELLA	778-262-022	52174	LAS PALMAS ST	Additional Trash	1	\$ 9.72	\$ 116.64
CITY OF COACHELLA	778-262-023	52192	LAS PALMAS ST	Trash Service	1	\$ 34.73	\$ 416.76
CITY OF COACHELLA	778-262-024	52210	LAS PALMAS ST	Trash Service	1	\$ 34.73	\$ 416.76
CITY OF COACHELLA	778-262-025	52228	LAS PALMAS ST	Trash Service	1	\$ 34.73	\$ 416.76
CITY OF COACHELLA	778-262-025	52228	LAS PALMAS ST	Additional Trash	1	\$ 9.72	\$ 116.64
CITY OF COACHELLA	778-262-026	52246	LAS PALMAS ST	Trash Service	1	\$ 34.73	\$ 416.76
CITY OF COACHELLA	778-262-027	52264	LAS PALMAS ST	Trash Service	1	\$ 34.73	\$ 416.76
CITY OF COACHELLA	778-262-028	52282	LAS PALMAS ST	Trash Service	1	\$ 34.73	\$ 416.76
CITY OF COACHELLA	778-262-028	52282	LAS PALMAS ST	Additional Trash	1	\$ 9.72	\$ 116.64
CITY OF COACHELLA	778-262-029	52300	LAS PALMAS ST	Trash Service	1	\$ 34.73	\$ 416.76
CITY OF COACHELLA	778-262-030	52318	LAS PALMAS ST	Trash Service	1	\$ 34.73	\$ 416.76
CITY OF COACHELLA	778-262-031	52336	LAS PALMAS ST	Trash Service	1	\$ 34.73	\$ 416.76
CITY OF COACHELLA	778-262-032	52354	LAS PALMAS ST	Trash Service	1	\$ 34.73	\$ 416.76
CITY OF COACHELLA	778-262-033	52372	LAS PALMAS ST	Trash Service	1	\$ 34.73	\$ 416.76
CITY OF COACHELLA	778-262-033	52372	LAS PALMAS ST	Additional Trash	1	\$ 9.72	\$ 116.64
CITY OF COACHELLA	778-262-034	52390	LAS PALMAS ST	Trash Service	1	\$ 34.73	\$ 416.76
CITY OF COACHELLA	778-262-035	52408	LAS PALMAS ST	Trash Service	1	\$ 34.73	\$ 416.76
CITY OF COACHELLA	778-262-036	52426	LAS PALMAS ST	Trash Service	1	\$ 34.73	\$ 416.76
CITY OF COACHELLA	778-262-037	52444	LAS PALMAS ST	Trash Service	1	\$ 34.73	\$ 416.76
CITY OF COACHELLA	778-262-038	52462	LAS PALMAS ST	Trash Service	1	\$ 34.73	\$ 416.76
CITY OF COACHELLA	778-262-038	52462	LAS PALMAS ST	Additional Trash	1	\$ 9.72	\$ 116.64
CITY OF COACHELLA	778-263-001	52461	LAS PALMAS ST	Trash Service	1	\$ 34.73	\$ 416.76

### City of Coachella proposed 2024-25 Tax File

Customer Name	Parcel #	Address	Street	Service Level	Units	Total Monthly Rate	Total Annual Rate
CITY OF COACHELLA	778-263-002	52443	LAS PALMAS ST	Trash Service	1	\$ 34.73	\$ 416.76
CITY OF COACHELLA	778-263-003	52425	LAS PALMAS ST	Trash Service	1	\$ 34.73	\$ 416.76
CITY OF COACHELLA	778-263-003	52425	LAS PALMAS ST	Additional Trash	1	\$ 9.72	\$ 116.64
CITY OF COACHELLA	778-263-004	52407	LAS PALMAS ST	Trash Service	1	\$ 34.73	\$ 416.76
CITY OF COACHELLA	778-263-005	52389	LAS PALMAS ST	Trash Service	1	\$ 34.73	\$ 416.76
CITY OF COACHELLA	778-263-006	52371	LAS PALMAS ST	Trash Service	1	\$ 34.73	\$ 416.76
CITY OF COACHELLA	778-263-007	52353	LAS PALMAS ST	Trash Service	1	\$ 34.73	\$ 416.76
CITY OF COACHELLA	778-263-008	52335	LAS PALMAS ST	Trash Service	1	\$ 34.73	\$ 416.76
CITY OF COACHELLA	778-263-009	52317	LAS PALMAS ST	Trash Service	1	\$ 34.73	\$ 416.76
CITY OF COACHELLA	778-263-010	52299	LAS PALMAS ST	Trash Service	1	\$ 34.73	\$ 416.76
CITY OF COACHELLA	778-263-011	52283	LAS PALMAS ST	Trash Service	1	\$ 34.73	\$ 416.76
CITY OF COACHELLA	778-263-012	52265	LAS PALMAS ST	Trash Service	1	\$ 34.73	\$ 416.76
CITY OF COACHELLA	778-263-012	52265	LAS PALMAS ST	Additional Trash	1	\$ 9.72	\$ 116.64
CITY OF COACHELLA	778-263-013	52247	LAS PALMAS ST	Trash Service	1	\$ 34.73	\$ 416.76
CITY OF COACHELLA	778-263-014	52229	LAS PALMAS ST	Trash Service	1	\$ 34.73	\$ 416.76
CITY OF COACHELLA	778-263-014	52229	LAS PALMAS ST	Additional Trash	1	\$ 9.72	\$ 116.64
CITY OF COACHELLA	778-263-015	52211	LAS PALMAS ST	Trash Service	1	\$ 34.73	\$ 416.76
CITY OF COACHELLA	778-263-015	52211	LAS PALMAS ST	Additional Trash	1	\$ 9.72	\$ 116.64
CITY OF COACHELLA	778-263-016	52191	LAS PALMAS ST	Trash Service	1	\$ 34.73	\$ 416.76
CITY OF COACHELLA	778-263-017	52173	LAS PALMAS ST	Trash Service	1	\$ 34.73	\$ 416.76
CITY OF COACHELLA	778-263-017	52173	LAS PALMAS ST	Additional Trash	1	\$ 9.72	\$ 116.64
CITY OF COACHELLA	778-263-018	52155	LAS PALMAS ST	Trash Service	1	\$ 34.73	\$ 416.76
CITY OF COACHELLA	778-263-019	85306	AVE 52	Trash Service	1	\$ 34.73	\$ 416.76
CITY OF COACHELLA	778-263-019	85306	AVE 52	Additional Trash	1	\$ 9.72	\$ 116.64
CITY OF COACHELLA	778-270-001	52120	SHADY LANE	Trash Service	1	\$ 34.73	\$ 416.76
CITY OF COACHELLA	778-270-001	52120	SHADY LANE	Yard Service	1	\$ 11.50	\$ 138.00
CITY OF COACHELLA	778-270-002	52138	SHADY LANE	Trash Service	1	\$ 34.73	\$ 416.76
CITY OF COACHELLA	778-270-003	52156	SHADY LANE	Trash Service	1	\$ 34.73	\$ 416.76
CITY OF COACHELLA	778-270-003	52156	SHADY LANE	Additional Trash	1	\$ 9.72	\$ 116.64
CITY OF COACHELLA	778-270-004	52174	SHADY LANE	Trash Service	1	\$ 34.73	\$ 416.76
CITY OF COACHELLA	778-270-005	52192	SHADY LANE	Trash Service	1	\$ 34.73	\$ 416.76
CITY OF COACHELLA	778-270-006	52212	SHADY LANE	Trash Service	2	\$ 69.46	\$ 833.52
CITY OF COACHELLA	778-270-007	52234	SHADY LANE	Trash Service	1	\$ 34.73	\$ 416.76

### City of Coachella proposed 2024-25 Tax File

Customer Name	Parcel #	Address	Street	Service Level	Units	Total Monthly Rate	Total Annual Rate
CITY OF COACHELLA	778-270-008	52258	SHADY LANE	Trash Service	1	\$ 34.73	\$ 416.76
CITY OF COACHELLA	778-270-009	52280	SHADY LANE	Trash Service	1	\$ 34.73	\$ 416.76
CITY OF COACHELLA	778-270-009	52280	SHADY LANE	Additional Trash	1	\$ 9.72	\$ 116.64
CITY OF COACHELLA	778-270-010	52296	SHADY LANE	Trash Service	1	\$ 34.73	\$ 416.76
CITY OF COACHELLA	778-270-010	52296	SHADY LANE	Additional Trash	1	\$ 9.72	\$ 116.64
CITY OF COACHELLA	778-270-011	52316	SHADY LANE	Trash Service	1	\$ 34.73	\$ 416.76
CITY OF COACHELLA	778-270-012	52336	SHADY LANE	Trash Service	1	\$ 34.73	\$ 416.76
CITY OF COACHELLA	778-270-012	52336	SHADY LANE	Additional Trash	1	\$ 9.72	\$ 116.64
CITY OF COACHELLA	778-270-013	52356	SHADY LANE	Trash Service	1	\$ 34.73	\$ 416.76
CITY OF COACHELLA	778-270-014	52374	SHADY LANE	Trash Service	1	\$ 34.73	\$ 416.76
CITY OF COACHELLA	778-270-015	52390	SHADY LANE	Trash Service	1	\$ 34.73	\$ 416.76
CITY OF COACHELLA	778-270-016	52408	SHADY LANE	Trash Service	1	\$ 34.73	\$ 416.76
CITY OF COACHELLA	778-270-016	52408	SHADY LANE	Additional Trash	1	\$ 9.72	\$ 116.64
CITY OF COACHELLA	778-270-017	52426	SHADY LANE	Trash Service	1	\$ 34.73	\$ 416.76
CITY OF COACHELLA	778-270-017	52426	SHADY LANE	Additional Trash	1	\$ 9.72	\$ 116.64
CITY OF COACHELLA	778-270-017	52426	SHADY LANE	Additional Recycle	1	\$ 9.72	\$ 116.64
CITY OF COACHELLA	778-270-018	52448	SHADY LANE	Trash Service	1	\$ 34.73	\$ 416.76
CITY OF COACHELLA	778-270-018	52448	SHADY LANE	Additional Trash	1	\$ 9.72	\$ 116.64
CITY OF COACHELLA	778-270-019	52466	SHADY LANE	Trash Service	1	\$ 34.73	\$ 416.76
CITY OF COACHELLA	778-270-019	52466	SHADY LANE	Additional Trash	1	\$ 9.72	\$ 116.64
CITY OF COACHELLA	778-270-020	52488	SHADY LANE	Trash Service	1	\$ 34.73	\$ 416.76
CITY OF COACHELLA	778-270-020	52488	SHADY LANE	Additional Trash	1	\$ 9.72	\$ 116.64
CITY OF COACHELLA	778-271-001	52119	SHADY LANE	Trash Service	1	\$ 34.73	\$ 416.76
CITY OF COACHELLA	778-271-001	52119	SHADY LANE	Additional Trash	1	\$ 9.72	\$ 116.64
CITY OF COACHELLA	778-271-002	52137	SHADY LANE	Trash Service	1	\$ 34.73	\$ 416.76
CITY OF COACHELLA	778-271-003	52155	SHADY LANE	Trash Service	1	\$ 34.73	\$ 416.76
CITY OF COACHELLA	778-271-004	52173	SHADY LANE	Trash Service	1	\$ 34.73	\$ 416.76
CITY OF COACHELLA	778-271-005	52191	SHADY LANE	Trash Service	1	\$ 34.73	\$ 416.76
CITY OF COACHELLA	778-271-006	52211	SHADY LANE	Trash Service	1	\$ 34.73	\$ 416.76
CITY OF COACHELLA	778-271-007	52233	SHADY LANE	Trash Service	1	\$ 34.73	\$ 416.76
CITY OF COACHELLA	778-271-008	52257	SHADY LANE	Trash Service	1	\$ 34.73	\$ 416.76
CITY OF COACHELLA	778-271-009	52279	SHADY LANE	Trash Service	1	\$ 34.73	\$ 416.76
CITY OF COACHELLA	778-271-010	52295	SHADY LANE	Trash Service	1	\$ 34.73	\$ 416.76



### City of Coachella proposed 2024-25 Tax File

Customer Name	Parcel #	Address	Street	Service Level	Units	Total Monthly Rate	Total Annual Rate
CITY OF COACHELLA	778-271-011	52317	SHADY LANE	Trash Service	1	\$ 34.73	\$ 416.76
CITY OF COACHELLA	778-271-011	52317	SHADY LANE	Additional Trash	1	\$ 9.72	\$ 116.64
CITY OF COACHELLA	778-271-012	52335	SHADY LANE	Trash Service	1	\$ 34.73	\$ 416.76
CITY OF COACHELLA	778-271-012	52335	SHADY LANE	Additional Trash	1	\$ 9.72	\$ 116.64
CITY OF COACHELLA	778-271-013	52355	SHADY LANE	Trash Service	1	\$ 34.73	\$ 416.76
CITY OF COACHELLA	778-271-014	52371	SHADY LANE	Trash Service	1	\$ 34.73	\$ 416.76
CITY OF COACHELLA	778-271-015	52391	SHADY LANE	Trash Service	1	\$ 34.73	\$ 416.76
CITY OF COACHELLA	778-271-016	52409	SHADY LANE	Trash Service	1	\$ 34.73	\$ 416.76
CITY OF COACHELLA	778-271-017	52427	SHADY LANE	Trash Service	1	\$ 34.73	\$ 416.76
CITY OF COACHELLA	778-271-017	52427	SHADY LANE	Additional Trash	1	\$ 9.72	\$ 116.64
CITY OF COACHELLA	778-271-018	52447	SHADY LANE	Trash Service	1	\$ 34.73	\$ 416.76
CITY OF COACHELLA	778-271-019	52465	SHADY LANE	Trash Service	1	\$ 34.73	\$ 416.76
CITY OF COACHELLA	778-271-020	52487	SHADY LANE	Trash Service	1	\$ 34.73	\$ 416.76
CITY OF COACHELLA	778-271-021	85456	AVE 52	Trash Service	1	\$ 34.73	\$ 416.76
CITY OF COACHELLA	778-271-021	85456	AVE 52	Additional Recycle	1	\$ 9.72	\$ 116.64
CITY OF COACHELLA	778-271-022	52138	CYPRESS ST	Trash Service	1	\$ 34.73	\$ 416.76
CITY OF COACHELLA	778-271-023	52156	CYPRESS ST	Trash Service	1	\$ 34.73	\$ 416.76
CITY OF COACHELLA	778-271-024	52174	CYPRESS ST	Trash Service	1	\$ 34.73	\$ 416.76
CITY OF COACHELLA	778-271-025	52192	CYPRESS ST	Trash Service	1	\$ 34.73	\$ 416.76
CITY OF COACHELLA	778-271-026	52212	CYPRESS ST	Trash Service	1	\$ 34.73	\$ 416.76
CITY OF COACHELLA	778-271-026	52212	CYPRESS ST	Additional Trash	1	\$ 9.72	\$ 116.64
CITY OF COACHELLA	778-271-027	52234	CYPRESS ST	Trash Service	1	\$ 34.73	\$ 416.76
CITY OF COACHELLA	778-271-027	52234	CYPRESS ST	Additional Trash	1	\$ 9.72	\$ 116.64
CITY OF COACHELLA	778-271-028	52258	CYPRESS ST	Trash Service	1	\$ 34.73	\$ 416.76
CITY OF COACHELLA	778-271-029	52280	CYPRESS ST	Trash Service	1	\$ 34.73	\$ 416.76
CITY OF COACHELLA	778-271-030	52296	CYPRESS ST	Trash Service	1	\$ 34.73	\$ 416.76
CITY OF COACHELLA	778-271-031	52316	CYPRESS ST	Trash Service	1	\$ 34.73	\$ 416.76
CITY OF COACHELLA	778-271-032	52336	CYPRESS ST	Trash Service	1	\$ 34.73	\$ 416.76
CITY OF COACHELLA	778-271-033	52356	CYPRESS ST	Trash Service	1	\$ 34.73	\$ 416.76
CITY OF COACHELLA	778-271-034	52374	CYPRESS ST	Trash Service	1	\$ 34.73	\$ 416.76
CITY OF COACHELLA	778-271-034	52374	CYPRESS ST	Additional Trash	2	\$ 19.44	\$ 233.28
CITY OF COACHELLA	778-271-034	52374	CYPRESS ST	Additional Recycle	1	\$ 9.72	\$ 116.64
CITY OF COACHELLA	778-271-035	52390	CYPRESS ST	Trash Service	1	\$ 34.73	\$ 416.76

### City of Coachella proposed 2024-25 Tax File

Customer Name	Parcel #	Address	Street	Service Level	Units	Total Monthly Rate	Total Annual Rate
CITY OF COACHELLA	778-271-036	52408	CYPRESS ST	Trash Service	1	\$ 34.73	\$ 416.76
CITY OF COACHELLA	778-271-037	52426	CYPRESS ST	Trash Service	1	\$ 34.73	\$ 416.76
CITY OF COACHELLA	778-271-037	52426	CYPRESS ST	Additional Trash	1	\$ 9.72	\$ 116.64
CITY OF COACHELLA	778-271-038	52448	CYPRESS ST	Trash Service	1	\$ 34.73	\$ 416.76
CITY OF COACHELLA	778-271-038	52448	CYPRESS ST	Additional Trash	1	\$ 9.72	\$ 116.64
CITY OF COACHELLA	778-271-039	52466	CYPRESS ST	Trash Service	1	\$ 34.73	\$ 416.76
CITY OF COACHELLA	778-271-039	52466	CYPRESS ST	Additional Trash	1	\$ 9.72	\$ 116.64
CITY OF COACHELLA	778-271-040	52488	CYPRESS ST	Trash Service	1	\$ 34.73	\$ 416.76
CITY OF COACHELLA	778-271-040	52488	CYPRESS ST	Additional Trash	1	\$ 9.72	\$ 116.64
CITY OF COACHELLA	778-272-001	85446	AVE 52	Trash Service	1	\$ 34.73	\$ 416.76
CITY OF COACHELLA	778-272-002	52137	CYPRESS ST	Trash Service	1	\$ 34.73	\$ 416.76
CITY OF COACHELLA	778-272-002	52137	CYPRESS ST	Additional Trash	1	\$ 9.72	\$ 116.64
CITY OF COACHELLA	778-272-003	52155	CYPRESS ST	Trash Service	1	\$ 34.73	\$ 416.76
CITY OF COACHELLA	778-272-003	52155	CYPRESS ST	Additional Trash	1	\$ 9.72	\$ 116.64
CITY OF COACHELLA	778-272-004	52173	CYPRESS ST	Trash Service	1	\$ 34.73	\$ 416.76
CITY OF COACHELLA	778-272-005	52191	CYPRESS ST	Trash Service	1	\$ 34.73	\$ 416.76
CITY OF COACHELLA	778-272-005	52191	CYPRESS ST	Additional Trash	1	\$ 9.72	\$ 116.64
CITY OF COACHELLA	778-272-006	52211	CYPRESS ST	Trash Service	1	\$ 34.73	\$ 416.76
CITY OF COACHELLA	778-272-007	52233	CYPRESS ST	Trash Service	1	\$ 34.73	\$ 416.76
CITY OF COACHELLA	778-272-008	52257	CYPRESS ST	Trash Service	1	\$ 34.73	\$ 416.76
CITY OF COACHELLA	778-272-009	52279	CYPRESS ST	Trash Service	1	\$ 34.73	\$ 416.76
CITY OF COACHELLA	778-272-010	52295	CYPRESS ST	Trash Service	1	\$ 34.73	\$ 416.76
CITY OF COACHELLA	778-272-011	52317	CYPRESS ST	Trash Service	1	\$ 34.73	\$ 416.76
CITY OF COACHELLA	778-272-011	52317	CYPRESS ST	Additional Trash	1	\$ 9.72	\$ 116.64
CITY OF COACHELLA	778-272-012	52335	CYPRESS ST	Trash Service	1	\$ 34.73	\$ 416.76
CITY OF COACHELLA	778-272-013	52355	CYPRESS ST	Trash Service	1	\$ 34.73	\$ 416.76
CITY OF COACHELLA	778-272-013	52355	CYPRESS ST	Additional Trash	1	\$ 9.72	\$ 116.64
CITY OF COACHELLA	778-272-014	52371	CYPRESS ST	Trash Service	1	\$ 34.73	\$ 416.76
CITY OF COACHELLA	778-272-014	52371	CYPRESS ST	Additional Trash	1	\$ 9.72	\$ 116.64
CITY OF COACHELLA	778-272-015	52391	CYPRESS ST	Trash Service	1	\$ 34.73	\$ 416.76
CITY OF COACHELLA	778-272-015	52391	CYPRESS ST	Additional Trash	1	\$ 9.72	\$ 116.64
CITY OF COACHELLA	778-272-016	52409	CYPRESS ST	Trash Service	1	\$ 34.73	\$ 416.76
CITY OF COACHELLA	778-272-017	52427	CYPRESS ST	Trash Service	1	\$ 34.73	\$ 416.76

### City of Coachella proposed 2024-25 Tax File

Customer Name	Parcel #	Address	Street	Service Level	Units	Total Monthly Rate	Total Annual Rate
CITY OF COACHELLA	778-272-017	52427	CYPRESS ST	Additional Trash	1	\$ 9.72	\$ 116.64
CITY OF COACHELLA	778-272-018	52447	CYPRESS ST	Trash Service	1	\$ 34.73	\$ 416.76
CITY OF COACHELLA	778-272-018	52447	CYPRESS ST	Additional Trash	1	\$ 9.72	\$ 116.64
CITY OF COACHELLA	778-272-019	52465	CYPRESS ST	Trash Service	1	\$ 34.73	\$ 416.76
CITY OF COACHELLA	778-272-019	52465	CYPRESS ST	Additional Trash	1	\$ 9.72	\$ 116.64
CITY OF COACHELLA	778-272-020	52487	CYPRESS ST	Trash Service	1	\$ 34.73	\$ 416.76
CITY OF COACHELLA	778-290-001	52996	LEE LANE	Trash Service	1	\$ 34.73	\$ 416.76
CITY OF COACHELLA	778-290-002	52978	LEE LANE	Trash Service	1	\$ 34.73	\$ 416.76
CITY OF COACHELLA	778-290-003	52950	LEE LANE	Trash Service	1	\$ 34.73	\$ 416.76
CITY OF COACHELLA	778-290-004	52932	LEE LANE	Trash Service	1	\$ 34.73	\$ 416.76
CITY OF COACHELLA	778-290-005	52920	LEE LANE	Trash Service	1	\$ 34.73	\$ 416.76
CITY OF COACHELLA	778-290-005	52920	LEE LANE	Additional Trash	1	\$ 9.72	\$ 116.64
CITY OF COACHELLA	778-290-006	52896	LEE LANE	Trash Service	1	\$ 34.73	\$ 416.76
CITY OF COACHELLA	778-290-007	52876	LEE LANE	Trash Service	1	\$ 34.73	\$ 416.76
CITY OF COACHELLA	778-290-008	52850	LEE LANE	Trash Service	1	\$ 34.73	\$ 416.76
CITY OF COACHELLA	778-290-009	52832	LEE LANE	Trash Service	1	\$ 34.73	\$ 416.76
CITY OF COACHELLA	778-290-010	52820	LEE LANE	Trash Service	1	\$ 34.73	\$ 416.76
CITY OF COACHELLA	778-290-011	52821	LEE LANE	Trash Service	1	\$ 34.73	\$ 416.76
CITY OF COACHELLA	778-290-012	52833	LEE LANE	Trash Service	1	\$ 34.73	\$ 416.76
CITY OF COACHELLA	778-290-013	52851	LEE LANE	Trash Service	1	\$ 34.73	\$ 416.76
CITY OF COACHELLA	778-290-013	52851	LEE LANE	Additional Trash	1	\$ 9.72	\$ 116.64
CITY OF COACHELLA	778-290-013	52851	LEE LANE	Additional Recycle	1	\$ 9.72	\$ 116.64
CITY OF COACHELLA	778-290-014	52877	LEE LANE	Trash Service	1	\$ 34.73	\$ 416.76
CITY OF COACHELLA	778-290-015	52895	LEE LANE	Trash Service	1	\$ 34.73	\$ 416.76
CITY OF COACHELLA	778-290-016	52921	LEE LANE	Trash Service	1	\$ 34.73	\$ 416.76
CITY OF COACHELLA	778-290-017	52933	LEE LANE	Trash Service	1	\$ 34.73	\$ 416.76
CITY OF COACHELLA	778-290-017	52933	LEE LANE	Additional Trash	1	\$ 9.72	\$ 116.64
CITY OF COACHELLA	778-290-018	52951	LEE LANE	Trash Service	1	\$ 34.73	\$ 416.76
CITY OF COACHELLA	778-290-018	52951	LEE LANE	Additional Trash	1	\$ 9.72	\$ 116.64
CITY OF COACHELLA	778-290-019	52977	LEE LANE	Trash Service	1	\$ 34.73	\$ 416.76
CITY OF COACHELLA	778-290-019	52977	LEE LANE	Additional Trash	1	\$ 9.72	\$ 116.64
CITY OF COACHELLA	778-290-020	52995	LEE LANE	Trash Service	1	\$ 34.73	\$ 416.76
CITY OF COACHELLA	778-290-021	52998	ADAM LANE	Trash Service	1	\$ 34.73	\$ 416.76

### City of Coachella proposed 2024-25 Tax File

Customer Name	Parcel #	Address	Street	Service Level	Units	Total Monthly Rate	Total Annual Rate
CITY OF COACHELLA	778-290-022	52976	ADAM LANE	Trash Service	1	\$ 34.73	\$ 416.76
CITY OF COACHELLA	778-290-022	52976	ADAM LANE	Additional Trash	1	\$ 9.72	\$ 116.64
CITY OF COACHELLA	778-290-023	52952	ADAM LANE	Trash Service	1	\$ 34.73	\$ 416.76
CITY OF COACHELLA	778-290-023	52952	ADAM LANE	Additional Trash	1	\$ 9.72	\$ 116.64
CITY OF COACHELLA	778-290-024	52930	ADAM LANE	Trash Service	1	\$ 34.73	\$ 416.76
CITY OF COACHELLA	778-290-024	52930	ADAM LANE	Additional Organics	1	\$ 9.72	\$ 116.64
CITY OF COACHELLA	778-290-025	52920	ADAM LANE	Trash Service	1	\$ 34.73	\$ 416.76
CITY OF COACHELLA	778-290-025	52920	ADAM LANE	Additional Trash	1	\$ 9.72	\$ 116.64
CITY OF COACHELLA	778-290-026	52898	ADAM LANE	Trash Service	1	\$ 34.73	\$ 416.76
CITY OF COACHELLA	778-290-027	52876	ADAM LANE	Trash Service	1	\$ 34.73	\$ 416.76
CITY OF COACHELLA	778-290-028	52852	ADAM LANE	Trash Service	1	\$ 34.73	\$ 416.76
CITY OF COACHELLA	778-290-028	52852	ADAM LANE	Additional Trash	1	\$ 9.72	\$ 116.64
CITY OF COACHELLA	778-290-029	52830	ADAM LANE	Trash Service	1	\$ 34.73	\$ 416.76
CITY OF COACHELLA	778-290-029	52830	ADAM LANE	Additional Trash	1	\$ 9.72	\$ 116.64
CITY OF COACHELLA	778-290-030	52820	ADAM LANE	Trash Service	1	\$ 34.73	\$ 416.76
CITY OF COACHELLA	778-290-030	52820	ADAM LANE	Additional Organics	1	\$ 9.72	\$ 116.64
CITY OF COACHELLA	778-290-031	52819	ADAM LANE	Trash Service	1	\$ 34.73	\$ 416.76
CITY OF COACHELLA	778-290-031	52819	ADAM LANE	Additional Organics	1	\$ 9.72	\$ 116.64
CITY OF COACHELLA	778-290-032	52831	ADAM LANE	Trash Service	1	\$ 34.73	\$ 416.76
CITY OF COACHELLA	778-290-033	52853	ADAM LANE	Trash Service	1	\$ 34.73	\$ 416.76
CITY OF COACHELLA	778-290-034	52875	ADAM LANE	Trash Service	1	\$ 34.73	\$ 416.76
CITY OF COACHELLA	778-290-034	52875	ADAM LANE	Additional Trash	1	\$ 9.72	\$ 116.64
CITY OF COACHELLA	778-290-034	52875	ADAM LANE	Additional Recycle	1	\$ 9.72	\$ 116.64
CITY OF COACHELLA	778-290-035	52897	ADAM LANE	Trash Service	1	\$ 34.73	\$ 416.76
CITY OF COACHELLA	778-290-035	52897	ADAM LANE	Additional Trash	1	\$ 9.72	\$ 116.64
CITY OF COACHELLA	778-290-035	52897	ADAM LANE	Additional Recycle	1	\$ 9.72	\$ 116.64
CITY OF COACHELLA	778-290-036	52919	ADAM LANE	Trash Service	1	\$ 34.73	\$ 416.76
CITY OF COACHELLA	778-290-036	52919	ADAM LANE	Additional Organics	1	\$ 9.72	\$ 116.64
CITY OF COACHELLA	778-290-037	52931	ADAM LANE	Trash Service	1	\$ 34.73	\$ 416.76
CITY OF COACHELLA	778-290-038	52953	ADAM LANE	Trash Service	1	\$ 34.73	\$ 416.76
CITY OF COACHELLA	778-290-039	52975	ADAM LANE	Trash Service	1	\$ 34.73	\$ 416.76
CITY OF COACHELLA	778-290-039	52975	ADAM LANE	Additional Trash	1	\$ 9.72	\$ 116.64
CITY OF COACHELLA	778-290-040	52997	ADAM LANE	Trash Service	1	\$ 34.73	\$ 416.76

### City of Coachella proposed 2024-25 Tax File

Customer Name	Parcel #	Address	Street	Service Level	Units	Total Monthly Rate	Total Annual Rate
CITY OF COACHELLA	778-300-001	85352	HEATHER LANE	Trash Service	1	\$ 34.73	\$ 416.76
CITY OF COACHELLA	778-300-002	85366	HEATHER LANE	Trash Service	1	\$ 34.73	\$ 416.76
CITY OF COACHELLA	778-300-002	85366	HEATHER LANE	Additional Trash	1	\$ 9.72	\$ 116.64
CITY OF COACHELLA	778-300-003	85382	HEATHER LANE	Trash Service	1	\$ 34.73	\$ 416.76
CITY OF COACHELLA	778-300-004	85402	HEATHER LANE	Trash Service	1	\$ 34.73	\$ 416.76
CITY OF COACHELLA	778-300-005	85416	HEATHER LANE	Trash Service	1	\$ 34.73	\$ 416.76
CITY OF COACHELLA	778-300-005	85416	HEATHER LANE	Additional Trash	1	\$ 9.72	\$ 116.64
CITY OF COACHELLA	778-300-006	85422	HEATHER LANE	Trash Service	1	\$ 34.73	\$ 416.76
CITY OF COACHELLA	778-300-006	85422	HEATHER LANE	Additional Trash	1	\$ 9.72	\$ 116.64
CITY OF COACHELLA	778-300-007	85428	HEATHER LANE	Trash Service	1	\$ 34.73	\$ 416.76
CITY OF COACHELLA	778-300-007	85428	HEATHER LANE	Additional Trash	1	\$ 9.72	\$ 116.64
CITY OF COACHELLA	778-300-008	85434	HEATHER LANE	Trash Service	1	\$ 34.73	\$ 416.76
CITY OF COACHELLA	778-300-008	85434	HEATHER LANE	Additional Trash	1	\$ 9.72	\$ 116.64
CITY OF COACHELLA	778-300-009	85440	HEATHER LANE	Trash Service	1	\$ 34.73	\$ 416.76
CITY OF COACHELLA	778-300-010	85446	HEATHER LANE	Trash Service	1	\$ 34.73	\$ 416.76
CITY OF COACHELLA	778-300-010	85446	HEATHER LANE	Additional Trash	1	\$ 9.72	\$ 116.64
CITY OF COACHELLA	778-300-011	85452	HEATHER LANE	Trash Service	1	\$ 34.73	\$ 416.76
CITY OF COACHELLA	778-300-011	85452	HEATHER LANE	Additional Trash	1	\$ 9.72	\$ 116.64
CITY OF COACHELLA	778-300-012	85458	HEATHER LANE	Trash Service	1	\$ 34.73	\$ 416.76
CITY OF COACHELLA	778-300-012	85458	HEATHER LANE	Additional Trash	1	\$ 9.72	\$ 116.64
CITY OF COACHELLA	778-300-012	85458	HEATHER LANE	Additional Recycle	1	\$ 9.72	\$ 116.64
CITY OF COACHELLA	778-300-013	85468	HEATHER LANE	Trash Service	1	\$ 34.73	\$ 416.76
CITY OF COACHELLA	778-300-013	85468	HEATHER LANE	Additional Trash	1	\$ 9.72	\$ 116.64
CITY OF COACHELLA	778-300-014	85469	VALENCIA LANE	Trash Service	1	\$ 34.73	\$ 416.76
CITY OF COACHELLA	778-300-015	85457	VALENCIA LANE	Trash Service	1	\$ 34.73	\$ 416.76
CITY OF COACHELLA	778-300-015	85457	VALENCIA LANE	Additional Trash	1	\$ 9.72	\$ 116.64
CITY OF COACHELLA	778-300-016	85451	VALENCIA LANE	Trash Service	1	\$ 34.73	\$ 416.76
CITY OF COACHELLA	778-300-017	85445	VALENCIA LANE	Trash Service	1	\$ 34.73	\$ 416.76
CITY OF COACHELLA	778-300-017	85445	VALENCIA LANE	Additional Trash	1	\$ 9.72	\$ 116.64
CITY OF COACHELLA	778-300-018	85439	VALENCIA LANE	Trash Service	1	\$ 34.73	\$ 416.76
CITY OF COACHELLA	778-300-018	85439	VALENCIA LANE	Additional Trash	1	\$ 9.72	\$ 116.64
CITY OF COACHELLA	778-300-019	85433	VALENCIA LANE	Trash Service	1	\$ 34.73	\$ 416.76
CITY OF COACHELLA	778-300-019	85433	VALENCIA LANE	Additional Recycle	1	\$ 9.72	\$ 116.64

### City of Coachella proposed 2024-25 Tax File

Customer Name	Parcel #	Address	Street	Service Level	Units	Total Monthly Rate	Total Annual Rate
CITY OF COACHELLA	778-300-019	85433	VALENCIA LANE	Additional Trash	1	\$ 9.72	\$ 116.64
CITY OF COACHELLA	778-300-020	85427	VALENCIA LANE	Trash Service	1	\$ 34.73	\$ 416.76
CITY OF COACHELLA	778-300-020	85427	VALENCIA LANE	Additional Trash	1	\$ 9.72	\$ 116.64
CITY OF COACHELLA	778-300-021	85421	VALENCIA LANE	Trash Service	1	\$ 34.73	\$ 416.76
CITY OF COACHELLA	778-300-022	85415	VALENCIA LANE	Trash Service	1	\$ 34.73	\$ 416.76
CITY OF COACHELLA	778-300-023	85409	VALENCIA LANE	Trash Service	1	\$ 34.73	\$ 416.76
CITY OF COACHELLA	778-300-023	85409	VALENCIA LANE	Additional Trash	1	\$ 9.72	\$ 116.64
CITY OF COACHELLA	778-300-024	85403	VALENCIA LANE	Trash Service	1	\$ 34.73	\$ 416.76
CITY OF COACHELLA	778-300-025	85402	VALENCIA LANE	Trash Service	1	\$ 34.73	\$ 416.76
CITY OF COACHELLA	778-300-025	85402	VALENCIA LANE	Additional Trash	1	\$ 9.72	\$ 116.64
CITY OF COACHELLA	778-300-026	85410	VALENCIA LANE	Trash Service	1	\$ 34.73	\$ 416.76
CITY OF COACHELLA	778-300-027	85416	VALENCIA LANE	Trash Service	1	\$ 34.73	\$ 416.76
CITY OF COACHELLA	778-300-027	85416	VALENCIA LANE	Additional Trash	1	\$ 9.72	\$ 116.64
CITY OF COACHELLA	778-300-028	85422	VALENCIA LANE	Trash Service	1	\$ 34.73	\$ 416.76
CITY OF COACHELLA	778-300-028	85422	VALENCIA LANE	Additional Trash	1	\$ 9.72	\$ 116.64
CITY OF COACHELLA	778-300-029	85428	VALENCIA LANE	Trash Service	1	\$ 34.73	\$ 416.76
CITY OF COACHELLA	778-300-029	85428	VALENCIA LANE	Additional Trash	1	\$ 9.72	\$ 116.64
CITY OF COACHELLA	778-300-030	85434	VALENCIA LANE	Trash Service	1	\$ 34.73	\$ 416.76
CITY OF COACHELLA	778-300-031	85433	VALLEY ROAD	Trash Service	1	\$ 34.73	\$ 416.76
CITY OF COACHELLA	778-300-032	85427	VALLEY ROAD	Trash Service	1	\$ 34.73	\$ 416.76
CITY OF COACHELLA	778-300-033	85421	VALLEY ROAD	Trash Service	1	\$ 34.73	\$ 416.76
CITY OF COACHELLA	778-300-034	85415	VALLEY ROAD	Trash Service	1	\$ 34.73	\$ 416.76
CITY OF COACHELLA	778-300-035	85403	VALLEY ROAD	Trash Service	1	\$ 34.73	\$ 416.76
CITY OF COACHELLA	778-300-035	85403	VALLEY ROAD	Additional Trash	1	\$ 9.72	\$ 116.64
CITY OF COACHELLA	778-300-036	85383	VALLEY ROAD	Trash Service	1	\$ 34.73	\$ 416.76
CITY OF COACHELLA	778-300-036	85383	VALLEY ROAD	Additional Trash	1	\$ 9.72	\$ 116.64
CITY OF COACHELLA	778-300-037	85367	VALLEY ROAD	Trash Service	1	\$ 34.73	\$ 416.76
CITY OF COACHELLA	778-300-038	85351	VALLEY ROAD	Trash Service	1	\$ 34.73	\$ 416.76
CITY OF COACHELLA	778-300-039	52500	OASIS PALMS AVE	Trash Service	1	\$ 34.73	\$ 416.76
CITY OF COACHELLA	778-300-040	52550	OASIS PALMS AVE	Trash Service	1	\$ 34.73	\$ 416.76
CITY OF COACHELLA	778-300-041	52600	OASIS PALMS AVE	Trash Service	1	\$ 34.73	\$ 416.76
CITY OF COACHELLA	778-300-042	52650	OASIS PALMS AVE	Trash Service	1	\$ 34.73	\$ 416.76
CITY OF COACHELLA	778-300-043	52700	OASIS PALMS AVE	Trash Service	1	\$ 34.73	\$ 416.76

### City of Coachella proposed 2024-25 Tax File

Customer Name	Parcel #	Address	Street	Service Level	Units	Total Monthly Rate	Total Annual Rate
CITY OF COACHELLA	778-301-001	85495	VALLEY ROAD	Trash Service	1	\$ 34.73	\$ 416.76
CITY OF COACHELLA	778-301-001	85495	VALLEY ROAD	Additional Trash	1	\$ 9.72	\$ 116.64
CITY OF COACHELLA	778-301-002	85481	VALLEY ROAD	Trash Service	1	\$ 34.73	\$ 416.76
CITY OF COACHELLA	778-301-003	85469	VALLEY ROAD	Trash Service	1	\$ 34.73	\$ 416.76
CITY OF COACHELLA	778-301-003	85469	VALLEY ROAD	Additional Trash	1	\$ 9.72	\$ 116.64
CITY OF COACHELLA	778-301-004	85457	VALLEY ROAD	Trash Service	1	\$ 34.73	\$ 416.76
CITY OF COACHELLA	778-301-005	52500	CYPRESS ST	Trash Service	1	\$ 34.73	\$ 416.76
CITY OF COACHELLA	778-301-006	52530	CYPRESS ST	Trash Service	1	\$ 34.73	\$ 416.76
CITY OF COACHELLA	778-301-007	52560	CYPRESS ST	Trash Service	1	\$ 34.73	\$ 416.76
CITY OF COACHELLA	778-301-008	52590	CYPRESS ST	Trash Service	1	\$ 34.73	\$ 416.76
CITY OF COACHELLA	778-301-008	52590	CYPRESS ST	Additional Trash	1	\$ 9.72	\$ 116.64
CITY OF COACHELLA	778-301-009	85458	VALENCIA LANE	Trash Service	1	\$ 34.73	\$ 416.76
CITY OF COACHELLA	778-301-009	85458	VALENCIA LANE	Additional Trash	1	\$ 9.72	\$ 116.64
CITY OF COACHELLA	778-301-010	85470	VALENCIA LANE	Trash Service	1	\$ 34.73	\$ 416.76
CITY OF COACHELLA	778-301-011	85480	VALENCIA LANE	Trash Service	1	\$ 34.73	\$ 416.76
CITY OF COACHELLA	778-301-012	52596	SHADY LANE	Trash Service	1	\$ 34.73	\$ 416.76
CITY OF COACHELLA	778-301-013	52600	SHADY LANE	Trash Service	1	\$ 34.73	\$ 416.76
CITY OF COACHELLA	778-301-014	52650	SHADY LANE	Trash Service	1	\$ 34.73	\$ 416.76
CITY OF COACHELLA	778-301-015	52700	SHADY LANE	Trash Service	1	\$ 34.73	\$ 416.76
CITY OF COACHELLA	778-301-016	52712	SHADY LANE	Trash Service	1	\$ 34.73	\$ 416.76
CITY OF COACHELLA	778-301-017	52724	SHADY LANE	Trash Service	1	\$ 34.73	\$ 416.76
CITY OF COACHELLA	778-301-018	52736	SHADY LANE	Trash Service	1	\$ 34.73	\$ 416.76
CITY OF COACHELLA	778-301-018	52736	SHADY LANE	Additional Trash	1	\$ 9.72	\$ 116.64
CITY OF COACHELLA	778-301-019	52750	SHADY LANE	Trash Service	1	\$ 34.73	\$ 416.76
CITY OF COACHELLA	778-301-019	52750	SHADY LANE	Additional Trash	1	\$ 9.72	\$ 116.64
CITY OF COACHELLA	778-302-001	85469	HEATHER LANE	Trash Service	1	\$ 34.73	\$ 416.76
CITY OF COACHELLA	778-302-002	85457	HEATHER LANE	Trash Service	1	\$ 34.73	\$ 416.76
CITY OF COACHELLA	778-302-002	85457	HEATHER LANE	Additional Trash	1	\$ 9.72	\$ 116.64
CITY OF COACHELLA	778-302-003	85451	HEATHER LANE	Trash Service	1	\$ 34.73	\$ 416.76
CITY OF COACHELLA	778-302-003	85451	HEATHER LANE	Additional Trash	1	\$ 9.72	\$ 116.64
CITY OF COACHELLA	778-302-004	85445	HEATHER LANE	Trash Service	1	\$ 34.73	\$ 416.76
CITY OF COACHELLA	778-302-005	85439	HEATHER LANE	Trash Service	1	\$ 34.73	\$ 416.76
CITY OF COACHELLA	778-302-005	85439	HEATHER LANE	Additional Trash	1	\$ 9.72	\$ 116.64



### City of Coachella proposed 2024-25 Tax File

Customer Name	Parcel #	Address	Street	Service Level	Units	Total Monthly Rate	Total Annual Rate
CITY OF COACHELLA	778-302-006	85433	HEATHER LANE	Trash Service	1	\$ 34.73	\$ 416.76
CITY OF COACHELLA	778-302-007	85427	HEATHER LANE	Trash Service	1	\$ 34.73	\$ 416.76
CITY OF COACHELLA	778-302-007	85427	HEATHER LANE	Additional Trash	1	\$ 9.72	\$ 116.64
CITY OF COACHELLA	778-302-008	85421	HEATHER LANE	Trash Service	1	\$ 34.73	\$ 416.76
CITY OF COACHELLA	778-302-009	85415	HEATHER LANE	Trash Service	1	\$ 34.73	\$ 416.76
CITY OF COACHELLA	778-302-010	85403	HEATHER LANE	Trash Service	1	\$ 34.73	\$ 416.76
CITY OF COACHELLA	778-302-011	85383	HEATHER LANE	Trash Service	1	\$ 34.73	\$ 416.76
CITY OF COACHELLA	778-302-012	85367	HEATHER LANE	Trash Service	1	\$ 34.73	\$ 416.76
CITY OF COACHELLA	778-302-013	85351	HEATHER LANE	Trash Service	1	\$ 34.73	\$ 416.76
CITY OF COACHELLA	778-310-001	52890	SHADY LANE	Trash Service	1	\$ 34.73	\$ 416.76
CITY OF COACHELLA	778-310-002	52876	SHADY LANE	Trash Service	1	\$ 34.73	\$ 416.76
CITY OF COACHELLA	778-310-002	52876	SHADY LANE	Additional Trash	1	\$ 9.72	\$ 116.64
CITY OF COACHELLA	778-310-003	52862	SHADY LANE	Trash Service	1	\$ 34.73	\$ 416.76
CITY OF COACHELLA	778-310-004	52848	SHADY LANE	Trash Service	1	\$ 34.73	\$ 416.76
CITY OF COACHELLA	778-310-005	52834	SHADY LANE	Trash Service	1	\$ 34.73	\$ 416.76
CITY OF COACHELLA	778-310-006	52820	SHADY LANE	Trash Service	1	\$ 34.73	\$ 416.76
CITY OF COACHELLA	778-310-007	52806	SHADY LANE	Trash Service	1	\$ 34.73	\$ 416.76
CITY OF COACHELLA	778-310-007	52806	SHADY LANE	Additional Trash	1	\$ 9.72	\$ 116.64
CITY OF COACHELLA	778-310-008	52792	SHADY LANE	Trash Service	1	\$ 34.73	\$ 416.76
CITY OF COACHELLA	778-310-008	52792	SHADY LANE	Additional Trash	1	\$ 9.72	\$ 116.64
CITY OF COACHELLA	778-310-009	52778	SHADY LANE	Trash Service	1	\$ 34.73	\$ 416.76
CITY OF COACHELLA	778-310-009	52778	SHADY LANE	Additional Trash	1	\$ 9.72	\$ 116.64
CITY OF COACHELLA	778-310-010	52764	SHADY LANE	Trash Service	1	\$ 34.73	\$ 416.76
CITY OF COACHELLA	778-311-001	85576	BRENDA LANE	Trash Service	1	\$ 34.73	\$ 416.76
CITY OF COACHELLA	778-311-002	85570	BRENDA LANE	Trash Service	1	\$ 34.73	\$ 416.76
CITY OF COACHELLA	778-311-003	85564	BRENDA LANE	Trash Service	1	\$ 34.73	\$ 416.76
CITY OF COACHELLA	778-311-003	85564	BRENDA LANE	Additional Trash	1	\$ 9.72	\$ 116.64
CITY OF COACHELLA	778-311-004	85558	BRENDA LANE	Trash Service	1	\$ 34.73	\$ 416.76
CITY OF COACHELLA	778-311-004	85558	BRENDA LANE	Additional Trash	1	\$ 9.72	\$ 116.64
CITY OF COACHELLA	778-311-005	85552	BRENDA LANE	Trash Service	1	\$ 34.73	\$ 416.76
CITY OF COACHELLA	778-311-005	85552	BRENDA LANE	Additional Organics	1	\$ 9.72	\$ 116.64
CITY OF COACHELLA	778-311-005	85552	BRENDA LANE	Additional Trash	2	\$ 19.44	\$ 233.28
CITY OF COACHELLA	778-311-006	85546	BRENDA LANE	Trash Service	1	\$ 34.73	\$ 416.76

### City of Coachella proposed 2024-25 Tax File

Customer Name	Parcel #	Address	Street	Service Level	Units	Total Monthly Rate	Total Annual Rate
CITY OF COACHELLA	778-311-007	85540	BRENDA LANE	Trash Service	1	\$ 34.73	\$ 416.76
CITY OF COACHELLA	778-311-007	85540	BRENDA LANE	Additional Organics	1	\$ 9.72	\$ 116.64
CITY OF COACHELLA	778-311-008	85534	BRENDA LANE	Trash Service	1	\$ 34.73	\$ 416.76
CITY OF COACHELLA	778-311-009	85528	BRENDA LANE	Trash Service	1	\$ 34.73	\$ 416.76
CITY OF COACHELLA	778-311-010	85522	BRENDA LANE	Trash Service	1	\$ 34.73	\$ 416.76
CITY OF COACHELLA	778-311-010	85522	BRENDA LANE	Additional Trash	1	\$ 9.72	\$ 116.64
CITY OF COACHELLA	778-311-011	85516	BRENDA LANE	Trash Service	1	\$ 34.73	\$ 416.76
CITY OF COACHELLA	778-311-012	85510	BRENDA LANE	Trash Service	1	\$ 34.73	\$ 416.76
CITY OF COACHELLA	778-311-012	85510	BRENDA LANE	Additional Trash	1	\$ 9.72	\$ 116.64
CITY OF COACHELLA	778-311-013	85500	BRENDA LANE	Trash Service	1	\$ 34.73	\$ 416.76
CITY OF COACHELLA	778-311-013	85500	BRENDA LANE	Additional Trash	1	\$ 9.72	\$ 116.64
CITY OF COACHELLA	778-311-014	85501	BRENDA LANE	Trash Service	1	\$ 34.73	\$ 416.76
CITY OF COACHELLA	778-311-015	85511	BRENDA LANE	Trash Service	1	\$ 34.73	\$ 416.76
CITY OF COACHELLA	778-311-015	85511	BRENDA LANE	Additional Organics	1	\$ 9.72	\$ 116.64
CITY OF COACHELLA	778-311-016	85517	BRENDA LANE	Trash Service	1	\$ 34.73	\$ 416.76
CITY OF COACHELLA	778-311-017	85523	BRENDA LANE	Trash Service	1	\$ 34.73	\$ 416.76
CITY OF COACHELLA	778-311-017	85523	BRENDA LANE	Additional Trash	1	\$ 9.72	\$ 116.64
CITY OF COACHELLA	778-311-018	85529	BRENDA LANE	Trash Service	1	\$ 34.73	\$ 416.76
CITY OF COACHELLA	778-311-018	85529	BRENDA LANE	Additional Organics	1	\$ 9.72	\$ 116.64
CITY OF COACHELLA	778-311-019	85535	BRENDA LANE	Trash Service	1	\$ 34.73	\$ 416.76
CITY OF COACHELLA	778-311-019	85535	BRENDA LANE	Additional Trash	1	\$ 9.72	\$ 116.64
CITY OF COACHELLA	778-311-020	85541	BRENDA LANE	Trash Service	1	\$ 34.73	\$ 416.76
CITY OF COACHELLA	778-311-020	85541	BRENDA LANE	Additional Trash	1	\$ 9.72	\$ 116.64
CITY OF COACHELLA	778-311-021	85547	BRENDA LANE	Trash Service	1	\$ 34.73	\$ 416.76
CITY OF COACHELLA	778-311-022	85553	BRENDA LANE	Trash Service	1	\$ 34.73	\$ 416.76
CITY OF COACHELLA	778-311-023	85559	BRENDA LANE	Trash Service	1	\$ 34.73	\$ 416.76
CITY OF COACHELLA	778-311-024	85565	BRENDA LANE	Trash Service	1	\$ 34.73	\$ 416.76
CITY OF COACHELLA	778-311-025	85571	BRENDA LANE	Trash Service	1	\$ 34.73	\$ 416.76
CITY OF COACHELLA	778-311-025	85571	BRENDA LANE	Additional Trash	2	\$ 19.44	\$ 233.28
CITY OF COACHELLA	778-311-026	85577	BRENDA LANE	Trash Service	1	\$ 34.73	\$ 416.76
CITY OF COACHELLA	778-311-027	85576	STACIE LANE	Trash Service	1	\$ 34.73	\$ 416.76
CITY OF COACHELLA	778-311-028	85570	STACIE LANE	Trash Service	1	\$ 34.73	\$ 416.76
CITY OF COACHELLA	778-311-029	85564	STACIE LANE	Trash Service	1	\$ 34.73	\$ 416.76

### City of Coachella proposed 2024-25 Tax File

Customer Name	Parcel #	Address	Street	Service Level	Units	Total Monthly Rate	Total Annual Rate
CITY OF COACHELLA	778-311-030	85558	STACIE LANE	Trash Service	1	\$ 34.73	\$ 416.76
CITY OF COACHELLA	778-311-031	85552	STACIE LANE	Trash Service	1	\$ 34.73	\$ 416.76
CITY OF COACHELLA	778-311-032	85546	STACIE LANE	Trash Service	1	\$ 34.73	\$ 416.76
CITY OF COACHELLA	778-311-033	85540	STACIE LANE	Trash Service	1	\$ 34.73	\$ 416.76
CITY OF COACHELLA	778-311-033	85540	STACIE LANE	Additional Trash	1	\$ 9.72	\$ 116.64
CITY OF COACHELLA	778-311-034	85534	STACIE LANE	Trash Service	1	\$ 34.73	\$ 416.76
CITY OF COACHELLA	778-311-034	85534	STACIE LANE	Additional Trash	1	\$ 9.72	\$ 116.64
CITY OF COACHELLA	778-311-035	85528	STACIE LANE	Trash Service	1	\$ 34.73	\$ 416.76
CITY OF COACHELLA	778-311-036	85522	STACIE LANE	Trash Service	1	\$ 34.73	\$ 416.76
CITY OF COACHELLA	778-311-037	85516	STACIE LANE	Trash Service	1	\$ 34.73	\$ 416.76
CITY OF COACHELLA	778-311-038	85510	STACIE LANE	Trash Service	1	\$ 34.73	\$ 416.76
CITY OF COACHELLA	778-311-039	85500	STACIE LANE	Trash Service	1	\$ 34.73	\$ 416.76
CITY OF COACHELLA	778-311-040	85501	STACIE LANE	Trash Service	1	\$ 34.73	\$ 416.76
CITY OF COACHELLA	778-311-041	85511	STACIE LANE	Trash Service	1	\$ 34.73	\$ 416.76
CITY OF COACHELLA	778-311-042	85517	STACIE LANE	Trash Service	1	\$ 34.73	\$ 416.76
CITY OF COACHELLA	778-311-043	85523	STACIE LANE	Trash Service	1	\$ 34.73	\$ 416.76
CITY OF COACHELLA	778-311-043	85523	STACIE LANE	Additional Trash	1	\$ 9.72	\$ 116.64
CITY OF COACHELLA	778-311-044	85529	STACIE LANE	Trash Service	1	\$ 34.73	\$ 416.76
CITY OF COACHELLA	778-311-045	85535	STACIE LANE	Trash Service	1	\$ 34.73	\$ 416.76
CITY OF COACHELLA	778-311-045	85535	STACIE LANE	Additional Trash	1	\$ 9.72	\$ 116.64
CITY OF COACHELLA	778-311-046	85541	STACIE LANE	Trash Service	1	\$ 34.73	\$ 416.76
CITY OF COACHELLA	778-311-047	85547	STACIE LANE	Trash Service	1	\$ 34.73	\$ 416.76
CITY OF COACHELLA	778-311-048	85553	STACIE LANE	Trash Service	1	\$ 34.73	\$ 416.76
CITY OF COACHELLA	778-311-049	85559	STACIE LANE	Trash Service	1	\$ 34.73	\$ 416.76
CITY OF COACHELLA	778-311-050	85565	STACIE LANE	Trash Service	1	\$ 34.73	\$ 416.76
CITY OF COACHELLA	778-311-051	85571	STACIE LANE	Trash Service	1	\$ 34.73	\$ 416.76
CITY OF COACHELLA	778-311-052	85577	STACIE LANE	Trash Service	1	\$ 34.73	\$ 416.76
CITY OF COACHELLA	778-311-052	85577	STACIE LANE	Additional Trash	1	\$ 9.72	\$ 116.64
CITY OF COACHELLA	778-330-001	85116	CALLE ROSA	Trash Service	1	\$ 34.73	\$ 416.76
CITY OF COACHELLA	778-330-001	85116	CALLE ROSA	Additional Trash	1	\$ 9.72	\$ 116.64
CITY OF COACHELLA	778-330-002	85150	CALLE ROSA	Trash Service	1	\$ 34.73	\$ 416.76
CITY OF COACHELLA	778-330-002	85150	CALLE ROSA	Additional Trash	1	\$ 9.72	\$ 116.64
CITY OF COACHELLA	778-330-002	85150	CALLE ROSA	Additional Organics	1	\$ 9.72	\$ 116.64

### City of Coachella proposed 2024-25 Tax File

Customer Name	Parcel #	Address	Street	Service Level	Units	Total Monthly Rate	Total Annual Rate
CITY OF COACHELLA	778-330-003	85184	CALLE ROSA	Trash Service	1	\$ 34.73	\$ 416.76
CITY OF COACHELLA	778-330-003	85184	CALLE ROSA	Additional Trash	1	\$ 9.72	\$ 116.64
CITY OF COACHELLA	778-330-004	85218	CALLE ROSA	Trash Service	1	\$ 34.73	\$ 416.76
CITY OF COACHELLA	778-330-004	85218	CALLE ROSA	Additional Trash	1	\$ 9.72	\$ 116.64
CITY OF COACHELLA	778-330-005	85252	CALLE ROSA	Trash Service	1	\$ 34.73	\$ 416.76
CITY OF COACHELLA	778-330-006	85286	CALLE ROSA	Trash Service	1	\$ 34.73	\$ 416.76
CITY OF COACHELLA	778-331-001	53172	CALLE LINDA	Trash Service	1	\$ 34.73	\$ 416.76
CITY OF COACHELLA	778-331-002	53198	CALLE LINDA	Trash Service	1	\$ 34.73	\$ 416.76
CITY OF COACHELLA	778-331-002	53198	CALLE LINDA	Additional Trash	2	\$ 19.44	\$ 233.28
CITY OF COACHELLA	778-331-003	53224	CALLE LINDA	Trash Service	1	\$ 34.73	\$ 416.76
CITY OF COACHELLA	778-331-004	53250	CALLE LINDA	Trash Service	1	\$ 34.73	\$ 416.76
CITY OF COACHELLA	778-331-004	53250	CALLE LINDA	Additional Trash	1	\$ 9.72	\$ 116.64
CITY OF COACHELLA	778-331-005	53276	CALLE LINDA	Trash Service	1	\$ 34.73	\$ 416.76
CITY OF COACHELLA	778-331-006	53275	CALLE LINDA	Trash Service	1	\$ 34.73	\$ 416.76
CITY OF COACHELLA	778-331-007	53249	CALLE LINDA	Trash Service	1	\$ 34.73	\$ 416.76
CITY OF COACHELLA	778-331-008	53223	CALLE LINDA	Trash Service	1	\$ 34.73	\$ 416.76
CITY OF COACHELLA	778-331-009	53197	CALLE LINDA	Trash Service	1	\$ 34.73	\$ 416.76
CITY OF COACHELLA	778-331-010	53171	CALLE LINDA	Trash Service	1	\$ 34.73	\$ 416.76
CITY OF COACHELLA	778-331-010	53171	CALLE LINDA	Additional Trash	1	\$ 9.72	\$ 116.64
CITY OF COACHELLA	778-331-011	53170	CALLE BONITA	Trash Service	1	\$ 34.73	\$ 416.76
CITY OF COACHELLA	778-331-012	53196	CALLE BONITA	Trash Service	1	\$ 34.73	\$ 416.76
CITY OF COACHELLA	778-331-012	53196	CALLE BONITA	Additional Trash	1	\$ 9.72	\$ 116.64
CITY OF COACHELLA	778-331-013	53222	CALLE BONITA	Trash Service	1	\$ 34.73	\$ 416.76
CITY OF COACHELLA	778-331-013	53222	CALLE BONITA	Additional Trash	1	\$ 9.72	\$ 116.64
CITY OF COACHELLA	778-331-014	53248	CALLE BONITA	Trash Service	1	\$ 34.73	\$ 416.76
CITY OF COACHELLA	778-331-015	53274	CALLE BONITA	Trash Service	1	\$ 34.73	\$ 416.76
CITY OF COACHELLA	778-332-001	53275	CALLE BONITA	Trash Service	1	\$ 34.73	\$ 416.76
CITY OF COACHELLA	778-332-001	53275	CALLE BONITA	Additional Trash	1	\$ 9.72	\$ 116.64
CITY OF COACHELLA	778-332-002	53249	CALLE BONITA	Trash Service	1	\$ 34.73	\$ 416.76
CITY OF COACHELLA	778-332-003	53223	CALLE BONITA	Trash Service	1	\$ 34.73	\$ 416.76
CITY OF COACHELLA	778-332-004	53197	CALLE BONITA	Trash Service	1	\$ 34.73	\$ 416.76
CITY OF COACHELLA	778-332-004	53197	CALLE BONITA	Additional Trash	1	\$ 9.72	\$ 116.64
CITY OF COACHELLA	778-332-005	53171	CALLE BONITA	Trash Service	1	\$ 34.73	\$ 416.76

### City of Coachella proposed 2024-25 Tax File

Customer Name	Parcel #	Address	Street	Service Level	Units	Total Monthly Rate	Total Annual Rate
CITY OF COACHELLA	778-332-005	53171	CALLE BONITA	Additional Trash	1	\$ 9.72	\$ 116.64
CITY OF COACHELLA	778-332-005	53171	CALLE BONITA	Additional Organics	1	\$ 9.72	\$ 116.64
CITY OF COACHELLA	778-332-006	53172	CALLE LOS HERMANO!	Trash Service	1	\$ 34.73	\$ 416.76
CITY OF COACHELLA	778-332-006	53172	CALLE LOS HERMANO!	Additional Trash	1	\$ 9.72	\$ 116.64
CITY OF COACHELLA	778-332-007	53198	CALLE LOS HERMANO!	Trash Service	1	\$ 34.73	\$ 416.76
CITY OF COACHELLA	778-332-007	53198	CALLE LOS HERMANO!	Additional Trash	1	\$ 9.72	\$ 116.64
CITY OF COACHELLA	778-332-008	53224	CALLE LOS HERMANO!	Trash Service	1	\$ 34.73	\$ 416.76
CITY OF COACHELLA	778-332-009	53250	CALLE LOS HERMANO!	Trash Service	1	\$ 34.73	\$ 416.76
CITY OF COACHELLA	778-332-010	53276	CALLE LOS HERMANO!	Trash Service	1	\$ 34.73	\$ 416.76
CITY OF COACHELLA	778-333-001	85106	CALLE ROSA	Trash Service	2	\$ 69.46	\$ 833.52
CITY OF COACHELLA	778-333-002	85096	CALLE ROSA	Trash Service	1	\$ 34.73	\$ 416.76
CITY OF COACHELLA	778-333-003	85084	CALLE ROSA	Trash Service	1	\$ 34.73	\$ 416.76
CITY OF COACHELLA	778-333-004	85074	CALLE ROSA	Trash Service	1	\$ 34.73	\$ 416.76
CITY OF COACHELLA	778-333-004	85074	CALLE ROSA	Additional Trash	1	\$ 9.72	\$ 116.64
CITY OF COACHELLA	778-333-005	53143	CALLE LOS HERMANO!	Trash Service	1	\$ 34.73	\$ 416.76
CITY OF COACHELLA	778-333-005	53143	CALLE LOS HERMANO!	Additional Trash	1	\$ 9.72	\$ 116.64
CITY OF COACHELLA	778-333-006	53169	CALLE LOS HERMANO!	Trash Service	1	\$ 34.73	\$ 416.76
CITY OF COACHELLA	778-333-006	53169	CALLE LOS HERMANO!	Additional Trash	1	\$ 9.72	\$ 116.64
CITY OF COACHELLA	778-333-007	53195	CALLE LOS HERMANO!	Trash Service	1	\$ 34.73	\$ 416.76
CITY OF COACHELLA	778-333-008	53221	CALLE LOS HERMANO!	Trash Service	1	\$ 34.73	\$ 416.76
CITY OF COACHELLA	778-333-008	53221	CALLE LOS HERMANO!	Additional Trash	1	\$ 9.72	\$ 116.64
CITY OF COACHELLA	778-333-009	53247	CALLE LOS HERMANO!	Trash Service	1	\$ 34.73	\$ 416.76
CITY OF COACHELLA	778-333-010	53273	CALLE LOS HERMANO!	Trash Service	1	\$ 34.73	\$ 416.76
CITY OF COACHELLA	778-333-010	53273	CALLE LOS HERMANO!	Additional Trash	1	\$ 9.72	\$ 116.64
CITY OF COACHELLA	778-340-001	53300	CALLE BONITA	Trash Service	1	\$ 34.73	\$ 416.76
CITY OF COACHELLA	778-340-001	53300	CALLE BONITA	Additional Organics	1	\$ 9.72	\$ 116.64
CITY OF COACHELLA	778-340-002	53326	CALLE BONITA	Trash Service	1	\$ 34.73	\$ 416.76
CITY OF COACHELLA	778-340-003	53352	CALLE BONITA	Trash Service	1	\$ 34.73	\$ 416.76
CITY OF COACHELLA	778-340-004	53378	CALLE BONITA	Trash Service	1	\$ 34.73	\$ 416.76
CITY OF COACHELLA	778-340-004	53378	CALLE BONITA	Additional Trash	1	\$ 9.72	\$ 116.64
CITY OF COACHELLA	778-340-005	53404	CALLE BONITA	Trash Service	1	\$ 34.73	\$ 416.76
CITY OF COACHELLA	778-340-006	53430	CALLE BONITA	Trash Service	1	\$ 34.73	\$ 416.76
CITY OF COACHELLA	778-340-006	53430	CALLE BONITA	Additional Trash	2	\$ 19.44	\$ 233.28

### City of Coachella proposed 2024-25 Tax File

Customer Name	Parcel #	Address	Street	Service Level	Units	Total Monthly Rate	Total Annual Rate
CITY OF COACHELLA	778-340-007	53456	CALLE BONITA	Trash Service	1	\$ 34.73	\$ 416.76
CITY OF COACHELLA	778-340-007	53456	CALLE BONITA	Additional Trash	1	\$ 9.72	\$ 116.64
CITY OF COACHELLA	778-340-008	53482	CALLE BONITA	Trash Service	1	\$ 34.73	\$ 416.76
CITY OF COACHELLA	778-340-009	53508	CALLE BONITA	Trash Service	1	\$ 34.73	\$ 416.76
CITY OF COACHELLA	778-340-009	53508	CALLE BONITA	Additional Trash	1	\$ 9.72	\$ 116.64
CITY OF COACHELLA	778-340-010	53515	CALLE BELLA	Trash Service	1	\$ 34.73	\$ 416.76
CITY OF COACHELLA	778-340-010	53515	CALLE BELLA	Additional Trash	1	\$ 9.72	\$ 116.64
CITY OF COACHELLA	778-340-011	53489	CALLE BELLA	Trash Service	1	\$ 34.73	\$ 416.76
CITY OF COACHELLA	778-340-012	53463	CALLE BELLA	Trash Service	1	\$ 34.73	\$ 416.76
CITY OF COACHELLA	778-340-012	53463	CALLE BELLA	Additional Trash	1	\$ 9.72	\$ 116.64
CITY OF COACHELLA	778-340-013	53427	CALLE BELLA	Trash Service	1	\$ 34.73	\$ 416.76
CITY OF COACHELLA	778-340-014	53401	CALLE BELLA	Trash Service	1	\$ 34.73	\$ 416.76
CITY OF COACHELLA	778-340-014	53401	CALLE BELLA	Additional Trash	1	\$ 9.72	\$ 116.64
CITY OF COACHELLA	778-340-015	53373	CALLE BELLA	Trash Service	1	\$ 34.73	\$ 416.76
CITY OF COACHELLA	778-340-016	53351	CALLE BELLA	Trash Service	1	\$ 34.73	\$ 416.76
CITY OF COACHELLA	778-340-017	53327	CALLE BELLA	Trash Service	1	\$ 34.73	\$ 416.76
CITY OF COACHELLA	778-340-018	53326	CALLE BELLA	Trash Service	1	\$ 34.73	\$ 416.76
CITY OF COACHELLA	778-340-018	53326	CALLE BELLA	Additional Trash	1	\$ 9.72	\$ 116.64
CITY OF COACHELLA	778-340-019	53350	CALLE BELLA	Trash Service	1	\$ 34.73	\$ 416.76
CITY OF COACHELLA	778-340-019	53350	CALLE BELLA	Additional Trash	2	\$ 19.44	\$ 233.28
CITY OF COACHELLA	778-340-020	53374	CALLE BELLA	Trash Service	1	\$ 34.73	\$ 416.76
CITY OF COACHELLA	778-340-020	53374	CALLE BELLA	Additional Recycle	1	\$ 9.72	\$ 116.64
CITY OF COACHELLA	778-340-020	53374	CALLE BELLA	Additional Trash	1	\$ 9.72	\$ 116.64
CITY OF COACHELLA	778-340-021	53400	CALLE BELLA	Trash Service	1	\$ 34.73	\$ 416.76
CITY OF COACHELLA	778-340-022	53428	CALLE BELLA	Trash Service	1	\$ 34.73	\$ 416.76
CITY OF COACHELLA	778-340-022	53428	CALLE BELLA	Additional Trash	1	\$ 9.72	\$ 116.64
CITY OF COACHELLA	778-340-023	53464	CALLE BELLA	Trash Service	1	\$ 34.73	\$ 416.76
CITY OF COACHELLA	778-340-023	53464	CALLE BELLA	Additional Trash	1	\$ 9.72	\$ 116.64
CITY OF COACHELLA	778-340-024	53490	CALLE BELLA	Trash Service	1	\$ 34.73	\$ 416.76
CITY OF COACHELLA	778-340-025	53516	CALLE BELLA	Trash Service	1	\$ 34.73	\$ 416.76
CITY OF COACHELLA	778-340-025	53516	CALLE BELLA	Additional Trash	1	\$ 9.72	\$ 116.64
CITY OF COACHELLA	778-341-001	85323	CALLE NINOS	Trash Service	1	\$ 34.73	\$ 416.76
CITY OF COACHELLA	778-341-002	85289	CALLE NINOS	Trash Service	1	\$ 34.73	\$ 416.76

### City of Coachella proposed 2024-25 Tax File

Customer Name	Parcel #	Address	Street	Service Level	Units	Total Monthly Rate	Total Annual Rate
CITY OF COACHELLA	778-341-002	85289	CALLE NINOS	Additional Trash	1	\$ 9.72	\$ 116.64
CITY OF COACHELLA	778-341-003	85255	CALLE NINOS	Trash Service	1	\$ 34.73	\$ 416.76
CITY OF COACHELLA	778-341-003	85255	CALLE NINOS	Additional Trash	1	\$ 9.72	\$ 116.64
CITY OF COACHELLA	778-341-004	85221	CALLE NINOS	Trash Service	1	\$ 34.73	\$ 416.76
CITY OF COACHELLA	778-341-004	85221	CALLE NINOS	Additional Trash	1	\$ 9.72	\$ 116.64
CITY OF COACHELLA	778-341-005	85153	CALLE NINOS	Trash Service	1	\$ 34.73	\$ 416.76
CITY OF COACHELLA	778-341-006	85119	CALLE NINOS	Trash Service	1	\$ 34.73	\$ 416.76
CITY OF COACHELLA	778-341-007	85111	CALLE NINOS	Trash Service	1	\$ 34.73	\$ 416.76
CITY OF COACHELLA	778-341-007	85111	CALLE NINOS	Additional Trash	1	\$ 9.72	\$ 116.64
CITY OF COACHELLA	778-341-008	53509	CALLE BONITA	Trash Service	1	\$ 34.73	\$ 416.76
CITY OF COACHELLA	778-341-008	53509	CALLE BONITA	Additional Trash	1	\$ 9.72	\$ 116.64
CITY OF COACHELLA	778-341-009	53483	CALLE BONITA	Trash Service	1	\$ 34.73	\$ 416.76
CITY OF COACHELLA	778-341-010	53457	CALLE BONITA	Trash Service	1	\$ 34.73	\$ 416.76
CITY OF COACHELLA	778-341-010	53457	CALLE BONITA	Additional Trash	1	\$ 9.72	\$ 116.64
CITY OF COACHELLA	778-341-011	53431	CALLE BONITA	Trash Service	1	\$ 34.73	\$ 416.76
CITY OF COACHELLA	778-341-011	53431	CALLE BONITA	Additional Trash	1	\$ 9.72	\$ 116.64
CITY OF COACHELLA	778-341-012	53405	CALLE BONITA	Trash Service	1	\$ 34.73	\$ 416.76
CITY OF COACHELLA	778-341-012	53405	CALLE BONITA	Additional Organics	1	\$ 9.72	\$ 116.64
CITY OF COACHELLA	778-341-013	85095	CALLE FELIX	Trash Service	1	\$ 34.73	\$ 416.76
CITY OF COACHELLA	778-341-013	85095	CALLE FELIX	Additional Recycle	1	\$ 9.72	\$ 116.64
CITY OF COACHELLA	778-341-014	85085	CALLE FELIX	Trash Service	1	\$ 34.73	\$ 416.76
CITY OF COACHELLA	778-341-014	85085	CALLE FELIX	Additional Trash	2	\$ 19.44	\$ 233.28
CITY OF COACHELLA	778-341-015	85075	CALLE FELIX	Trash Service	1	\$ 34.73	\$ 416.76
CITY OF COACHELLA	778-341-016	53429	CALLE LOS HERMANO!	Trash Service	1	\$ 34.73	\$ 416.76
CITY OF COACHELLA	778-341-016	53429	CALLE LOS HERMANO!	Additional Trash	1	\$ 9.72	\$ 116.64
CITY OF COACHELLA	778-341-017	53403	CALLE LOS HERMANO!	Trash Service	1	\$ 34.73	\$ 416.76
CITY OF COACHELLA	778-341-018	53377	CALLE LOS HERMANO!	Trash Service	1	\$ 34.73	\$ 416.76
CITY OF COACHELLA	778-341-018	53377	CALLE LOS HERMANO!	Additional Trash	1	\$ 9.72	\$ 116.64
CITY OF COACHELLA	778-341-019	53351	CALLE LOS HERMANO!	Trash Service	1	\$ 34.73	\$ 416.76
CITY OF COACHELLA	778-341-020	53325	CALLE LOS HERMANO!	Trash Service	1	\$ 34.73	\$ 416.76
CITY OF COACHELLA	778-341-020	53325	CALLE LOS HERMANO!	Additional Trash	1	\$ 9.72	\$ 116.64
CITY OF COACHELLA	778-341-021	53299	CALLE LOS HERMANO!	Trash Service	1	\$ 34.73	\$ 416.76
CITY OF COACHELLA	778-341-021	53299	CALLE LOS HERMANO!	Additional Trash	2	\$ 19.44	\$ 233.28



### City of Coachella proposed 2024-25 Tax File

Customer Name	Parcel #	Address	Street	Service Level	Units	Total Monthly Rate	Total Annual Rate
CITY OF COACHELLA	778-342-001	53302	CALLE LOS HERMANO	Trash Service	1	\$ 34.73	\$ 416.76
CITY OF COACHELLA	778-342-002	53328	CALLE LOS HERMANO	Trash Service	1	\$ 34.73	\$ 416.76
CITY OF COACHELLA	778-342-002	53328	CALLE LOS HERMANO	Additional Trash	1	\$ 9.72	\$ 116.64
CITY OF COACHELLA	778-342-003	53354	CALLE LOS HERMANO	Trash Service	1	\$ 34.73	\$ 416.76
CITY OF COACHELLA	778-342-004	53380	CALLE LOS HERMANO	Trash Service	1	\$ 34.73	\$ 416.76
CITY OF COACHELLA	778-342-005	53379	CALLE BONITA	Trash Service	1	\$ 34.73	\$ 416.76
CITY OF COACHELLA	778-342-005	53379	CALLE BONITA	Additional Trash	1	\$ 9.72	\$ 116.64
CITY OF COACHELLA	778-342-006	53353	CALLE BONITA	Trash Service	1	\$ 34.73	\$ 416.76
CITY OF COACHELLA	778-342-007	53327	CALLE BONITA	Trash Service	1	\$ 34.73	\$ 416.76
CITY OF COACHELLA	778-342-008	53301	CALLE BONITA	Trash Service	1	\$ 34.73	\$ 416.76
CITY OF COACHELLA	778-342-008	53301	CALLE BONITA	Additional Trash	1	\$ 9.72	\$ 116.64
CITY OF COACHELLA	778-350-001	53110	CALLE LA PAZ	Trash Service	1	\$ 34.73	\$ 416.76
CITY OF COACHELLA	778-350-002	53134	CALLE LA PAZ	Trash Service	1	\$ 34.73	\$ 416.76
CITY OF COACHELLA	778-350-002	53134	CALLE LA PAZ	Additional Trash	1	\$ 9.72	\$ 116.64
CITY OF COACHELLA	778-350-003	53158	CALLE LA PAZ	Trash Service	1	\$ 34.73	\$ 416.76
CITY OF COACHELLA	778-350-003	53158	CALLE LA PAZ	Additional Trash	1	\$ 9.72	\$ 116.64
CITY OF COACHELLA	778-350-004	53182	CALLE LA PAZ	Trash Service	1	\$ 34.73	\$ 416.76
CITY OF COACHELLA	778-350-004	53182	CALLE LA PAZ	Additional Trash	1	\$ 9.72	\$ 116.64
CITY OF COACHELLA	778-350-005	53206	CALLE LA PAZ	Trash Service	1	\$ 34.73	\$ 416.76
CITY OF COACHELLA	778-350-006	53250	CALLE LA PAZ	Trash Service	1	\$ 34.73	\$ 416.76
CITY OF COACHELLA	778-350-006	53250	CALLE LA PAZ	Additional Trash	1	\$ 9.72	\$ 116.64
CITY OF COACHELLA	778-350-006	53250	CALLE LA PAZ	Additional Organics	1	\$ 9.72	\$ 116.64
CITY OF COACHELLA	778-350-006	53250	CALLE LA PAZ	Additional Trash	2	\$ 19.44	\$ 233.28
CITY OF COACHELLA	778-350-007	53274	CALLE LA PAZ	Trash Service	1	\$ 34.73	\$ 416.76
CITY OF COACHELLA	778-350-007	53274	CALLE LA PAZ	Additional Trash	1	\$ 9.72	\$ 116.64
CITY OF COACHELLA	778-350-008	53300	CALLE LA PAZ	Trash Service	1	\$ 34.73	\$ 416.76
CITY OF COACHELLA	778-350-009	53324	CALLE LA PAZ	Trash Service	1	\$ 34.73	\$ 416.76
CITY OF COACHELLA	778-350-010	53348	CALLE LA PAZ	Trash Service	1	\$ 34.73	\$ 416.76
CITY OF COACHELLA	778-350-011	53382	CALLE LA PAZ	Trash Service	1	\$ 34.73	\$ 416.76
CITY OF COACHELLA	778-350-011	53382	CALLE LA PAZ	Additional Trash	1	\$ 9.72	\$ 116.64
CITY OF COACHELLA	778-350-012	53406	CALLE LA PAZ	Trash Service	1	\$ 34.73	\$ 416.76
CITY OF COACHELLA	778-350-013	53430	CALLE LA PAZ	Trash Service	1	\$ 34.73	\$ 416.76
CITY OF COACHELLA	778-350-014	53454	CALLE LA PAZ	Trash Service	1	\$ 34.73	\$ 416.76

### City of Coachella proposed 2024-25 Tax File

Customer Name	Parcel #	Address	Street	Service Level	Units	Total Monthly Rate	Total Annual Rate
CITY OF COACHELLA	778-350-015	53478	CALLE LA PAZ	Trash Service	1	\$ 34.73	\$ 416.76
CITY OF COACHELLA	778-350-015	53478	CALLE LA PAZ	Additional Trash	1	\$ 9.72	\$ 116.64
CITY OF COACHELLA	778-350-016	53502	CALLE LA PAZ	Trash Service	1	\$ 34.73	\$ 416.76
CITY OF COACHELLA	778-350-016	53502	CALLE LA PAZ	Additional Trash	1	\$ 9.72	\$ 116.64
CITY OF COACHELLA	778-350-017	53526	CALLE LA PAZ	Trash Service	1	\$ 34.73	\$ 416.76
CITY OF COACHELLA	778-351-001	53221	CALLE LA PAZ	Trash Service	1	\$ 34.73	\$ 416.76
CITY OF COACHELLA	778-351-001	53221	CALLE LA PAZ	Additional Trash	1	\$ 9.72	\$ 116.64
CITY OF COACHELLA	778-351-002	53195	CALLE LA PAZ	Trash Service	1	\$ 34.73	\$ 416.76
CITY OF COACHELLA	778-351-002	53195	CALLE LA PAZ	Additional Trash	1	\$ 9.72	\$ 116.64
CITY OF COACHELLA	778-351-003	53171	CALLE LA PAZ	Trash Service	1	\$ 34.73	\$ 416.76
CITY OF COACHELLA	778-351-004	53168	CALLE ESTRELLA	Trash Service	1	\$ 34.73	\$ 416.76
CITY OF COACHELLA	778-351-004	53168	CALLE ESTRELLA	Additional Trash	1	\$ 9.72	\$ 116.64
CITY OF COACHELLA	778-351-005	53194	CALLE ESTRELLA	Trash Service	1	\$ 34.73	\$ 416.76
CITY OF COACHELLA	778-351-005	53194	CALLE ESTRELLA	Additional Trash	1	\$ 9.72	\$ 116.64
CITY OF COACHELLA	778-351-006	53220	CALLE ESTRELLA	Trash Service	1	\$ 34.73	\$ 416.76
CITY OF COACHELLA	778-351-006	53220	CALLE ESTRELLA	Additional Trash	1	\$ 9.72	\$ 116.64
CITY OF COACHELLA	778-351-007	53246	CALLE ESTRELLA	Trash Service	1	\$ 34.73	\$ 416.76
CITY OF COACHELLA	778-351-007	53246	CALLE ESTRELLA	Additional Trash	1	\$ 9.72	\$ 116.64
CITY OF COACHELLA	778-351-008	53272	CALLE ESTRELLA	Trash Service	1	\$ 34.73	\$ 416.76
CITY OF COACHELLA	778-351-008	53272	CALLE ESTRELLA	Additional Trash	1	\$ 9.72	\$ 116.64
CITY OF COACHELLA	778-351-009	53273	CALLE ESTRELLA	Trash Service	1	\$ 34.73	\$ 416.76
CITY OF COACHELLA	778-351-010	53247	CALLE ESTRELLA	Trash Service	1	\$ 34.73	\$ 416.76
CITY OF COACHELLA	778-351-011	53221	CALLE ESTRELLA	Trash Service	1	\$ 34.73	\$ 416.76
CITY OF COACHELLA	778-351-012	53195	CALLE ESTRELLA	Trash Service	1	\$ 34.73	\$ 416.76
CITY OF COACHELLA	778-351-012	53195	CALLE ESTRELLA	Additional Trash	1	\$ 9.72	\$ 116.64
CITY OF COACHELLA	778-351-013	53169	CALLE ESTRELLA	Trash Service	1	\$ 34.73	\$ 416.76
CITY OF COACHELLA	778-351-014	53507	CALLE LA PAZ	Trash Service	1	\$ 34.73	\$ 416.76
CITY OF COACHELLA	778-351-014	53507	CALLE LA PAZ	Additional Trash	1	\$ 9.72	\$ 116.64
CITY OF COACHELLA	778-351-015	53481	CALLE LA PAZ	Trash Service	1	\$ 34.73	\$ 416.76
CITY OF COACHELLA	778-351-015	53481	CALLE LA PAZ	Additional Trash	1	\$ 9.72	\$ 116.64
CITY OF COACHELLA	778-351-016	53455	CALLE LA PAZ	Trash Service	1	\$ 34.73	\$ 416.76
CITY OF COACHELLA	778-351-016	53455	CALLE LA PAZ	Additional Trash	1	\$ 9.72	\$ 116.64
CITY OF COACHELLA	778-351-017	53429	CALLE LA PAZ	Trash Service	1	\$ 34.73	\$ 416.76

### City of Coachella proposed 2024-25 Tax File

Customer Name	Parcel #	Address	Street	Service Level	Units	Total Monthly Rate	Total Annual Rate
CITY OF COACHELLA	778-351-017	53429	CALLE LA PAZ	Additional Trash	1	\$ 9.72	\$ 116.64
CITY OF COACHELLA	778-351-018	53403	CALLE LA PAZ	Trash Service	1	\$ 34.73	\$ 416.76
CITY OF COACHELLA	778-351-019	53377	CALLE LA PAZ	Trash Service	1	\$ 34.73	\$ 416.76
CITY OF COACHELLA	778-351-019	53377	CALLE LA PAZ	Additional Trash	1	\$ 9.72	\$ 116.64
CITY OF COACHELLA	778-351-019	53377	CALLE LA PAZ	Additional Recycle	1	\$ 9.72	\$ 116.64
CITY OF COACHELLA	778-351-020	53349	CALLE LA PAZ	Trash Service	1	\$ 34.73	\$ 416.76
CITY OF COACHELLA	778-351-021	53325	CALLE LA PAZ	Trash Service	1	\$ 34.73	\$ 416.76
CITY OF COACHELLA	778-351-022	53299	CALLE LA PAZ	Trash Service	1	\$ 34.73	\$ 416.76
CITY OF COACHELLA	778-351-022	53299	CALLE LA PAZ	Additional Trash	2	\$ 19.44	\$ 233.28
CITY OF COACHELLA	778-351-023	53273	CALLE LA PAZ	Trash Service	1	\$ 34.73	\$ 416.76
CITY OF COACHELLA	778-351-023	53273	CALLE LA PAZ	Additional Trash	1	\$ 9.72	\$ 116.64
CITY OF COACHELLA	778-351-024	53245	CALLE LA PAZ	Trash Service	1	\$ 34.73	\$ 416.76
CITY OF COACHELLA	778-351-024	53245	CALLE LA PAZ	Additional Trash	1	\$ 9.72	\$ 116.64
CITY OF COACHELLA	778-351-024	53245	CALLE LA PAZ	Additional Recycle	1	\$ 9.72	\$ 116.64
CITY OF COACHELLA	778-352-001	85320	CALLE ROSA	Trash Service	1	\$ 34.73	\$ 416.76
CITY OF COACHELLA	778-352-002	85354	CALLE ROSA	Trash Service	1	\$ 34.73	\$ 416.76
CITY OF COACHELLA	778-352-002	85354	CALLE ROSA	Additional Trash	1	\$ 9.72	\$ 116.64
CITY OF COACHELLA	778-352-003	85388	CALLE ROSA	Trash Service	1	\$ 34.73	\$ 416.76
CITY OF COACHELLA	778-352-003	85388	CALLE ROSA	Additional Trash	1	\$ 9.72	\$ 116.64
CITY OF COACHELLA	778-352-004	85422	CALLE ROSA	Trash Service	1	\$ 34.73	\$ 416.76
CITY OF COACHELLA	778-352-004	85422	CALLE ROSA	Additional Trash	1	\$ 9.72	\$ 116.64
CITY OF COACHELLA	778-352-005	85456	CALLE ROSA	Trash Service	1	\$ 34.73	\$ 416.76
CITY OF COACHELLA	778-352-006	85490	CALLE ROSA	Trash Service	1	\$ 34.73	\$ 416.76
CITY OF COACHELLA	778-352-006	85490	CALLE ROSA	Additional Trash	1	\$ 9.72	\$ 116.64
CITY OF COACHELLA	778-360-002	85421	CALLE NINOS	Trash Service	1	\$ 34.73	\$ 416.76
CITY OF COACHELLA	778-360-003	85389	CALLE NINOS	Trash Service	1	\$ 34.73	\$ 416.76
CITY OF COACHELLA	778-360-004	85357	CALLE NINOS	Trash Service	1	\$ 34.73	\$ 416.76
CITY OF COACHELLA	778-360-004	85357	CALLE NINOS	Additional Trash	1	\$ 9.72	\$ 116.64
CITY OF COACHELLA	778-360-005	53513	CALLE AMIGOS	Trash Service	1	\$ 34.73	\$ 416.76
CITY OF COACHELLA	778-360-006	53487	CALLE AMIGOS	Trash Service	1	\$ 34.73	\$ 416.76
CITY OF COACHELLA	778-360-007	53461	CALLE AMIGOS	Trash Service	1	\$ 34.73	\$ 416.76
CITY OF COACHELLA	778-360-008	53425	CALLE AMIGOS	Trash Service	1	\$ 34.73	\$ 416.76
CITY OF COACHELLA	778-360-008	53425	CALLE AMIGOS	Additional Trash	1	\$ 9.72	\$ 116.64

### City of Coachella proposed 2024-25 Tax File

Customer Name	Parcel #	Address	Street	Service Level	Units	Total Monthly Rate	Total Annual Rate
CITY OF COACHELLA	778-360-009	53399	CALLE AMIGOS	Trash Service	1	\$ 34.73	\$ 416.76
CITY OF COACHELLA	778-360-009	53399	CALLE AMIGOS	Additional Organics	1	\$ 9.72	\$ 116.64
CITY OF COACHELLA	778-360-010	53371	CALLE AMIGOS	Trash Service	1	\$ 34.73	\$ 416.76
CITY OF COACHELLA	778-360-011	53349	CALLE AMIGOS	Trash Service	1	\$ 34.73	\$ 416.76
CITY OF COACHELLA	778-360-011	53349	CALLE AMIGOS	Additional Trash	1	\$ 9.72	\$ 116.64
CITY OF COACHELLA	778-360-012	53325	CALLE AMIGOS	Trash Service	1	\$ 34.73	\$ 416.76
CITY OF COACHELLA	778-360-012	53325	CALLE AMIGOS	Additional Organics	1	\$ 9.72	\$ 116.64
CITY OF COACHELLA	778-360-012	53325	CALLE AMIGOS	Additional Recycle	1	\$ 9.72	\$ 116.64
CITY OF COACHELLA	778-360-012	53325	CALLE AMIGOS	Additional Trash	1	\$ 9.72	\$ 116.64
CITY OF COACHELLA	778-360-013	53324	CALLE AMIGOS	Trash Service	3	\$ 104.19	\$ 1,250.28
CITY OF COACHELLA	778-360-013	53324	CALLE AMIGOS	Additional Trash	1	\$ 9.72	\$ 116.64
CITY OF COACHELLA	778-360-014	53348	CALLE AMIGOS	Trash Service	1	\$ 34.73	\$ 416.76
CITY OF COACHELLA	778-360-015	53370	CALLE AMIGOS	Trash Service	1	\$ 34.73	\$ 416.76
CITY OF COACHELLA	778-360-015	53370	CALLE AMIGOS	Additional Trash	1	\$ 9.72	\$ 116.64
CITY OF COACHELLA	778-360-016	53398	CALLE AMIGOS	Trash Service	1	\$ 34.73	\$ 416.76
CITY OF COACHELLA	778-360-016	53398	CALLE AMIGOS	Additional Trash	1	\$ 9.72	\$ 116.64
CITY OF COACHELLA	778-360-016	53398	CALLE AMIGOS	Additional Organics	1	\$ 9.72	\$ 116.64
CITY OF COACHELLA	778-360-017	53426	CALLE AMIGOS	Trash Service	1	\$ 34.73	\$ 416.76
CITY OF COACHELLA	778-360-017	53426	CALLE AMIGOS	Additional Trash	1	\$ 9.72	\$ 116.64
CITY OF COACHELLA	778-360-018	53460	CALLE AMIGOS	Trash Service	1	\$ 34.73	\$ 416.76
CITY OF COACHELLA	778-360-018	53460	CALLE AMIGOS	Additional Trash	1	\$ 9.72	\$ 116.64
CITY OF COACHELLA	778-360-019	53486	CALLE AMIGOS	Trash Service	2	\$ 69.46	\$ 833.52
CITY OF COACHELLA	778-360-019	53486	CALLE AMIGOS	Additional Trash	1	\$ 9.72	\$ 116.64
CITY OF COACHELLA	778-360-020	53512	CALLE AMIGOS	Trash Service	1	\$ 34.73	\$ 416.76
CITY OF COACHELLA	778-360-020	53512	CALLE AMIGOS	Additional Trash	1	\$ 9.72	\$ 116.64
CITY OF COACHELLA	778-370-001	85660	DIEGO CT	Trash Service	1	\$ 34.73	\$ 416.76
CITY OF COACHELLA	778-370-002	85684	DIEGO CT	Trash Service	1	\$ 34.73	\$ 416.76
CITY OF COACHELLA	778-370-003	85708	DIEGO CT	Trash Service	1	\$ 34.73	\$ 416.76
CITY OF COACHELLA	778-370-004	85732	DIEGO CT	Trash Service	1	\$ 34.73	\$ 416.76
CITY OF COACHELLA	778-370-005	85756	DIEGO CT	Trash Service	1	\$ 34.73	\$ 416.76
CITY OF COACHELLA	778-370-006	85780	DIEGO CT	Trash Service	1	\$ 34.73	\$ 416.76
CITY OF COACHELLA	778-370-007	85779	GUADALUPANA CT	Trash Service	1	\$ 34.73	\$ 416.76
CITY OF COACHELLA	778-370-008	85755	GUADALUPANA CT	Trash Service	1	\$ 34.73	\$ 416.76

### City of Coachella proposed 2024-25 Tax File

Customer Name	Parcel #	Address	Street	Service Level	Units	Total Monthly Rate	Total Annual Rate
CITY OF COACHELLA	778-370-009	85731	GUADALUPANA CT	Trash Service	1	\$ 34.73	\$ 416.76
CITY OF COACHELLA	778-370-010	85707	GUADALUPANA CT	Trash Service	1	\$ 34.73	\$ 416.76
CITY OF COACHELLA	778-370-011	85681	GUADALUPANA CT	Trash Service	1	\$ 34.73	\$ 416.76
CITY OF COACHELLA	778-370-012	85659	GUADALUPANA CT	Trash Service	1	\$ 34.73	\$ 416.76
CITY OF COACHELLA	778-370-013	85586	GUADALUPANA CT	Trash Service	1	\$ 34.73	\$ 416.76
CITY OF COACHELLA	778-370-016	85658	GUADALUPANA CT	Trash Service	1	\$ 34.73	\$ 416.76
CITY OF COACHELLA	778-370-017	85682	GUADALUPANA CT	Trash Service	1	\$ 34.73	\$ 416.76
CITY OF COACHELLA	778-370-018	85706	GUADALUPANA CT	Trash Service	1	\$ 34.73	\$ 416.76
CITY OF COACHELLA	778-370-019	85730	GUADALUPANA CT	Trash Service	1	\$ 34.73	\$ 416.76
CITY OF COACHELLA	778-370-020	85754	GUADALUPANA CT	Trash Service	1	\$ 34.73	\$ 416.76
CITY OF COACHELLA	778-370-021	85778	GUADALUPANA CT	Trash Service	1	\$ 34.73	\$ 416.76
CITY OF COACHELLA	778-370-022	85777	VIA TEPEYAC	Trash Service	1	\$ 34.73	\$ 416.76
CITY OF COACHELLA	778-370-023	85753	VIA TEPEYAC	Trash Service	1	\$ 34.73	\$ 416.76
CITY OF COACHELLA	778-370-024	85729	VIA TEPEYAC	Trash Service	1	\$ 34.73	\$ 416.76
CITY OF COACHELLA	778-370-025	85705	VIA TEPEYAC	Trash Service	1	\$ 34.73	\$ 416.76
CITY OF COACHELLA	778-370-026	85681	VIA TEPEYAC	Trash Service	1	\$ 34.73	\$ 416.76
CITY OF COACHELLA	778-370-027	85657	VIA TEPEYAC	Trash Service	1	\$ 34.73	\$ 416.76
CITY OF COACHELLA	778-370-028	85633	VIA TEPEYAC	Trash Service	1	\$ 34.73	\$ 416.76
CITY OF COACHELLA	778-370-029	85609	VIA TEPEYAC	Trash Service	1	\$ 34.73	\$ 416.76
CITY OF COACHELLA	778-370-029	85609	VIA TEPEYAC	Additional Trash	1	\$ 9.72	\$ 116.64
CITY OF COACHELLA	778-370-029	85609	VIA TEPEYAC	Additional Organics	1	\$ 9.72	\$ 116.64
CITY OF COACHELLA	778-370-034	85585	VIA TEPEYAC	Trash Service	1	\$ 34.73	\$ 416.76
CITY OF COACHELLA	778-370-034	85585	VIA TEPEYAC	Additional Trash	1	\$ 9.72	\$ 116.64
CITY OF COACHELLA	778-370-034	85585	VIA TEPEYAC	Additional Recycle	1	\$ 9.72	\$ 116.64
CITY OF COACHELLA	778-370-035	85561	VIA TEPEYAC	Trash Service	1	\$ 34.73	\$ 416.76
CITY OF COACHELLA	778-370-035	85561	VIA TEPEYAC	Additional Trash	1	\$ 9.72	\$ 116.64
CITY OF COACHELLA	778-370-036	53256	CALLE SOLEDAD	Trash Service	1	\$ 34.73	\$ 416.76
CITY OF COACHELLA	778-370-036	53256	CALLE SOLEDAD	Additional Trash	1	\$ 9.72	\$ 116.64
CITY OF COACHELLA	778-370-037	53280	CALLE SOLEDAD	Trash Service	1	\$ 34.73	\$ 416.76
CITY OF COACHELLA	778-370-038	53304	CALLE SOLEDAD	Trash Service	1	\$ 34.73	\$ 416.76
CITY OF COACHELLA	778-370-039	53328	CALLE SOLEDAD	Trash Service	1	\$ 34.73	\$ 416.76
CITY OF COACHELLA	778-370-041	85610	GUADALUPANA CT	Trash Service	1	\$ 34.73	\$ 416.76
CITY OF COACHELLA	778-370-041	85610	GUADALUPANA CT	Additional Recycle	1	\$ 9.72	\$ 116.64

### City of Coachella proposed 2024-25 Tax File

Customer Name	Parcel #	Address	Street	Service Level	Units	Total Monthly Rate	Total Annual Rate
CITY OF COACHELLA	778-370-042	85634	GUADALUPANA CT	Trash Service	1	\$ 34.73	\$ 416.76
CITY OF COACHELLA	778-371-001	53375	CALLE SOLEDAD	Trash Service	1	\$ 34.73	\$ 416.76
CITY OF COACHELLA	778-371-002	53351	CALLE SOLEDAD	Trash Service	1	\$ 34.73	\$ 416.76
CITY OF COACHELLA	778-371-003	53327	CALLE SOLEDAD	Trash Service	1	\$ 34.73	\$ 416.76
CITY OF COACHELLA	778-371-004	53303	CALLE SOLEDAD	Trash Service	1	\$ 34.73	\$ 416.76
CITY OF COACHELLA	778-371-005	53279	CALLE SOLEDAD	Trash Service	1	\$ 34.73	\$ 416.76
CITY OF COACHELLA	778-371-006	53255	CALLE SOLEDAD	Trash Service	1	\$ 34.73	\$ 416.76
CITY OF COACHELLA	778-371-006	53255	CALLE SOLEDAD	Additional Trash	1	\$ 9.72	\$ 116.64
CITY OF COACHELLA	778-371-007	53231	CALLE SOLEDAD	Trash Service	1	\$ 34.73	\$ 416.76
CITY OF COACHELLA	778-371-008	53207	CALLE SOLEDAD	Trash Service	1	\$ 34.73	\$ 416.76
CITY OF COACHELLA	778-371-009	53183	CALLE SOLEDAD	Trash Service	1	\$ 34.73	\$ 416.76
CITY OF COACHELLA	778-371-010	53159	CALLE SOLEDAD	Trash Service	1	\$ 34.73	\$ 416.76
CITY OF COACHELLA	778-371-011	53135	CALLE SOLEDAD	Trash Service	1	\$ 34.73	\$ 416.76
CITY OF COACHELLA	778-371-012	53111	CALLE SOLEDAD	Trash Service	1	\$ 34.73	\$ 416.76
CITY OF COACHELLA	778-372-001	53112	CALLE SOLEDAD	Trash Service	1	\$ 34.73	\$ 416.76
CITY OF COACHELLA	778-372-002	53136	CALLE SOLEDAD	Trash Service	1	\$ 34.73	\$ 416.76
CITY OF COACHELLA	778-372-003	85562	VIA TEPEYAC	Trash Service	1	\$ 34.73	\$ 416.76
CITY OF COACHELLA	778-372-004	85586	VIA TEPEYAC	Trash Service	1	\$ 34.73	\$ 416.76
CITY OF COACHELLA	778-372-005	85610	VIA TEPEYAC	Trash Service	1	\$ 34.73	\$ 416.76
CITY OF COACHELLA	778-372-005	85610	VIA TEPEYAC	Additional Trash	1	\$ 9.72	\$ 116.64
CITY OF COACHELLA	778-372-006	85575	AVE 53	Trash Service	1	\$ 34.73	\$ 416.76
CITY OF COACHELLA	778-372-006	85575	AVE 53	Additional Trash	1	\$ 9.72	\$ 116.64
CITY OF COACHELLA	778-372-008	85634	VIA TEPEYAC	Trash Service	1	\$ 34.73	\$ 416.76
CITY OF COACHELLA	778-372-009	53161	TEPEYAC CT	Trash Service	1	\$ 34.73	\$ 416.76
CITY OF COACHELLA	778-372-010	53137	TEPEYAC CT	Trash Service	1	\$ 34.73	\$ 416.76
CITY OF COACHELLA	778-372-011	53113	TEPEYAC CT	Trash Service	1	\$ 34.73	\$ 416.76
CITY OF COACHELLA	778-372-011	53113	TEPEYAC CT	Additional Trash	1	\$ 9.72	\$ 116.64
CITY OF COACHELLA	778-372-012	53112	TEPEYAC CT	Trash Service	1	\$ 34.73	\$ 416.76
CITY OF COACHELLA	778-372-013	53136	TEPEYAC CT	Trash Service	1	\$ 34.73	\$ 416.76
CITY OF COACHELLA	778-372-013	53136	TEPEYAC CT	Additional Recycle	1	\$ 9.72	\$ 116.64
CITY OF COACHELLA	778-372-014	53160	TEPEYAC CT	Trash Service	1	\$ 34.73	\$ 416.76
CITY OF COACHELLA	778-372-014	53160	TEPEYAC CT	Additional Trash	1	\$ 9.72	\$ 116.64
CITY OF COACHELLA	778-372-015	53184	TEPEYAC CT	Trash Service	1	\$ 34.73	\$ 416.76

### City of Coachella proposed 2024-25 Tax File

Customer Name	Parcel #	Address	Street	Service Level	Units	Total Monthly Rate	Total Annual Rate
CITY OF COACHELLA	778-372-016	53181	SHADY LANE	Trash Service	1	\$ 34.73	\$ 416.76
CITY OF COACHELLA	778-372-017	53157	SHADY LANE	Trash Service	1	\$ 34.73	\$ 416.76
CITY OF COACHELLA	778-372-018	53133	SHADY LANE	Trash Service	1	\$ 34.73	\$ 416.76
CITY OF COACHELLA	778-372-018	53133	SHADY LANE	Additional Trash	1	\$ 9.72	\$ 116.64
CITY OF COACHELLA	778-372-019	53109	SHADY LANE	Trash Service	1	\$ 34.73	\$ 416.76
CITY OF COACHELLA	778-373-001	53114	SHADY LANE	Trash Service	1	\$ 34.73	\$ 416.76
CITY OF COACHELLA	778-373-002	53138	SHADY LANE	Trash Service	1	\$ 34.73	\$ 416.76
CITY OF COACHELLA	778-373-003	53162	SHADY LANE	Trash Service	1	\$ 34.73	\$ 416.76
CITY OF COACHELLA	778-373-004	53186	SHADY LANE	Trash Service	1	\$ 34.73	\$ 416.76
CITY OF COACHELLA	778-373-005	53210	SHADY LANE	Trash Service	1	\$ 34.73	\$ 416.76
CITY OF COACHELLA	778-373-006	53234	SHADY LANE	Trash Service	1	\$ 34.73	\$ 416.76
CITY OF COACHELLA	778-373-007	53258	SHADY LANE	Trash Service	1	\$ 34.73	\$ 416.76
CITY OF COACHELLA	778-373-008	53282	SHADY LANE	Trash Service	1	\$ 34.73	\$ 416.76
CITY OF COACHELLA	778-373-009	53306	SHADY LANE	Trash Service	1	\$ 34.73	\$ 416.76
CITY OF COACHELLA	778-373-010	53330	SHADY LANE	Trash Service	1	\$ 34.73	\$ 416.76
CITY OF COACHELLA	778-373-011	53354	SHADY LANE	Trash Service	1	\$ 34.73	\$ 416.76
CITY OF COACHELLA	778-373-012	53378	SHADY LANE	Trash Service	1	\$ 34.73	\$ 416.76
CITY OF COACHELLA	778-373-013	53402	SHADY LANE	Trash Service	1	\$ 34.73	\$ 416.76
CITY OF COACHELLA	778-373-013	53402	SHADY LANE	Additional Trash	1	\$ 9.72	\$ 116.64
CITY OF COACHELLA	778-373-014	53426	SHADY LANE	Trash Service	1	\$ 34.73	\$ 416.76
CITY OF COACHELLA	778-380-001	85781	DIEGO CT	Trash Service	1	\$ 34.73	\$ 416.76
CITY OF COACHELLA	778-380-001	85781	DIEGO CT	Additional Trash	1	\$ 9.72	\$ 116.64
CITY OF COACHELLA	778-380-002	85757	DIEGO CT	Trash Service	1	\$ 34.73	\$ 416.76
CITY OF COACHELLA	778-380-003	85733	DIEGO CT	Trash Service	1	\$ 34.73	\$ 416.76
CITY OF COACHELLA	778-380-004	85709	DIEGO CT	Trash Service	1	\$ 34.73	\$ 416.76
CITY OF COACHELLA	778-380-005	85685	DIEGO CT	Trash Service	1	\$ 34.73	\$ 416.76
CITY OF COACHELLA	778-380-006	85661	DIEGO CT	Trash Service	1	\$ 34.73	\$ 416.76
CITY OF COACHELLA	778-380-007	85637	DIEGO CT	Trash Service	1	\$ 34.73	\$ 416.76
CITY OF COACHELLA	778-380-011	85638	VIA MISIONERO	Trash Service	1	\$ 34.73	\$ 416.76
CITY OF COACHELLA	778-380-012	85662	VIA MISIONERO	Trash Service	1	\$ 34.73	\$ 416.76
CITY OF COACHELLA	778-380-013	85686	VIA MISIONERO	Trash Service	1	\$ 34.73	\$ 416.76
CITY OF COACHELLA	778-380-014	85710	VIA MISIONERO	Trash Service	1	\$ 34.73	\$ 416.76
CITY OF COACHELLA	778-380-015	85734	VIA MISIONERO	Trash Service	1	\$ 34.73	\$ 416.76

### City of Coachella proposed 2024-25 Tax File

Customer Name	Parcel #	Address	Street	Service Level	Units	Total Monthly Rate	Total Annual Rate
CITY OF COACHELLA	778-380-016	85758	VIA MISIONERO	Trash Service	1	\$ 34.73	\$ 416.76
CITY OF COACHELLA	778-380-017	85782	VIA MISIONERO	Trash Service	1	\$ 34.73	\$ 416.76
CITY OF COACHELLA	778-380-017	85782	VIA MISIONERO	Additional Recycle	1	\$ 9.72	\$ 116.64
CITY OF COACHELLA	778-380-020	53352	CALLE SOLEDAD	Trash Service	1	\$ 34.73	\$ 416.76
CITY OF COACHELLA	778-380-021	53376	CALLE SOLEDAD	Trash Service	1	\$ 34.73	\$ 416.76
CITY OF COACHELLA	778-380-022	53400	CALLE SOLEDAD	Trash Service	1	\$ 34.73	\$ 416.76
CITY OF COACHELLA	778-380-023	53424	CALLE SOLEDAD	Trash Service	1	\$ 34.73	\$ 416.76
CITY OF COACHELLA	778-380-023	53424	CALLE SOLEDAD	Additional Trash	1	\$ 9.72	\$ 116.64
CITY OF COACHELLA	778-380-024	85566	VIA MISIONERO	Trash Service	1	\$ 34.73	\$ 416.76
CITY OF COACHELLA	778-380-024	85566	VIA MISIONERO	Additional Trash	1	\$ 9.72	\$ 116.64
CITY OF COACHELLA	778-380-024	85566	VIA MISIONERO	Additional Organics	1	\$ 9.72	\$ 116.64
CITY OF COACHELLA	778-380-025	85590	VIA MISIONERO	Trash Service	1	\$ 34.73	\$ 416.76
CITY OF COACHELLA	778-380-027	85614	VIA MISIONERO	Trash Service	1	\$ 34.73	\$ 416.76
CITY OF COACHELLA	778-380-028	85613	DIEGO CT	Trash Service	1	\$ 34.73	\$ 416.76
CITY OF COACHELLA	778-380-029	85589	DIEGO CT	Trash Service	1	\$ 34.73	\$ 416.76
CITY OF COACHELLA	778-381-001	85809	VIA MISIONERO	Trash Service	1	\$ 34.73	\$ 416.76
CITY OF COACHELLA	778-381-001	85809	VIA MISIONERO	Additional Trash	1	\$ 9.72	\$ 116.64
CITY OF COACHELLA	778-381-002	85785	VIA MISIONERO	Trash Service	1	\$ 34.73	\$ 416.76
CITY OF COACHELLA	778-381-003	85761	VIA MISIONERO	Trash Service	1	\$ 34.73	\$ 416.76
CITY OF COACHELLA	778-381-004	85737	VIA MISIONERO	Trash Service	1	\$ 34.73	\$ 416.76
CITY OF COACHELLA	778-381-005	85713	VIA MISIONERO	Trash Service	1	\$ 34.73	\$ 416.76
CITY OF COACHELLA	778-381-006	85689	VIA MISIONERO	Trash Service	1	\$ 34.73	\$ 416.76
CITY OF COACHELLA	778-381-007	85665	VIA MISIONERO	Trash Service	1	\$ 34.73	\$ 416.76
CITY OF COACHELLA	778-381-008	85641	VIA MISIONERO	Trash Service	1	\$ 34.73	\$ 416.76
CITY OF COACHELLA	778-381-009	85617	VIA MISIONERO	Trash Service	1	\$ 34.73	\$ 416.76
CITY OF COACHELLA	778-381-009	85617	VIA MISIONERO	Additional Trash	1	\$ 9.72	\$ 116.64
CITY OF COACHELLA	778-381-010	85593	VIA MISIONERO	Trash Service	1	\$ 34.73	\$ 416.76
CITY OF COACHELLA	778-381-011	85569	VIA MISIONERO	Trash Service	1	\$ 34.73	\$ 416.76
CITY OF COACHELLA	778-381-011	85569	VIA MISIONERO	Additional Trash	1	\$ 9.72	\$ 116.64
CITY OF COACHELLA	778-381-012	85545	VIA MISIONERO	Trash Service	1	\$ 34.73	\$ 416.76
CITY OF COACHELLA	778-381-012	85545	VIA MISIONERO	Additional Trash	1	\$ 9.72	\$ 116.64
CITY OF COACHELLA	778-381-013	53543	CALLE SOLEDAD	Trash Service	1	\$ 34.73	\$ 416.76
CITY OF COACHELLA	778-381-013	53543	CALLE SOLEDAD	Additional Trash	1	\$ 9.72	\$ 116.64



### City of Coachella proposed 2024-25 Tax File

Customer Name	Parcel #	Address	Street	Service Level	Units	Total Monthly Rate	Total Annual Rate
CITY OF COACHELLA	778-381-014	53519	CALLE SOLEDAD	Trash Service	1	\$ 34.73	\$ 416.76
CITY OF COACHELLA	778-381-015	53495	CALLE SOLEDAD	Trash Service	1	\$ 34.73	\$ 416.76
CITY OF COACHELLA	778-381-015	53495	CALLE SOLEDAD	Additional Trash	1	\$ 9.72	\$ 116.64
CITY OF COACHELLA	778-381-016	53471	CALLE SOLEDAD	Trash Service	1	\$ 34.73	\$ 416.76
CITY OF COACHELLA	778-381-017	53447	CALLE SOLEDAD	Trash Service	1	\$ 34.73	\$ 416.76
CITY OF COACHELLA	778-381-018	53423	CALLE SOLEDAD	Trash Service	1	\$ 34.73	\$ 416.76
CITY OF COACHELLA	778-381-019	53399	CALLE SOLEDAD	Trash Service	1	\$ 34.73	\$ 416.76
CITY OF COACHELLA	778-400-001	53948	CALLE BALDERAS	Trash Service	1	\$ 34.73	\$ 416.76
CITY OF COACHELLA	778-400-002	53940	CALLE BALDERAS	Trash Service	1	\$ 34.73	\$ 416.76
CITY OF COACHELLA	778-400-003	53932	CALLE BALDERAS	Trash Service	1	\$ 34.73	\$ 416.76
CITY OF COACHELLA	778-400-004	53926	CALLE BALDERAS	Trash Service	1	\$ 34.73	\$ 416.76
CITY OF COACHELLA	778-400-005	53918	CALLE BALDERAS	Trash Service	1	\$ 34.73	\$ 416.76
CITY OF COACHELLA	778-400-006	53910	CALLE BALDERAS	Trash Service	1	\$ 34.73	\$ 416.76
CITY OF COACHELLA	778-400-007	53902	CALLE BALDERAS	Trash Service	1	\$ 34.73	\$ 416.76
CITY OF COACHELLA	778-400-008	53894	CALLE BALDERAS	Trash Service	1	\$ 34.73	\$ 416.76
CITY OF COACHELLA	778-400-009	53886	CALLE BALDERAS	Trash Service	1	\$ 34.73	\$ 416.76
CITY OF COACHELLA	778-400-009	53886	CALLE BALDERAS	Additional Trash	1	\$ 9.72	\$ 116.64
CITY OF COACHELLA	778-400-010	53878	CALLE BALDERAS	Trash Service	1	\$ 34.73	\$ 416.76
CITY OF COACHELLA	778-400-010	53878	CALLE BALDERAS	Additional Trash	1	\$ 9.72	\$ 116.64
CITY OF COACHELLA	778-400-011	53870	CALLE BALDERAS	Trash Service	1	\$ 34.73	\$ 416.76
CITY OF COACHELLA	778-400-012	53862	CALLE BALDERAS	Trash Service	1	\$ 34.73	\$ 416.76
CITY OF COACHELLA	778-400-013	53865	CALLE SANBORN	Trash Service	1	\$ 34.73	\$ 416.76
CITY OF COACHELLA	778-400-014	53873	CALLE SANBORN	Trash Service	1	\$ 34.73	\$ 416.76
CITY OF COACHELLA	778-400-015	53881	CALLE SANBORN	Trash Service	1	\$ 34.73	\$ 416.76
CITY OF COACHELLA	778-400-016	53889	CALLE SANBORN	Trash Service	1	\$ 34.73	\$ 416.76
CITY OF COACHELLA	778-400-017	53897	CALLE SANBORN	Trash Service	1	\$ 34.73	\$ 416.76
CITY OF COACHELLA	778-400-018	53901	CALLE SANBORN	Trash Service	1	\$ 34.73	\$ 416.76
CITY OF COACHELLA	778-400-019	53909	CALLE SANBORN	Trash Service	1	\$ 34.73	\$ 416.76
CITY OF COACHELLA	778-400-020	53917	CALLE SANBORN	Trash Service	1	\$ 34.73	\$ 416.76
CITY OF COACHELLA	778-400-021	53925	CALLE SANBORN	Trash Service	1	\$ 34.73	\$ 416.76
CITY OF COACHELLA	778-400-022	53933	CALLE SANBORN	Trash Service	1	\$ 34.73	\$ 416.76
CITY OF COACHELLA	778-400-023	53941	CALLE SANBORN	Trash Service	1	\$ 34.73	\$ 416.76
CITY OF COACHELLA	778-400-024	53949	CALLE SANBORN	Trash Service	1	\$ 34.73	\$ 416.76

### City of Coachella proposed 2024-25 Tax File

Customer Name	Parcel #	Address	Street	Service Level	Units	Total Monthly Rate	Total Annual Rate
CITY OF COACHELLA	778-400-025	53957	CALLE SANBORN	Trash Service	1	\$ 34.73	\$ 416.76
CITY OF COACHELLA	778-400-026	53965	CALLE SANBORN	Trash Service	1	\$ 34.73	\$ 416.76
CITY OF COACHELLA	778-400-027	53973	CALLE SANBORN	Trash Service	1	\$ 34.73	\$ 416.76
CITY OF COACHELLA	778-401-001	53846	CALLE BALDERAS	Trash Service	1	\$ 34.73	\$ 416.76
CITY OF COACHELLA	778-401-001	53846	CALLE BALDERAS	Additional Trash	1	\$ 9.72	\$ 116.64
CITY OF COACHELLA	778-401-002	53838	CALLE BALDERAS	Trash Service	1	\$ 34.73	\$ 416.76
CITY OF COACHELLA	778-401-003	53830	CALLE BALDERAS	Trash Service	1	\$ 34.73	\$ 416.76
CITY OF COACHELLA	778-401-004	53822	CALLE BALDERAS	Trash Service	1	\$ 34.73	\$ 416.76
CITY OF COACHELLA	778-401-005	53814	CALLE BALDERAS	Trash Service	1	\$ 34.73	\$ 416.76
CITY OF COACHELLA	778-401-006	53806	CALLE BALDERAS	Trash Service	1	\$ 34.73	\$ 416.76
CITY OF COACHELLA	778-401-007	53798	CALLE BALDERAS	Trash Service	1	\$ 34.73	\$ 416.76
CITY OF COACHELLA	778-401-007	53798	CALLE BALDERAS	Additional Organics	1	\$ 9.72	\$ 116.64
CITY OF COACHELLA	778-401-008	53790	CALLE BALDERAS	Trash Service	1	\$ 34.73	\$ 416.76
CITY OF COACHELLA	778-401-009	53782	CALLE BALDERAS	Trash Service	1	\$ 34.73	\$ 416.76
CITY OF COACHELLA	778-401-010	53774	CALLE BALDERAS	Trash Service	1	\$ 34.73	\$ 416.76
CITY OF COACHELLA	778-401-011	53773	CALLE SANBORN	Trash Service	1	\$ 34.73	\$ 416.76
CITY OF COACHELLA	778-401-012	53781	CALLE SANBORN	Trash Service	1	\$ 34.73	\$ 416.76
CITY OF COACHELLA	778-401-013	53789	CALLE SANBORN	Trash Service	1	\$ 34.73	\$ 416.76
CITY OF COACHELLA	778-401-014	53797	CALLE SANBORN	Trash Service	1	\$ 34.73	\$ 416.76
CITY OF COACHELLA	778-401-014	53797	CALLE SANBORN	Additional Trash	1	\$ 9.72	\$ 116.64
CITY OF COACHELLA	778-401-015	53805	CALLE SANBORN	Trash Service	1	\$ 34.73	\$ 416.76
CITY OF COACHELLA	778-401-016	53813	CALLE SANBORN	Trash Service	1	\$ 34.73	\$ 416.76
CITY OF COACHELLA	778-401-017	53821	CALLE SANBORN	Trash Service	1	\$ 34.73	\$ 416.76
CITY OF COACHELLA	778-401-018	53829	CALLE SANBORN	Trash Service	1	\$ 34.73	\$ 416.76
CITY OF COACHELLA	778-401-018	53829	CALLE SANBORN	Additional Trash	1	\$ 9.72	\$ 116.64
CITY OF COACHELLA	778-401-019	53837	CALLE SANBORN	Trash Service	1	\$ 34.73	\$ 416.76
CITY OF COACHELLA	778-401-020	53845	CALLE SANBORN	Trash Service	1	\$ 34.73	\$ 416.76
CITY OF COACHELLA	778-402-001	53846	CALLE SANBORN	Trash Service	1	\$ 34.73	\$ 416.76
CITY OF COACHELLA	778-402-001	53846	CALLE SANBORN	Additional Trash	1	\$ 9.72	\$ 116.64
CITY OF COACHELLA	778-402-002	53838	CALLE SANBORN	Trash Service	1	\$ 34.73	\$ 416.76
CITY OF COACHELLA	778-402-003	53830	CALLE SANBORN	Trash Service	1	\$ 34.73	\$ 416.76
CITY OF COACHELLA	778-402-004	53822	CALLE SANBORN	Trash Service	1	\$ 34.73	\$ 416.76
CITY OF COACHELLA	778-402-005	53814	CALLE SANBORN	Trash Service	1	\$ 34.73	\$ 416.76

### City of Coachella proposed 2024-25 Tax File

Customer Name	Parcel #	Address	Street	Service Level	Units	Total Monthly Rate	Total Annual Rate
CITY OF COACHELLA	778-402-005	53814	CALLE SANBORN	Additional Trash	1	\$ 9.72	\$ 116.64
CITY OF COACHELLA	778-402-006	53806	CALLE SANBORN	Trash Service	1	\$ 34.73	\$ 416.76
CITY OF COACHELLA	778-402-007	53798	CALLE SANBORN	Trash Service	1	\$ 34.73	\$ 416.76
CITY OF COACHELLA	778-402-008	53790	CALLE SANBORN	Trash Service	1	\$ 34.73	\$ 416.76
CITY OF COACHELLA	778-402-009	53782	CALLE SANBORN	Trash Service	1	\$ 34.73	\$ 416.76
CITY OF COACHELLA	778-402-010	53774	CALLE SANBORN	Trash Service	1	\$ 34.73	\$ 416.76
CITY OF COACHELLA	778-402-011	53773	CALLE RUIZ	Trash Service	1	\$ 34.73	\$ 416.76
CITY OF COACHELLA	778-402-012	53781	CALLE RUIZ	Trash Service	1	\$ 34.73	\$ 416.76
CITY OF COACHELLA	778-402-013	53789	CALLE RUIZ	Trash Service	1	\$ 34.73	\$ 416.76
CITY OF COACHELLA	778-402-014	53797	CALLE RUIZ	Trash Service	1	\$ 34.73	\$ 416.76
CITY OF COACHELLA	778-402-015	53805	CALLE RUIZ	Trash Service	1	\$ 34.73	\$ 416.76
CITY OF COACHELLA	778-402-016	53813	CALLE RUIZ	Trash Service	1	\$ 34.73	\$ 416.76
CITY OF COACHELLA	778-402-017	53821	CALLE RUIZ	Trash Service	1	\$ 34.73	\$ 416.76
CITY OF COACHELLA	778-402-018	53829	CALLE RUIZ	Trash Service	1	\$ 34.73	\$ 416.76
CITY OF COACHELLA	778-402-019	53837	CALLE RUIZ	Trash Service	1	\$ 34.73	\$ 416.76
CITY OF COACHELLA	778-402-020	53845	CALLE RUIZ	Trash Service	1	\$ 34.73	\$ 416.76
CITY OF COACHELLA	778-403-001	53866	CALLE SANBORN	Trash Service	1	\$ 34.73	\$ 416.76
CITY OF COACHELLA	778-403-002	53874	CALLE SANBORN	Trash Service	1	\$ 34.73	\$ 416.76
CITY OF COACHELLA	778-403-003	53882	CALLE SANBORN	Trash Service	1	\$ 34.73	\$ 416.76
CITY OF COACHELLA	778-403-004	53890	CALLE SANBORN	Trash Service	1	\$ 34.73	\$ 416.76
CITY OF COACHELLA	778-403-005	53898	CALLE SANBORN	Trash Service	1	\$ 34.73	\$ 416.76
CITY OF COACHELLA	778-403-006	53906	CALLE SANBORN	Trash Service	1	\$ 34.73	\$ 416.76
CITY OF COACHELLA	778-403-006	53906	CALLE SANBORN	Additional Trash	1	\$ 9.72	\$ 116.64
CITY OF COACHELLA	778-403-007	53914	CALLE SANBORN	Trash Service	1	\$ 34.73	\$ 416.76
CITY OF COACHELLA	778-403-008	53922	CALLE SANBORN	Trash Service	1	\$ 34.73	\$ 416.76
CITY OF COACHELLA	778-403-009	53930	CALLE SANBORN	Trash Service	1	\$ 34.73	\$ 416.76
CITY OF COACHELLA	778-403-010	53938	CALLE SANBORN	Trash Service	1	\$ 34.73	\$ 416.76
CITY OF COACHELLA	778-403-011	53946	CALLE SANBORN	Trash Service	1	\$ 34.73	\$ 416.76
CITY OF COACHELLA	778-403-012	53954	CALLE SANBORN	Trash Service	1	\$ 34.73	\$ 416.76
CITY OF COACHELLA	778-403-013	53962	CALLE SANBORN	Trash Service	1	\$ 34.73	\$ 416.76
CITY OF COACHELLA	778-403-014	53970	CALLE SANBORN	Trash Service	1	\$ 34.73	\$ 416.76
CITY OF COACHELLA	778-403-015	85142	CORTE DEL ROBLE	Trash Service	1	\$ 34.73	\$ 416.76
CITY OF COACHELLA	778-403-016	85146	CORTE DEL ROBLE	Trash Service	1	\$ 34.73	\$ 416.76

### City of Coachella proposed 2024-25 Tax File

Customer Name	Parcel #	Address	Street	Service Level	Units	Total Monthly Rate	Total Annual Rate
CITY OF COACHELLA	778-403-017	85150	CORTE DEL ROBLE	Trash Service	1	\$ 34.73	\$ 416.76
CITY OF COACHELLA	778-403-018	85154	CORTE DEL ROBLE	Trash Service	1	\$ 34.73	\$ 416.76
CITY OF COACHELLA	778-403-019	85158	CORTE DEL ROBLE	Trash Service	1	\$ 34.73	\$ 416.76
CITY OF COACHELLA	778-403-020	85162	CORTE DEL ROBLE	Trash Service	1	\$ 34.73	\$ 416.76
CITY OF COACHELLA	778-403-021	85166	CORTE DEL ROBLE	Trash Service	1	\$ 34.73	\$ 416.76
CITY OF COACHELLA	778-403-022	85170	CORTE DEL ROBLE	Trash Service	1	\$ 34.73	\$ 416.76
CITY OF COACHELLA	778-403-022	85170	CORTE DEL ROBLE	Additional Trash	1	\$ 9.72	\$ 116.64
CITY OF COACHELLA	778-403-023	85174	CORTE DEL ROBLE	Trash Service	1	\$ 34.73	\$ 416.76
CITY OF COACHELLA	778-403-024	85178	CORTE DEL ROBLE	Trash Service	1	\$ 34.73	\$ 416.76
CITY OF COACHELLA	778-403-025	85182	CORTE DEL ROBLE	Trash Service	1	\$ 34.73	\$ 416.76
CITY OF COACHELLA	778-403-026	85181	AVE YUCATECO	Trash Service	1	\$ 34.73	\$ 416.76
CITY OF COACHELLA	778-403-027	85177	AVE YUCATECO	Trash Service	1	\$ 34.73	\$ 416.76
CITY OF COACHELLA	778-403-028	85173	AVE YUCATECO	Trash Service	1	\$ 34.73	\$ 416.76
CITY OF COACHELLA	778-403-029	85169	AVE YUCATECO	Trash Service	1	\$ 34.73	\$ 416.76
CITY OF COACHELLA	778-403-030	85165	AVE YUCATECO	Trash Service	1	\$ 34.73	\$ 416.76
CITY OF COACHELLA	778-403-031	85161	AVE YUCATECO	Trash Service	1	\$ 34.73	\$ 416.76
CITY OF COACHELLA	778-403-032	85157	AVE YUCATECO	Trash Service	1	\$ 34.73	\$ 416.76
CITY OF COACHELLA	778-403-032	85157	AVE YUCATECO	Additional Trash	1	\$ 9.72	\$ 116.64
CITY OF COACHELLA	778-403-033	53925	CALLE RUIZ	Trash Service	1	\$ 34.73	\$ 416.76
CITY OF COACHELLA	778-403-034	53917	CALLE RUIZ	Trash Service	1	\$ 34.73	\$ 416.76
CITY OF COACHELLA	778-403-035	53909	CALLE RUIZ	Trash Service	1	\$ 34.73	\$ 416.76
CITY OF COACHELLA	778-403-036	53901	CALLE RUIZ	Trash Service	1	\$ 34.73	\$ 416.76
CITY OF COACHELLA	778-403-037	53897	CALLE RUIZ	Trash Service	1	\$ 34.73	\$ 416.76
CITY OF COACHELLA	778-403-038	53889	CALLE RUIZ	Trash Service	1	\$ 34.73	\$ 416.76
CITY OF COACHELLA	778-403-039	53881	CALLE RUIZ	Trash Service	1	\$ 34.73	\$ 416.76
CITY OF COACHELLA	778-403-040	53873	CALLE RUIZ	Trash Service	1	\$ 34.73	\$ 416.76
CITY OF COACHELLA	778-403-041	53865	CALLE RUIZ	Trash Service	1	\$ 34.73	\$ 416.76
CITY OF COACHELLA	778-403-042	53933	CALLE RUIZ	Trash Service	1	\$ 34.73	\$ 416.76
CITY OF COACHELLA	778-404-001	85158	AVE YUCATECO	Trash Service	1	\$ 34.73	\$ 416.76
CITY OF COACHELLA	778-404-001	85158	AVE YUCATECO	Additional Trash	1	\$ 9.72	\$ 116.64
CITY OF COACHELLA	778-404-002	85162	AVE YUCATECO	Trash Service	1	\$ 34.73	\$ 416.76
CITY OF COACHELLA	778-404-003	85166	AVE YUCATECO	Trash Service	1	\$ 34.73	\$ 416.76
CITY OF COACHELLA	778-404-004	85170	AVE YUCATECO	Trash Service	1	\$ 34.73	\$ 416.76

### City of Coachella proposed 2024-25 Tax File

Customer Name	Parcel #	Address	Street	Service Level	Units	Total Monthly Rate	Total Annual Rate
CITY OF COACHELLA	778-404-005	85174	AVE YUCATECO	Trash Service	1	\$ 34.73	\$ 416.76
CITY OF COACHELLA	778-404-006	85178	AVE YUCATECO	Trash Service	1	\$ 34.73	\$ 416.76
CITY OF COACHELLA	778-404-007	85182	AVE YUCATECO	Trash Service	1	\$ 34.73	\$ 416.76
CITY OF COACHELLA	778-404-008	85181	AVE TACUBA	Trash Service	1	\$ 34.73	\$ 416.76
CITY OF COACHELLA	778-404-009	85177	AVE TACUBA	Trash Service	1	\$ 34.73	\$ 416.76
CITY OF COACHELLA	778-404-010	85173	AVE TACUBA	Trash Service	1	\$ 34.73	\$ 416.76
CITY OF COACHELLA	778-404-011	85169	AVE TACUBA	Trash Service	1	\$ 34.73	\$ 416.76
CITY OF COACHELLA	778-404-012	85165	AVE TACUBA	Trash Service	1	\$ 34.73	\$ 416.76
CITY OF COACHELLA	778-404-013	85161	AVE TACUBA	Trash Service	1	\$ 34.73	\$ 416.76
CITY OF COACHELLA	778-404-014	85157	AVE TACUBA	Trash Service	1	\$ 34.73	\$ 416.76
CITY OF COACHELLA	778-405-001	85158	AVE TACUBA	Trash Service	1	\$ 34.73	\$ 416.76
CITY OF COACHELLA	778-405-002	85162	AVE TACUBA	Trash Service	1	\$ 34.73	\$ 416.76
CITY OF COACHELLA	778-405-003	85166	AVE TACUBA	Trash Service	1	\$ 34.73	\$ 416.76
CITY OF COACHELLA	778-405-004	85170	AVE TACUBA	Trash Service	1	\$ 34.73	\$ 416.76
CITY OF COACHELLA	778-405-005	85174	AVE TACUBA	Trash Service	1	\$ 34.73	\$ 416.76
CITY OF COACHELLA	778-405-006	85178	AVE TACUBA	Trash Service	1	\$ 34.73	\$ 416.76
CITY OF COACHELLA	778-405-007	85182	AVE TACUBA	Trash Service	1	\$ 34.73	\$ 416.76
CITY OF COACHELLA	778-405-008	85181	AVE REFORMA	Trash Service	1	\$ 34.73	\$ 416.76
CITY OF COACHELLA	778-405-008	85181	AVE REFORMA	Additional Trash	1	\$ 9.72	\$ 116.64
CITY OF COACHELLA	778-405-009	85177	AVE REFORMA	Trash Service	1	\$ 34.73	\$ 416.76
CITY OF COACHELLA	778-405-010	85173	AVE REFORMA	Trash Service	1	\$ 34.73	\$ 416.76
CITY OF COACHELLA	778-405-011	85169	AVE REFORMA	Trash Service	1	\$ 34.73	\$ 416.76
CITY OF COACHELLA	778-405-012	85165	AVE REFORMA	Trash Service	1	\$ 34.73	\$ 416.76
CITY OF COACHELLA	778-405-012	85165	AVE REFORMA	Additional Trash	1	\$ 9.72	\$ 116.64
CITY OF COACHELLA	778-405-013	85161	AVE REFORMA	Trash Service	1	\$ 34.73	\$ 416.76
CITY OF COACHELLA	778-405-014	85157	AVE REFORMA	Trash Service	1	\$ 34.73	\$ 416.76
CITY OF COACHELLA	778-406-001	85158	AVE REFORMA	Trash Service	1	\$ 34.73	\$ 416.76
CITY OF COACHELLA	778-406-002	85162	AVE REFORMA	Trash Service	1	\$ 34.73	\$ 416.76
CITY OF COACHELLA	778-406-003	85166	AVE REFORMA	Trash Service	1	\$ 34.73	\$ 416.76
CITY OF COACHELLA	778-406-004	85170	AVE REFORMA	Trash Service	1	\$ 34.73	\$ 416.76
CITY OF COACHELLA	778-406-004	85170	AVE REFORMA	Additional Trash	2	\$ 19.44	\$ 233.28
CITY OF COACHELLA	778-406-005	85174	AVE REFORMA	Trash Service	1	\$ 34.73	\$ 416.76
CITY OF COACHELLA	778-406-005	85174	AVE REFORMA	Additional Trash	1	\$ 9.72	\$ 116.64

### City of Coachella proposed 2024-25 Tax File

Customer Name	Parcel #	Address	Street	Service Level	Units	Total Monthly Rate	Total Annual Rate
CITY OF COACHELLA	778-406-006	85178	AVE REFORMA	Trash Service	1	\$ 34.73	\$ 416.76
CITY OF COACHELLA	778-406-007	85182	AVE REFORMA	Trash Service	1	\$ 34.73	\$ 416.76
CITY OF COACHELLA	778-406-008	85181	AVE DEL PRADO	Trash Service	1	\$ 34.73	\$ 416.76
CITY OF COACHELLA	778-406-009	85177	AVE DEL PRADO	Trash Service	1	\$ 34.73	\$ 416.76
CITY OF COACHELLA	778-406-010	85173	AVE DEL PRADO	Trash Service	1	\$ 34.73	\$ 416.76
CITY OF COACHELLA	778-406-011	85169	AVE DEL PRADO	Trash Service	1	\$ 34.73	\$ 416.76
CITY OF COACHELLA	778-406-012	85165	AVE DEL PRADO	Trash Service	1	\$ 34.73	\$ 416.76
CITY OF COACHELLA	778-406-013	85161	AVE DEL PRADO	Trash Service	1	\$ 34.73	\$ 416.76
CITY OF COACHELLA	778-406-014	85157	AVE DEL PRADO	Trash Service	1	\$ 34.73	\$ 416.76
CITY OF COACHELLA	778-407-001	85158	AVE DEL PRADO	Trash Service	1	\$ 34.73	\$ 416.76
CITY OF COACHELLA	778-407-002	85162	AVE DEL PRADO	Trash Service	1	\$ 34.73	\$ 416.76
CITY OF COACHELLA	778-407-003	85166	AVE DEL PRADO	Trash Service	1	\$ 34.73	\$ 416.76
CITY OF COACHELLA	778-407-004	85170	AVE DEL PRADO	Trash Service	1	\$ 34.73	\$ 416.76
CITY OF COACHELLA	778-407-005	85174	AVE DEL PRADO	Trash Service	1	\$ 34.73	\$ 416.76
CITY OF COACHELLA	778-407-006	85178	AVE DEL PRADO	Trash Service	1	\$ 34.73	\$ 416.76
CITY OF COACHELLA	778-407-007	85182	AVE DEL PRADO	Trash Service	1	\$ 34.73	\$ 416.76
CITY OF COACHELLA	778-410-001	85186	CORTE DEL ROBLE	Trash Service	1	\$ 34.73	\$ 416.76
CITY OF COACHELLA	778-410-002	85190	CORTE DEL ROBLE	Trash Service	1	\$ 34.73	\$ 416.76
CITY OF COACHELLA	778-410-003	85194	CORTE DEL ROBLE	Trash Service	1	\$ 34.73	\$ 416.76
CITY OF COACHELLA	778-410-003	85194	CORTE DEL ROBLE	Additional Trash	1	\$ 9.72	\$ 116.64
CITY OF COACHELLA	778-410-004	85198	CORTE DEL ROBLE	Trash Service	1	\$ 34.73	\$ 416.76
CITY OF COACHELLA	778-410-005	85202	CORTE DEL ROBLE	Trash Service	1	\$ 34.73	\$ 416.76
CITY OF COACHELLA	778-410-006	85206	CORTE DEL ROBLE	Trash Service	1	\$ 34.73	\$ 416.76
CITY OF COACHELLA	778-410-007	85210	CORTE DEL ROBLE	Trash Service	1	\$ 34.73	\$ 416.76
CITY OF COACHELLA	778-410-008	85214	CORTE DEL ROBLE	Trash Service	1	\$ 34.73	\$ 416.76
CITY OF COACHELLA	778-410-009	85213	AVE YUCATECO	Trash Service	1	\$ 34.73	\$ 416.76
CITY OF COACHELLA	778-410-010	85209	AVE YUCATECO	Trash Service	1	\$ 34.73	\$ 416.76
CITY OF COACHELLA	778-410-011	85205	AVE YUCATECO	Trash Service	1	\$ 34.73	\$ 416.76
CITY OF COACHELLA	778-410-012	85201	AVE YUCATECO	Trash Service	1	\$ 34.73	\$ 416.76
CITY OF COACHELLA	778-410-013	85197	AVE YUCATECO	Trash Service	1	\$ 34.73	\$ 416.76
CITY OF COACHELLA	778-410-014	85193	AVE YUCATECO	Trash Service	1	\$ 34.73	\$ 416.76
CITY OF COACHELLA	778-410-015	85189	AVE YUCATECO	Trash Service	1	\$ 34.73	\$ 416.76
CITY OF COACHELLA	778-410-016	85185	AVE YUCATECO	Trash Service	1	\$ 34.73	\$ 416.76

### City of Coachella proposed 2024-25 Tax File

Customer Name	Parcel #	Address	Street	Service Level	Units	Total Monthly Rate	Total Annual Rate
CITY OF COACHELLA	778-410-016	85185	AVE YUCATECO	Additional Trash	1	\$ 9.72	\$ 116.64
CITY OF COACHELLA	778-411-001	85186	AVE YUCATECO	Trash Service	1	\$ 34.73	\$ 416.76
CITY OF COACHELLA	778-411-002	85190	AVE YUCATECO	Trash Service	1	\$ 34.73	\$ 416.76
CITY OF COACHELLA	778-411-003	85194	AVE YUCATECO	Trash Service	1	\$ 34.73	\$ 416.76
CITY OF COACHELLA	778-411-004	85198	AVE YUCATECO	Trash Service	1	\$ 34.73	\$ 416.76
CITY OF COACHELLA	778-411-005	85202	AVE YUCATECO	Trash Service	1	\$ 34.73	\$ 416.76
CITY OF COACHELLA	778-411-006	85206	AVE YUCATECO	Trash Service	1	\$ 34.73	\$ 416.76
CITY OF COACHELLA	778-411-007	85210	AVE YUCATECO	Trash Service	1	\$ 34.73	\$ 416.76
CITY OF COACHELLA	778-411-008	85214	AVE YUCATECO	Trash Service	1	\$ 34.73	\$ 416.76
CITY OF COACHELLA	778-411-009	85218	AVE YUCATECO	Trash Service	1	\$ 34.73	\$ 416.76
CITY OF COACHELLA	778-411-010	85222	AVE YUCATECO	Trash Service	1	\$ 34.73	\$ 416.76
CITY OF COACHELLA	778-411-011	85226	AVE YUCATECO	Trash Service	1	\$ 34.73	\$ 416.76
CITY OF COACHELLA	778-411-012	85230	AVE YUCATECO	Trash Service	1	\$ 34.73	\$ 416.76
CITY OF COACHELLA	778-411-012	85230	AVE YUCATECO	Additional Trash	1	\$ 9.72	\$ 116.64
CITY OF COACHELLA	778-411-013	85234	AVE YUCATECO	Trash Service	1	\$ 34.73	\$ 416.76
CITY OF COACHELLA	778-411-014	85238	AVE YUCATECO	Trash Service	1	\$ 34.73	\$ 416.76
CITY OF COACHELLA	778-411-015	85237	AVE TACUBA	Trash Service	1	\$ 34.73	\$ 416.76
CITY OF COACHELLA	778-411-016	85233	AVE TACUBA	Trash Service	1	\$ 34.73	\$ 416.76
CITY OF COACHELLA	778-411-017	85229	AVE TACUBA	Trash Service	1	\$ 34.73	\$ 416.76
CITY OF COACHELLA	778-411-018	85225	AVE TACUBA	Trash Service	1	\$ 34.73	\$ 416.76
CITY OF COACHELLA	778-411-019	85221	AVE TACUBA	Trash Service	1	\$ 34.73	\$ 416.76
CITY OF COACHELLA	778-411-020	85217	AVE TACUBA	Trash Service	1	\$ 34.73	\$ 416.76
CITY OF COACHELLA	778-411-021	85213	AVE TACUBA	Trash Service	1	\$ 34.73	\$ 416.76
CITY OF COACHELLA	778-411-022	85209	AVE TACUBA	Trash Service	1	\$ 34.73	\$ 416.76
CITY OF COACHELLA	778-411-023	85205	AVE TACUBA	Trash Service	1	\$ 34.73	\$ 416.76
CITY OF COACHELLA	778-411-024	85201	AVE TACUBA	Trash Service	1	\$ 34.73	\$ 416.76
CITY OF COACHELLA	778-411-025	85197	AVE TACUBA	Trash Service	1	\$ 34.73	\$ 416.76
CITY OF COACHELLA	778-411-026	85193	AVE TACUBA	Trash Service	1	\$ 34.73	\$ 416.76
CITY OF COACHELLA	778-411-027	85189	AVE TACUBA	Trash Service	1	\$ 34.73	\$ 416.76
CITY OF COACHELLA	778-411-028	85185	AVE TACUBA	Trash Service	1	\$ 34.73	\$ 416.76
CITY OF COACHELLA	778-412-001	85214	AVE TACUBA	Trash Service	1	\$ 34.73	\$ 416.76
CITY OF COACHELLA	778-412-002	85218	AVE TACUBA	Trash Service	1	\$ 34.73	\$ 416.76
CITY OF COACHELLA	778-412-003	85222	AVE TACUBA	Trash Service	1	\$ 34.73	\$ 416.76

### City of Coachella proposed 2024-25 Tax File

Customer Name	Parcel #	Address	Street	Service Level	Units	Total Monthly Rate	Total Annual Rate
CITY OF COACHELLA	778-412-004	85226	AVE TACUBA	Trash Service	1	\$ 34.73	\$ 416.76
CITY OF COACHELLA	778-412-005	85230	AVE TACUBA	Trash Service	1	\$ 34.73	\$ 416.76
CITY OF COACHELLA	778-412-006	85234	AVE TACUBA	Trash Service	1	\$ 34.73	\$ 416.76
CITY OF COACHELLA	778-412-007	85238	AVE TACUBA	Trash Service	1	\$ 34.73	\$ 416.76
CITY OF COACHELLA	778-412-008	85237	AVE REFORMA	Trash Service	1	\$ 34.73	\$ 416.76
CITY OF COACHELLA	778-412-009	85233	AVE REFORMA	Trash Service	1	\$ 34.73	\$ 416.76
CITY OF COACHELLA	778-412-010	85229	AVE REFORMA	Trash Service	1	\$ 34.73	\$ 416.76
CITY OF COACHELLA	778-412-011	85225	AVE REFORMA	Trash Service	1	\$ 34.73	\$ 416.76
CITY OF COACHELLA	778-412-012	85221	AVE REFORMA	Trash Service	1	\$ 34.73	\$ 416.76
CITY OF COACHELLA	778-412-013	85217	AVE REFORMA	Trash Service	1	\$ 34.73	\$ 416.76
CITY OF COACHELLA	778-412-014	85213	AVE REFORMA	Trash Service	1	\$ 34.73	\$ 416.76
CITY OF COACHELLA	778-413-001	85186	AVE REFORMA	Trash Service	1	\$ 34.73	\$ 416.76
CITY OF COACHELLA	778-413-002	85190	AVE REFORMA	Trash Service	1	\$ 34.73	\$ 416.76
CITY OF COACHELLA	778-413-003	85194	AVE REFORMA	Trash Service	1	\$ 34.73	\$ 416.76
CITY OF COACHELLA	778-413-004	85198	AVE REFORMA	Trash Service	1	\$ 34.73	\$ 416.76
CITY OF COACHELLA	778-413-005	85202	AVE REFORMA	Trash Service	1	\$ 34.73	\$ 416.76
CITY OF COACHELLA	778-413-006	85206	AVE REFORMA	Trash Service	1	\$ 34.73	\$ 416.76
CITY OF COACHELLA	778-413-007	85210	AVE REFORMA	Trash Service	1	\$ 34.73	\$ 416.76
CITY OF COACHELLA	778-413-008	85214	AVE REFORMA	Trash Service	1	\$ 34.73	\$ 416.76
CITY OF COACHELLA	778-413-009	85218	AVE REFORMA	Trash Service	1	\$ 34.73	\$ 416.76
CITY OF COACHELLA	778-413-010	85222	AVE REFORMA	Trash Service	1	\$ 34.73	\$ 416.76
CITY OF COACHELLA	778-413-011	85226	AVE REFORMA	Trash Service	1	\$ 34.73	\$ 416.76
CITY OF COACHELLA	778-413-012	85225	AVE DEL PRADO	Trash Service	1	\$ 34.73	\$ 416.76
CITY OF COACHELLA	778-413-013	85221	AVE DEL PRADO	Trash Service	1	\$ 34.73	\$ 416.76
CITY OF COACHELLA	778-413-014	85217	AVE DEL PRADO	Trash Service	1	\$ 34.73	\$ 416.76
CITY OF COACHELLA	778-413-015	85213	AVE DEL PRADO	Trash Service	1	\$ 34.73	\$ 416.76
CITY OF COACHELLA	778-413-016	85209	AVE DEL PRADO	Trash Service	1	\$ 34.73	\$ 416.76
CITY OF COACHELLA	778-413-017	85205	AVE DEL PRADO	Trash Service	1	\$ 34.73	\$ 416.76
CITY OF COACHELLA	778-413-018	85201	AVE DEL PRADO	Trash Service	1	\$ 34.73	\$ 416.76
CITY OF COACHELLA	778-413-019	85197	AVE DEL PRADO	Trash Service	1	\$ 34.73	\$ 416.76
CITY OF COACHELLA	778-413-020	85193	AVE DEL PRADO	Trash Service	1	\$ 34.73	\$ 416.76
CITY OF COACHELLA	778-413-021	85189	AVE DEL PRADO	Trash Service	1	\$ 34.73	\$ 416.76
CITY OF COACHELLA	778-413-022	85185	AVE DEL PRADO	Trash Service	1	\$ 34.73	\$ 416.76



### City of Coachella proposed 2024-25 Tax File

Customer Name	Parcel #	Address	Street	Service Level	Units	Total Monthly Rate	Total Annual Rate
CITY OF COACHELLA	778-414-001	85186	AVE DEL PRADO	Trash Service	1	\$ 34.73	\$ 416.76
CITY OF COACHELLA	778-414-002	85190	AVE DEL PRADO	Trash Service	1	\$ 34.73	\$ 416.76
CITY OF COACHELLA	778-414-003	85194	AVE DEL PRADO	Trash Service	1	\$ 34.73	\$ 416.76
CITY OF COACHELLA	778-414-004	85198	AVE DEL PRADO	Trash Service	1	\$ 34.73	\$ 416.76
CITY OF COACHELLA	778-414-005	85202	AVE DEL PRADO	Trash Service	1	\$ 34.73	\$ 416.76
CITY OF COACHELLA	778-414-006	85206	AVE DEL PRADO	Trash Service	1	\$ 34.73	\$ 416.76
CITY OF COACHELLA	778-414-007	85210	AVE DEL PRADO	Trash Service	1	\$ 34.73	\$ 416.76
CITY OF COACHELLA	778-414-008	85214	AVE DEL PRADO	Trash Service	1	\$ 34.73	\$ 416.76
CITY OF COACHELLA	778-414-009	85218	AVE DEL PRADO	Trash Service	1	\$ 34.73	\$ 416.76
CITY OF COACHELLA	778-414-010	85222	AVE DEL PRADO	Trash Service	1	\$ 34.73	\$ 416.76
CITY OF COACHELLA	778-414-011	85226	AVE DEL PRADO	Trash Service	1	\$ 34.73	\$ 416.76
CITY OF COACHELLA	778-414-012	85230	AVE DEL PRADO	Trash Service	1	\$ 34.73	\$ 416.76
CITY OF COACHELLA	778-414-013	85234	AVE DEL PRADO	Trash Service	1	\$ 34.73	\$ 416.76
CITY OF COACHELLA	778-414-014	85238	AVE DEL PRADO	Trash Service	1	\$ 34.73	\$ 416.76
CITY OF COACHELLA	778-414-015	53780	SHADY LANE	Trash Service	1	\$ 34.73	\$ 416.76
CITY OF COACHELLA	778-414-016	53788	SHADY LANE	Trash Service	1	\$ 34.73	\$ 416.76
CITY OF COACHELLA	778-414-017	53796	SHADY LANE	Trash Service	1	\$ 34.73	\$ 416.76
CITY OF COACHELLA	778-414-018	53804	SHADY LANE	Trash Service	1	\$ 34.73	\$ 416.76
CITY OF COACHELLA	778-414-019	53812	SHADY LANE	Trash Service	1	\$ 34.73	\$ 416.76
CITY OF COACHELLA	778-414-020	53820	SHADY LANE	Trash Service	1	\$ 34.73	\$ 416.76
CITY OF COACHELLA	778-414-021	53828	SHADY LANE	Trash Service	1	\$ 34.73	\$ 416.76
CITY OF COACHELLA	778-414-022	53836	SHADY LANE	Trash Service	1	\$ 34.73	\$ 416.76
CITY OF COACHELLA	778-414-023	53844	SHADY LANE	Trash Service	1	\$ 34.73	\$ 416.76
CITY OF COACHELLA	778-414-024	53852	SHADY LANE	Trash Service	1	\$ 34.73	\$ 416.76
CITY OF COACHELLA	778-414-025	53860	SHADY LANE	Trash Service	1	\$ 34.73	\$ 416.76
CITY OF COACHELLA	778-414-026	53868	SHADY LANE	Trash Service	1	\$ 34.73	\$ 416.76
CITY OF COACHELLA	778-414-027	53876	SHADY LANE	Trash Service	1	\$ 34.73	\$ 416.76
CITY OF COACHELLA	778-414-028	53884	SHADY LANE	Trash Service	1	\$ 34.73	\$ 416.76
CITY OF COACHELLA	778-414-028	53884	SHADY LANE	Additional Trash	1	\$ 9.72	\$ 116.64
CITY OF COACHELLA	778-414-029	53910	SHADY LANE	Trash Service	1	\$ 34.73	\$ 416.76
CITY OF COACHELLA	778-414-030	53918	SHADY LANE	Trash Service	1	\$ 34.73	\$ 416.76
CITY OF COACHELLA	778-414-031	53926	SHADY LANE	Trash Service	1	\$ 34.73	\$ 416.76
CITY OF COACHELLA	778-414-032	53934	SHADY LANE	Trash Service	1	\$ 34.73	\$ 416.76

### City of Coachella proposed 2024-25 Tax File

Customer Name	Parcel #	Address	Street	Service Level	Units	Total Monthly Rate	Total Annual Rate
CITY OF COACHELLA	778-414-033	53942	SHADY LANE	Trash Service	1	\$ 34.73	\$ 416.76
CITY OF COACHELLA	778-414-034	53950	SHADY LANE	Trash Service	1	\$ 34.73	\$ 416.76
CITY OF COACHELLA	778-414-035	53954	SHADY LANE	Trash Service	1	\$ 34.73	\$ 416.76
CITY OF COACHELLA	778-414-036	53958	SHADY LANE	Trash Service	1	\$ 34.73	\$ 416.76
CITY OF COACHELLA	778-414-037	53962	SHADY LANE	Trash Service	1	\$ 34.73	\$ 416.76
CITY OF COACHELLA	778-414-038	53970	SHADY LANE	Trash Service	1	\$ 34.73	\$ 416.76
CITY OF COACHELLA	778-415-001	85237	AVE YUCATECO	Trash Service	1	\$ 34.73	\$ 416.76
CITY OF COACHELLA	778-415-001	85237	AVE YUCATECO	Trash Service	1	\$ 34.73	\$ 416.76
CITY OF COACHELLA	778-415-002	85233	AVE YUCATECO	Trash Service	1	\$ 34.73	\$ 416.76
CITY OF COACHELLA	778-415-003	53948	CORTE DEL ROBLE	Trash Service	1	\$ 34.73	\$ 416.76
CITY OF COACHELLA	778-415-004	53956	CORTE DEL ROBLE	Trash Service	1	\$ 34.73	\$ 416.76
CITY OF COACHELLA	778-415-005	53964	CORTE DEL ROBLE	Trash Service	1	\$ 34.73	\$ 416.76
CITY OF COACHELLA	778-415-006	53970	CORTE DEL ROBLE	Trash Service	1	\$ 34.73	\$ 416.76
CITY OF COACHELLA	778-430-002	52774	CALLE FLORENA	Trash Service	1	\$ 34.73	\$ 416.76
CITY OF COACHELLA	778-430-003	52762	CALLE FLORENA	Trash Service	1	\$ 34.73	\$ 416.76
CITY OF COACHELLA	778-430-004	52752	CALLE FLORENA	Trash Service	1	\$ 34.73	\$ 416.76
CITY OF COACHELLA	778-430-005	52740	CALLE FLORENA	Trash Service	1	\$ 34.73	\$ 416.76
CITY OF COACHELLA	778-430-006	52728	CALLE FLORENA	Trash Service	1	\$ 34.73	\$ 416.76
CITY OF COACHELLA	778-430-006	52728	CALLE FLORENA	Additional Recycle	1	\$ 9.72	\$ 116.64
CITY OF COACHELLA	778-430-007	52718	CALLE FLORENA	Trash Service	1	\$ 34.73	\$ 416.76
CITY OF COACHELLA	778-430-007	52718	CALLE FLORENA	Additional Trash	1	\$ 9.72	\$ 116.64
CITY OF COACHELLA	778-430-008	52706	CALLE FLORENA	Trash Service	1	\$ 34.73	\$ 416.76
CITY OF COACHELLA	778-430-008	52706	CALLE FLORENA	Additional Trash	1	\$ 9.72	\$ 116.64
CITY OF COACHELLA	778-430-009	52694	CALLE FLORENA	Trash Service	1	\$ 34.73	\$ 416.76
CITY OF COACHELLA	778-430-010	85854	AVE VERONICA	Trash Service	1	\$ 34.73	\$ 416.76
CITY OF COACHELLA	778-430-011	85848	AVE VERONICA	Trash Service	1	\$ 34.73	\$ 416.76
CITY OF COACHELLA	778-430-012	85842	AVE VERONICA	Trash Service	1	\$ 34.73	\$ 416.76
CITY OF COACHELLA	778-430-013	85836	AVE VERONICA	Trash Service	1	\$ 34.73	\$ 416.76
CITY OF COACHELLA	778-430-014	85830	AVE VERONICA	Trash Service	1	\$ 34.73	\$ 416.76
CITY OF COACHELLA	778-430-015	85822	AVE VERONICA	Trash Service	1	\$ 34.73	\$ 416.76
CITY OF COACHELLA	778-430-016	85820	AVE VERONICA	Trash Service	1	\$ 34.73	\$ 416.76
CITY OF COACHELLA	778-430-017	85814	AVE VERONICA	Trash Service	1	\$ 34.73	\$ 416.76
CITY OF COACHELLA	778-430-017	85814	AVE VERONICA	Additional Recycle	1	\$ 9.72	\$ 116.64

### City of Coachella proposed 2024-25 Tax File

Customer Name	Parcel #	Address	Street	Service Level	Units	Total Monthly Rate	Total Annual Rate
CITY OF COACHELLA	778-430-018	85806	AVE VERONICA	Trash Service	1	\$ 34.73	\$ 416.76
CITY OF COACHELLA	778-430-019	85804	AVE VERONICA	Trash Service	1	\$ 34.73	\$ 416.76
CITY OF COACHELLA	778-430-020	85796	AVE VERONICA	Trash Service	1	\$ 34.73	\$ 416.76
CITY OF COACHELLA	778-430-021	85790	AVE VERONICA	Trash Service	1	\$ 34.73	\$ 416.76
CITY OF COACHELLA	778-430-022	85784	AVE VERONICA	Trash Service	1	\$ 34.73	\$ 416.76
CITY OF COACHELLA	778-430-023	85778	AVE VERONICA	Trash Service	1	\$ 34.73	\$ 416.76
CITY OF COACHELLA	778-430-024	85774	AVE VERONICA	Trash Service	1	\$ 34.73	\$ 416.76
CITY OF COACHELLA	778-431-001	52691	GENOA ST	Trash Service	1	\$ 34.73	\$ 416.76
CITY OF COACHELLA	778-431-002	52705	GENOA ST	Trash Service	1	\$ 34.73	\$ 416.76
CITY OF COACHELLA	778-431-003	52717	GENOA ST	Trash Service	1	\$ 34.73	\$ 416.76
CITY OF COACHELLA	778-431-004	52729	GENOA ST	Trash Service	1	\$ 34.73	\$ 416.76
CITY OF COACHELLA	778-431-005	52739	GENOA ST	Trash Service	1	\$ 34.73	\$ 416.76
CITY OF COACHELLA	778-431-006	52751	GENOA ST	Trash Service	1	\$ 34.73	\$ 416.76
CITY OF COACHELLA	778-431-007	52763	GENOA ST	Trash Service	1	\$ 34.73	\$ 416.76
CITY OF COACHELLA	778-431-008	52775	GENOA ST	Trash Service	1	\$ 34.73	\$ 416.76
CITY OF COACHELLA	778-432-001	85700	AVE ALEENAH	Trash Service	1	\$ 34.73	\$ 416.76
CITY OF COACHELLA	778-432-002	85840	AVE ALEENAH	Trash Service	1	\$ 34.73	\$ 416.76
CITY OF COACHELLA	778-432-002	85840	AVE ALEENAH	Additional Trash	1	\$ 9.72	\$ 116.64
CITY OF COACHELLA	778-432-003	85852	AVE ALEENAH	Trash Service	1	\$ 34.73	\$ 416.76
CITY OF COACHELLA	778-432-003	85852	AVE ALEENAH	Additional Trash	1	\$ 9.72	\$ 116.64
CITY OF COACHELLA	778-432-004	52774	GENOA ST	Trash Service	1	\$ 34.73	\$ 416.76
CITY OF COACHELLA	778-432-004	52774	GENOA ST	Additional Trash	1	\$ 9.72	\$ 116.64
CITY OF COACHELLA	778-432-005	52762	GENOA ST	Trash Service	1	\$ 34.73	\$ 416.76
CITY OF COACHELLA	778-432-006	52750	GENOA ST	Trash Service	1	\$ 34.73	\$ 416.76
CITY OF COACHELLA	778-432-007	52738	GENOA ST	Trash Service	1	\$ 34.73	\$ 416.76
CITY OF COACHELLA	778-432-008	52728	GENOA ST	Trash Service	1	\$ 34.73	\$ 416.76
CITY OF COACHELLA	778-432-009	52716	GENOA ST	Trash Service	1	\$ 34.73	\$ 416.76
CITY OF COACHELLA	778-432-010	85783	AVE VERONICA	Trash Service	1	\$ 34.73	\$ 416.76
CITY OF COACHELLA	778-432-011	85789	AVE VERONICA	Trash Service	1	\$ 34.73	\$ 416.76
CITY OF COACHELLA	778-432-012	85795	AVE VERONICA	Trash Service	1	\$ 34.73	\$ 416.76
CITY OF COACHELLA	778-432-013	85799	AVE VERONICA	Trash Service	1	\$ 34.73	\$ 416.76
CITY OF COACHELLA	778-432-014	85805	AVE VERONICA	Trash Service	1	\$ 34.73	\$ 416.76
CITY OF COACHELLA	778-432-014	85805	AVE VERONICA	Additional Trash	1	\$ 9.72	\$ 116.64

### City of Coachella proposed 2024-25 Tax File

Customer Name	Parcel #	Address	Street	Service Level	Units	Total Monthly Rate	Total Annual Rate
CITY OF COACHELLA	778-432-015	85811	AVE VERONICA	Trash Service	1	\$ 34.73	\$ 416.76
CITY OF COACHELLA	778-432-015	85811	AVE VERONICA	Additional Recycle	1	\$ 9.72	\$ 116.64
CITY OF COACHELLA	778-432-016	85815	AVE VERONICA	Trash Service	1	\$ 34.73	\$ 416.76
CITY OF COACHELLA	778-432-017	85823	AVE VERONICA	Trash Service	1	\$ 34.73	\$ 416.76
CITY OF COACHELLA	778-432-018	85827	AVE VERONICA	Trash Service	1	\$ 34.73	\$ 416.76
CITY OF COACHELLA	778-432-019	85833	AVE VERONICA	Trash Service	1	\$ 34.73	\$ 416.76
CITY OF COACHELLA	778-432-020	85841	AVE VERONICA	Trash Service	1	\$ 34.73	\$ 416.76
CITY OF COACHELLA	778-432-021	52719	CALLE FLORENA	Trash Service	1	\$ 34.73	\$ 416.76
CITY OF COACHELLA	778-432-021	52719	CALLE FLORENA	Additional Trash	2	\$ 19.44	\$ 233.28
CITY OF COACHELLA	778-432-022	52731	CALLE FLORENA	Trash Service	1	\$ 34.73	\$ 416.76
CITY OF COACHELLA	778-432-023	52741	CALLE FLORENA	Trash Service	1	\$ 34.73	\$ 416.76
CITY OF COACHELLA	778-432-024	52753	CALLE FLORENA	Trash Service	1	\$ 34.73	\$ 416.76
CITY OF COACHELLA	778-432-025	52765	CALLE FLORENA	Trash Service	1	\$ 34.73	\$ 416.76
CITY OF COACHELLA	778-432-026	52775	CALLE FLORENA	Trash Service	1	\$ 34.73	\$ 416.76
CITY OF COACHELLA	778-432-027	85834	AVE ALEENAH	Trash Service	1	\$ 34.73	\$ 416.76
CITY OF COACHELLA	778-432-028	52774	JULIA CT	Trash Service	1	\$ 34.73	\$ 416.76
CITY OF COACHELLA	778-432-029	52764	JULIA CT	Trash Service	1	\$ 34.73	\$ 416.76
CITY OF COACHELLA	778-432-030	52756	JULIA CT	Trash Service	1	\$ 34.73	\$ 416.76
CITY OF COACHELLA	778-432-031	52748	JULIA CT	Trash Service	1	\$ 34.73	\$ 416.76
CITY OF COACHELLA	778-432-032	52757	JULIA CT	Trash Service	1	\$ 34.73	\$ 416.76
CITY OF COACHELLA	778-432-033	52765	JULIA CT	Trash Service	1	\$ 34.73	\$ 416.76
CITY OF COACHELLA	778-432-034	52775	JULIA CT	Trash Service	1	\$ 34.73	\$ 416.76
CITY OF COACHELLA	778-432-035	85822	AVE ALEENAH	Trash Service	1	\$ 34.73	\$ 416.76
CITY OF COACHELLA	778-432-036	85816	AVE ALEENAH	Trash Service	1	\$ 34.73	\$ 416.76
CITY OF COACHELLA	778-432-037	85810	AVE ALEENAH	Trash Service	1	\$ 34.73	\$ 416.76
CITY OF COACHELLA	778-432-037	85810	AVE ALEENAH	Additional Trash	1	\$ 9.72	\$ 116.64
CITY OF COACHELLA	778-432-038	85804	AVE ALEENAH	Trash Service	1	\$ 34.73	\$ 416.76
CITY OF COACHELLA	778-432-039	85796	AVE ALEENAH	Trash Service	1	\$ 34.73	\$ 416.76
CITY OF COACHELLA	778-432-040	52774	ADRIANA CT	Trash Service	1	\$ 34.73	\$ 416.76
CITY OF COACHELLA	778-432-041	52764	ADRIANA CT	Trash Service	1	\$ 34.73	\$ 416.76
CITY OF COACHELLA	778-432-042	52756	ADRIANA CT	Trash Service	1	\$ 34.73	\$ 416.76
CITY OF COACHELLA	778-432-043	52748	ADRIANA CT	Trash Service	1	\$ 34.73	\$ 416.76
CITY OF COACHELLA	778-432-044	52757	ADRIANA CT	Trash Service	1	\$ 34.73	\$ 416.76

### City of Coachella proposed 2024-25 Tax File

Customer Name	Parcel #	Address	Street	Service Level	Units	Total Monthly Rate	Total Annual Rate
CITY OF COACHELLA	778-432-044	52757	ADRIANA CT	Additional Recycle	1	\$ 9.72	\$ 116.64
CITY OF COACHELLA	778-432-045	52765	ADRIANA CT	Trash Service	1	\$ 34.73	\$ 416.76
CITY OF COACHELLA	778-432-046	52775	ADRIANA CT	Trash Service	1	\$ 34.73	\$ 416.76
CITY OF COACHELLA	778-432-047	85784	AVE ALEENAH	Trash Service	1	\$ 34.73	\$ 416.76
CITY OF COACHELLA	778-432-048	85776	AVE ALEENAH	Trash Service	1	\$ 34.73	\$ 416.76
CITY OF COACHELLA	778-440-001	85873	AVE RAYLYNN	Trash Service	1	\$ 34.73	\$ 416.76
CITY OF COACHELLA	778-440-002	85867	AVE RAYLYNN	Trash Service	1	\$ 34.73	\$ 416.76
CITY OF COACHELLA	778-440-003	85861	AVE RAYLYNN	Trash Service	1	\$ 34.73	\$ 416.76
CITY OF COACHELLA	778-440-004	85857	AVE RAYLYNN	Trash Service	1	\$ 34.73	\$ 416.76
CITY OF COACHELLA	778-440-005	85851	AVE RAYLYNN	Trash Service	1	\$ 34.73	\$ 416.76
CITY OF COACHELLA	778-440-006	85845	AVE RAYLYNN	Trash Service	1	\$ 34.73	\$ 416.76
CITY OF COACHELLA	778-440-007	85839	AVE RAYLYNN	Trash Service	1	\$ 34.73	\$ 416.76
CITY OF COACHELLA	778-440-008	85833	AVE RAYLYNN	Trash Service	1	\$ 34.73	\$ 416.76
CITY OF COACHELLA	778-440-009	85827	AVE RAYLYNN	Trash Service	1	\$ 34.73	\$ 416.76
CITY OF COACHELLA	778-440-010	85821	AVE RAYLYNN	Trash Service	1	\$ 34.73	\$ 416.76
CITY OF COACHELLA	778-440-011	85815	AVE RAYLYNN	Trash Service	1	\$ 34.73	\$ 416.76
CITY OF COACHELLA	778-440-012	85811	AVE RAYLYNN	Trash Service	1	\$ 34.73	\$ 416.76
CITY OF COACHELLA	778-440-013	85805	AVE RAYLYNN	Trash Service	1	\$ 34.73	\$ 416.76
CITY OF COACHELLA	778-440-014	85799	AVE RAYLYNN	Trash Service	1	\$ 34.73	\$ 416.76
CITY OF COACHELLA	778-440-015	85793	AVE RAYLYNN	Trash Service	1	\$ 34.73	\$ 416.76
CITY OF COACHELLA	778-440-016	85787	AVE RAYLYNN	Trash Service	1	\$ 34.73	\$ 416.76
CITY OF COACHELLA	778-440-017	85781	AVE RAYLYNN	Trash Service	1	\$ 34.73	\$ 416.76
CITY OF COACHELLA	778-440-018	85765	AVE RAYLYNN	Trash Service	1	\$ 34.73	\$ 416.76
CITY OF COACHELLA	778-441-001	52891	GENOA ST	Trash Service	1	\$ 34.73	\$ 416.76
CITY OF COACHELLA	778-441-002	52881	GENOA ST	Trash Service	1	\$ 34.73	\$ 416.76
CITY OF COACHELLA	778-441-002	52881	GENOA ST	Additional Trash	1	\$ 9.72	\$ 116.64
CITY OF COACHELLA	778-441-003	52869	GENOA ST	Trash Service	1	\$ 34.73	\$ 416.76
CITY OF COACHELLA	778-441-004	52857	GENOA ST	Trash Service	1	\$ 34.73	\$ 416.76
CITY OF COACHELLA	778-441-005	52845	GENOA ST	Trash Service	1	\$ 34.73	\$ 416.76
CITY OF COACHELLA	778-441-006	52833	GENOA ST	Trash Service	1	\$ 34.73	\$ 416.76
CITY OF COACHELLA	778-441-006	52833	GENOA ST	Additional Trash	1	\$ 9.72	\$ 116.64
CITY OF COACHELLA	778-441-007	52821	GENOA ST	Trash Service	1	\$ 34.73	\$ 416.76
CITY OF COACHELLA	778-441-008	52811	GENOA ST	Trash Service	1	\$ 34.73	\$ 416.76

### City of Coachella proposed 2024-25 Tax File

Customer Name	Parcel #	Address	Street	Service Level	Units	Total Monthly Rate	Total Annual Rate
CITY OF COACHELLA	778-441-009	52805	GENOA ST	Trash Service	1	\$ 34.73	\$ 416.76
CITY OF COACHELLA	778-441-010	52799	GENOA ST	Trash Service	1	\$ 34.73	\$ 416.76
CITY OF COACHELLA	778-441-011	52793	GENOA ST	Trash Service	1	\$ 34.73	\$ 416.76
CITY OF COACHELLA	778-441-012	52787	GENOA ST	Trash Service	1	\$ 34.73	\$ 416.76
CITY OF COACHELLA	778-441-013	52781	GENOA ST	Trash Service	1	\$ 34.73	\$ 416.76
CITY OF COACHELLA	778-442-001	52794	GENOA ST	Trash Service	1	\$ 34.73	\$ 416.76
CITY OF COACHELLA	778-442-002	52798	GENOA ST	Trash Service	1	\$ 34.73	\$ 416.76
CITY OF COACHELLA	778-442-003	52806	GENOA ST	Trash Service	1	\$ 34.73	\$ 416.76
CITY OF COACHELLA	778-442-004	52810	GENOA ST	Trash Service	1	\$ 34.73	\$ 416.76
CITY OF COACHELLA	778-442-005	52822	GENOA ST	Trash Service	1	\$ 34.73	\$ 416.76
CITY OF COACHELLA	778-442-006	52832	GENOA ST	Trash Service	1	\$ 34.73	\$ 416.76
CITY OF COACHELLA	778-442-006	52832	GENOA ST	Additional Trash	1	\$ 9.72	\$ 116.64
CITY OF COACHELLA	778-442-007	52844	GENOA ST	Trash Service	1	\$ 34.73	\$ 416.76
CITY OF COACHELLA	778-442-008	52856	GENOA ST	Trash Service	1	\$ 34.73	\$ 416.76
CITY OF COACHELLA	778-442-008	52856	GENOA ST	Additional Trash	2	\$ 19.44	\$ 233.28
CITY OF COACHELLA	778-442-009	52857	CALLE JOYCE	Trash Service	1	\$ 34.73	\$ 416.76
CITY OF COACHELLA	778-442-010	52845	CALLE JOYCE	Trash Service	1	\$ 34.73	\$ 416.76
CITY OF COACHELLA	778-442-011	52831	CALLE JOYCE	Trash Service	1	\$ 34.73	\$ 416.76
CITY OF COACHELLA	778-442-012	52821	CALLE JOYCE	Trash Service	1	\$ 34.73	\$ 416.76
CITY OF COACHELLA	778-442-013	52809	CALLE JOYCE	Trash Service	1	\$ 34.73	\$ 416.76
CITY OF COACHELLA	778-442-014	85794	AVE GRACE	Trash Service	1	\$ 34.73	\$ 416.76
CITY OF COACHELLA	778-442-015	85800	AVE GRACE	Trash Service	1	\$ 34.73	\$ 416.76
CITY OF COACHELLA	778-442-016	85804	AVE GRACE	Trash Service	1	\$ 34.73	\$ 416.76
CITY OF COACHELLA	778-442-017	85812	AVE GRACE	Trash Service	1	\$ 34.73	\$ 416.76
CITY OF COACHELLA	778-442-018	85816	AVE GRACE	Trash Service	1	\$ 34.73	\$ 416.76
CITY OF COACHELLA	778-442-019	85822	AVE GRACE	Trash Service	1	\$ 34.73	\$ 416.76
CITY OF COACHELLA	778-442-020	85828	AVE GRACE	Trash Service	1	\$ 34.73	\$ 416.76
CITY OF COACHELLA	778-442-021	85834	AVE GRACE	Trash Service	1	\$ 34.73	\$ 416.76
CITY OF COACHELLA	778-442-022	85840	AVE GRACE	Trash Service	1	\$ 34.73	\$ 416.76
CITY OF COACHELLA	778-442-023	85846	AVE GRACE	Trash Service	1	\$ 34.73	\$ 416.76
CITY OF COACHELLA	778-442-024	52813	CALLE FLORENA	Trash Service	1	\$ 34.73	\$ 416.76
CITY OF COACHELLA	778-442-025	52805	CALLE FLORENA	Trash Service	1	\$ 34.73	\$ 416.76
CITY OF COACHELLA	778-442-026	52797	CALLE FLORENA	Trash Service	1	\$ 34.73	\$ 416.76

### City of Coachella proposed 2024-25 Tax File

Customer Name	Parcel #	Address	Street	Service Level	Units	Total Monthly Rate	Total Annual Rate
CITY OF COACHELLA	778-442-027	85785	AVE ALEENAH	Trash Service	1	\$ 34.73	\$ 416.76
CITY OF COACHELLA	778-442-028	85791	AVE ALEENAH	Trash Service	1	\$ 34.73	\$ 416.76
CITY OF COACHELLA	778-442-029	85797	AVE ALEENAH	Trash Service	1	\$ 34.73	\$ 416.76
CITY OF COACHELLA	778-442-030	85805	AVE ALEENAH	Trash Service	1	\$ 34.73	\$ 416.76
CITY OF COACHELLA	778-442-031	85811	AVE ALEENAH	Trash Service	1	\$ 34.73	\$ 416.76
CITY OF COACHELLA	778-442-032	85817	AVE ALEENAH	Trash Service	1	\$ 34.73	\$ 416.76
CITY OF COACHELLA	778-442-032	85817	AVE ALEENAH	Additional Trash	1	\$ 9.72	\$ 116.64
CITY OF COACHELLA	778-442-033	85821	AVE ALEENAH	Trash Service	1	\$ 34.73	\$ 416.76
CITY OF COACHELLA	778-442-033	85821	AVE ALEENAH	Additional Trash	1	\$ 9.72	\$ 116.64
CITY OF COACHELLA	778-442-034	85827	AVE ALEENAH	Trash Service	1	\$ 34.73	\$ 416.76
CITY OF COACHELLA	778-442-035	85833	AVE ALEENAH	Trash Service	1	\$ 34.73	\$ 416.76
CITY OF COACHELLA	778-442-036	85839	AVE ALEENAH	Trash Service	1	\$ 34.73	\$ 416.76
CITY OF COACHELLA	778-442-037	85845	AVE ALEENAH	Trash Service	1	\$ 34.73	\$ 416.76
CITY OF COACHELLA	778-443-001	85873	AVE ALEENAH	Trash Service	1	\$ 34.73	\$ 416.76
CITY OF COACHELLA	778-443-002	85861	AVE ALEENAH	Trash Service	1	\$ 34.73	\$ 416.76
CITY OF COACHELLA	778-443-003	85868	AVE GRACE	Trash Service	1	\$ 34.73	\$ 416.76
CITY OF COACHELLA	778-443-004	85874	AVE GRACE	Trash Service	1	\$ 34.73	\$ 416.76
CITY OF COACHELLA	778-444-001	52826	CALLE FLORENA	Trash Service	1	\$ 34.73	\$ 416.76
CITY OF COACHELLA	778-444-001	52826	CALLE FLORENA	Additional Organics	1	\$ 9.72	\$ 116.64
CITY OF COACHELLA	778-444-002	52838	CALLE FLORENA	Trash Service	1	\$ 34.73	\$ 416.76
CITY OF COACHELLA	778-444-003	52850	CALLE FLORENA	Trash Service	1	\$ 34.73	\$ 416.76
CITY OF COACHELLA	778-445-001	52851	CALLE FLORENA	Trash Service	1	\$ 34.73	\$ 416.76
CITY OF COACHELLA	778-445-002	52839	CALLE FLORENA	Trash Service	1	\$ 34.73	\$ 416.76
CITY OF COACHELLA	778-445-003	52825	CALLE FLORENA	Trash Service	1	\$ 34.73	\$ 416.76
CITY OF COACHELLA	778-445-003	52825	CALLE FLORENA	Additional Trash	1	\$ 9.72	\$ 116.64
CITY OF COACHELLA	778-445-004	85845	AVE GRACE	Trash Service	1	\$ 34.73	\$ 416.76
CITY OF COACHELLA	778-445-005	85839	AVE GRACE	Trash Service	1	\$ 34.73	\$ 416.76
CITY OF COACHELLA	778-445-006	85833	AVE GRACE	Trash Service	1	\$ 34.73	\$ 416.76
CITY OF COACHELLA	778-445-007	85827	AVE GRACE	Trash Service	1	\$ 34.73	\$ 416.76
CITY OF COACHELLA	778-445-008	85821	AVE GRACE	Trash Service	1	\$ 34.73	\$ 416.76
CITY OF COACHELLA	778-445-009	85815	AVE GRACE	Trash Service	1	\$ 34.73	\$ 416.76
CITY OF COACHELLA	778-445-010	85811	AVE GRACE	Trash Service	1	\$ 34.73	\$ 416.76
CITY OF COACHELLA	778-445-010	85811	AVE GRACE	Additional Trash	1	\$ 9.72	\$ 116.64

### City of Coachella proposed 2024-25 Tax File

Customer Name	Parcel #	Address	Street	Service Level	Units	Total Monthly Rate	Total Annual Rate
CITY OF COACHELLA	778-445-011	85805	AVE GRACE	Trash Service	1	\$ 34.73	\$ 416.76
CITY OF COACHELLA	778-445-012	85806	AVE RAYLYNN	Trash Service	1	\$ 34.73	\$ 416.76
CITY OF COACHELLA	778-445-012	85806	AVE RAYLYNN	Additional Trash	1	\$ 9.72	\$ 116.64
CITY OF COACHELLA	778-445-013	85810	AVE RAYLYNN	Trash Service	1	\$ 34.73	\$ 416.76
CITY OF COACHELLA	778-445-014	85816	AVE RAYLYNN	Trash Service	1	\$ 34.73	\$ 416.76
CITY OF COACHELLA	778-445-014	85816	AVE RAYLYNN	Additional Trash	1	\$ 9.72	\$ 116.64
CITY OF COACHELLA	778-445-015	85822	AVE RAYLYNN	Trash Service	1	\$ 34.73	\$ 416.76
CITY OF COACHELLA	778-445-016	85828	AVE RAYLYNN	Trash Service	1	\$ 34.73	\$ 416.76
CITY OF COACHELLA	778-445-017	85832	AVE RAYLYNN	Trash Service	1	\$ 34.73	\$ 416.76
CITY OF COACHELLA	778-445-018	85840	AVE RAYLYNN	Trash Service	1	\$ 34.73	\$ 416.76
CITY OF COACHELLA	778-445-019	85846	AVE RAYLYNN	Trash Service	1	\$ 34.73	\$ 416.76
CITY OF COACHELLA	778-450-001	52880	CALLE EMELIA	Trash Service	1	\$ 34.73	\$ 416.76
CITY OF COACHELLA	778-450-002	52868	CALLE EMELIA	Trash Service	1	\$ 34.73	\$ 416.76
CITY OF COACHELLA	778-450-003	52856	CALLE EMELIA	Trash Service	1	\$ 34.73	\$ 416.76
CITY OF COACHELLA	778-450-004	52844	CALLE EMELIA	Trash Service	1	\$ 34.73	\$ 416.76
CITY OF COACHELLA	778-450-005	52834	CALLE EMELIA	Trash Service	1	\$ 34.73	\$ 416.76
CITY OF COACHELLA	778-450-006	52822	CALLE EMELIA	Trash Service	1	\$ 34.73	\$ 416.76
CITY OF COACHELLA	778-450-007	52812	CALLE EMELIA	Trash Service	1	\$ 34.73	\$ 416.76
CITY OF COACHELLA	778-450-008	52798	CALLE EMELIA	Trash Service	1	\$ 34.73	\$ 416.76
CITY OF COACHELLA	778-450-009	52788	CALLE EMELIA	Trash Service	1	\$ 34.73	\$ 416.76
CITY OF COACHELLA	778-450-009	52788	CALLE EMELIA	Additional Recycle	1	\$ 9.72	\$ 116.64
CITY OF COACHELLA	778-450-010	52776	CALLE EMELIA	Trash Service	1	\$ 34.73	\$ 416.76
CITY OF COACHELLA	778-450-011	52764	CALLE EMELIA	Trash Service	1	\$ 34.73	\$ 416.76
CITY OF COACHELLA	778-451-001	85965	AVE ALEENAH	Trash Service	1	\$ 34.73	\$ 416.76
CITY OF COACHELLA	778-451-002	85959	AVE ALEENAH	Trash Service	1	\$ 34.73	\$ 416.76
CITY OF COACHELLA	778-451-003	85953	AVE ALEENAH	Trash Service	1	\$ 34.73	\$ 416.76
CITY OF COACHELLA	778-451-003	85953	AVE ALEENAH	Additional Trash	1	\$ 9.72	\$ 116.64
CITY OF COACHELLA	778-451-004	85947	AVE ALEENAH	Trash Service	1	\$ 34.73	\$ 416.76
CITY OF COACHELLA	778-451-005	85941	AVE ALEENAH	Trash Service	1	\$ 34.73	\$ 416.76
CITY OF COACHELLA	778-451-006	85935	AVE ALEENAH	Trash Service	1	\$ 34.73	\$ 416.76
CITY OF COACHELLA	778-451-007	85929	AVE ALEENAH	Trash Service	1	\$ 34.73	\$ 416.76
CITY OF COACHELLA	778-451-008	85925	AVE ALEENAH	Trash Service	1	\$ 34.73	\$ 416.76
CITY OF COACHELLA	778-451-009	85919	AVE ALEENAH	Trash Service	1	\$ 34.73	\$ 416.76



### City of Coachella proposed 2024-25 Tax File

Customer Name	Parcel #	Address	Street	Service Level	Units	Total Monthly Rate	Total Annual Rate
CITY OF COACHELLA	778-451-010	85913	AVE ALEENAH	Trash Service	1	\$ 34.73	\$ 416.76
CITY OF COACHELLA	778-451-011	85907	AVE ALEENAH	Trash Service	1	\$ 34.73	\$ 416.76
CITY OF COACHELLA	778-451-012	85901	AVE ALEENAH	Trash Service	1	\$ 34.73	\$ 416.76
CITY OF COACHELLA	778-451-013	85897	AVE ALEENAH	Trash Service	1	\$ 34.73	\$ 416.76
CITY OF COACHELLA	778-451-014	85891	AVE ALEENAH	Trash Service	1	\$ 34.73	\$ 416.76
CITY OF COACHELLA	778-451-015	85885	AVE ALEENAH	Trash Service	1	\$ 34.73	\$ 416.76
CITY OF COACHELLA	778-451-015	85885	AVE ALEENAH	Additional Trash	1	\$ 9.72	\$ 116.64
CITY OF COACHELLA	778-451-016	85879	AVE ALEENAH	Trash Service	1	\$ 34.73	\$ 416.76
CITY OF COACHELLA	778-451-017	85880	AVE GRACE	Trash Service	1	\$ 34.73	\$ 416.76
CITY OF COACHELLA	778-451-018	85886	AVE GRACE	Trash Service	1	\$ 34.73	\$ 416.76
CITY OF COACHELLA	778-451-019	85892	AVE GRACE	Trash Service	1	\$ 34.73	\$ 416.76
CITY OF COACHELLA	778-451-020	85898	AVE GRACE	Trash Service	1	\$ 34.73	\$ 416.76
CITY OF COACHELLA	778-451-021	85902	AVE GRACE	Trash Service	1	\$ 34.73	\$ 416.76
CITY OF COACHELLA	778-451-022	85908	AVE GRACE	Trash Service	1	\$ 34.73	\$ 416.76
CITY OF COACHELLA	778-451-023	85914	AVE GRACE	Trash Service	1	\$ 34.73	\$ 416.76
CITY OF COACHELLA	778-451-023	85914	AVE GRACE	Additional Trash	1	\$ 9.72	\$ 116.64
CITY OF COACHELLA	778-451-024	85920	AVE GRACE	Trash Service	1	\$ 34.73	\$ 416.76
CITY OF COACHELLA	778-451-024	85920	AVE GRACE	Additional Trash	1	\$ 9.72	\$ 116.64
CITY OF COACHELLA	778-451-025	85926	AVE GRACE	Trash Service	1	\$ 34.73	\$ 416.76
CITY OF COACHELLA	778-451-026	85930	AVE GRACE	Trash Service	1	\$ 34.73	\$ 416.76
CITY OF COACHELLA	778-451-026	85930	AVE GRACE	Additional Trash	1	\$ 9.72	\$ 116.64
CITY OF COACHELLA	778-451-027	85936	AVE GRACE	Trash Service	1	\$ 34.73	\$ 416.76
CITY OF COACHELLA	778-451-028	85942	AVE GRACE	Trash Service	1	\$ 34.73	\$ 416.76
CITY OF COACHELLA	778-451-029	85948	AVE GRACE	Trash Service	1	\$ 34.73	\$ 416.76
CITY OF COACHELLA	778-451-030	85954	AVE GRACE	Trash Service	1	\$ 34.73	\$ 416.76
CITY OF COACHELLA	778-451-031	85960	AVE GRACE	Trash Service	1	\$ 34.73	\$ 416.76
CITY OF COACHELLA	778-451-032	85966	AVE GRACE	Trash Service	1	\$ 34.73	\$ 416.76
CITY OF COACHELLA	778-452-001	85965	AVE GRACE	Trash Service	1	\$ 34.73	\$ 416.76
CITY OF COACHELLA	778-452-002	85959	AVE GRACE	Trash Service	1	\$ 34.73	\$ 416.76
CITY OF COACHELLA	778-452-003	85953	AVE GRACE	Trash Service	1	\$ 34.73	\$ 416.76
CITY OF COACHELLA	778-452-004	85947	AVE GRACE	Trash Service	1	\$ 34.73	\$ 416.76
CITY OF COACHELLA	778-452-005	85941	AVE GRACE	Trash Service	1	\$ 34.73	\$ 416.76
CITY OF COACHELLA	778-452-006	85935	AVE GRACE	Trash Service	1	\$ 34.73	\$ 416.76

### City of Coachella proposed 2024-25 Tax File

Customer Name	Parcel #	Address	Street	Service Level	Units	Total Monthly Rate	Total Annual Rate
CITY OF COACHELLA	778-452-007	85929	AVE GRACE	Trash Service	1	\$ 34.73	\$ 416.76
CITY OF COACHELLA	778-452-007	85929	AVE GRACE	Additional Trash	1	\$ 9.72	\$ 116.64
CITY OF COACHELLA	778-452-008	85925	AVE GRACE	Trash Service	1	\$ 34.73	\$ 416.76
CITY OF COACHELLA	778-452-009	85919	AVE GRACE	Trash Service	1	\$ 34.73	\$ 416.76
CITY OF COACHELLA	778-452-010	85913	AVE GRACE	Trash Service	1	\$ 34.73	\$ 416.76
CITY OF COACHELLA	778-452-011	85907	AVE GRACE	Trash Service	1	\$ 34.73	\$ 416.76
CITY OF COACHELLA	778-452-012	85901	AVE GRACE	Trash Service	1	\$ 34.73	\$ 416.76
CITY OF COACHELLA	778-452-013	85897	AVE GRACE	Trash Service	1	\$ 34.73	\$ 416.76
CITY OF COACHELLA	778-452-014	85891	AVE GRACE	Trash Service	1	\$ 34.73	\$ 416.76
CITY OF COACHELLA	778-452-015	85885	AVE GRACE	Trash Service	1	\$ 34.73	\$ 416.76
CITY OF COACHELLA	778-452-016	85879	AVE GRACE	Trash Service	1	\$ 34.73	\$ 416.76
CITY OF COACHELLA	778-452-017	85878	AVE RAYLYNN	Trash Service	1	\$ 34.73	\$ 416.76
CITY OF COACHELLA	778-452-018	85886	AVE RAYLYNN	Trash Service	1	\$ 34.73	\$ 416.76
CITY OF COACHELLA	778-452-019	85892	AVE RAYLYNN	Trash Service	1	\$ 34.73	\$ 416.76
CITY OF COACHELLA	778-452-020	85898	AVE RAYLYNN	Trash Service	1	\$ 34.73	\$ 416.76
CITY OF COACHELLA	778-452-021	85902	AVE RAYLYNN	Trash Service	1	\$ 34.73	\$ 416.76
CITY OF COACHELLA	778-452-022	85908	AVE RAYLYNN	Trash Service	1	\$ 34.73	\$ 416.76
CITY OF COACHELLA	778-452-023	85914	AVE RAYLYNN	Trash Service	1	\$ 34.73	\$ 416.76
CITY OF COACHELLA	778-452-024	85920	AVE RAYLYNN	Trash Service	1	\$ 34.73	\$ 416.76
CITY OF COACHELLA	778-452-024	85920	AVE RAYLYNN	Additional Trash	1	\$ 9.72	\$ 116.64
CITY OF COACHELLA	778-452-025	85926	AVE RAYLYNN	Trash Service	1	\$ 34.73	\$ 416.76
CITY OF COACHELLA	778-452-025	85926	AVE RAYLYNN	Additional Trash	1	\$ 9.72	\$ 116.64
CITY OF COACHELLA	778-452-025	85926	AVE RAYLYNN	Yard Service	1	\$ 11.50	\$ 138.00
CITY OF COACHELLA	778-452-026	85930	AVE RAYLYNN	Trash Service	1	\$ 34.73	\$ 416.76
CITY OF COACHELLA	778-452-026	85930	AVE RAYLYNN	Additional Trash	1	\$ 9.72	\$ 116.64
CITY OF COACHELLA	778-452-027	85936	AVE RAYLYNN	Trash Service	1	\$ 34.73	\$ 416.76
CITY OF COACHELLA	778-452-028	85942	AVE RAYLYNN	Trash Service	1	\$ 34.73	\$ 416.76
CITY OF COACHELLA	778-452-028	85942	AVE RAYLYNN	Additional Trash	1	\$ 9.72	\$ 116.64
CITY OF COACHELLA	778-452-029	85948	AVE RAYLYNN	Trash Service	1	\$ 34.73	\$ 416.76
CITY OF COACHELLA	778-452-030	85954	AVE RAYLYNN	Trash Service	1	\$ 34.73	\$ 416.76
CITY OF COACHELLA	778-452-031	85960	AVE RAYLYNN	Trash Service	1	\$ 34.73	\$ 416.76
CITY OF COACHELLA	778-452-031	85960	AVE RAYLYNN	Additional Trash	2	\$ 19.44	\$ 233.28
CITY OF COACHELLA	778-452-032	85966	AVE RAYLYNN	Trash Service	1	\$ 34.73	\$ 416.76

### City of Coachella proposed 2024-25 Tax File

Customer Name	Parcel #	Address	Street	Service Level	Units	Total Monthly Rate	Total Annual Rate
CITY OF COACHELLA	778-453-001	85965	AVE RAYLYNN	Trash Service	1	\$ 34.73	\$ 416.76
CITY OF COACHELLA	778-453-002	85959	AVE RAYLYNN	Trash Service	1	\$ 34.73	\$ 416.76
CITY OF COACHELLA	778-453-003	85953	AVE RAYLYNN	Trash Service	1	\$ 34.73	\$ 416.76
CITY OF COACHELLA	778-453-003	85953	AVE RAYLYNN	Additional Trash	1	\$ 9.72	\$ 116.64
CITY OF COACHELLA	778-453-004	85947	AVE RAYLYNN	Trash Service	1	\$ 34.73	\$ 416.76
CITY OF COACHELLA	778-453-005	85941	AVE RAYLYNN	Trash Service	1	\$ 34.73	\$ 416.76
CITY OF COACHELLA	778-453-006	85935	AVE RAYLYNN	Trash Service	1	\$ 34.73	\$ 416.76
CITY OF COACHELLA	778-453-007	85929	AVE RAYLYNN	Trash Service	1	\$ 34.73	\$ 416.76
CITY OF COACHELLA	778-453-008	85925	AVE RAYLYNN	Trash Service	1	\$ 34.73	\$ 416.76
CITY OF COACHELLA	778-453-009	85919	AVE RAYLYNN	Trash Service	1	\$ 34.73	\$ 416.76
CITY OF COACHELLA	778-453-010	85913	AVE RAYLYNN	Trash Service	1	\$ 34.73	\$ 416.76
CITY OF COACHELLA	778-453-011	85907	AVE RAYLYNN	Trash Service	1	\$ 34.73	\$ 416.76
CITY OF COACHELLA	778-453-012	85901	AVE RAYLYNN	Trash Service	1	\$ 34.73	\$ 416.76
CITY OF COACHELLA	778-453-013	85897	AVE RAYLYNN	Trash Service	1	\$ 34.73	\$ 416.76
CITY OF COACHELLA	778-453-014	85891	AVE RAYLYNN	Trash Service	1	\$ 34.73	\$ 416.76
CITY OF COACHELLA	778-453-014	85891	AVE RAYLYNN	Additional Trash	1	\$ 9.72	\$ 116.64
CITY OF COACHELLA	778-453-015	85885	AVE RAYLYNN	Trash Service	1	\$ 34.73	\$ 416.76
CITY OF COACHELLA	778-453-016	85879	AVE RAYLYNN	Trash Service	1	\$ 34.73	\$ 416.76
CITY OF COACHELLA	778-460-001	52043	GENOA ST	Trash Service	1	\$ 34.73	\$ 416.76
CITY OF COACHELLA	778-460-001	52043	GENOA ST	Additional Recycle	1	\$ 9.72	\$ 116.64
CITY OF COACHELLA	778-460-002	52065	GENOA ST	Trash Service	1	\$ 34.73	\$ 416.76
CITY OF COACHELLA	778-460-003	52091	GENOA ST	Trash Service	1	\$ 34.73	\$ 416.76
CITY OF COACHELLA	778-460-004	52117	GENOA ST	Trash Service	1	\$ 34.73	\$ 416.76
CITY OF COACHELLA	778-460-005	52143	GENOA ST	Trash Service	1	\$ 34.73	\$ 416.76
CITY OF COACHELLA	778-460-006	52171	GENOA ST	Trash Service	1	\$ 34.73	\$ 416.76
CITY OF COACHELLA	778-460-007	52118	CHANNING CT	Trash Service	1	\$ 34.73	\$ 416.76
CITY OF COACHELLA	778-460-008	52082	CHANNING CT	Trash Service	1	\$ 34.73	\$ 416.76
CITY OF COACHELLA	778-460-009	52066	CHANNING CT	Trash Service	1	\$ 34.73	\$ 416.76
CITY OF COACHELLA	778-460-009	52066	CHANNING CT	Additional Trash	1	\$ 9.72	\$ 116.64
CITY OF COACHELLA	778-460-010	52065	CHANNING CT	Trash Service	1	\$ 34.73	\$ 416.76
CITY OF COACHELLA	778-460-011	52081	CHANNING CT	Trash Service	1	\$ 34.73	\$ 416.76
CITY OF COACHELLA	778-460-012	52117	CHANNING CT	Trash Service	1	\$ 34.73	\$ 416.76
CITY OF COACHELLA	778-460-013	52143	CHANNING CT	Trash Service	1	\$ 34.73	\$ 416.76

### City of Coachella proposed 2024-25 Tax File

Customer Name	Parcel #	Address	Street	Service Level	Units	Total Monthly Rate	Total Annual Rate
CITY OF COACHELLA	778-460-014	52171	CHANNING CT	Trash Service	1	\$ 34.73	\$ 416.76
CITY OF COACHELLA	778-460-015	52193	CHANNING CT	Trash Service	1	\$ 34.73	\$ 416.76
CITY OF COACHELLA	778-460-016	52215	GENOA ST	Trash Service	1	\$ 34.73	\$ 416.76
CITY OF COACHELLA	778-460-017	52239	GENOA ST	Trash Service	1	\$ 34.73	\$ 416.76
CITY OF COACHELLA	778-460-018	52261	GENOA ST	Trash Service	1	\$ 34.73	\$ 416.76
CITY OF COACHELLA	778-461-001	52044	GENOA ST	Trash Service	1	\$ 34.73	\$ 416.76
CITY OF COACHELLA	778-461-001	52044	GENOA ST	Additional Recycle	1	\$ 9.72	\$ 116.64
CITY OF COACHELLA	778-461-002	52066	GENOA ST	Trash Service	1	\$ 34.73	\$ 416.76
CITY OF COACHELLA	778-461-002	52066	GENOA ST	Additional Recycle	1	\$ 9.72	\$ 116.64
CITY OF COACHELLA	778-461-003	52088	GENOA ST	Trash Service	1	\$ 34.73	\$ 416.76
CITY OF COACHELLA	778-461-003	52088	GENOA ST	Additional Trash	1	\$ 9.72	\$ 116.64
CITY OF COACHELLA	778-461-004	52112	GENOA ST	Trash Service	1	\$ 34.73	\$ 416.76
CITY OF COACHELLA	778-461-005	52134	GENOA ST	Trash Service	1	\$ 34.73	\$ 416.76
CITY OF COACHELLA	778-461-006	85428	AVE MARIA	Trash Service	1	\$ 34.73	\$ 416.76
CITY OF COACHELLA	778-461-007	85440	AVE MARIA	Trash Service	1	\$ 34.73	\$ 416.76
CITY OF COACHELLA	778-461-008	85450	AVE MARIA	Trash Service	1	\$ 34.73	\$ 416.76
CITY OF COACHELLA	778-461-009	85462	AVE MARIA	Trash Service	1	\$ 34.73	\$ 416.76
CITY OF COACHELLA	778-461-010	85474	AVE MARIA	Trash Service	1	\$ 34.73	\$ 416.76
CITY OF COACHELLA	778-461-011	52133	CALLE DANIELLE	Trash Service	1	\$ 34.73	\$ 416.76
CITY OF COACHELLA	778-461-012	52111	CALLE DANIELLE	Trash Service	1	\$ 34.73	\$ 416.76
CITY OF COACHELLA	778-461-013	52087	CALLE DANIELLE	Trash Service	1	\$ 34.73	\$ 416.76
CITY OF COACHELLA	778-461-014	52065	CALLE DANIELLE	Trash Service	1	\$ 34.73	\$ 416.76
CITY OF COACHELLA	778-461-015	85486	AVE CRYSTAL	Trash Service	1	\$ 34.73	\$ 416.76
CITY OF COACHELLA	778-461-016	85498	AVE CRYSTAL	Trash Service	1	\$ 34.73	\$ 416.76
CITY OF COACHELLA	778-461-017	85508	AVE CRYSTAL	Trash Service	1	\$ 34.73	\$ 416.76
CITY OF COACHELLA	778-461-018	85520	AVE CRYSTAL	Trash Service	1	\$ 34.73	\$ 416.76
CITY OF COACHELLA	778-461-019	85530	AVE CRYSTAL	Trash Service	1	\$ 34.73	\$ 416.76
CITY OF COACHELLA	778-461-020	85542	AVE CRYSTAL	Trash Service	1	\$ 34.73	\$ 416.76
CITY OF COACHELLA	778-461-020	85542	AVE CRYSTAL	Additional Trash	1	\$ 9.72	\$ 116.64
CITY OF COACHELLA	778-461-021	85554	AVE CRYSTAL	Trash Service	1	\$ 34.73	\$ 416.76
CITY OF COACHELLA	778-461-022	85566	AVE CRYSTAL	Trash Service	1	\$ 34.73	\$ 416.76
CITY OF COACHELLA	778-461-023	85578	AVE CRYSTAL	Trash Service	1	\$ 34.73	\$ 416.76
CITY OF COACHELLA	778-461-026	52102	CALLE ANABELLA	Trash Service	1	\$ 34.73	\$ 416.76

### City of Coachella proposed 2024-25 Tax File

Customer Name	Parcel #	Address	Street	Service Level	Units	Total Monthly Rate	Total Annual Rate
CITY OF COACHELLA	778-461-026	52102	CALLE ANABELLA	Additional Trash	1	\$ 9.72	\$ 116.64
CITY OF COACHELLA	778-461-027	52124	CALLE ANABELLA	Trash Service	1	\$ 34.73	\$ 416.76
CITY OF COACHELLA	778-461-028	52148	CALLE ANABELLA	Trash Service	1	\$ 34.73	\$ 416.76
CITY OF COACHELLA	778-461-028	52148	CALLE ANABELLA	Additional Trash	1	\$ 9.72	\$ 116.64
CITY OF COACHELLA	778-461-029	52170	CALLE ANABELLA	Trash Service	1	\$ 34.73	\$ 416.76
CITY OF COACHELLA	778-461-032	85586	AVE CRYSTAL	Trash Service	1	\$ 34.73	\$ 416.76
CITY OF COACHELLA	778-461-033	52080	CALLE ANABELLA	Trash Service	1	\$ 34.73	\$ 416.76
CITY OF COACHELLA	778-462-001	85567	AVE CRYSTAL	Trash Service	1	\$ 34.73	\$ 416.76
CITY OF COACHELLA	778-462-001	85567	AVE CRYSTAL	Additional Trash	1	\$ 9.72	\$ 116.64
CITY OF COACHELLA	778-462-002	85555	AVE CRYSTAL	Trash Service	1	\$ 34.73	\$ 416.76
CITY OF COACHELLA	778-462-002	85555	AVE CRYSTAL	Additional Trash	1	\$ 9.72	\$ 116.64
CITY OF COACHELLA	778-462-003	85543	AVE CRYSTAL	Trash Service	1	\$ 34.73	\$ 416.76
CITY OF COACHELLA	778-462-004	85533	AVE CRYSTAL	Trash Service	1	\$ 34.73	\$ 416.76
CITY OF COACHELLA	778-462-004	85533	AVE CRYSTAL	Additional Trash	1	\$ 9.72	\$ 116.64
CITY OF COACHELLA	778-462-005	85521	AVE CRYSTAL	Trash Service	1	\$ 34.73	\$ 416.76
CITY OF COACHELLA	778-462-005	85521	AVE CRYSTAL	Additional Trash	1	\$ 9.72	\$ 116.64
CITY OF COACHELLA	778-462-006	85509	AVE CRYSTAL	Trash Service	1	\$ 34.73	\$ 416.76
CITY OF COACHELLA	778-462-007	85497	AVE CRYSTAL	Trash Service	1	\$ 34.73	\$ 416.76
CITY OF COACHELLA	778-462-007	85497	AVE CRYSTAL	Additional Recycle	1	\$ 9.72	\$ 116.64
CITY OF COACHELLA	778-462-008	85498	AVE MARIA	Trash Service	1	\$ 34.73	\$ 416.76
CITY OF COACHELLA	778-462-009	85508	AVE MARIA	Trash Service	1	\$ 34.73	\$ 416.76
CITY OF COACHELLA	778-462-010	85522	AVE MARIA	Trash Service	1	\$ 34.73	\$ 416.76
CITY OF COACHELLA	778-462-011	85532	AVE MARIA	Trash Service	1	\$ 34.73	\$ 416.76
CITY OF COACHELLA	778-462-012	85544	AVE MARIA	Trash Service	1	\$ 34.73	\$ 416.76
CITY OF COACHELLA	778-462-013	85556	AVE MARIA	Trash Service	1	\$ 34.73	\$ 416.76
CITY OF COACHELLA	778-462-014	85568	AVE MARIA	Trash Service	1	\$ 34.73	\$ 416.76
CITY OF COACHELLA	778-463-001	85401	AVE MARIA	Trash Service	1	\$ 34.73	\$ 416.76
CITY OF COACHELLA	778-463-002	85413	AVE MARIA	Trash Service	1	\$ 34.73	\$ 416.76
CITY OF COACHELLA	778-463-003	85425	AVE MARIA	Trash Service	1	\$ 34.73	\$ 416.76
CITY OF COACHELLA	778-463-003	85425	AVE MARIA	Additional Trash	1	\$ 9.72	\$ 116.64
CITY OF COACHELLA	778-463-004	85437	AVE MARIA	Trash Service	1	\$ 34.73	\$ 416.76
CITY OF COACHELLA	778-463-004	85437	AVE MARIA	Yard Service	1	\$ 11.50	\$ 138.00
CITY OF COACHELLA	778-463-005	85449	AVE MARIA	Trash Service	1	\$ 34.73	\$ 416.76

### City of Coachella proposed 2024-25 Tax File

Customer Name	Parcel #	Address	Street	Service Level	Units	Total Monthly Rate	Total Annual Rate
CITY OF COACHELLA	778-463-006	85461	AVE MARIA	Trash Service	1	\$ 34.73	\$ 416.76
CITY OF COACHELLA	778-463-007	85473	AVE MARIA	Trash Service	1	\$ 34.73	\$ 416.76
CITY OF COACHELLA	778-463-008	85485	AVE MARIA	Trash Service	1	\$ 34.73	\$ 416.76
CITY OF COACHELLA	778-463-008	85485	AVE MARIA	Additional Recycle	1	\$ 9.72	\$ 116.64
CITY OF COACHELLA	778-463-008	85485	AVE MARIA	Additional Recycle	1	\$ 9.72	\$ 116.64
CITY OF COACHELLA	778-463-009	85495	AVE MARIA	Trash Service	1	\$ 34.73	\$ 416.76
CITY OF COACHELLA	778-463-010	85507	AVE MARIA	Trash Service	1	\$ 34.73	\$ 416.76
CITY OF COACHELLA	778-463-011	85519	AVE MARIA	Trash Service	1	\$ 34.73	\$ 416.76
CITY OF COACHELLA	778-463-012	85531	AVE MARIA	Trash Service	1	\$ 34.73	\$ 416.76
CITY OF COACHELLA	778-463-013	85541	AVE MARIA	Trash Service	1	\$ 34.73	\$ 416.76
CITY OF COACHELLA	778-463-014	85553	AVE MARIA	Trash Service	1	\$ 34.73	\$ 416.76
CITY OF COACHELLA	778-463-015	85565	AVE MARIA	Trash Service	1	\$ 34.73	\$ 416.76
CITY OF COACHELLA	778-463-016	85577	AVE MARIA	Trash Service	1	\$ 34.73	\$ 416.76
CITY OF COACHELLA	778-463-017	85589	AVE MARIA	Trash Service	1	\$ 34.73	\$ 416.76
CITY OF COACHELLA	778-470-001	52223	CALLE ALICIA	Trash Service	1	\$ 34.73	\$ 416.76
CITY OF COACHELLA	778-470-002	52245	CALLE ALICIA	Trash Service	1	\$ 34.73	\$ 416.76
CITY OF COACHELLA	778-470-003	52267	CALLE ALICIA	Trash Service	1	\$ 34.73	\$ 416.76
CITY OF COACHELLA	778-470-004	52289	CALLE ALICIA	Trash Service	1	\$ 34.73	\$ 416.76
CITY OF COACHELLA	778-470-004	52285	CALLE AVILA	Trash Service	1	\$ 34.73	\$ 416.76
CITY OF COACHELLA	778-470-005	52313	CALLE ALICIA	Trash Service	1	\$ 34.73	\$ 416.76
CITY OF COACHELLA	778-470-006	52335	CALLE ALICIA	Trash Service	1	\$ 34.73	\$ 416.76
CITY OF COACHELLA	778-470-007	52357	CALLE ALICIA	Trash Service	1	\$ 34.73	\$ 416.76
CITY OF COACHELLA	778-470-008	52379	CALLE ALICIA	Trash Service	1	\$ 34.73	\$ 416.76
CITY OF COACHELLA	778-470-009	52401	CALLE ALICIA	Trash Service	1	\$ 34.73	\$ 416.76
CITY OF COACHELLA	778-470-010	52425	CALLE ALICIA	Trash Service	1	\$ 34.73	\$ 416.76
CITY OF COACHELLA	778-470-011	52447	CALLE ALICIA	Trash Service	1	\$ 34.73	\$ 416.76
CITY OF COACHELLA	778-470-011	52447	CALLE ALICIA	Additional Trash	1	\$ 9.72	\$ 116.64
CITY OF COACHELLA	778-470-012	85603	AVE NICOLE	Trash Service	1	\$ 34.73	\$ 416.76
CITY OF COACHELLA	778-470-013	85625	AVE NICOLE	Trash Service	1	\$ 34.73	\$ 416.76
CITY OF COACHELLA	778-470-014	85637	AVE NICOLE	Trash Service	1	\$ 34.73	\$ 416.76
CITY OF COACHELLA	778-470-015	85651	AVE NICOLE	Trash Service	1	\$ 34.73	\$ 416.76
CITY OF COACHELLA	778-470-016	85663	AVE NICOLE	Trash Service	1	\$ 34.73	\$ 416.76
CITY OF COACHELLA	778-470-017	85671	AVE NICOLE	Trash Service	1	\$ 34.73	\$ 416.76

### City of Coachella proposed 2024-25 Tax File

Customer Name	Parcel #	Address	Street	Service Level	Units	Total Monthly Rate	Total Annual Rate
CITY OF COACHELLA	778-470-018	85685	AVE NICOLE	Trash Service	1	\$ 34.73	\$ 416.76
CITY OF COACHELLA	778-470-018	85685	AVE NICOLE	Additional Recycle	1	\$ 9.72	\$ 116.64
CITY OF COACHELLA	778-470-019	85697	AVE NICOLE	Trash Service	1	\$ 34.73	\$ 416.76
CITY OF COACHELLA	778-470-020	85701	AVE NICOLE	Trash Service	1	\$ 34.73	\$ 416.76
CITY OF COACHELLA	778-471-001	85725	HUXLEY CT	Trash Service	1	\$ 34.73	\$ 416.76
CITY OF COACHELLA	778-471-002	85735	HUXLEY CT	Trash Service	1	\$ 34.73	\$ 416.76
CITY OF COACHELLA	778-471-003	85747	HUXLEY CT	Trash Service	1	\$ 34.73	\$ 416.76
CITY OF COACHELLA	778-471-004	85740	HUXLEY CT	Trash Service	1	\$ 34.73	\$ 416.76
CITY OF COACHELLA	778-471-005	52402	MICHELLE DR	Trash Service	1	\$ 34.73	\$ 416.76
CITY OF COACHELLA	778-471-006	52380	MICHELLE DR	Trash Service	1	\$ 34.73	\$ 416.76
CITY OF COACHELLA	778-471-006	52380	MICHELLE DR	Additional Trash	1	\$ 9.72	\$ 116.64
CITY OF COACHELLA	778-471-007	52358	MICHELLE DR	Trash Service	1	\$ 34.73	\$ 416.76
CITY OF COACHELLA	778-471-008	52334	MICHELLE DR	Trash Service	1	\$ 34.73	\$ 416.76
CITY OF COACHELLA	778-471-009	52312	MICHELLE DR	Trash Service	1	\$ 34.73	\$ 416.76
CITY OF COACHELLA	778-471-010	52290	MICHELLE DR	Trash Service	1	\$ 34.73	\$ 416.76
CITY OF COACHELLA	778-471-011	52268	MICHELLE DR	Trash Service	1	\$ 34.73	\$ 416.76
CITY OF COACHELLA	778-471-012	52246	MICHELLE DR	Trash Service	1	\$ 34.73	\$ 416.76
CITY OF COACHELLA	778-471-013	85718	MICHELLE DR	Trash Service	1	\$ 34.73	\$ 416.76
CITY OF COACHELLA	778-471-014	85710	MICHELLE DR	Trash Service	1	\$ 34.73	\$ 416.76
CITY OF COACHELLA	778-471-014	85710	MICHELLE DR	Additional Trash	1	\$ 9.72	\$ 116.64
CITY OF COACHELLA	778-471-015	85702	MICHELLE DR	Trash Service	1	\$ 34.73	\$ 416.76
CITY OF COACHELLA	778-471-016	85688	MICHELLE DR	Trash Service	1	\$ 34.73	\$ 416.76
CITY OF COACHELLA	778-471-017	85676	MICHELLE DR	Trash Service	1	\$ 34.73	\$ 416.76
CITY OF COACHELLA	778-471-018	85664	MICHELLE DR	Trash Service	1	\$ 34.73	\$ 416.76
CITY OF COACHELLA	778-471-019	85652	MICHELLE DR	Trash Service	1	\$ 34.73	\$ 416.76
CITY OF COACHELLA	778-471-019	85652	MICHELLE DR	Additional Trash	1	\$ 9.72	\$ 116.64
CITY OF COACHELLA	778-471-020	85640	MICHELLE DR	Trash Service	1	\$ 34.73	\$ 416.76
CITY OF COACHELLA	778-471-020	85640	MICHELLE DR	Additional Trash	1	\$ 9.72	\$ 116.64
CITY OF COACHELLA	778-471-021	85632	MICHELLE DR	Trash Service	1	\$ 34.73	\$ 416.76
CITY OF COACHELLA	778-472-001	85625	MICHELLE DR	Trash Service	1	\$ 34.73	\$ 416.76
CITY OF COACHELLA	778-472-001	85625	MICHELLE DR	Additional Recycle	1	\$ 9.72	\$ 116.64
CITY OF COACHELLA	778-472-002	85637	MICHELLE DR	Trash Service	1	\$ 34.73	\$ 416.76
CITY OF COACHELLA	778-472-003	85651	MICHELLE DR	Trash Service	1	\$ 34.73	\$ 416.76

### City of Coachella proposed 2024-25 Tax File

Customer Name	Parcel #	Address	Street	Service Level	Units	Total Monthly Rate	Total Annual Rate
CITY OF COACHELLA	778-472-004	85663	MICHELLE DR	Trash Service	1	\$ 34.73	\$ 416.76
CITY OF COACHELLA	778-472-005	85675	MICHELLE DR	Trash Service	1	\$ 34.73	\$ 416.76
CITY OF COACHELLA	778-472-006	85683	MICHELLE DR	Trash Service	1	\$ 34.73	\$ 416.76
CITY OF COACHELLA	778-472-007	85697	MICHELLE DR	Trash Service	1	\$ 34.73	\$ 416.76
CITY OF COACHELLA	778-472-008	52289	MICHELLE DR	Trash Service	1	\$ 34.73	\$ 416.76
CITY OF COACHELLA	778-472-009	52313	MICHELLE DR	Trash Service	1	\$ 34.73	\$ 416.76
CITY OF COACHELLA	778-472-010	52335	MICHELLE DR	Trash Service	1	\$ 34.73	\$ 416.76
CITY OF COACHELLA	778-472-011	52357	MICHELLE DR	Trash Service	1	\$ 34.73	\$ 416.76
CITY OF COACHELLA	778-472-012	52379	MICHELLE DR	Trash Service	1	\$ 34.73	\$ 416.76
CITY OF COACHELLA	778-472-013	52401	MICHELLE DR	Trash Service	1	\$ 34.73	\$ 416.76
CITY OF COACHELLA	778-472-013	52401	MICHELLE DR	Additional Trash	1	\$ 9.72	\$ 116.64
CITY OF COACHELLA	778-472-014	85688	AVE NICOLE	Trash Service	1	\$ 34.73	\$ 416.76
CITY OF COACHELLA	778-472-015	85676	AVE NICOLE	Trash Service	1	\$ 34.73	\$ 416.76
CITY OF COACHELLA	778-472-016	52368	CATARINA CT	Trash Service	1	\$ 34.73	\$ 416.76
CITY OF COACHELLA	778-472-017	52346	CATARINA CT	Trash Service	1	\$ 34.73	\$ 416.76
CITY OF COACHELLA	778-472-018	52324	CATARINA CT	Trash Service	1	\$ 34.73	\$ 416.76
CITY OF COACHELLA	778-472-019	52292	CATARINA CT	Trash Service	1	\$ 34.73	\$ 416.76
CITY OF COACHELLA	778-472-020	52291	CATARINA CT	Trash Service	1	\$ 34.73	\$ 416.76
CITY OF COACHELLA	778-472-021	52323	CATARINA CT	Trash Service	1	\$ 34.73	\$ 416.76
CITY OF COACHELLA	778-472-022	52345	CATARINA CT	Trash Service	1	\$ 34.73	\$ 416.76
CITY OF COACHELLA	778-472-023	52367	CATARINA CT	Trash Service	1	\$ 34.73	\$ 416.76
CITY OF COACHELLA	778-472-024	85654	AVE NICOLE	Trash Service	1	\$ 34.73	\$ 416.76
CITY OF COACHELLA	778-472-025	85642	AVE NICOLE	Trash Service	1	\$ 34.73	\$ 416.76
CITY OF COACHELLA	778-472-026	52402	CALLE ALICIA	Trash Service	1	\$ 34.73	\$ 416.76
CITY OF COACHELLA	778-472-027	52380	CALLE ALICIA	Trash Service	1	\$ 34.73	\$ 416.76
CITY OF COACHELLA	778-472-028	52358	CALLE ALICIA	Trash Service	1	\$ 34.73	\$ 416.76
CITY OF COACHELLA	778-472-029	52334	CALLE ALICIA	Trash Service	1	\$ 34.73	\$ 416.76
CITY OF COACHELLA	778-472-030	52312	CALLE ALICIA	Trash Service	1	\$ 34.73	\$ 416.76
CITY OF COACHELLA	778-472-031	52290	CALLE ALICIA	Trash Service	1	\$ 34.73	\$ 416.76
CITY OF COACHELLA	779-250-004	83155	AVE 50	Trash Service	1	\$ 34.73	\$ 416.76
CITY OF COACHELLA	779-250-006	50250	JACKSON ST	Trash Service	1	\$ 34.73	\$ 416.76
CITY OF COACHELLA	779-250-011	50330	JACKSON ST	Trash Service	1	\$ 34.73	\$ 416.76
CITY OF COACHELLA	779-260-001	50214	SAN SOLANO ROAD	Trash Service	1	\$ 34.73	\$ 416.76



### City of Coachella proposed 2024-25 Tax File

Customer Name	Parcel #	Address	Street	Service Level	Units	Total Monthly Rate	Total Annual Rate
CITY OF COACHELLA	779-260-002	50188	SAN SOLANO ROAD	Trash Service	1	\$ 34.73	\$ 416.76
CITY OF COACHELLA	779-260-003	50162	SAN SOLANO ROAD	Trash Service	1	\$ 34.73	\$ 416.76
CITY OF COACHELLA	779-260-004	50136	SAN SOLANO ROAD	Trash Service	1	\$ 34.73	\$ 416.76
CITY OF COACHELLA	779-260-004	50136	SAN SOLANO ROAD	Additional Trash	1	\$ 9.72	\$ 116.64
CITY OF COACHELLA	779-260-005	50110	SAN SOLANO ROAD	Trash Service	1	\$ 34.73	\$ 416.76
CITY OF COACHELLA	779-260-006	50084	SAN SOLANO ROAD	Trash Service	1	\$ 34.73	\$ 416.76
CITY OF COACHELLA	779-260-006	50084	SAN SOLANO ROAD	Additional Recycle	1	\$ 9.72	\$ 116.64
CITY OF COACHELLA	779-260-006	50084	SAN SOLANO ROAD	Additional Trash	1	\$ 9.72	\$ 116.64
CITY OF COACHELLA	779-260-007	50058	SAN SOLANO ROAD	Trash Service	1	\$ 34.73	\$ 416.76
CITY OF COACHELLA	779-260-008	50032	SAN SOLANO ROAD	Trash Service	1	\$ 34.73	\$ 416.76
CITY OF COACHELLA	779-260-008	50032	SAN SOLANO ROAD	Additional Trash	1	\$ 9.72	\$ 116.64
CITY OF COACHELLA	779-260-009	83464	SAN REY DR	Trash Service	1	\$ 34.73	\$ 416.76
CITY OF COACHELLA	779-260-009	83464	SAN REY DR	Additional Trash	1	\$ 9.72	\$ 116.64
CITY OF COACHELLA	779-260-010	83458	SAN REY DR	Trash Service	1	\$ 34.73	\$ 416.76
CITY OF COACHELLA	779-261-001	50031	SAN SOLANO ROAD	Trash Service	1	\$ 34.73	\$ 416.76
CITY OF COACHELLA	779-261-002	50057	SAN SOLANO ROAD	Trash Service	1	\$ 34.73	\$ 416.76
CITY OF COACHELLA	779-261-003	50083	SAN SOLANO ROAD	Trash Service	1	\$ 34.73	\$ 416.76
CITY OF COACHELLA	779-261-004	50109	SAN SOLANO ROAD	Trash Service	1	\$ 34.73	\$ 416.76
CITY OF COACHELLA	779-261-004	50109	SAN SOLANO ROAD	Additional Trash	1	\$ 9.72	\$ 116.64
CITY OF COACHELLA	779-261-005	50135	SAN SOLANO ROAD	Trash Service	1	\$ 34.73	\$ 416.76
CITY OF COACHELLA	779-261-006	50161	SAN SOLANO ROAD	Trash Service	1	\$ 34.73	\$ 416.76
CITY OF COACHELLA	779-261-006	50161	SAN SOLANO ROAD	Additional Trash	2	\$ 19.44	\$ 233.28
CITY OF COACHELLA	779-261-007	50187	SAN SOLANO ROAD	Trash Service	1	\$ 34.73	\$ 416.76
CITY OF COACHELLA	779-261-008	50213	SAN SOLANO ROAD	Trash Service	1	\$ 34.73	\$ 416.76
CITY OF COACHELLA	779-261-009	50239	SAN SOLANO ROAD	Trash Service	1	\$ 34.73	\$ 416.76
CITY OF COACHELLA	779-261-009	50239	SAN SOLANO ROAD	Additional Trash	1	\$ 9.72	\$ 116.64
CITY OF COACHELLA	779-261-010	50238	SAN CAPISTRANO DR	Trash Service	1	\$ 34.73	\$ 416.76
CITY OF COACHELLA	779-261-011	50212	SAN CAPISTRANO DR	Trash Service	1	\$ 34.73	\$ 416.76
CITY OF COACHELLA	779-261-012	50186	SAN CAPISTRANO DR	Trash Service	1	\$ 34.73	\$ 416.76
CITY OF COACHELLA	779-261-013	50160	SAN CAPISTRANO DR	Trash Service	1	\$ 34.73	\$ 416.76
CITY OF COACHELLA	779-261-013	50160	SAN CAPISTRANO DR	Additional Trash	1	\$ 9.72	\$ 116.64
CITY OF COACHELLA	779-261-014	50134	SAN CAPISTRANO DR	Trash Service	1	\$ 34.73	\$ 416.76
CITY OF COACHELLA	779-261-015	50108	SAN CAPISTRANO DR	Trash Service	1	\$ 34.73	\$ 416.76

### City of Coachella proposed 2024-25 Tax File

Customer Name	Parcel #	Address	Street	Service Level	Units	Total Monthly Rate	Total Annual Rate
CITY OF COACHELLA	779-261-016	50082	SAN CAPISTRANO DR	Trash Service	1	\$ 34.73	\$ 416.76
CITY OF COACHELLA	779-261-016	50082	SAN CAPISTRANO DR	Additional Trash	1	\$ 9.72	\$ 116.64
CITY OF COACHELLA	779-261-017	50056	SAN CAPISTRANO DR	Trash Service	1	\$ 34.73	\$ 416.76
CITY OF COACHELLA	779-261-018	50030	SAN CAPISTRANO DR	Trash Service	1	\$ 34.73	\$ 416.76
CITY OF COACHELLA	779-261-018	50030	SAN CAPISTRANO DR	Additional Trash	1	\$ 9.72	\$ 116.64
CITY OF COACHELLA	779-262-001	50029	SAN CAPISTRANO DR	Trash Service	1	\$ 34.73	\$ 416.76
CITY OF COACHELLA	779-262-001	50029	SAN CAPISTRANO DR	Additional Trash	1	\$ 9.72	\$ 116.64
CITY OF COACHELLA	779-262-001	50029	SAN CAPISTRANO DR	Additional Organics	1	\$ 9.72	\$ 116.64
CITY OF COACHELLA	779-262-002	50055	SAN CAPISTRANO DR	Trash Service	1	\$ 34.73	\$ 416.76
CITY OF COACHELLA	779-262-003	50081	SAN CAPISTRANO DR	Trash Service	1	\$ 34.73	\$ 416.76
CITY OF COACHELLA	779-262-004	50107	SAN CAPISTRANO DR	Trash Service	1	\$ 34.73	\$ 416.76
CITY OF COACHELLA	779-262-005	50133	SAN CAPISTRANO DR	Trash Service	1	\$ 34.73	\$ 416.76
CITY OF COACHELLA	779-262-006	50159	SAN CAPISTRANO DR	Trash Service	1	\$ 34.73	\$ 416.76
CITY OF COACHELLA	779-262-007	50185	SAN CAPISTRANO DR	Trash Service	1	\$ 34.73	\$ 416.76
CITY OF COACHELLA	779-262-007	50185	SAN CAPISTRANO DR	Additional Trash	1	\$ 9.72	\$ 116.64
CITY OF COACHELLA	779-262-008	50211	SAN CAPISTRANO DR	Trash Service	1	\$ 34.73	\$ 416.76
CITY OF COACHELLA	779-262-009	50237	SAN CAPISTRANO DR	Trash Service	1	\$ 34.73	\$ 416.76
CITY OF COACHELLA	779-262-009	50237	SAN CAPISTRANO DR	Additional Trash	1	\$ 9.72	\$ 116.64
CITY OF COACHELLA	779-262-010	50236	CALLE TOLOSA	Trash Service	1	\$ 34.73	\$ 416.76
CITY OF COACHELLA	779-262-010	50236	CALLE TOLOSA	Additional Trash	1	\$ 9.72	\$ 116.64
CITY OF COACHELLA	779-262-011	50210	CALLE TOLOSA	Trash Service	1	\$ 34.73	\$ 416.76
CITY OF COACHELLA	779-262-011	50210	CALLE TOLOSA	Yard Service	1	\$ 11.50	\$ 138.00
CITY OF COACHELLA	779-262-012	50184	CALLE TOLOSA	Trash Service	1	\$ 34.73	\$ 416.76
CITY OF COACHELLA	779-262-012	50184	CALLE TOLOSA	Additional Recycle	1	\$ 9.72	\$ 116.64
CITY OF COACHELLA	779-262-013	50158	CALLE TOLOSA	Trash Service	1	\$ 34.73	\$ 416.76
CITY OF COACHELLA	779-262-014	50132	CALLE TOLOSA	Trash Service	1	\$ 34.73	\$ 416.76
CITY OF COACHELLA	779-262-015	50106	CALLE TOLOSA	Trash Service	1	\$ 34.73	\$ 416.76
CITY OF COACHELLA	779-262-016	50080	CALLE TOLOSA	Trash Service	1	\$ 34.73	\$ 416.76
CITY OF COACHELLA	779-262-017	50054	CALLE TOLOSA	Trash Service	1	\$ 34.73	\$ 416.76
CITY OF COACHELLA	779-262-017	50054	CALLE TOLOSA	Yard Service	1	\$ 11.50	\$ 138.00
CITY OF COACHELLA	779-262-018	50028	CALLE TOLOSA	Trash Service	1	\$ 34.73	\$ 416.76
CITY OF COACHELLA	779-263-001	83446	SAN REY DR	Trash Service	1	\$ 34.73	\$ 416.76
CITY OF COACHELLA	779-263-002	83438	SAN REY DR	Trash Service	1	\$ 34.73	\$ 416.76

### City of Coachella proposed 2024-25 Tax File

Customer Name	Parcel #	Address	Street	Service Level	Units	Total Monthly Rate	Total Annual Rate
CITY OF COACHELLA	779-263-003	83432	SAN REY DR	Trash Service	1	\$ 34.73	\$ 416.76
CITY OF COACHELLA	779-263-004	50001	CALLE TOLOSA	Trash Service	1	\$ 34.73	\$ 416.76
CITY OF COACHELLA	779-263-005	50027	CALLE TOLOSA	Trash Service	1	\$ 34.73	\$ 416.76
CITY OF COACHELLA	779-263-006	50053	CALLE TOLOSA	Trash Service	1	\$ 34.73	\$ 416.76
CITY OF COACHELLA	779-263-007	50079	CALLE TOLOSA	Trash Service	1	\$ 34.73	\$ 416.76
CITY OF COACHELLA	779-263-008	50105	CALLE TOLOSA	Trash Service	1	\$ 34.73	\$ 416.76
CITY OF COACHELLA	779-263-009	50131	CALLE TOLOSA	Trash Service	1	\$ 34.73	\$ 416.76
CITY OF COACHELLA	779-263-009	50131	CALLE TOLOSA	Additional Trash	1	\$ 9.72	\$ 116.64
CITY OF COACHELLA	779-263-010	50157	CALLE TOLOSA	Trash Service	1	\$ 34.73	\$ 416.76
CITY OF COACHELLA	779-263-011	50183	CALLE TOLOSA	Trash Service	1	\$ 34.73	\$ 416.76
CITY OF COACHELLA	779-263-012	50209	CALLE TOLOSA	Trash Service	1	\$ 34.73	\$ 416.76
CITY OF COACHELLA	779-263-012	50209	CALLE TOLOSA	Additional Trash	1	\$ 9.72	\$ 116.64
CITY OF COACHELLA	779-263-012	50209	CALLE TOLOSA	Yard Service	1	\$ 11.50	\$ 138.00
CITY OF COACHELLA	779-263-013	50235	CALLE TOLOSA	Trash Service	1	\$ 34.73	\$ 416.76
CITY OF COACHELLA	779-270-001	50055	CALLE FRONTERA	Trash Service	1	\$ 34.73	\$ 416.76
CITY OF COACHELLA	779-270-002	50049	CALLE FRONTERA	Trash Service	1	\$ 34.73	\$ 416.76
CITY OF COACHELLA	779-270-003	50043	CALLE FRONTERA	Trash Service	1	\$ 34.73	\$ 416.76
CITY OF COACHELLA	779-270-004	50037	CALLE FRONTERA	Trash Service	1	\$ 34.73	\$ 416.76
CITY OF COACHELLA	779-270-005	50031	CALLE FRONTERA	Trash Service	1	\$ 34.73	\$ 416.76
CITY OF COACHELLA	779-270-006	50025	CALLE FRONTERA	Trash Service	1	\$ 34.73	\$ 416.76
CITY OF COACHELLA	779-270-007	50019	CALLE FRONTERA	Trash Service	1	\$ 34.73	\$ 416.76
CITY OF COACHELLA	779-270-008	50013	CALLE FRONTERA	Trash Service	1	\$ 34.73	\$ 416.76
CITY OF COACHELLA	779-270-008	50013	CALLE FRONTERA	Additional Trash	1	\$ 9.72	\$ 116.64
CITY OF COACHELLA	779-270-009	50007	CALLE FRONTERA	Trash Service	1	\$ 34.73	\$ 416.76
CITY OF COACHELLA	779-270-009	50007	CALLE FRONTERA	Additional Trash	1	\$ 9.72	\$ 116.64
CITY OF COACHELLA	779-270-011	83500	AVE CAMPANAS	Trash Service	1	\$ 34.73	\$ 416.76
CITY OF COACHELLA	779-270-012	83506	AVE CAMPANAS	Trash Service	1	\$ 34.73	\$ 416.76
CITY OF COACHELLA	779-270-013	83512	AVE CAMPANAS	Trash Service	1	\$ 34.73	\$ 416.76
CITY OF COACHELLA	779-270-014	83518	AVE CAMPANAS	Trash Service	1	\$ 34.73	\$ 416.76
CITY OF COACHELLA	779-270-017	83536	AVE CAMPANAS	Trash Service	1	\$ 34.73	\$ 416.76
CITY OF COACHELLA	779-270-017	83536	AVE CAMPANAS	Yard Service	1	\$ 11.50	\$ 138.00
CITY OF COACHELLA	779-270-018	83542	AVE CAMPANAS	Trash Service	1	\$ 34.73	\$ 416.76
CITY OF COACHELLA	779-270-018	83542	AVE CAMPANAS	Yard Service	1	\$ 11.50	\$ 138.00

### City of Coachella proposed 2024-25 Tax File

Customer Name	Parcel #	Address	Street	Service Level	Units	Total Monthly Rate	Total Annual Rate
CITY OF COACHELLA	779-271-001	50052	CALLE FRONTERA	Trash Service	1	\$ 34.73	\$ 416.76
CITY OF COACHELLA	779-271-002	50046	CALLE FRONTERA	Trash Service	1	\$ 34.73	\$ 416.76
CITY OF COACHELLA	779-271-002	50046	CALLE FRONTERA	Additional Trash	1	\$ 9.72	\$ 116.64
CITY OF COACHELLA	779-271-003	50040	CALLE FRONTERA	Trash Service	1	\$ 34.73	\$ 416.76
CITY OF COACHELLA	779-271-004	50034	CALLE FRONTERA	Trash Service	1	\$ 34.73	\$ 416.76
CITY OF COACHELLA	779-271-005	50028	CALLE FRONTERA	Trash Service	1	\$ 34.73	\$ 416.76
CITY OF COACHELLA	779-271-006	50022	CALLE FRONTERA	Trash Service	1	\$ 34.73	\$ 416.76
CITY OF COACHELLA	779-271-007	50016	CALLE FRONTERA	Trash Service	1	\$ 34.73	\$ 416.76
CITY OF COACHELLA	779-271-008	50010	CALLE FRONTERA	Trash Service	1	\$ 34.73	\$ 416.76
CITY OF COACHELLA	779-271-009	50097	CAM CONVENTO	Trash Service	1	\$ 34.73	\$ 416.76
CITY OF COACHELLA	779-271-010	50103	CAM CONVENTO	Trash Service	1	\$ 34.73	\$ 416.76
CITY OF COACHELLA	779-271-011	50109	CAM CONVENTO	Trash Service	1	\$ 34.73	\$ 416.76
CITY OF COACHELLA	779-271-012	50115	CAM CONVENTO	Trash Service	1	\$ 34.73	\$ 416.76
CITY OF COACHELLA	779-271-013	50121	CAM CONVENTO	Trash Service	1	\$ 34.73	\$ 416.76
CITY OF COACHELLA	779-271-014	50127	CAM CONVENTO	Trash Service	1	\$ 34.73	\$ 416.76
CITY OF COACHELLA	779-271-015	50133	CAM CONVENTO	Trash Service	1	\$ 34.73	\$ 416.76
CITY OF COACHELLA	779-271-016	50136	CAM CONVENTO	Trash Service	1	\$ 34.73	\$ 416.76
CITY OF COACHELLA	779-271-017	50130	CAM CONVENTO	Trash Service	1	\$ 34.73	\$ 416.76
CITY OF COACHELLA	779-271-018	50124	CAM CONVENTO	Trash Service	1	\$ 34.73	\$ 416.76
CITY OF COACHELLA	779-271-019	50118	CAM CONVENTO	Trash Service	1	\$ 34.73	\$ 416.76
CITY OF COACHELLA	779-271-020	50112	CAM CONVENTO	Trash Service	1	\$ 34.73	\$ 416.76
CITY OF COACHELLA	779-271-021	50106	CAM CONVENTO	Trash Service	1	\$ 34.73	\$ 416.76
CITY OF COACHELLA	779-271-022	50100	CAM CONVENTO	Trash Service	1	\$ 34.73	\$ 416.76
CITY OF COACHELLA	779-271-023	50181	CAM ROSARIO	Trash Service	1	\$ 34.73	\$ 416.76
CITY OF COACHELLA	779-271-024	50187	CAM ROSARIO	Trash Service	1	\$ 34.73	\$ 416.76
CITY OF COACHELLA	779-271-025	50193	CAM ROSARIO	Trash Service	1	\$ 34.73	\$ 416.76
CITY OF COACHELLA	779-271-026	50199	CAM ROSARIO	Trash Service	1	\$ 34.73	\$ 416.76
CITY OF COACHELLA	779-271-027	50205	CAM ROSARIO	Trash Service	1	\$ 34.73	\$ 416.76
CITY OF COACHELLA	779-271-028	50211	CAM ROSARIO	Trash Service	1	\$ 34.73	\$ 416.76
CITY OF COACHELLA	779-271-029	50217	CAM ROSARIO	Trash Service	1	\$ 34.73	\$ 416.76
CITY OF COACHELLA	779-271-030	50220	CAM ROSARIO	Trash Service	1	\$ 34.73	\$ 416.76
CITY OF COACHELLA	779-271-031	50214	CAM ROSARIO	Trash Service	1	\$ 34.73	\$ 416.76
CITY OF COACHELLA	779-271-031	50214	CAM ROSARIO	Additional Trash	1	\$ 9.72	\$ 116.64

### City of Coachella proposed 2024-25 Tax File

Customer Name	Parcel #	Address	Street	Service Level	Units	Total Monthly Rate	Total Annual Rate
CITY OF COACHELLA	779-271-032	50208	CAM ROSARIO	Trash Service	1	\$ 34.73	\$ 416.76
CITY OF COACHELLA	779-271-033	50202	CAM ROSARIO	Trash Service	1	\$ 34.73	\$ 416.76
CITY OF COACHELLA	779-271-034	50196	CAM ROSARIO	Trash Service	1	\$ 34.73	\$ 416.76
CITY OF COACHELLA	779-271-034	50196	CAM ROSARIO	Additional Recycle	1	\$ 9.72	\$ 116.64
CITY OF COACHELLA	779-271-034	50196	CAM ROSARIO	Additional Trash	1	\$ 9.72	\$ 116.64
CITY OF COACHELLA	779-271-035	50190	CAM ROSARIO	Trash Service	1	\$ 34.73	\$ 416.76
CITY OF COACHELLA	779-271-036	50184	CAM ROSARIO	Trash Service	1	\$ 34.73	\$ 416.76
CITY OF COACHELLA	779-271-039	50304	CAM MAGDALENA	Trash Service	1	\$ 34.73	\$ 416.76
CITY OF COACHELLA	779-271-040	50298	CAM MAGDALENA	Trash Service	1	\$ 34.73	\$ 416.76
CITY OF COACHELLA	779-271-040	50298	CAM MAGDALENA	Yard Service	1	\$ 11.50	\$ 138.00
CITY OF COACHELLA	779-271-040	50298	CAM MAGDALENA	Additional Trash	1	\$ 9.72	\$ 116.64
CITY OF COACHELLA	779-271-041	50292	CAM MAGDALENA	Trash Service	1	\$ 34.73	\$ 416.76
CITY OF COACHELLA	779-271-042	50286	CAM MAGDALENA	Trash Service	1	\$ 34.73	\$ 416.76
CITY OF COACHELLA	779-271-042	50286	CAM MAGDALENA	Additional Trash	1	\$ 9.72	\$ 116.64
CITY OF COACHELLA	779-271-043	50280	CAM MAGDALENA	Trash Service	1	\$ 34.73	\$ 416.76
CITY OF COACHELLA	779-271-044	50274	CAM MAGDALENA	Trash Service	1	\$ 34.73	\$ 416.76
CITY OF COACHELLA	779-271-045	50268	CAM MAGDALENA	Trash Service	1	\$ 34.73	\$ 416.76
CITY OF COACHELLA	779-271-046	50265	CAM MAGDALENA	Trash Service	1	\$ 34.73	\$ 416.76
CITY OF COACHELLA	779-271-047	50271	CAM MAGDALENA	Trash Service	1	\$ 34.73	\$ 416.76
CITY OF COACHELLA	779-271-048	50277	CAM MAGDALENA	Trash Service	1	\$ 34.73	\$ 416.76
CITY OF COACHELLA	779-271-049	50283	CAM MAGDALENA	Trash Service	1	\$ 34.73	\$ 416.76
CITY OF COACHELLA	779-271-050	50289	CAM MAGDALENA	Trash Service	1	\$ 34.73	\$ 416.76
CITY OF COACHELLA	779-271-050	50289	CAM MAGDALENA	Yard Service	1	\$ 11.50	\$ 138.00
CITY OF COACHELLA	779-271-051	50295	CAM MAGDALENA	Trash Service	1	\$ 34.73	\$ 416.76
CITY OF COACHELLA	779-271-052	50301	CAM MAGDALENA	Trash Service	1	\$ 34.73	\$ 416.76
CITY OF COACHELLA	779-290-001	50265	SAN SOLANO ROAD	Trash Service	1	\$ 34.73	\$ 416.76
CITY OF COACHELLA	779-290-002	50291	SAN SOLANO ROAD	Trash Service	1	\$ 34.73	\$ 416.76
CITY OF COACHELLA	779-290-002	50291	SAN SOLANO ROAD	Additional Trash	1	\$ 9.72	\$ 116.64
CITY OF COACHELLA	779-290-003	50317	SAN SOLANO ROAD	Trash Service	1	\$ 34.73	\$ 416.76
CITY OF COACHELLA	779-290-003	50317	SAN SOLANO ROAD	Additional Trash	1	\$ 9.72	\$ 116.64
CITY OF COACHELLA	779-290-004	50343	SAN SOLANO ROAD	Trash Service	1	\$ 34.73	\$ 416.76
CITY OF COACHELLA	779-290-004	50343	SAN SOLANO ROAD	Additional Trash	1	\$ 9.72	\$ 116.64
CITY OF COACHELLA	779-290-005	50369	SAN SOLANO ROAD	Trash Service	1	\$ 34.73	\$ 416.76

### City of Coachella proposed 2024-25 Tax File

Customer Name	Parcel #	Address	Street	Service Level	Units	Total Monthly Rate	Total Annual Rate
CITY OF COACHELLA	779-290-006	50395	SAN SOLANO ROAD	Trash Service	1	\$ 34.73	\$ 416.76
CITY OF COACHELLA	779-290-006	50395	SAN SOLANO ROAD	Additional Trash	1	\$ 9.72	\$ 116.64
CITY OF COACHELLA	779-290-007	50394	SAN CAPISTRANO DR	Trash Service	1	\$ 34.73	\$ 416.76
CITY OF COACHELLA	779-290-008	50368	SAN CAPISTRANO DR	Trash Service	1	\$ 34.73	\$ 416.76
CITY OF COACHELLA	779-290-009	50342	SAN CAPISTRANO DR	Trash Service	1	\$ 34.73	\$ 416.76
CITY OF COACHELLA	779-290-010	50316	SAN CAPISTRANO DR	Trash Service	1	\$ 34.73	\$ 416.76
CITY OF COACHELLA	779-290-011	50290	SAN CAPISTRANO DR	Trash Service	1	\$ 34.73	\$ 416.76
CITY OF COACHELLA	779-290-011	50290	SAN CAPISTRANO DR	Additional Recycle	1	\$ 9.72	\$ 116.64
CITY OF COACHELLA	779-290-011	50290	SAN CAPISTRANO DR	Additional Trash	1	\$ 9.72	\$ 116.64
CITY OF COACHELLA	779-290-012	50264	SAN CAPISTRANO DR	Trash Service	1	\$ 34.73	\$ 416.76
CITY OF COACHELLA	779-290-012	50264	SAN CAPISTRANO DR	Additional Trash	1	\$ 9.72	\$ 116.64
CITY OF COACHELLA	779-291-001	50263	SAN CAPISTRANO DR	Trash Service	1	\$ 34.73	\$ 416.76
CITY OF COACHELLA	779-291-002	50289	SAN CAPISTRANO DR	Trash Service	1	\$ 34.73	\$ 416.76
CITY OF COACHELLA	779-291-002	50289	SAN CAPISTRANO DR	Yard Service	1	\$ 11.50	\$ 138.00
CITY OF COACHELLA	779-291-003	50315	SAN CAPISTRANO DR	Trash Service	1	\$ 34.73	\$ 416.76
CITY OF COACHELLA	779-291-004	50341	SAN CAPISTRANO DR	Trash Service	1	\$ 34.73	\$ 416.76
CITY OF COACHELLA	779-291-005	50367	SAN CAPISTRANO DR	Trash Service	1	\$ 34.73	\$ 416.76
CITY OF COACHELLA	779-291-005	50367	SAN CAPISTRANO DR	Additional Trash	1	\$ 9.72	\$ 116.64
CITY OF COACHELLA	779-291-006	50393	SAN CAPISTRANO DR	Trash Service	1	\$ 34.73	\$ 416.76
CITY OF COACHELLA	779-291-006	50393	SAN CAPISTRANO DR	Additional Trash	1	\$ 9.72	\$ 116.64
CITY OF COACHELLA	779-291-007	50392	CALLE TOLOSA	Trash Service	1	\$ 34.73	\$ 416.76
CITY OF COACHELLA	779-291-007	50392	CALLE TOLOSA	Yard Service	3	\$ 34.50	\$ 414.00
CITY OF COACHELLA	779-291-007	50392	CALLE TOLOSA	Additional Trash	2	\$ 19.44	\$ 233.28
CITY OF COACHELLA	779-291-008	50366	CALLE TOLOSA	Trash Service	1	\$ 34.73	\$ 416.76
CITY OF COACHELLA	779-291-008	50366	CALLE TOLOSA	Additional Trash	1	\$ 9.72	\$ 116.64
CITY OF COACHELLA	779-291-009	50340	CALLE TOLOSA	Trash Service	1	\$ 34.73	\$ 416.76
CITY OF COACHELLA	779-291-010	50314	CALLE TOLOSA	Trash Service	1	\$ 34.73	\$ 416.76
CITY OF COACHELLA	779-291-011	50288	CALLE TOLOSA	Trash Service	1	\$ 34.73	\$ 416.76
CITY OF COACHELLA	779-291-012	50262	CALLE TOLOSA	Trash Service	1	\$ 34.73	\$ 416.76
CITY OF COACHELLA	779-292-001	50287	CALLE TOLOSA	Trash Service	1	\$ 34.73	\$ 416.76
CITY OF COACHELLA	779-292-002	50313	CALLE TOLOSA	Trash Service	1	\$ 34.73	\$ 416.76
CITY OF COACHELLA	779-292-002	50313	CALLE TOLOSA	Additional Trash	1	\$ 9.72	\$ 116.64
CITY OF COACHELLA	779-292-003	50339	CALLE TOLOSA	Trash Service	1	\$ 34.73	\$ 416.76

### City of Coachella proposed 2024-25 Tax File

Customer Name	Parcel #	Address	Street	Service Level	Units	Total Monthly Rate	Total Annual Rate
CITY OF COACHELLA	779-292-003	50339	CALLE TOLOSA	Additional Trash	1	\$ 9.72	\$ 116.64
CITY OF COACHELLA	779-292-004	50365	CALLE TOLOSA	Trash Service	1	\$ 34.73	\$ 416.76
CITY OF COACHELLA	779-292-005	50391	CALLE TOLOSA	Trash Service	1	\$ 34.73	\$ 416.76
CITY OF COACHELLA	779-292-005	50391	CALLE TOLOSA	Yard Service	1	\$ 11.50	\$ 138.00
CITY OF COACHELLA	779-292-005	50391	CALLE TOLOSA	Additional Trash	1	\$ 9.72	\$ 116.64
CITY OF COACHELLA	779-292-006	50390	SOLEDAD PLC	Trash Service	1	\$ 34.73	\$ 416.76
CITY OF COACHELLA	779-292-007	50364	SOLEDAD PLC	Trash Service	1	\$ 34.73	\$ 416.76
CITY OF COACHELLA	779-292-008	50338	SOLEDAD PLC	Trash Service	1	\$ 34.73	\$ 416.76
CITY OF COACHELLA	779-292-008	50338	SOLEDAD PLC	Additional Trash	1	\$ 9.72	\$ 116.64
CITY OF COACHELLA	779-292-008	50338	SOLEDAD PLC	Additional Recycle	1	\$ 9.72	\$ 116.64
CITY OF COACHELLA	779-292-009	50312	SOLEDAD PLC	Trash Service	1	\$ 34.73	\$ 416.76
CITY OF COACHELLA	779-292-010	50286	SOLEDAD PLC	Trash Service	1	\$ 34.73	\$ 416.76
CITY OF COACHELLA	779-292-010	50286	SOLEDAD PLC	Additional Trash	1	\$ 9.72	\$ 116.64
CITY OF COACHELLA	779-293-001	83418	SANTO LANE	Trash Service	1	\$ 34.73	\$ 416.76
CITY OF COACHELLA	779-293-001	83418	SANTO LANE	Additional Trash	1	\$ 9.72	\$ 116.64
CITY OF COACHELLA	779-293-002	83412	SANTO LANE	Trash Service	1	\$ 34.73	\$ 416.76
CITY OF COACHELLA	779-293-002	83412	SANTO LANE	Additional Trash	1	\$ 9.72	\$ 116.64
CITY OF COACHELLA	779-293-003	83406	SANTO LANE	Trash Service	1	\$ 34.73	\$ 416.76
CITY OF COACHELLA	779-293-004	50363	SOLEDAD PLC	Trash Service	1	\$ 34.73	\$ 416.76
CITY OF COACHELLA	779-293-005	50389	SOLEDAD PLC	Trash Service	1	\$ 34.73	\$ 416.76
CITY OF COACHELLA	779-293-006	83392	SAN ASIS DR	Trash Service	1	\$ 34.73	\$ 416.76
CITY OF COACHELLA	779-293-006	83392	SAN ASIS DR	Additional Trash	1	\$ 9.72	\$ 116.64
CITY OF COACHELLA	779-293-007	83386	SAN ASIS DR	Trash Service	1	\$ 34.73	\$ 416.76
CITY OF COACHELLA	779-293-008	83380	SAN ASIS DR	Trash Service	1	\$ 34.73	\$ 416.76
CITY OF COACHELLA	779-293-009	83379	SAN ASIS DR	Trash Service	1	\$ 34.73	\$ 416.76
CITY OF COACHELLA	779-293-010	83385	SAN ASIS DR	Trash Service	1	\$ 34.73	\$ 416.76
CITY OF COACHELLA	779-293-011	83391	SAN ASIS DR	Trash Service	1	\$ 34.73	\$ 416.76
CITY OF COACHELLA	779-293-012	83397	SAN ASIS DR	Trash Service	1	\$ 34.73	\$ 416.76
CITY OF COACHELLA	779-293-013	83405	SAN ASIS DR	Trash Service	1	\$ 34.73	\$ 416.76
CITY OF COACHELLA	779-293-014	83411	SAN ASIS DR	Trash Service	1	\$ 34.73	\$ 416.76
CITY OF COACHELLA	779-293-014	83411	SAN ASIS DR	Additional Trash	1	\$ 9.72	\$ 116.64
CITY OF COACHELLA	779-293-015	83417	SAN ASIS DR	Trash Service	1	\$ 34.73	\$ 416.76
CITY OF COACHELLA	779-293-015	83417	SAN ASIS DR	Additional Trash	1	\$ 9.72	\$ 116.64

### City of Coachella proposed 2024-25 Tax File

Customer Name	Parcel #	Address	Street	Service Level	Units	Total Monthly Rate	Total Annual Rate
CITY OF COACHELLA	779-293-016	83425	SAN ASIS DR	Trash Service	1	\$ 34.73	\$ 416.76
CITY OF COACHELLA	779-293-017	83431	SAN ASIS DR	Trash Service	1	\$ 34.73	\$ 416.76
CITY OF COACHELLA	779-293-017	83431	SAN ASIS DR	Additional Trash	1	\$ 9.72	\$ 116.64
CITY OF COACHELLA	779-293-018	83437	SAN ASIS DR	Trash Service	1	\$ 34.73	\$ 416.76
CITY OF COACHELLA	779-293-018	83437	SAN ASIS DR	Additional Trash	1	\$ 9.72	\$ 116.64
CITY OF COACHELLA	779-293-018	83437	SAN ASIS DR	Yard Service	2	\$ 23.00	\$ 276.00
CITY OF COACHELLA	779-293-019	83445	SAN ASIS DR	Trash Service	1	\$ 34.73	\$ 416.76
CITY OF COACHELLA	779-293-020	83451	SAN ASIS DR	Trash Service	1	\$ 34.73	\$ 416.76
CITY OF COACHELLA	779-293-021	83457	SAN ASIS DR	Trash Service	1	\$ 34.73	\$ 416.76
CITY OF COACHELLA	779-293-021	83457	SAN ASIS DR	Additional Trash	1	\$ 9.72	\$ 116.64
CITY OF COACHELLA	779-293-022	83465	SAN ASIS DR	Trash Service	1	\$ 34.73	\$ 416.76
CITY OF COACHELLA	779-293-023	83471	SAN ASIS DR	Trash Service	1	\$ 34.73	\$ 416.76
CITY OF COACHELLA	779-293-024	50292	SAN SOLANO ROAD	Trash Service	1	\$ 34.73	\$ 416.76
CITY OF COACHELLA	779-293-025	50266	SAN SOLANO ROAD	Trash Service	1	\$ 34.73	\$ 416.76
CITY OF COACHELLA	779-293-026	50240	SAN SOLANO ROAD	Trash Service	1	\$ 34.73	\$ 416.76
CITY OF COACHELLA	779-300-001	50346	CAM LORETO	Trash Service	1	\$ 34.73	\$ 416.76
CITY OF COACHELLA	779-300-002	50340	CAM LORETO	Trash Service	1	\$ 34.73	\$ 416.76
CITY OF COACHELLA	779-300-004	50328	CAM LORETO	Trash Service	1	\$ 34.73	\$ 416.76
CITY OF COACHELLA	779-300-005	50322	CAM LORETO	Trash Service	1	\$ 34.73	\$ 416.76
CITY OF COACHELLA	779-300-006	50316	CAM LORETO	Trash Service	1	\$ 34.73	\$ 416.76
CITY OF COACHELLA	779-300-007	50310	CAM LORETO	Trash Service	1	\$ 34.73	\$ 416.76
CITY OF COACHELLA	779-300-008	50307	CAM LORETO	Trash Service	1	\$ 34.73	\$ 416.76
CITY OF COACHELLA	779-300-009	50313	CAM LORETO	Trash Service	1	\$ 34.73	\$ 416.76
CITY OF COACHELLA	779-300-010	50319	CAM LORETO	Trash Service	1	\$ 34.73	\$ 416.76
CITY OF COACHELLA	779-300-011	50325	CAM LORETO	Trash Service	1	\$ 34.73	\$ 416.76
CITY OF COACHELLA	779-300-012	50331	CAM LORETO	Trash Service	1	\$ 34.73	\$ 416.76
CITY OF COACHELLA	779-300-012	50331	CAM LORETO	Yard Service	1	\$ 11.50	\$ 138.00
CITY OF COACHELLA	779-300-013	50337	CAM LORETO	Trash Service	1	\$ 34.73	\$ 416.76
CITY OF COACHELLA	779-300-014	50343	CAM LORETO	Trash Service	1	\$ 34.73	\$ 416.76
CITY OF COACHELLA	779-300-016	50094	CALLE FRONTERA	Trash Service	1	\$ 34.73	\$ 416.76
CITY OF COACHELLA	779-300-017	50088	CALLE FRONTERA	Trash Service	1	\$ 34.73	\$ 416.76
CITY OF COACHELLA	779-300-018	50082	CALLE FRONTERA	Trash Service	1	\$ 34.73	\$ 416.76
CITY OF COACHELLA	779-300-019	50076	CALLE FRONTERA	Trash Service	1	\$ 34.73	\$ 416.76



### City of Coachella proposed 2024-25 Tax File

Customer Name	Parcel #	Address	Street	Service Level	Units	Total Monthly Rate	Total Annual Rate
CITY OF COACHELLA	779-300-020	50070	CALLE FRONTERA	Trash Service	1	\$ 34.73	\$ 416.76
CITY OF COACHELLA	779-300-021	50064	CALLE FRONTERA	Trash Service	1	\$ 34.73	\$ 416.76
CITY OF COACHELLA	779-300-022	50058	CALLE FRONTERA	Trash Service	1	\$ 34.73	\$ 416.76
CITY OF COACHELLA	779-300-023	50175	CAM CORAS	Trash Service	1	\$ 34.73	\$ 416.76
CITY OF COACHELLA	779-300-024	50169	CAM CORAS	Trash Service	1	\$ 34.73	\$ 416.76
CITY OF COACHELLA	779-300-025	50163	CAM CORAS	Trash Service	1	\$ 34.73	\$ 416.76
CITY OF COACHELLA	779-300-026	50157	CAM CORAS	Trash Service	1	\$ 34.73	\$ 416.76
CITY OF COACHELLA	779-300-027	50151	CAM CORAS	Trash Service	1	\$ 34.73	\$ 416.76
CITY OF COACHELLA	779-300-027	50151	CAM CORAS	Additional Trash	1	\$ 9.72	\$ 116.64
CITY OF COACHELLA	779-300-028	50145	CAM CORAS	Trash Service	1	\$ 34.73	\$ 416.76
CITY OF COACHELLA	779-300-028	50145	CAM CORAS	Additional Trash	1	\$ 9.72	\$ 116.64
CITY OF COACHELLA	779-300-028	50145	CAM CORAS	Additional Recycle	1	\$ 9.72	\$ 116.64
CITY OF COACHELLA	779-300-029	50139	CAM CORAS	Trash Service	1	\$ 34.73	\$ 416.76
CITY OF COACHELLA	779-300-030	50142	CAM CORAS	Trash Service	1	\$ 34.73	\$ 416.76
CITY OF COACHELLA	779-300-030	50142	CAM CORAS	Additional Trash	2	\$ 19.44	\$ 233.28
CITY OF COACHELLA	779-300-031	50148	CAM CORAS	Trash Service	1	\$ 34.73	\$ 416.76
CITY OF COACHELLA	779-300-032	50154	CAM CORAS	Trash Service	1	\$ 34.73	\$ 416.76
CITY OF COACHELLA	779-300-033	50160	CAM CORAS	Trash Service	1	\$ 34.73	\$ 416.76
CITY OF COACHELLA	779-300-034	50166	CAM CORAS	Trash Service	1	\$ 34.73	\$ 416.76
CITY OF COACHELLA	779-300-035	50172	CAM CORAS	Trash Service	1	\$ 34.73	\$ 416.76
CITY OF COACHELLA	779-300-036	50178	CAM CORAS	Trash Service	1	\$ 34.73	\$ 416.76
CITY OF COACHELLA	779-300-037	50259	CAM EL FARO	Trash Service	1	\$ 34.73	\$ 416.76
CITY OF COACHELLA	779-300-037	50259	CAM EL FARO	Additional Trash	1	\$ 9.72	\$ 116.64
CITY OF COACHELLA	779-300-037	50259	CAM EL FARO	Additional Recycle	1	\$ 9.72	\$ 116.64
CITY OF COACHELLA	779-300-038	50253	CAM EL FARO	Trash Service	1	\$ 34.73	\$ 416.76
CITY OF COACHELLA	779-300-040	50241	CAM EL FARO	Trash Service	1	\$ 34.73	\$ 416.76
CITY OF COACHELLA	779-300-040	50241	CAM EL FARO	Yard Service	1	\$ 11.50	\$ 138.00
CITY OF COACHELLA	779-300-041	50235	CAM EL FARO	Trash Service	1	\$ 34.73	\$ 416.76
CITY OF COACHELLA	779-300-042	50229	CAM EL FARO	Trash Service	1	\$ 34.73	\$ 416.76
CITY OF COACHELLA	779-300-046	50238	CAM EL FARO	Trash Service	1	\$ 34.73	\$ 416.76
CITY OF COACHELLA	779-300-046	50238	CAM EL FARO	Yard Service	1	\$ 11.50	\$ 138.00
CITY OF COACHELLA	779-300-049	50256	CAM EL FARO	Trash Service	1	\$ 34.73	\$ 416.76
CITY OF COACHELLA	779-300-049	50256	CAM EL FARO	Additional Trash	1	\$ 9.72	\$ 116.64

### City of Coachella proposed 2024-25 Tax File

Customer Name	Parcel #	Address	Street	Service Level	Units	Total Monthly Rate	Total Annual Rate
CITY OF COACHELLA	779-300-050	50262	CAM EL FARO	Trash Service	1	\$ 34.73	\$ 416.76
CITY OF COACHELLA	779-301-010	83573	AVE SAN DOMINGO	Trash Service	1	\$ 34.73	\$ 416.76
CITY OF COACHELLA	779-301-011	83567	AVE SAN DOMINGO	Trash Service	1	\$ 34.73	\$ 416.76
CITY OF COACHELLA	779-301-012	83561	AVE SAN DOMINGO	Trash Service	1	\$ 34.73	\$ 416.76
CITY OF COACHELLA	779-301-013	83555	AVE SAN DOMINGO	Trash Service	1	\$ 34.73	\$ 416.76
CITY OF COACHELLA	779-301-015	83543	AVE SAN DOMINGO	Trash Service	1	\$ 34.73	\$ 416.76
CITY OF COACHELLA	779-301-016	83537	AVE SAN DOMINGO	Trash Service	1	\$ 34.73	\$ 416.76
CITY OF COACHELLA	779-301-017	83531	AVE SAN DOMINGO	Trash Service	1	\$ 34.73	\$ 416.76
CITY OF COACHELLA	779-301-019	83519	AVE SAN DOMINGO	Trash Service	1	\$ 34.73	\$ 416.76
CITY OF COACHELLA	779-301-020	83513	AVE SAN DOMINGO	Trash Service	1	\$ 34.73	\$ 416.76
CITY OF COACHELLA	779-301-021	83507	AVE SAN DOMINGO	Trash Service	1	\$ 34.73	\$ 416.76
CITY OF COACHELLA	779-301-022	83501	AVE SAN DOMINGO	Trash Service	1	\$ 34.73	\$ 416.76
CITY OF COACHELLA	779-310-002	50700	JACKSON ST	Trash Service	1	\$ 34.73	\$ 416.76
CITY OF COACHELLA	779-310-004	50900	JACKSON ST	Trash Service	1	\$ 34.73	\$ 416.76
CITY OF COACHELLA	779-340-001	83781	AVE 51	Trash Service	1	\$ 34.73	\$ 416.76
CITY OF COACHELLA	779-340-001	83781	AVE 51	Additional Trash	1	\$ 9.72	\$ 116.64
CITY OF COACHELLA	779-340-001	83781	AVE 51	Additional Recycle	1	\$ 9.72	\$ 116.64
CITY OF COACHELLA	779-360-004	83876	AVE 52	Trash Service	1	\$ 34.73	\$ 416.76
CITY OF COACHELLA	779-360-004	83876	AVE 52	Additional Trash	1	\$ 9.72	\$ 116.64
CITY OF COACHELLA	779-360-006	83904	AVE 52	Trash Service	1	\$ 34.73	\$ 416.76
CITY OF COACHELLA	780-050-004	52575	CALHOUN ST	Trash Service	1	\$ 34.73	\$ 416.76
CITY OF COACHELLA	780-060-005	52815	VAN BUREN ST	Trash Service	1	\$ 34.73	\$ 416.76
CITY OF COACHELLA	780-060-006	52821	VAN BUREN ST	Trash Service	1	\$ 34.73	\$ 416.76
CITY OF COACHELLA	780-060-009	83750	AVE 53	Trash Service	1	\$ 34.73	\$ 416.76
CITY OF COACHELLA	780-070-005	53441	CALHOUN ST	Trash Service	1	\$ 34.73	\$ 416.76
CITY OF COACHELLA	780-070-005	53441	CALHOUN ST	Additional Trash	3	\$ 29.16	\$ 349.92



**STAFF REPORT**  
**7/10/2024**

**TO:** Honorable Mayor and City Council Members

**FROM:** Gabriel Perez, Development Services Director

**SUBJECT:** Coachella Valley Event Center

**SPECIFICS:** Adopt Resolution No. 2024-37 approving Entertainment Permit No. 22-04 for the Coachella Valley Event Center, an entertainment venue located on a 20-acre site at 46600 Tyler Street (APN# 603-130-001). Applicant: Edwart Rostamian (Continuance to July 24, 2024 Recommended)

---

**STAFF RECOMMENDATION:**

Staff recommends that the Planning Commission continue consideration of Resolution No. PC 2024-37 for Entertainment Permit No. 22-04 until the City Council meeting of July 24, 2024 do to new modifications to proposed venue plans.